

SESSIONAL PAPERS

VOLUME 16

SECOND SESSION OF THE TWELFTH PARLIAMENT

OF THE

DOMINION OF CANADA

SESSION 1912-13



VOLUME XLVII



1091641

See also Numerical List, Page 25.

ALPHABETICAL INDEX
TO THE
SESSIONAL PAPERS
OF THE
PARLIAMENT OF CANADA

SECOND SESSION, TWELFTH PARLIAMENT, 1912-13.

A	A
Agricultural Aid Act, Agreement with the several Provinces <i>re</i> expenditure of Subsidies under, &c..	67i
Agriculture, Report of Dept. of.. . . .	15
Agricultural School, Model Farm, &c., at New Carlisle, Que., Memorials, &c., <i>re</i> .	215
Aids to navigation that have been established on the Canadian Atlantic Coast..	89
Aikins, J. A. M., Report of on 'Moral Instruction in the Canadian Public Schools'..	96
Aldershot Military Camp, number of men at in summer of 1912; contracts given; cost of supplies, &c..	182
Aldershot, N.S., <i>re</i> supply of ice for Military Camp at, &c..	221a
Aldershot, N.S., <i>re</i> alleged thefts of property from the Militia Camp in Sept., 1912..	221
Algoma Steel Co., applications for remission of duties on rails imported by at Fort William, &c..	149
Amot, P. E., Engineer Public Works Dept., Bonaventure Co., Que., <i>re</i> transferring of..	138
Appraisals made to Governor in Council, 12 months prior to March, 1912.. . . .	117
	Appointments:—
	General Foremen, &c. of Public Works of Co. of Bonaventure, since Oct. 1, 1911, to date, &c..
	72j
	Appointment of Mr. McCloskie as Postmaster at Wakan, B.C..
	72k
	Archives Branch, <i>re</i> transferring of from Dept. of Agriculture to Secretary of State, &c..
	87
	Archives Branch of Secretary of State, Report of work of for year 1912.. . . .
	29b
	Asselin, Olivar. Report of <i>re</i> investigation of French and Belgian immigration into Canada..
	91
	Astronomer, Chief. Report of for year ending March 31, 1912..
	25a
	Atlantic, Quebec and Western Ry., Report of Engineers <i>re</i> usefulness of as feeders to I. C. Ry..
	67j
	Auditor General:—
	Report of, Volume 1, A to J, for year ended March 31, 1912..
	1
	Report of, Volume 2, K to U, for year ended March 31, 1912..
	1
	Report of, Volume 3, V to Y, for year ended March 31, 1912..
	1
	Australia, Commonwealth of, Preferential Tariff between Canada, and.. . . .
	94

B

Banque Internationale, application of to the Treasury Board, &c.	130
Banque Internationale, <i>re</i> Certificate authorizing transfer of to Home Bank, &c.	228
Beeman, J. C., cancellation of contract of, for conveying H. M. Mails, name of successor, &c.	62b
Begin, Mr. J., appointment of as Manager of Experimental Farm at Ste. Anne.	72c
Bigan and French Immigration to Alberta, Investigation into by Oliver A. Sel. n.	91
Bills passed by House of Commons since Confederation, which have been amended by Senate.	223
Bonaventure, Post Offices opened in since Oct., 1911, to date, &c.	63
Bonaventure Co., Resolution of, asking for, or objecting to, certain public works in said Co.	139
Bonds and Securities registered since last return, Nov. 28, 1911.	53
Boulanger & Son, Quebec, Claims of, &c.	141a
Branch Lines I. C. Ry.:—	
Railway from Estmere to Baddeck, <i>re</i> building of.	82
Vale line of, <i>re</i> asking for road to be taken over by I. C. Ry., <i>re</i>	109
Reconstruction of Branch line of into Guysborough Co., N.S.	83e
Breakwater at Petite Rivière, Lunenburg Co. N. S., Report <i>re</i> repairs made on in year 1912.	203j
British Consular Service, O. C. <i>re</i> facilities for information useful to Canadian Trade in connection with.	118
British Canadian Loan and Investment Co., Ltd., Toronto, for year 1911.	140
British Columbia, Copy of O. C. appointing a commission to inquire into claims of, &c.	191
British Columbia, Memo. <i>re</i> claims of for special consideration.	191a
British Columbia, Correspondence <i>re</i> claims of Indians of the Province, between Prov. Govt. and Dominion Govt.	159a
British Columbia, Documents <i>re</i> subject of increase of Prov. Subsidy to.	67g
British Columbia, Memorials of Govt. of <i>re</i> claims for additional Prov. Subsidies.	67h

B

Broderick, Post Office, Sask., <i>re</i> change of name of.	78
Brolé Wharf, Colchester Co., N.S., <i>re</i> expenditures on during last two years &c.	179
Brown, James W., in connection with western lands, pt. of S. E. $\frac{1}{4}$ section 21-20-21-W., 2 Meridian, and others, also Alex. Hurst Brown's claim <i>re</i> these lands.	187c
Buildings occupied by the Govt. as public offices, under rent, where situated, &c.	208

C

Cable Rates, Memo. on subject of between P. O. Dept. and British Post Office.	93
Canada Steamer, <i>re</i> investigations regarding service performed by, &c.	65
Canada-West Indian Conference.	55
Canadian Fishermen, <i>re</i> recent increase in prices charged for Manilla Cord.	185
Canadian Boat Fishermen, <i>re</i> Medical attendance on, &c.	64
Canadian Pure Food Act, date of enactment of, &c.	70
Canadian Trade and Commerce, extension of facilities for obtaining information useful to.	118
Canadian Pacific Railway:—	
Orders in Council respecting, &c.	45
Return <i>re</i> lands sold by, year ending Oct. 31, 1912.	45a
Return <i>re</i> applications made by, for authorization to make new issue of stock.	45b
Canadian Guardian Life Insurance Co., <i>re</i> transfer of from Dept. at Ottawa to Dept. at Toronto.	188
Canals:—	
St. Peter's, Improvements on, also <i>re</i> contract between Department and W. H. Weller.	108
St. Peter's, Improvements on, also relating to contracts, &c.	108a
Relating to personal expenses paid by Government to Mr. St. Amour, Superintendent Soulanges Canal.	108b
Census, 1911:—	
Population, Religions, Origins, &c.	B
Manufactures.	C
Civil Service:—	
Statement of affairs in connection with Civil Service Insurance Act.	41

C	C
Statement of superannuation and retiring allowances in Civil Service.. 44	Census Enumerators, Reports as to delay in payment of, &c.. 76
Civil Service List, 1912.. 30	Central Railway of Canada, Report made by the Railway Department.. . . . 211
Report of Sir George Murray on organization of in Canada.. 57a	Champlain Market, Que., re acquisition of by Trans. Ry. Commissioners, for Station, Terminals, &c.. 170
Report of Civil Service Commission.. 31	Chartered Banks, List of Shareholders in, as on Dec. 31, 1911.. 7
Chas. W. J., Report re investigation into Govt. Printing Bureau.. 61 (11c)	Cheese, Butter, &c., Report of Royal Commission of inquiry into methods of weighing, payment, &c., Montreal, <i>City of Sydney</i> , Steamship Investigation into collision between tug <i>Douglas H. Thomas</i> , and 95e
Commission Royal, Report of on Industrial Training and Technical Education, &c.. 191d	Construction of road from North Bay to Sturgeon Falls, Ont., Correspondence and Engineers Reports re.. . . . 178
Commission Royal, Report of inquiry into complaints re weighing of butter and cheese in Montreal, &c.. 153	Conference, International Peace, re consideration of first Century of between U. S. and British Empire.. . . 229
Commissioners, appointment of re study of causes for depopulation of country places, high cost of living.. 129	Correspondence, &c., by Conservative Candidate, Gloucester Co., N.B., re Public Works to date.. 187
Commissioners, appointed to investigate complaints against United Shoe Machinery Co.. 95e	Correspondence re East $\frac{1}{4}$ of Sec. 27 in Tp. 6, Range 2, West of third Meridian.. 126
Commission Agents, complaints for placing farm labourers in Ontario.. . . . 47	County Court Judges, re request of increased salary, and amendment to Judges Act re retiring allowances.. . . 173
Commissioners appointed under first part of Inquiries Act, 1906.. 191	Customs Department:— Report of.. 11
Commissioners appointed to inquire into claims of British Columbia.. 191a	Customs Tariff of Canada, changes made in by O. C., since last Session of Parliament, &c.. 73
Commissioners appointed to inquire into Indian Lands and Indian Affairs in B.C. 191b	Criminal Statistics for year ended Sept. 30, 1911.. 17
Commissioners appointed to inquire into Law re Pilotage Districts of Montreal and Quebec.. 191c	Crowe, Colonel, Commandant Royal Military College, re retirement, &c.. . . . 75a
Commission appointed to investigate charges of political partisanship in Govt. Printing Bureau, with evidence and Report.. 61 (11c)	
Combines Investigation Act, Report of Proceedings under, year ended March 31, 1912.. 36c	D
Canada and Newfoundland, Volume of trade import and export between from Jan. 1, 1896, to Jan. 1, 1913, also Trade Agreement between Newfoundland and West Indies, included with Canada, for 1909, 1910, 1911 and 1912.. 195	Dairy and Cold Storage Commissioner, Report of for year ending 1912.. . . . 15a
Canada and Newfoundland, Volume of Trade, import and export, between, from Jan. 1, 1896, to Jan. 1, 1913, &c. (Supplementary Return).. 195a	Dry Dock at Lévis, Que., or Harbour and Port of Quebec, Que.. 204
Cariboo Island, Pictou Co., N.S., Papers in connection with expenditure at 97	Drill Hall at Fernie, B.C., re contract for erecting at.. 197
Cement, Customs Tariff on, correspondence between Coy's., Corporations, &c., to Nov. 1, 1911.. 125	Drill Hall at Fernie, B.C., re awarding contract for erection of.. . . . 197a
Cement, adjustment of Duty on, and all correspondence with Ministers respecting.. 125a	Dismissals:— Return re dismissal of John R. McDonald, Heatherton, Antigonish Co., N.S.. 61
	Return re Dr. C. P. Bissett, Physician to Indians Salmon River, N.S.. . . 61a

D		D	
Return <i>re</i> dismissal of Michael Murphy, P. M., at Pt. Mischeau, R. Co., N.S.	61b	Return <i>re</i> dismissal of Chas. O. Jones, Postmaster, Bedford, Co. of Missisquoi, Quebec.	61u
Return <i>re</i> dismissal of David A. McLeod, P. M., at Cleveland, Richmond Co., N.S.	61c	Return <i>re</i> dismissal of Archd. Barss, Postmaster, New Harbour, Guysborough Co., N.S.	61r
Return <i>re</i> dismissal of John Milward, P. M., at Stormont, Guysborough Co., N.S.	61d	Return <i>re</i> dismissal of Dr. A. Allaire of Penitentiary of St. Vincent de Paul.	61w
Return <i>re</i> dismissal of Kenneth F. McAskill, P. M., at Loch Lomond, Richmond Co., N.S.	61e	Return <i>re</i> dismissal of Oscar Beauchamp, Warden of Penitentiary, St. Vincent de Paul.	61x
Return <i>re</i> dismissal of W. W. Hayden, wharfinger at Digby, N.S.	61f	Return <i>re</i> dismissal of John McDonald, freight handler, checker, I. C. Ry., Sydney Mines, N.S.	61y
Return <i>re</i> dismissal of W. B. Langley, Asst. at Lobster Hatchery, N.S.	61g	Return <i>re</i> dismissal of Allan Kinney, Linwood, Antigonish Co., sectionman, I. C. Ry.	61z
Return <i>re</i> dismissal of Fred. E. Cox, Engineer Lobster Hatchery.	61h	Return <i>re</i> dismissal of Chas. Landry, of Pomket, Antigonish Co., N.S., Sectionman I. C. Ry.	61aa
Return <i>re</i> dismissal of Simon Hodgson, Engineer Lobster Hatchery, Isaacs Harbour, N.S.	61i	Return <i>re</i> dismissal of Patk. Decoste, Ferry Stmr. <i>Scotia</i> , between Mulgrave and Point Tupper, N.S.	61bb
Return <i>re</i> dismissal of Henry Henlow, Engineer Lobster Hatchery, Canso, Guysborough Co., N.S.	61j	Return <i>re</i> dismissal of Harry E. McDonald, Asst. Engineer, St. Peters Canal, Richmond Co., N.S.	61cc
Return <i>re</i> dismissal of H. C. V. LeVatte, Harbour Master at Louisburg, C. B. South, N.S.	61k	Return <i>re</i> dismissal of Neil Ross, sectionman I. C. Ry., West River, Pictou, N.S.	61dd
Return <i>re</i> dismissal of John Cummings, Asst. Lobster Hatchery, Isaacs Harbour, N.S.	61l	Return <i>re</i> dismissal of Jas. Armstrong, Heatherton, Antigonish Co., N.S., Sectionman I. C. Ry.	61ee
Return <i>re</i> dismissal of W. G. Matthews, of Life Boat Crew, Canso, Guysborough Co., N.S.	61m	Return <i>re</i> dismissal of Thos. J. Gray, car inspector, I. C. Ry., Westville, Pictou Co., N.S.	61ff
Return <i>re</i> dismissal of Joseph Shean, Harbour Master, North Sydney, N.S.	61n	Return <i>re</i> dismissal of Colin Macdonald, sectionman I. C. Ry., James River, Antigonish Co., N.S.	61gg
Return <i>re</i> dismissal of Geo. H. Sampson, of Storm Signal, Lower L'Ardoise, Richmond Co., N.S.	61o	Return <i>re</i> dismissal of A. T. Gannon, car inspector, I. C. Ry., North Sydney, N.S.	61hh
Return <i>re</i> dismissal of Alexis Vigneau, Capt. Patrol Boat, Arichat, Richmond Co., N.S.	61p	Return <i>re</i> dismissal of Huber Myatte, Tracadie, Antigonish Co., N. S., sectionman, I. C. Ry.	61ii
Return <i>re</i> dismissal of Emeri Thivierge Fisheries Inspector, Cos. of Prescott and Russell, N.S.	61q	Return <i>re</i> dismissal of John McDonnell, Afton Station, Antigonish Co., N.S., Sectionman, I. C. Ry.	61jj
Return <i>re</i> dismissal of all public officers, Inland Revenue Dept., Co. of St. Jean Iberville, Quebec.	61r	Return <i>re</i> dismissal of Wm. Landry, of Pomket, Antigonish Co., N. S., Section foreman, I. C. Ry.	61kk
Return <i>re</i> dismissal of J. Fabien Bugeaud, Bonaventure, Que., A. B. Caldwell, New Carlisle, Quebec.	61s	Return <i>re</i> dismissal of D. J. McDougall, Section foreman, I. C. Ry., Grand Narrows, N. S.	61ll
Return <i>re</i> dismissal of Duncan McArthur, Annuities Branch, while attached to Trade and Commerce.	61t		

D

Return *re* dismissal of Daniel A. Coffey and W. A. McNeill, Lockmen, St. Peter's Canal, Richmond Co., N.S. 61mm
 Return *re* dismissal of John P. Meagher, foreman deckhand steamship *Scotia*, Guysborough Co., N.S. 61nn
 Return *re* dismissal of Jas. Gibson, ex-P. M. of Alameda, Sask., *re* handing over office to E. Cronk. 61oo
 Return *re* dismissal of Capt. C. E. Miller, from 75th Regiment. 61pp
 Return *re* dismissal of J. N. N. Poirier, Collector of Excise, Victoriaville, Quebec, &c. 61qq
 Return *re* dismissal of Abraham Stephen, Interpreter, Immigration Department, North Sydney, N.S. . . . 61rr
 Return *re* dismissal of Robt. Dow, Immigration Branch, Dept. Interior, Ottawa. 61ss
 Return *re* dismissal of John Ware, Immigration Branch, Dept. Interior, Halifax, N.S. 61tt
 Return *re* dismissal of Richd. Hickey, Immigration Branch, Dept. Interior, North Sydney, N.S. 61uu
 Return *re* dismissal of Dr. J. W. MeLean, Medical Examiner, Immigration Dept., North Sydney, N.S. . . . 61rv
 Return *re* dismissal of John A. McRea, Lightkeeper, Margaree Island, N.S. 61rw
 Return *re* dismissal of Thos. Brymer, Lightkeeper, Lower L'Ardoise, Richmond Co., N.S. 61rx
 Return *re* dismissal of Dominique Boudrot, Buoy contractor, Petit de Grat, Richmond Co., N.S. 61yy
 Return *re* dismissal of Fredk. F. Doucet, Lighthouse keeper, Caraquet, Gloucester Co., N.B. 61zz
 Return *re* dismissal of W. H. Henlow, Keeper of Storm Drum, Liscomb, N.S. 61aaa
 Return *re* dismissal of David Falconer, Lightkeeper, Cariboo Island, Pictou, N.S. 61bbb
 Return *re* dismissal of M. Wilson Lawlor, Harbour Commissioner, North Sydney, N.S. 61ccc
 Return *re* dismissal of P. J. McDonald, Harbour Commissioner, North Sydney, N.S. 61ddd

D

Return *re* Names of all Lightkeepers in Province of N. S. dismissed since Oct. 11, 1911. &c. 61ccc
 Return *re* Number of dismissals from public offices, Dept. Marine and Fisheries, Co. of Bonaventure. . . 61fff
 Return *re* dismissal of H. L. Tory, Fishery Officer, Guysborough, N.S., &c. 61ggg
 Return *re* dismissal of John W. Davis, Fishery Officer, Guysborough, N.S., &c. 61hhh
 Return *re* dismissal of Martin Bourque, Lightkeeper, River Bourgeois, N.S. 61iin
 Return *re* dismissal of Fredk. Poirier, Buoy Contractor, River Descourse, N.S. 61jjj
 Return *re* dismissal of Dr. Geo. Pinault, Medical Health Officer, Indian Reserve, Bonaventure Co., Que. . . 61kkk
 Return *re* dismissal of Fredk. Veit, Dept. Marine and Fisheries, Co. of Gaspé, Quebec. 61lll
 Return *re* dismissal of Alfred Lalonde, at Warehouse, Govt. yards, St. Joseph de Sorel. 61mmm
 Return *re* dismissal of Jas. Webber, Lightkeeper, Tor Bay Point, N.S. 61nnn
 Return *re* dismissal of Baptiste Desjardins, Lightkeeper at Kamouraska, Quebec. 61ooo
 Return *re* dismissal of Angus Smith, Pilot on steamer *Earl Grey*. . . . 61ppp
 Return *re* dismissal of Michael J. Sampson, Lightkeeper at Lower L'Ardoise, N.S. 61qqq
 Return *re* dismissal of Wm. Hackett, Harbour Commissioner, North Sydney, N.S. 61rrr
 Return *re* dismissal of Hormisdas Lacasse, Wharfinger, Govt. Wharf, Wendover, Prescott Co., Ont., &c. 61sss
 Return *re* dismissal of Geoffrey Gorman, Coxswain, Life Boat Station, Herring Cove, Halifax Co., N.S. . . 61ttt
 Return *re* dismissal of Capt. Geo. Wetmore, Harbour Master, Yarmouth, N.S. 61uuu
 Return *re* dismissal of Stanley Henlow, Lightkeeper, Liscomb, Guysborough, N.S. 61vvv

D

Return *re* dismissal of H. C. V. Le
Vatte, Fishery Officer, Louisbourg,
Cape Breton, N.S.61www
Return *re* dismissal of Elias M.
Boudrot, Storm Signal Keeper, Petit
de Grat, N.S.61xxx
Return *re* dismissal of A. B. Cox, Su-
perintendent Reduction Works,
Canso, N.S.61yyy
Return *re* dismissal of Jeffrey Crespo,
Sub-collector Customs, Harbour au
Bouche, N.S.61zzz
Return *re* dismissal of Thos. Cameron,
Preventive Officer, at Andover, N.B.61aaa
Return *re* dismissal of L. W. Pye, Cust-
oms Officer, Liscomb, N.S. . . .61bbb
Return *re* dismissal of Lucien O. This-
dale, Customs employee at Valley-
field, Quebec.61ccc
Return *re* dismissal of Alex. Mac-
donald, Doctor's Brook, Sub-collec-
tor of Customs.61ddd
Return *re* dismissal of Henry Cann,
Customs Official and Preventive Offi-
cer, North Sydney, N.S.61eee
Return *re* dismissal of Chas. Mennier,
Customs Officer, Marieville, Que. .61fff
Return *re* dismissal of Geo. H. Coch-
rane, Collector of Customs, Moncton,
N.B., &c.61ggg
Return *re* dismissal of C. Michaud,
Postmaster St. Germain, Kamour-
aska Co., Que.61hhh
Return *re* dismissal of Emile Archam-
bault, letter carrier at Montreal. 61iii
Return *re* dismissal of Norman Morris-
son, Postmaster, Ferguson's Lake,
N.S.61jjj
Return *re* dismissal of D. J. McKillop,
Postmaster at McKillop, N.S. . . .61kkk
Return *re* Investigation recently held
at Ste. Agathe P.O., County of Terre-
bonne.61lll
Return *re* dismissal of Bertie Bou-
drot, Lightkeeper at Poulamon,
Richmond Co., N.S.61mmm
Return *re* dismissal of Leon Rivest,
J. B. Lachapelle and Louis Dubois,
Lightkeepers at Repentigny, Que.61nnn
Return *re* dismissal of L. P. Carig-
nan, Forest Ranger, Champlain,
Quebec.61ooo

D

Return *re* dismissal of Jas. S. Harvey,
W. L. Kempffer, J. Herbert Sweet-
man, J. B. LeBlanc, J. Nadeau,
Preventive officers, Quebec. . . .61pppp
Return *re* dismissal of Wm. Marsh,
Preventive Officer, at Little Pond,
Sydney Mines, N.S.61qqq
Return *re* dismissal of Duncan Mc-
Donald, Customs Preventive Officer,
Athelstan, Quebec.61rrrr
Return *re* dismissal of Lemuel Bent,
Collector of Customs, Oxford, N.S.61ssss
Return *re* dismissal of Pascal Poirier,
Collector of Customs, Descouse, N.S. 61tttt
Return *re* dismissal of Donald J.
Hachey, Collector of Customs, Bath-
urst, N.B.61uuuu
Return *re* dismissal of John Maher,
Customs Department at Montreal.61vvvv
Return *re* dismissal of Peter Fougere,
Preventive Customs Officer, Petit de
Grat, N.S.61wwww
Return *re* dismissal of Jas. Grantmyre,
Preventive Officer at Little Bras
D'Or, N.S.61xxxx
Return *re* dismissal of Employees on
Soulanges Canal, dismissed since
September 21, 1911.61yyyy
Return *re* dismissal of Andrew Mel-
ville, Locktender, Cardinal, Ont.61zzzz
Return *re* dismissal of Geo. Short,
Canal Bridgetender, Cardinal, Ont.61aaaa
Return *re* dismissal of N. Broderick,
Locktender, Cardinal, Ontario. .61bbbbb
Return *re* dismissal of Thos. Mc-
Latchie, Locktender, Cardinal, Ont.61ceccc
Return *re* dismissal of Elgin Mc-
Laughlin, Locktender, Cardinal,
Ontario.61ddddd
Return *re* dismissal of Robert Robert-
son, Locktender, Cardinal, Ont. .61eeeee
Return *re* dismissal of Wm. L. Glad-
stone, Locktender, Cardinal, On-
tario.61fffff
Return *re* dismissal of Byron Van
Camp, Locktender, Cardinal, On-
tario.61ggggg
Return *re* dismissal of Samuel English,
Canal Bridgetender, Cardinal, On-
tario.61hhhhh
Return *re* dismissal of Edwd. F. Moran,
Locktender at Cardinal, Ontario. .61iiiiii

D

Return *re* dismissal of Wm. R. Fougere, Frankville, N. S., Sectionman on I. C. Ry.61jjjjj

Return *re* dismissal of John Melanson, Afton, N. S., Sectionman, on I. C. Ry.61kkkkk

Return *re* dismissal of Ronald D. McDonald, Fishery Overseer, Broad Cove, N. S.61lllll

Return *re* dismissal of John McLean, Fishery Officer, Gabarouse, N.S.61mmmm

Return *re* dismissal of A. R. Forbes, Fishery Overseer, North Sydney, N. S.61nnnnn

Return *re* dismissal of Sebastien Savoie, Superintendent, Lobster Hatchery, Shippegan, N.B.61ooooo

Return *re* dismissal of D. S. Hendsbee, Weigher, Reduction Works, Canso, N. S.61ppppp

Return *re* dismissal of M. Muce, Lightkeeper, Cheticamp Island, Inverness Co., N. S.61qqqqq

Return *re* dismissal of Dr. J. D. R. Williams, Collector Canal Tolls, Cardinal, Ontario.61rrrrr

Return *re* dismissal of John W. Bohan, Preventive Officer at Bath, Carleton Co., N. B.61sssss

Return *re* dismissal of J. V. Smith, Sub-collector of Customs, Woods Harbour, Shelburne Co., N.S.61ttttt

Return *re* dismissal of John Y. Fleming, Customs Officer at Debec, Carleton Co., N.B.61uuuuu

Return *re* dismissal of Matthias Meagher, Preventive Officer at Debec, Carleton Co., N. B.61vvvvv

Return *re* dismissal of A. J. Gosselin, Acting Preventive Officer at St. Albans, Vermont.61wwwww

Return *re* dismissal of Jas. W. Bannon, Preventive Customs Officer, St. Agnes de Dundee, Huntington Co.61xxxxx

Return showing number of Postmasters dismissed in Pictou Co., N.S. since 1911 and names of Postmasters succeeding them.61yyyyy

Return *re* dismissal of Jas. Murphy, Postmaster at Tweed, Ont.61zzzzz

Return *re* dismissal of H. B. Easton, Immigration Agent, Prescott, Ont.61

D

Return *re* dismissal of B. Hughes, Immigration Agent, Prescott, Ont. . .61 (6b)

Return *re* dismissal of Geo. Walsh, Immigration Agent, Prescott, Ont.61 (6c)

Return *re* dismissal of Newton S. Dow, Immigration Agent, McAdam Junction, N.B.61 (6d)

Return *re* dismissal of Oliver Hemp-hill, Immigration Agent, Debec, Carleton Co., N.B.61 (6e)

Return *re* dismissal of Martin Johnston, Preventive Officer at Rea Islands, Richmond Co., N.S. . . .61 (6f)

Return *re* dismissal of J. E. Phaneuf, Postmaster St. Hugues, Co. Bagot, Quebec.61 (6g)

Return *re* dismissal of Murdock, McCutcheon, Postmaster at Sonora, Guysborough Co., N.S.61 (6h)

Return *re* dismissal of Duncan Gillies, Fishery Overseer at Baddeck, C.B., Province of N. S.61 (6i)

Return *re* dismissal of Antonio Leduc, Postmaster of St. Timothée, Co. of Beauharnois.61 (6j)

Return *re* dismissal of Chas. Arthur Bowman, Engineering Branch, Dept. Railways and Canals.61 (6k)

Return *re* dismissal of Elnathan D. Smith, Fishery Overseer, Shag Harbour, N.S.61 (6l)

Return *re* dismissal of Donald McAulay, Lightkeeper, Baddeck Bay, Cape Breton.61 (6m)

Return *re* dismissal of John Fredericks, Lightkeeper, East Jordan, Shelburne Co., N.S.61 (6n)

Return *re* dismissal of John Fredericks, Wharfinger, East Jordan, Shelburne Co., N.S.61 (6o)

Return *re* dismissal of John C. Morrison, Harbour Master, Shelburne, N.S.61 (6p)

Return *re* dismissal of Captain Rod-erick McDonald, Tide Waiter at Big Bras D'Or, N.S.61 (6q)

Return *re* dismissal of Jas. Maloney, Customs Officer, Dingwall, N.S. . .61 (6r)

Return *re* dismissal of Hugh D. McEachern, Customs Officer, East Bay, Cape Breton, N. S.61 (6s)

Return *re* dismissal of Thos. H. Hall, Sub-collector of Customs, Sheer Harbour, N.S.61 (6t)

D

- Return *re* dismissal of J. A. McNeil,
Customs Officer, Grand Narrows,
N.S.61 (6u)
- Return *re* dismissal of Geo. Burchell,
Customs Officer, Sydney Mines, N.S.61 (6v)
- Return *re* dismissal of W. H. Saver,
Collector of Customs, Cardinal, Ont.61 (6x)
- Return *re* dismissal of Capt. Geo.
Livingstone, Customs Officer, Big
Bras D'Or, Cape Breton, N.S.. .61 (6x)
- Return *re* dismissal of H. Lacasse,
Postmaster, Wendover, Prescott Co.,
Ont.61 (6y)
- Return *re* dismissal of Harry A. Drigg,
Postmaster, Grassey Lake, Alta. .61 (6z)
- Return *re* dismissal of A. H. Stratton,
Postmaster, Peterborough, Ont..61 (7a)
- Return *re* dismissal of Henry Burrell,
Postmaster, Yarmouth, N.S. . . .61(7b)
- Return *re* dismissal of all Postmast-
ers, Co. of Gloucester, N.B. . . .61 (7e)
- Return *re* dismissal of Dr. Chas. A.
Webster, Port Physician, Yarmouth,
N. S.61 (7d)
- Return *re* dismissal of Jos. Lord, Light-
keeper at Pointe à la Mule, Co. of
St. Jean and Iberville, Que. . . .61 (7e)
- Return *re* dismissal of Henry Friolet,
Wharfinger, Caraquet, N.B., and
Richd. Southwood, Wharfinger, Bath-
urst, N.B.61 (7f)
- Return *re* dismissal of Jos. L. Robi-
chaud, Lighthouse Keeper, Miscou,
Co. of Gloucester, N.B.61 (7g)
- Return *re* dismissal of Capt. Pope,
Lightkeeper, Scatarie, N.S.61 (7h)
- Return *re* dismissal of Capt. W. W.
Lewis, Shipping Master, Louisburg,
N. S.61 (7i)
- Return *re* dismissal of Postmasters Co.
of Bonaventure since Oct. 11, 1911,
Those appointed to replace them..61 (7j)
- Return *re* dismissal of Geo. Hines,
Lightkeeper, South Ingonish, N.S.61 (7k)
- Return *re* dismissal of Lightkeepers in
Co. of Two Mountains, by present
Govt., &c.61 (7l)
- Return *re* dismissal of Archibald Mc-
Donald, Preventive Officer at Mull
River, Co. of Inverness, N.S. . . .61 (7m)
- Return *re* dismissal of Donald Chis-
holm, Preventive Officer, Tracadie,
Co. of Antigonish, N.S.61 (7n)

D

- Return *re* dismissal of Edwd. C. Hum-
phreys, of Inland Rev. Dept., of
Trenton, N.S., and appointment of
successor.61 (7o)
- Return *re* dismissal of H. J. Fixott,
Port Physician, Arichat, Co. of Rich-
mond, N.S.61 (7p)
- Return *re* dismissal of D. Morin, Post-
master of St. Pie de Bagot, Co. of
Bagot, Quebec.61 (7q)
- Return *re* dismissal of Ernest Paquin,
Postmaster of St. Cécile de Levrard,
Nicolet Co., Quebec.61 (7r)
- Return *re* dismissal of John R. Mc-
Donald, Indian Agent at Heatherton,
Co. of Antigonish, N.S.61 (7s)
- Return *re* dismissal of Joseph Day,
Customs Officer at Little Bras D'Or,
Cape Breton, N.S.61 (7t)
- Return *re* dismissal of Duncan McLeod,
Appraiser of Customs at Sherbrooke,
Quebec.61(7u)
- Return *re* dismissal of Edouard D.
Chiasson, Sub-collector of Customs
at Lamèque, Gloucester Co., N.B.61 (7v)
- Return *re* dismissal of Geo. F. Briggs,
Customs Officer, McAdam Junction,
N.B.61 (7w)
- Return *re* dismissal of Wm. A. Duan,
Lightkeeper at Green Island, N.S.61(7x)
- Return *re* dismissal of Thos. Cameron,
Preventive Officer at Andover, N.B.61 (7y)
- Return *re* dismissal of Jos. McDonald,
Customs Officer at Sydney, C.B.,
N.S.61 (7z)
- Return *re* dismissal of Angus McGilli-
vray, Customs Officer, Glace Bay,
South Cape Breton, N.S.61 (8a)
- Return *re* dismissal of Roderick Bain,
Boatman, New Campbellton, Victoria
Co., N.S.61 (8b)
- Return *re* dismissal of W. A. Scott,
Lockmaster at Cardinal, Ont. .61 (8c)
- Return *re* dismissal of Bert Johnson,
Lockman at Nicholson, Ont. . . .61 (8d)
- Return *re* dismissal of John Merri-
field, Lockmaster, Burritts Rapids,
Ont.61 (8e)
- Return *re* dismissal of Neil Cum-
mings, Lockmaster, Cardinal, Ont.61 (8f)
- Return *re* dismissal of François
Chagnon, Lockkeeper at St. Jean,
Co. of St. Jean and Iberville. . . .61(8g)

D

- Return *re* dismissal of Neil McNeil, Bridgetender I. C. Ry., Grand Narrows, N.S.61 (8h)
- Return *re* dismissal of Archd. McKenzie, Sectionman, I. C. Ry., Grand Narrows, N.S.61 (8i)
- Return *re* dismissal of John Fraser, Bridgetender I. C. Ry., Grand Narrows, N.S.61 (8j)
- Return *re* dismissal of Demetrius Crozier, Lockman, Merrickville, Ont.61 (8k)
- Return *re* dismissal of Pa'k. Cussuk, Lockman, Merrickville, Ont.61 (8l)
- Return *re* dismissal of Jos. H. Webster, Lockman, Nicholson, Ont. . . .61 (8m)
- Return *re* dismissal of Cyrus O'Neil, Lockman, Nicholson, Ont. . . .61 (8n)
- Return *re* dismissal of Michael Laughlin, Bridgeman, Burritts Rapids, Ont.61 (8o)
- Return *re* dismissal of John McKay, Bridgeman, Becketts, Ont. . . .61 (8p)
- Return *re* dismissal of Edwd. Proctor, Lockman, Burritts Rapids, Ontario.61 (8q)
- Return *re* dismissal of Wm. Morrison, Lockman, Burritts Rapids, Ont. .61 (8r)
- Return *re* dismissal of Adam Henderson, Bridgeman, Cardinal, Ont. .61 (8s)
- Return *re* dismissal of Jas. Feehan, Fishery Guardian at Tracadie Har. and Savage Harbour, P.E.I. . . .61 (8t)
- Return *re* dismissal of John C. McNeil, Lightkeeper, Grand Narrows, N.S.61 (8u)
- Return *re* dismissal of A. A. Chisholm, Fishery Overseer at Margaree Forks, Inverness Co., N.S.61 (8v)
- Return *re* dismissal of Chas. E. Aucoin, Collector of Customs at Cheticamp, N.S.61 (8w)
- Return *re* dismissal of Chas. L. Gass, Postmaster at Bayfield, Antigonish Co., N.S.61 (8x)
- Return *re* dismissal of Cyprien Martin, of Customs Dept., St. Basile, Madawaska Co., N.B.61 (8y)
- Return *re* dismissal of Angus A. Boyd, Postmaster, Boyd's P.O., Antigonish Co., N.S.61 (8z)
- Return *re* dismissal of John B. Macdonald, Postmaster at Glasburn, Antigonish Co., N.S.61 (9a)

D

- Return *re* dismissal of Alex. G. Chisholm, Postmaster at Ohio, N.S. . .61 (9b)
- Return *re* dismissal of John J. McLean, Postmaster, Cross Roads, N.S. . .61 (9c)
- Return *re* dismissal of Dugald McDonald, Postmaster, Doctor's Brook, N.S.61 (9d)
- Return *re* dismissal of Dan. A. McInnes, Postmaster, Georgeville, N.S. .61 (9e)
- Return *re* dismissal of E. A. Asker, Harbour Master, Campbellton, N.B. .61 (9f)
- Return *re* dismissal of Wm. Shultz, Caretaker of the Armouries, Kentville, N.S.61 (9g)
- Return *re* dismissal of Dr. Freeman O'Neil, of the Marine Hospital, Louisburg, N.S.61 (9h)
- Return *re* dismissal of Leon N. Poirier, Wharfinger at Descouse, N.S. .61 (9i)
- Return *re* dismissal of Norman L. Trefry, Shipping Master, Trefry, N.S.61 (9j)
- Return *re* dismissal of Jas. Amerault, Lightkeeper, New Edinburgh, N.S.61 (9k)
- Return *re* dismissal of H. B. Manley, Dominion Lands Office, Saskatoon, Sask.61 (9l)
- Return *re* dismissal of John Spicer, Senior Assistant, Moosejaw Land Agency.61 (9m)
- Return *re* dismissal of Robt. Pragnall, Agent Dominion Land Office, Swift Current.61 (9n)
- Return *re* dismissal of G. M. Ulyott, Dominion Land Office, Saskatoon. .61 (9o)
- Return *re* dismissals in Riding of Saskatoon, to date, &c.61 (9p)
- Return *re* dismissal of J. N. Poirier, Collector of Excise, Victoriaville, Arthabaska, Que.61 (9q)
- Return *re* dismissal of John G. Morrison, Fishery Inspector, Englishtown, N.S.61 (9r)
- Return *re* dismissal of Edwd. Landry, Lightkeeper, Petit de Grat, N.S. .61 (9s)
- Return *re* dismissal of Evariste Talbot, General Freight Office, I. C. Ry. . .61 (9t)
- Return *re* dismissal of Phillip H. Ryan, I. C. Ry., Mulgrave, N.S.61 (9u)
- Return *re* dismissal of Postmasters and other P. O. employees in Dominion, from July 1, 1896, to Oct. 1911, and from 1911 to date. Also number of post offices in operation in each Province to July 1, 1896. .61 (9v)

D

- Return *re* dismissal of Dr. Clarence T. Campbell, P. O. Inspector, London, Ont.61 (9w)
- Return *re* number of Postmasters dismissed in Missisquoi, since Oct., 1911.61 (9x)
- Return regarding changes in Post Offices, or Postmasterships, in Bonaventure Co., between Dec. 5, 1912, to date.61 (9y)
- Return *re* dismissal of S. A. Johnson, Postmaster at Petite Rivière, N.S.61 (9z)
- Return *re* dismissal of Murdock McKenzie, Postmaster, Millville, Boulardarie, N.S.61 (10a)
- Return *re* dismissal of Jas. Stewart, Postmaster, Middleton, N.S. . . .61 (10b)
- Return *re* dismissal of Lauchlin McNeil, Postmaster, New France, N.S.61 (10c)
- Return *re* dismissal of Frank Dunlop, Postmaster Groves Point, N.S. .61 (10d)
- Return *re* dismissal of A. W. Salsman, Postmaster, Middle Country Harbour, N.S.61 (10e)
- Return *re* dismissal of Richd. Conroy, Postmaster, Cross Roads, N.S. .61 (10f)
- Return *re* dismissal of Abner Carr, Postmaster, St. Francis Harbour, N.S.61 (10g)
- Return *re* dismissal of Parker Saugster, Postmaster, Upper New Harbour, N.S.61 (10h)
- Return *re* dismissal of Alex. Marion, Postmaster, Rockland, Ont. . . .61 (10i)
- Return Relating to charges of offensive partisanship against Postmasters in Co. of Russell.61 (10j)
- Return *re* dismissal of Mathew Boutilier, Postmaster at Mushaboom, N.S.61 (10k)
- Return *re* Names of Postmasters dismissed in Co. of Joliette from 1896, to Sept. 1911, &c.61(10l)
- Return *re* dismissal of T. Doane Crowell, Postmaster at Shag Harbour, N.S.61 (10m)
- Return *re* dismissal of Postmasters in Co. of Vaudreuil, dates of appointment, &c.61 (10n)
- Return *re* dismissal of Mrs. Spinney, Postmistress, at Upper Port La Tour, N.S.61 (10o)

D

- Return *re* Number of Postmasters dismissed in Rimouski Co., since Sept. 21, 1911, &c.61 (10p)
- Return *re* Number of public officials dismissed in Co. of Wright to Dec. 19, 1912, &c.61 (10q)
- Return *re* dismissal of John R. McLennan, Janitor Public Buildings, at Inverness Town, N. S.61 (10r)
- Return *re* dismissal of Jas. Arbuckle, Caretaker Public Buildings, Pictou, N.S.61 (10s)
- Return *re* dismissal of Mary Dunlop, Telegraph Operator at Groves Point, N.S.61 (10t)
- Return *re* dismissal of foremen on public works in Co. of Gloucester, N.B., from Sept. 21, 1911, to date.61 (10u)
- Return *re* dismissal of Capt. Lyons of Dredge *Northumberland*, and appointment of successor.61 (10v)
- Return *re* dismissal of Jas. McCartin, Concrete Inspector on the 'Plaza,' City of Ottawa.61 (10w)
- Return *re* dismissal of Robt. C. Morrison, Postmaster at St. Peters, N.S.61 (10x)
- Return *re* dismissal of Richd. Dugas, Storm Signal Attendant at Alder Point, N.S.61 (10y)
- Return *re* Names of all officials of Dept. of Marine and Fisheries, Co. of Pictou, N.S., who have been dismissed.61 (10z)
- Return *re* dismissal of Wm. L. Munro, Lightkeeper at Whitehead, N.S..61 (11a)
- Return *re* dismissal of Alex. R. McAdam, Fishery Officer for Antigonish Co., N.S.61 (11b)
- Return *re* dismissal of Stephen C. Richard, Lightkeeper at Charlos Cove, N.S.61 (11c)
- Return *re* Names, &c., of all persons in each Dept., inside and outside service, from Oct. 10, 1911, &c., dismissed from office.61 (11d)
- Return Relating to Public Officers dismissed in District of Lotbiniere, by present Govt.61 (11e)
- Return *re* dismissal of Miss Gertie Lewis, Postmistress at Main à Dieu, Cape Breton South, N.S. .61 (11f)

D

- Return *re* dismissal of John Taylor late Postmaster at Carnduff, Sask., &c..61 (11g)
- Return *re* dismissal of Frederick Mitchell, Postmaster at Dominion, N.S..61 (11h)
- Return *re* dismissal of Thos. J. Sears, Postmaster at Lochaber, N.S.. .61 (11i)
- Return *re* dismissal of Postmaster at Alsask, Saskatchewan.. . . .61 (11j)
- Return *re* dismissal or appointment of Fishery Guardians, &c., Co. of Guysborough, N.S..61 (11k)
- Return *re* dismissal of John R. Morrison, Postmaster at Oban, Richmond Co., N.S..61 (11l)
- Return *re* dismissal of A.G. McDonald, Postmaster at North East Margaree, N.S..61 (11m)
- Return *re* Number of dismissals from Constituency of Qu'Appelle, by present Govt. to Dec. 5, 1912.. . .61 (11n)
- Return *re* dismissal of David Reid, Fishery Officer, Port Hilford, N.S.61 (11o)
- Return *re* dismissal of Robert Musgrave, Postmaster at North Sydney, N.S..61 (11p)
- Return *re* dismissal of A. D. Archibald, Postmaster, Glenelg, N.S..61 (11q)
- Return *re* dismissal of Leon N. Poirier, Postmaster, Descouse, N.S..61 (11r)
- Return *re* dismissal of Norman McAskill, Postmaster, Framboise, N.S.61 (11s)
- Return *re* dismissal of A. T. Doucet, Postmaster and Collector of Customs, Salmon River, N.S.. . .61 (11t)
- Return *re* dismissal of Mrs. Annie Gallivan, Postmistress, Whitney Pier, N.S..61 (11u)
- Return *re* dismissal of W. J. Paquet, Postmaster at Souris, P. E. I..61 (11v)
- Return *re* dismissal of Postmaster at St. Anaclet, Rimouski Co., Que..61 (11w)
- Return *re* dismissal of George Gunn, Postmaster at French Village, P. E. Island..61(11x)
- Return *re* number of dismissals from public offices riding of Mackenzie, Sask..61 (11y)
- Return *re* W. J. Code, Commissioner in *re* all charges investigated by, also Report of same.. . . .61

D

- Return *re* dismissal of D. F. McLean, Fishery Overseer, Port Hood, N.S.61 (12a)
- Return *re* dismissal of J. Scott Nelson, Postmaster at Louisdale, N.S.. .61 (12b)
- Return *re* dismissal of Jos. McMullen, from Post Office, Bridgeport, N.S.61 (12c)
- Return *re* dismissal of Fredk. A. Martell, Postmaster at L'Ardoise, N.S.61 (12d)
- Return *re* dismissal of John A. Macdonald, Postmaster at McArras Brook, N.S..61 (12e)
- Return *re* Correspondence, &c., *re* dismissal of all officials from each Dept. inside and outside service, since Oct. last past..61 (12f)
- Return *re* dismissal of Edwd. Doucet, Sub-collector of Customs, Digby, N.S..61 (12g)
- Return *re* dismissal of Mr. Le Blanc, Sub-collector of Customs, Church Point, N.S..61 (12h)
- Return *re* dismissal of John C. Bourinot, Chief Customs Officer, Port Hawkesbury, N.S..61 (12i)
- Return *re* dismissal of Alex. E. Morrison, Point Tupper, N.S., from service of I. C. Ry..61 (12j)
- Return *re* Documents, &c., received from Canadian Brotherhood of Railway Employees by Departments of Labour and Railways and Canals relating to dismissals of employees, &c..61 (12k)
- Return *re* dismissal of Jas. Falconer, of Newcastle, N.B., Correspondent of *The Labour Gazette*.. . . .61 (12l)
- Return *re* dismissal of John B. Chisholm, Lightkeeper, Port Hastings, N.S..61 (12m)
- Return *re* dismissal of Epiphane Nadeau, Immigration Agent at St. Leonard, N.B..61 (12n)
- Return *re* dismissal of D. J. Morrison, Boatman, Customs Service, Big Bras D'Or, N.S..61 (12o)
- Return *re* dismissal of Rod. McLeod, Boatman, Customs Service, Big Bras D'Or, N.S..61(12p)
- Return *re* dismissal of D. McLachlin, Postmaster, Marble Mountain, N.S.61 (12q)
- Return *re* dismissal of Abram LeBlanc, Postmaster, West Arichat, N.S..61 (12r)
- Return *re* dismissal of Charles R. Lafford, Grand Cove, Richmond Co., N.S..61 (12s)

D

- Return *re* dismissal of W. S. Lawrence, Postmaster, Margrave Harbour, N.S.61 (12t)
- Return *re* dismissal of John K. McDonald, Postmaster at Whycocomagh, N.S.61 (12u)
- Return *re* dismissal of Capt. P. J. Wilcox, Customs Officer at Louisburg, N.S.61 (12v)
- Return *re* dismissal of M. J. McKennon, Customs Officer, Glace Bay, N.S.61 (12w)
- Return *re* dismissal of Capt. John Arsenault, Telegraph Line repairer, Alder Point, N.S.61 (12x)
- Return *re* dismissal of Mrs. John Arsenault, Telegraph Operator, Alder Point, N.S.61 (12y)
- Return *re* dismissal of A. J. Wilkinson, Mulgrave, N.S.61 (12z)
- Return *re* Charges made against Mr. H. A. Bayfield, Superintendent of Dredging, British Columbia.61 (13a)
- Return *re* dismissal of H. G. McKay, Lightkeeper at Bird Island, N.S. .61 (13b)
- Return *re* dismissal of Michael O'Brien Lightkeeper at Bear Island, N.S. .61 (13c)
- Return *re* dismissal of J. H. Ledue, Medical Port Officer at Three Rivers, Quebec.61 (13d)
- Return *re* dismissal of Patk. Shea, Postmaster, Tompkinsville, N.S. .61 (13e)
- Return *re* dismissal of Elias Rawding, Postmaster, Clementsport, N.S. .61 (13f)
- Return *re* dismissal of Chas. McLean, Postmaster, Strathlorne, N.S.61 (13g)
- Return *re* dismissal of Angus R. McDonald, Postmaster at Broad Cove Chapel, N.S.61 (13h)
- Return *re* dismissal of John McPhail, Postmaster at Scotsville, N.S. . .61 (13i)
- Return *re* Conduct of J. Morgan, late Postmaster, Village of Ailsa Craig, Ontario.61 (13j)
- Return *re* dismissal of Roderick McLean, Postmaster at Kenlock, N.S. .61 (13k)
- Return *re* dismissal of Allan Gillis, Postmaster at Gillisdale, South West Margaree, N.S.61 (13l)
- Return *re* dismissal of David Shaw, Postmaster at Marsh Brook, North East Margaree, N.S.61 (13m)

D

- Return *re* dismissal of Helen Joubert, Postmistress at Sayabec, Que. . . .61 (13n)
- Return *re* dismissal of D. A. Redmond, Postmaster at Brinston, Ont. . .61 (13o)
- Return *re* dismissal of Dan McEachern Postmaster at McEachern's Mills, N.S.61 (13p)
- Return *re* dismissal of Daniel Dunlop, Postmaster at New Campbellton, N.S.61 (13q)
- Return *re* dismissal of Arthur Armstrong, Postmaster, Greenfield, Carleton Co., N.B.61 (13r)
- Return *re* dismissal of Alex. Matheson, Postmaster, Boulardarie Centre, N.S.61 (13s)
- Return *re* dismissal of Arthur Talbot, Postmaster, Robertsville, Quebec. .61 (13t)
- Return *re* dismissal of N. O. Lyster, Postmaster at Lloydminster, Sask. .61 (13u)
- Return *re* dismissal of Mrs. Maggie Cameron, Postmistress, Achosnach, N.S.61 (13v)
- Return *re* dismissal of David Fraser, Postmaster at North East Margaree, N.S.61 (13w)
- Return *re* dismissal of W. Stayley Porter, Postmaster, Port Maitland, N.S.61 (13x)
- Return *re* dismissal of Alex. McQueen, Postmaster, Kowstoke, N.S. . . .61 (13y)
- Return *re* County of Berthier, number of employees dismissed in, &c., since Sept. 21, 1911.61 (13z)
- Return *re* dismissal of Jesse L. Morton, Postmaster at Lower Argyle, N.S.61 (14a)
- Return *re* dismissal of Mrs. M. C. Gaudet, Postmistress at West Pubnico, N.S.61 (14b)
- Return *re* dismissal of John P. MacKinnon, Section Foreman on I. C. Ry., at Shubenacadie, N.S.61 (14c)
- Return *re* dismissal of Mary A. Bohan, Postmistress, Bath, Carleton Co., N.B.61 (14d)
- Return *re* dismissal of Edwd. Lafferty, Postmaster at Benton, Carleton Co., N.B.61 (14e)
- Return *re* dismissal of Denis McGaffigan, Postmaster at Florenceville, Carleton Co., N.B.61 (14f)

D

Return <i>re</i> Documents <i>re</i> changes made or asked for in Dept. Marine and Fisheries, Bonaventure Co., Dec. 5, 1912, to date.61 (14g)
Return <i>re</i> dismissal of J. A. McKenzie, Postmaster at Ashfield, Inverness Co., N.S.61 (14h)
Return <i>re</i> dismissal of Jas. Bowles, Postmaster at Alder River, N.S.61 (14i)
Return <i>re</i> dismissal of Mr. Edmund Lacroix, Postmaster, Parish of St. Joseph du Lac, Co. Two Mountains, Quebec.61 (14j)
Return <i>re</i> Lighthouse Keeper, Parish of Repentigny, Co. of L'Assomption, Quebec.61 (14k)
Return <i>re</i> dismissal of B. C. Kanoek, late Shipping Master at Lunenburg, N.S.61 (14l)
Return <i>re</i> dismissal of Ulric Thibaut-deau, Agent for Pilots at Quebec.61 (14m)
Return <i>re</i> Names of all officials of Marine and Fisheries Dept. in Picton Co., N.S., dismissed, and appt. of successors.61 (14n)
Return <i>re</i> dismissal of Capt. Freeman Myers, Postmaster at Cole Harbour, N.S.61 (14o)
Return <i>re</i> Public Officers removed by present Govt. in Dist. of St. James, Montreal, Quebec.61 (14p)
Return <i>re</i> All employees of Govt. in Edmonton dismissed between Oct. 10, 1911, and Nov. 21, 1912, salary paid, &c.61 (14q)
Return <i>re</i> All officials in Dist. of Sunbury and Queens, dismissed since Sept. 1911; also <i>re</i> appointment of successors.61 (14r)
Return <i>re</i> dismissal of Levi Munroe, Harbour Master, White Head, N.S.61 (14s)
Return <i>re</i> dismissal of Stanford Langley, Postmaster at Isaacs Harbour North, N.S.61 (14t)
Return <i>re</i> dismissal of Hugh R. McAdam, Postmaster at Arisaig, N.S., appointment of successor.61 (14u)
Return <i>re</i> dismissal of J. J. McNeil, at Grants Lake, N.S., &c.61 (14v)
Return <i>re</i> dismissal of Alex. McInnis, Car Inspector I. C. Ry. at Mulgrave, N. S., &c.61 (14w)

D

Return <i>re</i> dismissal of Archd. McDonald, Bridge Tender on I. C. Ry., at Grand Narrows, Iona, N.S.61 (14x)
Return <i>re</i> Names of all Officials dismissed in Shelburne and Queens, N.S., from Dec. 1896.61 (14y)
Dea, Edmund, Investigation into conduct of as Overseer of Lobster Hatchery at Port Daniel, Que.	95c
Demarcation of meridian, 111st Degree of West Longitude, Return <i>re</i>	91
Destructive Insect and Pest Act.	49
Des Prairies River, dredging of, work performed, men employed, &c.	125b
Digby, N.S., Documents <i>re</i> purchase of land for wharf at.	203d
Dominion Lands, disposition of between April 8, 1905, and 1911.	52c
Dominion Lands Act, Chap. 20, Statutes of Canada, Sec. 77 of.	52
Dominion Lands Survey Act, Chap. 21, 7-8 Edwd. VII., O. C. <i>re</i>	52a
Dominion Lands within 40 mile Railway Belt Prov. of B.C., Orders in Council <i>re</i>	52b
Dominion Police Force, Report of Commissioner, <i>re</i> number of men employed on.	79
Dominion Rifle Range in Co. of Carleton, date of purchase, and from whom.	123
Donaldson, Arthur, <i>re</i> Homestead entry on N. $\frac{1}{2}$ S. W. $\frac{1}{4}$ Sec. 8, Tp. 49, R. 26, W. of 2nd Meridian, Sask.	147a
Donaldson, Arthur, Correspondence <i>re</i> patent for land in Tp. 49, Range 26, West of 2nd Meridian.	147
Dredging Contracts, how many let by Dept. Public Works, during 1911-1912.	135
Dredging made in Harbour of Bathurst, N.B., by Dredge <i>Restigouche</i>	125b
Dredging of Des Prairies River, Works performed, men employed, &c.	135b
Dredging at Ste. Anne de Restigouche and Cross Point, Bonaventure Co., Quebec.	135a
Dredging, Amt. of done by Govt. in P. E. I., season of 1912, &c.	135d
Duchemin, Commissioner, <i>re</i> salary of, personal expenses, expenses for witnesses' fees, <i>re</i> investigations in Antigonish Co., N.S.	175
Duchemin, Commissioner, Date of appointment of, gross amt. paid to, amt. for travelling expenses, witness fees, &c.	175a

E	F
<i>Earl Grey</i> , D.G. Str., strike of firemen, and others employed on. 1912-1913... 114	Farm Labourers in Ontario, Complaints against Agents for placing in, during year 1910-1911... 47
<i>Earl Grey</i> , D.G. Str., Investigation into causes of stranding of at Toney River, N.S... 95d	Farmers Bank, re correspondence relating to action by Govt. regarding relief of shareholders, depositors, &c... 153
East half of section 27 in Township 6, Range 2, West of third Meridian... 126	Farmers Bank, Report of Sir Wm. Meredith, Commissioner, into all matters connected with, &c... 153a
Eastern Provinces, Return re cause for depopulation of country places, and high cost of living... 129	Fenian Invasion, re Petition of Firmin Thibault, for indemnity... 122
Eastern Canada Power Co., re application to raise head of river near Coteau, Cedars, &c... 180	Female Labour, Documents re Revised Statutes of Sask., Chap. 17, regarding same... 167
Edmonton, Constituency of, appointments by Dom. Govt. in, from Oct. 10, 1911, to date... 72f	Fernie, B.C., re awarding of contract for construction of a drill hall, at... 197
Electric Lighting of Govt. Buildings, &c., at Ottawa, re name of Company holding contract for, &c... 206	Fernie, B.C., Documents, &c., re awarding contract for, also copies of all tenders... 197a
Election, Twelfth General, Report of the Elections, By, for House of Commons for year 1912... 18	Fish Warden, Baker Lake, Madawaska Co., N.B., claims of present... 141
Employees in different Depts. at Ottawa, and nine Provinces and Territories, who have left employment since Oct. 1911 to Jan. 10, 1913... 119	Field Battery No. 10, Claims compensation by owners of horses attached to, in summer of 1912, &c... 202
Employees in different Depts. at Ottawa, and nine Provinces and Territories, who have left employment since Oct. 1911 to Jan. 10, 1913 (Supplementary) 119a	Florence Mining Co., Copy of Report of Minister of Justice in re... 142
Engineer, District, in Bonaventure Co., Quebec, Report of... 176	Franking Privileges, used by Provinces of Dominion, for Statistics... 217
Express statistics... 20e	Forest Reserves and Parks Act, Sec. 19, Chap. 10, 1-2 Geo. V., Orders in Council re... 56a
Experimental Farms, Report of Director of... 16	Forest Reserves, North side of Saskatchewan opposite city of Prince Albert, re the setting apart of... 192
Experimental Farm at Ste. Anne, appointment of Mr. J. Begin as Manager of... 72e	Freight Tariffs, different, in force on Ry. lines from Metapedia, N.B., Copy of... 105
External Affairs... 29a	Freight Tariffs, different, in force on Ry. lines from Sunnybrae, N.S., &c... 105a
Estimates:—	G
Estimates of sums required for Dominion for year ending March 31, 1913... 3	Grand Trunk Pacific Ry.:—
Estimates, Supplementary, for year ending March 31, 1913... 4	Documents relating to Labour conditions on, between Tête Jaune Cache, and Fort George... 166
Estimates, Supplementary for year ending March 31, 1914... 5	Geological Survey Branch, Dept. of Mines, Report of... 26
F	Geographic Board, Report of for year ending June 30, 1912.
False Cove Flats, Vancouver, B.C., Lease of... 115	Giffin, Chas. G., Isaac's Harbour, N.S., cancellation of contract with, re lobster Hatchery... 156

G

Governor General's Warrants (Statement of)... 43
 Grand Etang. Documents in Dept. Public Works, re harbour improvements at Grand Etang. Documents in Dept. Public Works re harbour improvements at Lac, St. John, N.B., and Halifax, during twelve months preceding 31st of Dec. 1912, showing domestic and foreign... 151
 Grosse Isle, Quarantine Station, appointment of additional physician at... 72
 Grosse Isle, Quarantine Station, appointment of Physician at... 72f
 Guardian Life Insurance Co. re transfer of, from Dept. at Ottawa to Ins. Dept. Toronto... 188
 Gunshed or Store House for equipment of 18th Field Battery of Artillery, Antigonish, N.S... 196

H

Harkaway Post Office, regarding closing of, and change of mail service... 158t
 Hatfield, Chas. W., Fishery Officer on Tuskett River, N.S., appointment of... 72b
 Homestead Inspectors Rathwell and Erratt, re work done by in Moosejaw Land district... 218
 Homestead Inspectors Brandt, Balfour, Ouelette and Sipes, on work, in Regina Land district... 218a
 Homestead Inspectors Brandt, Balfour, Ouelette and Sipes, expenses of in months of June and July, 1912... 218b
 Homestead Inspector Miller, of Moosejaw Land district, expenses of in month of July, 1912, &c... 218c
 Homestead Inspectors Shields and McLaren, work performed by in Swift Current Dist... 218d
 Homestead Inspectors Shields, McLaren, Erratt and Rathwell, expenses in June and July, 1912... 218e
 Hudson Bay Co.'s Survey, patent relating to Lot No. 217 in Parish of St. John, Winnipeg... 201
 Hudson Bay Ry., Land withdrawn from settlement along line of, &c... 232
 Hudson Bay Ry., Purchase of land at Le Pas for terminals of... 233

I

Indian Lands:—
 Sale of alleged Indian lands at Nyanza, N.S., &c... 165
 Re lands sold by Coté's Band of Indians, also letters, &c., addressed to Supt. Genl. of Indian Affairs... 165a
 Insurance, Report of Supt. of, for year ended 1912... 8
 Intercolonial Railway:—
 Correspondence re supply of castings, and purchase of scrap iron... 83
 Names of employees on dining cars of, and nature of employment... 83a
 Relating to a strike of temporary employees on, at Halifax, N.S... 83b
 Respecting an inquiry concerning an accident on, at St. André, Que... 83c
 Inquiry and copy of evidence taken by Superintendent of, in reference to A. Laugnay... 83d
 Relating to construction of a branch line of into Guysborough Co., N.S... 83e
 Relating to transportation of hay over for farmers of Antigonish Co., N.S... 83f
 Relating to supply of ice for use of at Mulgrave, N.S... 83g
 Relating to Documents on file in Dept. of Railways regarding public wharf at Sackville, N.B... 83h
 Relating to Tender for supply of castings for, during present year... 83i
 Showing how many kegs of nails were purchased for in 1912... 83j
 Showing amounts received for freight and passengers for 12 months, years 1910, 1911, 1912... 83k
 Re Water supply system at Dorchester Station, N.B... 83l
 Re Case of M. L. Tracy of Mechanical Dept. of I. C. Ry., &c... 83m
 Re Statement of amounts collected by I.C.Ry. for freight on Hay from Amherst consigned to Whidden & Son... 83n
 Re proposed reduction of working hours for employees on I. C. Ry. at Moncton. or other points on... 83o
 Re correspondence made by Sydney, N.S., Board of Trade, re better and increased facilities, on Sydney division... 83p
 Re claim for damages for death of son of Thos. Hoare, killed at crossing of I. C. Ry., Stellarton, N.S... 83a

I	I
<i>Re</i> collision at St. Moise in Feb. 1913, between trains of E. Smith and regular No. 99.	Indian Affairs, Report of Department of.
83r	27
Return <i>re</i> names, occupations, &c., of all employees of I. C. Ry., dismissed in Co. of Rimouski, since September 21, 1911. (<i>See also dismissals</i>)	Indians of Micmac Reserve of Ste. Anne, Amount paid for Medical attendance, &c.
83s	161
Copy of Report of Privy Council of May 5, 1913, <i>re</i> appointment of F. P. Gutelius.	Indians of B.C., Claims put forth on behalf of, &c., Report of Jas. McKenna on.
83t	159
Documents in Dept. of Postmaster General, <i>re</i> mail facilities between Moncton, N.B., westward toward St. John, and between Moncton and Springhill Junction, N.S., and other points.	Indians of B.C., Correspondence, Orders in Council <i>re</i> claims of, between Govt. of B.C. and Dom. Govt., &c.
83u	159a
Return <i>re</i> contract for construction of any cars for I. C. Ry., since Jan. 1, 1913, &c.	Indian Reserves of B.C., Commission appointed to investigate.
83r	88
All amounts collected by, for freight on Hay from Amherst, &c., to Antigonish, in Jan., Feb. and March, last.	Industrial Disputes.
83w	36a
Immigrants coming into Canada year ending March 31, 1913, inspected by Govt. Medical Inspectors, &c.	Influence of Icebergs and Land, on the temperature of the sea, &c.
160a	21c
Interprovincial Bridge, proposed, between Hawkesbury, Ont., and Grenville, Que.	Inland Revenue:—
220	(Part I) Excise.
Icebergs and land, Report on the influence of on the temperature of the sea.	(Part II) Weights and Measures, &c.
21c	(Part III) Adulteration of Foods, &c.
Moncton, Wm., of Purcell's Cove, claim of for return of a boat by Dept. of Marine.	Insurance Companies, Abstract of Statements of for year ended 1912.
144	9
Immigration, Report of Inspector of Agents <i>re</i> placing of Immigrants, also Report <i>re</i> placing of in Ontario and Quebec during years 1910 and 1911.	Insurance Rates between Canadian Atlantic Ports, and Ports in United Kingdom.
46	89
Immigration Office at Boston, U.S., <i>re</i> closing of in 1911, &c.	Interior, Report of Department of.
84	25
Immigrants, number of who settled in Canada in 1911-1912, and from where.	Internal Economy, Report of Commissioners of for preceding year, &c.
160	58
Imperial Defence, representations of the Committee on.	Investigation at Port Daniel West, Que., into conduct of Edmund Dea, &c.
85	95
Imports and Exports of Canada with Great Britain, U. S., Australia and New Zealand, during year ending March 31, 1912, in Agricultural products, &c.	International Waterways, Report of Commission on, &c.
152	19a
Increase in prices charged Canadian Fishermen for Manilla Cord, &c.	Isle Verte, Co. of Temiscouata, <i>re</i> placing of a light on Wharf at.
185	193
	J
	Japan, Treaty of Commerce and Navigation between United Kingdom and.
	190
	Japan, Memo. of Consul General for, respecting regulation of emigration from Japan to Canada.
	190a
	Justice, Report of Department of.
	34
	K
	Kewatin Territory, School System established in portion of annexed to Manitoba.
	168
	Kelly, F. W., M.D., appointment of by Govt. as Port Physician at Bridge-water, N.S.
	72h
	Kitsilano Indian Reserve, Documents dated since January 1, 1912, relating to.
	159d

K

Kraut Point, Lunenburg Co., N.S., *re* papers regarding construction of wharf at. 179a

L

Land, area of thrown open for pre-emption &c., in Provs. of Alberta and Sask. since Oct. of 1908, &c.. 172

Land, one mile in width along line of Hudson Bay Ry., withdrawn from settlement, &c.. 232

Laurentides, construction of Public Building at, &c.. 207a

Labour, Report of Department of. 36

Labour Gazette, *The*, names, professions, residences, &c., of correspondents of. 199

Lake Timiskaming, construction of a dam at foot of, for storage purposes.. 120

Lake Timiskaming Dam, construction of in 1908 and 1909.. 120a

Lauzier, Arsene, of Amqui, Que., Inquiry made as to accident to horse of. 146

Laugnay, evidence taken at inquiry in reference to. 83d

Lebœuf, Aurile, cancellation of lease No. 18778, by Minister of Rys.. . . . 80

Librarians, Joint, Report of, for 1912.. 33

Lighthouse Keepers, List of removed by present Govt. in Co. of Two Mountains.. 61 (71)

Liquor, Return *re* Section 88, Chap. 62, R. S., respecting amount of brought into N. W. Territories of Canada, &c. 112

Lévis, Dry Dock at, also Port of Quebec, Papers, &c., *re* construction of at. . . . 204b

Lévis, Dry Dock of, Report of Mr. Chas. Smith against Sampson et al.. 204a

Lena, Jean Baptiste, and his wife, *re* work done at public buildings at Valleyfield, Que.. 136

Lieut. Governors of different Provinces of Canada, instructions sent with Commissions.. 143

List of Shipping, issued by Dept. of Marine and Fisheries for year 1912.. . . 21b

Little Manitou Lake, Sask., Memo. *re* certain area transferred to town of Waterous, &c.. 219

Lobster Hatchery, establishment of at Spry Bay, Halifax Co., N.S.. 66

Lot No. 217 of the Hudson Bay Co's. Survey in Parish of St. John, Winnipeg.. 261

M

Militia and Defence:—

Report of Militia Council year ending March 31, 1912.. 35

Copies of Gen. Orders promulgated to Militia between Nov. 2 and Nov. 5, 1911.. 68

Purchase of, and subsequent repairs to a private car by Dept. of. 163

Militia or regular forces, date of first call to aid of Civil authorities, called since, &c.. 127

Marine and Fisheries, Report of Dept., (Marine).. 21

Marine and Fisheries, Report of Dept., (Fisheries).. 22

Martin, Miss, *re* presentation of certain chinaware to Govt. by, &c.. 198

Mayflower, Steamer, investigation *re* wreck of in November, 1912, &c.. . . 95b

Medicine Hat, Alta., *re* correspondence respecting transfer of 'Police Point Reserve,' to. 145

Medical Attendance, &c., on Canadian boat fishermen.. 64

Melanson, Jos., clerk at Bathurst, N.B., alleged defalcation in accounts of.. 103

Memo. of Consul General of Japan *re* regulation of emigration from Japan to Canada.. 190a

Memorial presented to Govt. by Delegation from Govt. of P. E. Island, *re* subsidy.. 124

Mennier, Chas., ex-collector of Customs at Mariville, Que., *re* a claim of.. . . 157

Mexico, Return *re* correspondence between Dept. Trade and Commerce, *re* closing of office of Trade Commissioner in, &c.. 111

Militia, Return showing when regular force first called out in Canada. &c.. 127

Mines Branch, Department of Mines, (Report).. 26a

Miscellaneous Unforeseen Expenses.. . . 39

Molasses imported into Canada from British West Indies for year ending March 31, 1912, under Trade agreement with, &c.. 74

Monk, Hon. Mr., letter of resignation, &c.. 75

Moore, W. F., Lieut.-Col., 20th Regt. Halton Rifles, *re* resignation of.. . . 113

M	M	
Moral Instruction in Canadian Public Schools, Report by Mr. J. A. M. Aikins..	96	
Mulgrave, N.S., and Cheticamp, N.S., Steam Service between, in years 1910-1911, 1911-1912 and 1912-1913.. . . .	222a	
Murray, Sir Geo., Report of on Organization of Public Service of Canada..	57a	
Macdonald, John, appt. of as Inspector Inland Revenue, Maritime Provinces.	72g	
Marine Hospital at Picton, N.S., correspondence <i>re</i> disposition of to any corporation or persons, &c.. . . .	155	
Mails and Mail Contracts:—		
Mail Contracts cancelled in Bonaventure Co., since Oct. 1, 1911.. . .	62	
Rural Mail Delivery routes established since Oct. 1, 1912..	62a	
Mail contract, cancellation of between Postmaster General and Mr. Beeman..	62b	
Mail Contract for carrying between Sorel and Ste. Victoire, Co. of Richelieu..	62c	
Mail Contract for carrying between Heatherton and Guysborough, N.S., for 1912..	62d	
Rural Mail between Salt Springs and West River Station..	62e	
Rural Mail between Merigonish Station and Arisaig, Pictou Co., N.S..	62f	
Contract for carrying mails between Linwood Station and Linwood P.O.	62g	
Correspondence <i>re</i> Railway Mail Service in Bonaventure Co., from Oct. 1911 to date..	62h	
Contracts for carrying mails between St. Andrew and Beaulieu, Co. of Antigonish, N.S..	62i	
Changes made in contract for carrying mails in Berthier Co., since Sept. 21, 1911, &c..	62j	
Mail Contract <i>re</i> letting of between Guysborough and Charles Cove, N.S..	62k	
Names of various Ry. Mail Clerks in Montreal and Quebec divisions, &c..	62l	
Contract between P. O. Dept. and Ont. Equipment Co., <i>re</i> purchase of locks for mail bags..	62m	
<i>Re</i> correspondence, &c., between Postmaster General and Dr. Faucher, respecting patent lock for mail bags.	62n	
	Correspondence between Postmaster General and Mr. Aimé Dion, Que., <i>re</i> patent lock for mail bags.. . . .	62o
	Documents in possession of P. O. Dept. <i>re</i> carrying of mails between Linwood and Grosvenor, Guysborough Co., N.S..	62p
	Names of Mail Carriers in Co. of Vaudreuil and Soulanges, amount of each contract, &c..	62q
	Number of Post Offices in Co. of Yarmouth, N.S., not served with daily mail, &c..	62r
	Contracts <i>re</i> purchase of Rural Mail delivery boxes, made by P. O. Dept. since 1908, until Jan. 1, 1912.. . . .	62s
	Names of Post Offices and Postmasters in Counties of Soulanges and Vaudreuil..	62t
	Mail Routes, Rural, established in Pictou Co., N.S., since Oct. 1911.. . . .	62u
	<i>Re</i> purchase of new locks for mail bags by P. O. Dept., from Ont. Equipment Co., &c..	62v
	<i>Re</i> Contract for carrying mails between Post Office and C. P. R. Station at Three Rivers, Que. since Oct. 1911..	62w
	<i>Re</i> cancelled contract of M. E. Bougie for carrying mails between P. O., and Ry. Station, Bromptonville, Quebec..	62x
	Mc	
	McKelvey, Jas., of town of Sarnia, application of for Fenian Raid Bounty.	128
	McKenzie, General, Documents, &c., <i>re</i> resignation of..	75b
	N	
	Nadeau, Louis, appointment of as Postmaster at St. Christine, Co. of Bagot.	72c
	National Gallery of Canada, Return <i>re</i> acquisition of Paintings, &c., names of Artists, &c., since 1891..	121
	Navy, Royal Canadian:—	
	Award of Compensation to men belonging to..	48
	Naval Service, Report <i>re</i>	38
	Copies of plans in Tenders of Messrs. Cammel, Laird & Co., <i>re</i> construction of ships for Canadian Navy..	48a
	Tenders for ships of War of Canada.	60

N

Navel Cadets, amendment to the regulations for entry of, Copy of O. C. re... 48b

Northeast $\frac{1}{4}$ 14-75-15-5, Documents re during years 1911, 1912, 1913 to date... 157e

Northumberland Strait, Reports in connection with Tides and Currents of... 86

North $\frac{1}{2}$ of S. West $\frac{1}{4}$ Sec. 8, in Tp. 49, Range 26 West of 2nd Meridian, Memo. re patent for... 147

North Bay to Sturgeon Falls, Ont., re construction of a highway road from... 178

Northwest of 30-25-7-2, Documents relating thereto... 178b

Northwest quarter section, 29-10-18, W, re documents connected with sale of... 157d

Nyanza, Cape Breton Co., N.S., sale of alleged Indian lands at... 165

O

Ocean Mails Passenger and Freight Steamship Service between Canada and Great Britain, and Great Britain and Canada, Articles of agreement for said service, with contract for, &c... 194

Official Statistics of Canada, Report of Departmental Commission... 77 & 99

Oil Paintings, Subjects of, which have become the property of the National Gallery of Canada... 121

Ontario, Prov. of, respecting extension of boundaries of... 101

Ontario and Quebec, area of Territories added to by Statutes of 1912... 184

Ordinances of the Yukon Territory, (year 1912)... 51

Ordinances of the Yukon Territory, (year 1913)... 225

Orders in Council re seizure of horses from John Gobel, for smuggling same across to United States... 212

Ottawa Improvement Commission, (Report of)... 42

Ottawa River, Amount of money expended on improving channel of, between Hull and village of Masson... 137

Ottawa, Properties purchased in, by Govt. North of Wellington and West of Bank Sts... 177

P

Patent Number 142823, Petitions, plans, &c., in Patent Branch... 214

P

Patent for N. $\frac{1}{2}$ of S. W. $\frac{1}{4}$ of Sec. 8, Township 49. Range 26, W. of 2nd Meridian to Arthur Donaldson... 147

Paintings, Oils and Water Colours acquired by Govt. since 1891, for National Gallery... 121

Petite Rivière Breakwater, N.S., Documents, pay rolls, accounts, &c., connected with... 203

Peace Conference, International, re consideration of first century of peace between United States and British Empire... 229

Port Daniel West, Que. Investigation into conduct of Edwd. Dea, Guardian of Lobster Hatchery there... 95a

Prince Edward Island, Govt. of, Memorial re a delegation from, asking increase of Prov. Subsidy... 124

Privy Council, Report of re contract for Ocean Mail. Passenger, Freight Service, between Canada and Great Britain, &c... 194

Prosecutions, &c., against Saml. Stewart, Melvin Hart and others for infraction of Fisheries Act, also charge against Rod. Martin, &c... 141b

Properties purchased by Govt. north of Wellington St., and west of Bank St., in City of Ottawa, to Jan. 31, 1913, &c... 177

Peace River District, Amount of Seed Grain supplied to settlers in, during years 1912-1913, &c... 200

Pilotage Commission of Quebec, Report of... 186

Pilotage and its administration in Districts of Montreal and Quebec, also letter from Commissioner Ajutor Lachance, &c... 191c

Police Point Reserve, transfer of property known as, to City of Medicine Hat... 145

Portsmouth Penitentiary, re names of keepers dismissed, and upon whose recommendation they were reinstated, &c... 174

Portsmouth Penitentiary, names of Discipline Officers, dates of appointments, &c... 174a

Pomket River, Antigonish Co., N.S., re closing of Post Office at... 158

Pomminville, Dr., appointment of as Surgeon of St. Vincent de Paul Penitentiary... 72c

P

Post Offices opened in Bonaventure Co., since Oct. 11, 1911, names of postmasters, &c. 63

Postmaster General, (Report). 24

Preferential Tariff, between Govt. of Canada, and Commonwealth of Australia. 94

Proposals to supply medicine to Canadian boat fishermen. 64

Public Accounts. 2

Public Works, Report of Department of. 19

Public Service Commission, Report of. 57

Public Works Dept., Order for goods given by, since Oct. 1, 1911, at Montreal, Halifax, St. John, N.B. 133

Public Printing and Stationery. 32

Public Offices, buildings occupied by the Govt. as, under rent, &c. 208

Public Service of Canada, Organization of, Report re by Sir Geo. Murray. 57a

Pure Food Act, re date of enactment of. 70

Public Buildings at Three Rivers, Que., since Oct. 11, 1911, to date, &c. 207

Public Buildings, construction of in town of Laurentides, Co. of Assomption, Quebec. 207a

Public Buildings, construction of in town of Stellarton, N.S., 1912, Documents respecting, &c. 207c

Public Buildings, work and repairs on in North Sydney, N.S., 192, Documents respecting, &c. 207b

Q

Quebec Light, Heat and Power Co., Ltd., Correspondence, &c., re issuing letters patent to, &c. 110

Quebec Oriental Railway, Acquisition of by the Govt. of Canada. 67d

Quebec Railway Light, Heat and Power Co., Ltd., letters patent to. 110

Quebec and Saguenay Ry., Proposed guarantee of Bonds. 116

Quebec and Saguenay Ry., Report of Govt. Engineer who inspected the. 67e

Quebec and St. Joseph de Lévis, re most suitable site for construction of Dry Dock at, &c. 204

Quebec and Oriental Ry., and Atlantic, Quebec and Western Ry., documents re freight, passenger, &c. 116c

Q

Quebec and Oriental Ry., and Atlantic Quebec and Western Ry., documents re their incorporation into Canadian Govt. Ry. System, &c. 116a

Quebec Harbour, Correspondence between Postmaster General and Isidore Belleau, re improvements. 203a

R

Reciprocity with United States, Correspondence, papers, &c., re between Jan. 1, 1890, and Dec. 31, 1891. 71

Red Point Wharf, Lot 48, P. E. I., re repairs, contracts, &c., on same. 203c

Regina, City of, re contribution for alleviating distress of sufferers in. 189

Report of Mr. J. A. M. Aikins on moral instruction in the Canadian Public Schools. 96

Restigouche River, Smelt and Salmon fishing, Instructions regarding. 131

Restigouche, Fishermen's Association, Petition of, to Minister, asking removal of Mr. M. Mowatt, &c. 205

Restigouche, Dredge, cubic yards removed by, in Harbour of Bathurst, N.B., during 7 months, 1911, &c. 135a

Rifle Range, Carleton Co., Ont., re purchase of site for, &c. 123

Railways:—

 Railway Commissioners, Report of. 20c

 Railway, Transcontinental, Report of Commissioners of. 37

 Railway, Transcontinental, Copy of original instructions furnished engineers on Eastern Division of. 106

 Railways and Canals, Report of Dept. of. 20

 Railway Statistics. 20b

 Railway, Government of Canada, Return re Board of Management of. 81

 Railway Line from Estmere to Baddeck, re building of. 82

 Railway: See Intercolonial Ry., &c.

 Railway, Intercolonial, Reports formerly made to Board of Management of. 81a

 Railway, Intercolonial, Relating to purchase of scrap and supply of castings for. 83

 Railway, Intercolonial, Names of employees on dining cars, and nature of employment. 83a

R

Railway, Intercolonial, Returns <i>re</i> Vale Line, correspondence asking road to be taken by, &c..	109
Railway, Intercolonial, <i>re</i> a strike of temporary employees at Halifax, N.S..	83b
Railway, Central Ry. of Canada, <i>re</i> Report made by to Railway Dept...	211
Railway, Copy of letter by Chief Engineer Lumsden of Trans. Commission to Chairman Wade...	106a
Rocky Mountain Park Act, Orders in Council relating to (Chap. 60. Rev. Statutes)...	56
Royal Society of Canada, Report of Affairs of...	50
Royal Northwest Mounted Police, Report of the...	28
Rowlings, Geo. and James, Documents <i>re</i> prosecution of in 1910. for violation of Fishery Regulations...	141a
Rowlings, G. A. R., J. S. Wells and S. R. Griffin, Letters to Dept. Public Works, <i>re</i> Public Works in Guysborough Co., N.S..	203h
Rural Mail Delivery Routes established in Canada, since Jan. 1, 1912...	62a
Rural Mail Service, establishment of between Saltsprings, and West River Station. (<i>See</i> Mails, &c.)...	62e
Rural Mail Service between Merigonish Station, Pictou Co., N.S., and Arisaig. (<i>See</i> Mails, &c.)...	62f

S

Salmon River Indian Reserve, N.S., <i>re</i> Indian School in, also appointment of teacher in since June 1, 1912...	159b
Salmon Hatchery, purchase of a site for at Snidlope Lake, from J. B. Nicholson...	98
Salmon, Sockeyes, of B.C., prohibition of export of from that Province...	92
Sauvé, L. A., Claim of to certain buildings at La Pointe des Cascades, &c.. . . .	107
School Lands, Provinces of Alberta and Saskatchewan, <i>re</i> Sale of since Oct. 12, 1911...	213
School Lands, Provinces of Manitoba, Saskatchewan and Alberta, Showing lots sold in during year 1912, price, &c.	213a

S

School Lands, Province of Saskatchewan, sold in 1912, Correspondence, papers, &c., relating to in hands of Government...	213b
Scrip, Half Breed, &c., papers <i>re</i> issuing of warrant No. 2155, certificate No. 672 to Albert St. Denis...	231
Scoles, C. R., New Carlisle, Que., Claim of for balance of subsidy voted, &c.. . . .	102
Seaforth, Halifax Co., N.S., Correspondence <i>re</i> tenders, contracts, &c., <i>re</i> construction breakwater at...	203a
Secretary of State, Report of...	29
Sevigny, Mr., increase of salary of, as employee of Immigration Office, Montreal...	132
Shareholders in Banks, List of...	6
Ships of War of Canada, Tenders for, &c..	60
Skinner's Cove, Pictou Co., N.S., Expenditures at...	160
Soulanges and Vaudreuil, Names of Post Offices and Postmasters in Counties of...	62t
South Port Wharf, Lot 48, P. E. I., <i>re</i> repairs, contracts for same, &c.. . . .	203c
Southwest, 36-16-27, W. 2, Documents in Department of Interior relating to, &c..	187
Southwest $\frac{1}{4}$ of 4-9-14 West of 2nd Meridian...	187a
Southwest $\frac{1}{4}$ 28-20-21, W. 2nd Meridian, N. W. H. B., also W. $\frac{1}{4}$ of S. E. $\frac{1}{4}$, 32-20-21, W. 2. M., N. W. H. B., &c.. . . .	187g
Southwest $\frac{1}{4}$ 2-19-20, W. 2nd Meridian Homestead, Pat. June 3, 1892, Papers connected with claim of G. W. Brown...	187f
South West Cove, Lunenburg Co., N.S., Obstructions placed in waters of...	99
Spry Bay, Halifax Co., N.S., <i>re</i> establishment of Lobster Hatchery at...	66
Spry Bay, Halifax Co., N.S., <i>re</i> closing of, or change of post office at...	78a
Stahl, J., Assistant Inspector of Immigration on Ry., <i>re</i> suspension of by H. Boulay, &c..	171
Stamp Vending Machines, terms of contract relating to, date, &c..	224
Statistics of Canada, Official, Report of Departmental Commission on...	77
Steamboat Inspection, Report of Chairman of Board of for fiscal year 1912...	23
Steamer <i>City of Sydney</i> , Investigation into collision between, and Tug <i>Douglas H. Thomas</i>	95e

S	S
Steam Service, &c., <i>re</i> subsidy to, between points in Bonaventure Co., Que. and New Brunswick..	67a
Steam Service, &c., <i>re</i> subsidy to, between St. John, N.B., and Bear River, N.S..	67
Steam Service performed by Steamer <i>Canada</i> , since Oct. 11, 1911, to date..	65
Steam Service subsidized between Canadian Ports and British West Indies..	67b
Steffanson, Mr. V., Correspondence with concerning Northern expeditions.. . .	161
Steffanson, Mr. V., Order in Council in reference to, &c..	161a
Stewart, Sam., Hart Melvin, and others, prosecutions against for infringement of Fisheries Act..	141b
Stenographers and Secretaries, Return <i>re</i> number, names of, and Members of Commons for whom they work.. . .	150
Stream Measurements for calendar year, 1911. Report of progress of..	25d
Subsidies paid to Quebec and Oriental Ry. and others since October, 1911.. . .	67c
Subsidies paid each of four original Provinces of Dominion at Confederation, population on which same was based, &c..	154
St. Peters, N.S., Acquisition or expropriation of land at..	104
St. Peters Indian Reserve, Man., relating to delay in issuing patents for lands purchased from..	148
St. Peters Canal Improvements, <i>re</i> contract between Dept. and W.H.Weller, regarding..	108
St. Peters Canal Improvements, <i>re</i> contract between Dept. and W.H.Weller, regarding..	108a
St. Croix, Co. of Lotbiniere, Que., Construction of a wharf at..	203b
St. Joseph de Lévis, <i>re</i> suitable site for construction of Dry Dock at, &c.. . .	201
St. Vincent de Paul Penitentiary, documents <i>re</i> appointment of Dr. Pominville at..	72a
St. Anne de la Pocatière, Experimental Farm at, appointment of Mr. J. Begin as manager at..	72c
St. John and Quebec Ry., documents, &c., between Dept. of Rys. and Canals <i>re</i> line from St. John, N.B., to Grand Falls..	116c
St. Germain de Kamouraska, documents <i>re</i> purchase of timber for construction of wharf at, in 1912..	203g
St. Denis, Albert, <i>re</i> issuing of Half Breed Scrip to, &c..	231
T	
Taché, C. E., Resident Engineer in Bonaventure Co., Que., <i>re</i> Reports made by on Public Works there since 1911..	176
Tariff Duties on imported lumber, dressed on one side, &c., <i>re</i> arguments respecting before Exchequer Court of Canada..	125b
Tariff Customs of Canada, changes made in by Order in Council since last session of Parliament..	73
Tariff Customs on Cement, correspondence between Companies, Corporations, &c., to Nov. 11, 1911..	125
Tariff Customs on Cement, adjustment of Duty on, and all correspondence with Ministers respecting, &c..	125a
Taxation per capita for year ending March 31, 1913, and for each of 12 preceding years. Return <i>re</i>	227
Technical Education and Industrial Training, Report of Royal Commission on, &c..	191d
Telegraph Lines under construction during year 1911-12, in different points in Nova Scotia..	209
Tenders for Ships of War of Canada..	60
Three Rivers, Que., Correspondence, &c., <i>re</i> erection of a Public Building at since Oct. 11, 1911, to date..	207
Thibault, Firmin, of St. Denis, Co. of Kamouraska, Que., <i>re</i> petition for indemnity..	122
Tides and Currents of Northumberland Strait, Reports in connection with..	86
Townships 24-25, Range 27, West of first Meridian, suitability of for Forest Reserve, Homesteading purposes, &c....	192a
Topographical Surveys Branch, Dept. of Interior. Report of, 1911, 1912.. . . .	25b
Trade, Volume of, import and export of, between Canada and Newfoundland, from Jan. 1, 1896, to Jan. 1, 1913.. . .	195
Trade, Volume of, between Newfoundland and West Indies, included in Trade Arrangement with Canada, for 1909, 1910, 1911 and 1912 (Supplementary)..	195a

T

Trade Transactions between West Indies and Canada.. 59

Trade Unions, An Act respecting.. 54

Trade and Commerce:—

(Part I.—Canadian Trade, Imports and Exports) 10

(Part II.—Canadian Trade)—

France.. 10a

Germany.. 10a

United States.. 10a

United Kingdom.. 10a

(Part III.—Canadian Trade, except)—

France.. 10b

Germany.. 10b

United Kingdom.. 10b

United States.. 10b

(Part IV.—Miscellaneous Information)—

(Part V.—Report of the Board of Grain Commissioners for Canada).. 10d

(Part VI.—Subsidized Steamship Services).. 10e

(Part VII.—Trade of Foreign Countries, Treaties and Conventions).... 10f

Telephone Statistics.. 20d

Telegraph Statistics.. 20f

Transcontinental Commission, Copy of letter of Engineer Lumsden of, to Chairman Wade of.. 106a

Transcontinental Railway, Copy of original instructions furnished engineers by Chief Engineer on Eastern Div. of, also Western.. 106

Transcontinental Railway Commissioners, Report of for 1912.. 37

Trawlers, Steam, prohibited from participating in Fishing Bounty, &c.... 162

Treasury Board Overrulings (Statement of).. 40

Twine for fishing purposes, duty payable on, under item 682 of Customs Tariff. 69

U

Unclaimed Balances, &c., in Chartered Banks of Dominion of Canada.. 7

United Shoe Machinery Co., Report of Commission to investigate complaints against.. 95c

V

Vale Road Ry., asking that line be taken over by I. C. Ry.. 109

Veterinary Director General.. 15t

Veterinary Director General, correspondence *re* requested visit to Nova Scotia.. 216

Volume of trade, import and export, between Canada and Newfoundland, from Jan. 1, 1896 to Jan. 1, 1913.. 185

Volume of trade between Newfoundland and West Indies, included in trade agreement with Canada, for 1909, 1910, 1911, 1912.. 195a

W

Warburton, Lt. Col., appointment of as Medical Officer at Charlottetown Camp.. 72d

Warrants, Governor General's, Statement of.. 43

Weir Licenses, Documents *re*, in waters of Counties of Charlotte and St. John, N.B.. 270

Welland Canal, number of accidents to lock gates or bridges on, during year ending Nov. 25, 1912, &c.. 169

Weller, W. H., contract between Dept. of Railways and, *re* St. Peters Canal. 108

Welsh Coal supply, Contract for to the various public buildings at Montreal. 134

West Indies-Canada Conference.. 55

West Indies, Trade Transactions between Canada, and.. 59

West Indies Trade Statistics, Imports and Exports, relating to, in possession of Govt.. 59a

West Indies, Documents in Dept. Trade and Commerce *re* Steamship Service between Canada and, since Dec. 1, 1912.. 222

White Bear Indian Reserve, Documents *re* surrender of part of, &c.. 159c

Wholesale Prices in Canada, Report on by R. H. Coats, B. A., Dept. of Labour.. 183

Y

Yukon, (Ordinances of), 1912.. 51

Yukon, (Ordinances of), 1913.. 226



See also **Alphabetical List, Page 1.**

LIST OF SESSIONAL PAPERS

Arranged in Numerical Order, with their titles at full length; the dates when Ordered and when presented to the Houses of Parliament; the Names of the Senator or Member who moved for each Sessional Paper, and whether it is ordered to be Printed or Not Printed.

CONTENTS OF VOLUME B.

Fifth Census of Canada, 1911—Population, Religions, Origins, Birthplace, Citizenship, Literacy, Infirmities, as enumerated in June, 1911.

Printed for distribution and sessional papers.

CONTENTS OF VOLUME C.

Fifth Census of Canada, 1911—Manufactures for 1910 as enumerated in June, 1911.

Printed for distribution and sessional papers.

CONTENTS OF VOLUME 1.

(This volume is bound in three parts.)

1. Report of the Auditor General for the year ended 31st March, 1912. Volume I, Parts A to J. Volume II, Parts K to U. Volume III, Parts V to Y. Presented by Hon. Mr. White, 14th January, 1913.

Printed for distribution and sessional papers.

CONTENTS OF VOLUME 2.

2. The Public Accounts of Canada, for the fiscal year ended 31st March, 1912. Presented by Hon. Mr. White, 26th November, 1912.

Printed for distribution and sessional papers.

3. Estimates of sums required for the service of the Dominion for the year ending 31st March, 1914. Presented by Hon. Mr. White, 3rd February, 1913.

Printed for distribution and sessional papers.

4. Supplementary Estimates of sums required for the service of the Dominion for the year ending on the 31st March, 1913. Presented by Hon. Mr. White, 10th March, 1913.

Printed for distribution and sessional papers.

5. Supplementary Estimates of sums required for the service of the Dominion for the year ending on 31st March, 1914. Presented by Hon. Mr. White, 20th May, 1913.

Printed for distribution and sessional papers.

CONTENTS OF VOLUME 3.

6. List of Shareholders in the Chartered Banks of the Dominion of Canada as on December 31, 1911. Presented by Hon. Mr. White, 26th November, 1912.

Printed for distribution and sessional papers.

CONTENTS OF VOLUME 4.

7. Report on dividends remaining unpaid, unclaimed balances and unpaid drafts and bills of exchange in Chartered Banks of the Dominion of Canada, for five years and upwards prior to 31st December, 1911. Presented by Hon. Mr. White, 26th November, 1912.

Printed for distribution and sessional papers.

CONTENTS OF VOLUME 5.

(This volume is bound in two parts).

- 8.** Report of the Superintendent of Insurance for year ended 1912. Presented by Hon. Mr. White.. . . . *Printed for distribution and sessional papers.*
- 9.** Abstract of Statements of Insurance Companies in Canada for the year ended 1912. Presented by Hon. Mr. White.. . . . *Printed for distribution and sessional papers.*

CONTENTS OF VOLUME 6.

(This volume is bound in two parts).

- 10.** Report of the Department of Trade and Commerce for the fiscal year ended 31st March, 1912. (Part I.—Canadian Trade). Presented by Hon. Mr. Foster, 30th January, 1913. *Printed for distribution and sessional papers.*
- 10a.** Report of the Department of Trade and Commerce, for the year ended 31st March, 1912. (Part II.—Canadian Trade with (1) France, (2) Germany, (3) United Kingdom, and (4) United States). Presented by Hon. Mr. Foster, 12th December, 1912. *Printed for distribution and sessional papers*
- 10b.** Report of the Department of Trade and Commerce for the fiscal year ended 31st March, 1912. (Part III.—Canadian Trade with Foreign Countries, except France, Germany, the United Kingdom and United States). Presented by Hon. Mr. Foster, 15th January, 1913.. . . . *Printed for distribution and sessional papers.*
- 10c.** Report of the Department of Trade and Commerce, for the fiscal year ended 31st March, 1912. (Part IV.—Miscellaneous Information). Presented by Hon. Mr. Reid, 17th February, 1913.. . . . *Printed for distribution and sessional papers.*
- 10d.** Report of the Board of Grain Commissioners for Canada. Presented by Hon. Mr. Foster, 3rd February, 1913.. . . . *Printed for distribution and sessional papers.*
- 10e.** Report of the Department of Trade and Commerce for the fiscal year ended 31st March 1912. (Part VI.—Subsidized Steamship Services). Presented, 1913. *Printed for distribution and sessional papers.*
- 10f.** Report of Trade and Commerce for fiscal year ended 31st March, 1912. (Part VII.—Trade of Foreign Countries, Treaties and Conventions). Presented, 1913. *Printed for distribution and sessional papers*

CONTENTS OF VOLUME 7.

- 11.** Report of the Department of Customs for the year ended 31st March, 1912. Presented by Hon. Mr. Reid, 25th November, 1912—*Printed for distribution and sessional papers,*

CONTENTS OF VOLUME 8.

- 12.** Reports, Returns and Statistics of the Inland Revenues for the Dominion of Canada for the year ended 31st March, 1912. (Part I.—Excise). Presented by Hon. Mr. Nantel, 25th November, 1912.. . . . *Printed for distribution and sessional papers*
- 13.** Report of the Department of Inland Revenue for year ended 31st March, 1912. (Part II.—Inspection of Weights and Measures, Gas and Electricity). Presented by Hon. Mr. Nantel, 25th November, 1912.. . . . *Printed for distribution and sessional papers.*
- 14.** Report of the Department of Inland Revenue for year ended 31st March, 1912. (Part III.—Adulteration of Food). Presented by Hon. Mr. Nantel, 25th November, 1912. *Printed for distribution and sessional papers.*

CONTENTS OF VOLUME 8—Continued.

- 15.** Report of the Minister of Agriculture for the Dominion of Canada, for the year ended 31st March, 1912. Presented by Hon. Mr. Burrell, 26th November, 1912.
Printed for distribution and sessional papers.
- 15a.** Report of the Dairy and Cold Storage Commissioner for the fiscal year ending 1912. Presented, 1913.*Printed for distribution and sessional papers*

CONTENTS OF VOLUME 9.

- 15b.** Report of the Veterinary Director General and Live Stock Commissioner, for the year ending 31st March, 1912. Presented by Hon. Mr. Burrell, 25th March, 1913.
Printed for distribution and sessional papers.
- 16.** Report of the Director and Officers of the Experimental Farms for the year ending 31st March, 1912. Presented by Hon. Mr. Burrell, 14th January, 1913.
Printed for distribution and sessional papers.

CONTENTS OF VOLUME 10.

- 17.** Criminal Statistics for the year ended 30th September, 1911, (Appendix of the Report of the Minister of Agriculture, for the year 1911). Presented by Hon. Mr. Borden, 2nd June, 1913.*Printed for distribution and sessional papers.*
- 18.** Return of the Twelfth General Election for the House of Commons of Canada, held on the 14th and 21st of September, 1911. Presented by Hon. The Speaker, 27th November, 1912.*Printed for distribution and sessional papers.*
- 18a.** Return of By-Elections (Twelfth Parliament) for the House of Commons of Canada, held during the year 1912. Presented by Hon. The Speaker, 10th March, 1913.
Printed for distribution and sessional papers.

CONTENTS OF VOLUME 11.

- 19.** Report of the Minister of Public Works on the works under his control for the fiscal period ended 31st March, 1912. Part I. Presented by Hon. Mr. Rogers, 4th December, 1912. Part II. Ottawa River Storage and Geodetic Levelling.
Printed for distribution and sessional papers.

CONTENTS OF VOLUME 12.

(This volume is bound in two parts).

- 19a.** Report of the Commission on International Waterways.
Printed for distribution and sessional papers.

CONTENTS OF VOLUME 13.

- 20.** Report of the Department of Railways and Canals, for the fiscal period from 1st April, 1911, to 31st March 1912. Presented by Hon. Mr. Cochrane, 13th December, 1912.
Printed for distribution and sessional papers.
- 20a.** Canal Statistics for the season of Navigation, 1912. Presented by Hon. Mr. Cochrane, 15th April, 1913.*Printed for distribution and sessional papers.*
- 20b.** Railway Statistics of the Dominion of Canada for the year ended 30th June, 1912. Presented by Hon. Mr. Cochrane, 16th January, 1913.
Printed for distribution and sessional papers.

CONTENTS OF VOLUME 14.

- 20e.** Seventh Report of the Board of Railway Commissioners for Canada, for the year ending 31st March, 1912. Presented by Hon. Mr. Cochrane, 25th November, 1913.
Printed for distribution and sessional papers.
- 20d.** Telephone Statistics of the Dominion of Canada, for the year ended 30th June, 1912. Presented by Hon. Mr. Cochrane, 17th February, 1913.
Printed for distribution and sessional papers.
- 20c.** Express Statistics of the Dominion of Canada, for the year ended 30th June, 1912. Presented by Hon. Mr. Cochrane, 12th February, 1913.
Printed for distribution and sessional papers.
- 20f.** Telegraph Statistics of the Dominion of Canada, for the year ended 30th June, 1912. Presented by Hon. Mr. Cochrane, 7th February, 1913.
Printed for distribution and sessional papers.

CONTENTS OF VOLUME 15.

- 21.** Forty-fifth Annual Report of the Department of Marine and Fisheries, for the fiscal year 1911-1912—Marine. Presented by Hon. Mr. Hazen, 16th December, 1912.
Printed for distribution and sessional papers.
- 21a.** Eleventh Report of the Geographic Board of Canada, for the year ending 30th June, 1912. Presented by Hon. Mr. Hazen, 11th April, 1913.
Printed for distribution and sessional papers.

CONTENTS OF VOLUME 16.

- 21b.** List of Shipping issued by Department of Marine and Fisheries. Vessels in Registry Books of Canada, for year 1912. Presented, 1913.
Printed for distribution and sessional papers.
- 21c.** Supplement to Forty-fifth Report of the Department of Marine and Fisheries, for fiscal year 1911-12,—Marine Branch—Influence of Icebergs and Land on the temperature of the Sea. Presented by Hon. Mr. Hazen, 17th February, 1913.
Printed for distribution and sessional papers.
- 22.** Forty-fifth Annual Report of the Department of Marine and Fisheries, 1912,—Fisheries. Presented by Hon. Mr. Hazen, 5th December, 1912.
Printed for distribution and sessional papers.
- 23.** Report of the Chairman of the Board of Steamboat Inspection for the fiscal year 1912.
Printed for distribution and sessional papers.

CONTENTS OF VOLUME 17.

- 24.** Report of the Postmaster General, for the year ended 31st March, 1912. Presented by Hon. Mr. Pelletier, 3rd December, 1912.
Printed for distribution and sessional papers.

CONTENTS OF VOLUME 18.

- 25.** Annual Report of the Department of the Interior, for the fiscal year ending 31st March, 1912. Presented by Hon. Mr. Roche, 27th November, 1912.
Printed for distribution and sessional papers.

CONTENTS OF VOLUME 19.

- 25a.** Report of Chief Astronomer, Department of the Interior, for year ending 31st March, 1911... ..*Printed for distribution and sessional papers.*
- 25b.** Annual Report of the Topographical Surveys Branch of the Department of the Interior, 1911-1912. Presented by Hon. Mr. Crothers, 6th June, 1913.
Printed for distribution and sessional papers

CONTENTS OF VOLUME 20.

- 25d.** Report of progress of Stream Measurements for calendar year 1911.
Printed for distribution and sessional papers.
- 26.** Summary Report of the Geological Survey Branch of the Department of Mines, for the calendar year 1912. Presented by Hon. Mr. Roche, 29th November, 1912.
Printed for distribution and sessional papers.
- 26a.** Summary Report of the Mines Branch, Department of Mines, for the calendar year 1911... ..*Printed for distribution and sessional papers.*

CONTENTS OF VOLUME 21.

- 27.** Report of the Department of Indian Affairs for the year ended 31st March, 1912. Presented by Hon. Mr. Roche, 29th November, 1912.
Printed for distribution and sessional papers.
- 28.** Report of the Royal Northwest Mounted Police, 1912. Presented by Hon. Mr. Borden, 14th January, 1913... ..*Printed for distribution and sessional papers.*

CONTENTS OF VOLUME 22.

- 29.** Report of the Secretary of State of Canada for the year ended 31st March, 1912. Presented by Hon. Mr. Coderre, 3rd December, 1912.
Printed for distribution and sessional papers.
- 29a.** Report of the Secretary of State for External Affairs for the year ended 31st March, 1912. Presented by Hon. Mr. Borden, 25th November, 1912.
Printed for distribution and sessional papers.

CONTENTS OF VOLUME 23.

- 29b.** Report of the work of the Archives Branch of the Department of the Secretary of State, for the year 1912. Presented by Hon. Mr. Coderre, 2nd June, 1913.
Printed for distribution and sessional papers.
- 30.** The Civil Service List of Canada, 1912. Presented by Hon. Mr. Coderre, 3rd December, 1912... ..*Printed for distribution and sessional papers.*
- 31.** Fourth Annual Report of the Civil Service Commission of Canada for the period from 1st September, 1911, to 31st August, 1912. Presented by Hon. Mr. Coderre, 24th January, 1913... ..*Printed for distribution and sessional papers.*

CONTENTS OF VOLUME 24.

- 32.** Annual Report of the Department of Public Printing and Stationery, for the fiscal year ended 31st March, 1912. Presented by Hon. Mr. Borden, 24th April, 1913.
Printed for distribution and sessional papers

CONTENTS OF VOLUME 24—Continued.

33. Report of the Joint Librarians of Parliament for year 1912. Presented by Hon. The Speaker, 31st November, 1912... ..*Not printed*
34. Report of the Minister of Justice as to Penitentiaries of Canada, for the fiscal year ended 31st March, 1912. Presented by Hon. Mr. Doherty, 27th November, 1912.
Printed for distribution and sessional papers.
35. Report of the Militia Council for the fiscal year ending 31st March, 1913. Presented by Hon. Mr. Hughes, 14th January, 1913. ..*Printed for distribution and sessional papers.*
36. Report of the Department of Labour for the fiscal year ending 31st March, 1912. Presented by Hon. Mr. Crothers, 28th November, 1912.
Printed for distribution and sessional papers.
- 36a. Fifth Report of the Registrar of Boards of Conciliation and Investigation of the proceedings under "The Industrial Disputes Investigation Act, 1907," for the fiscal year ending 31st March, 1912. Presented by Hon. Mr. Crothers, 28th November, 1912.
Printed for distribution and sessional papers.
- 36c. Report of proceedings under the Combines Investigation Act, for the year ended 31st March, 1912... ..*Printed for distribution and sessional papers.*

CONTENTS OF VOLUME 25.

37. Eighth Annual Report of the Commissioners of the Transcontinental railway, for the year ended 31st March, 1912. Presented by Hon. Mr. Cochrane, 12th December, 1912.
Printed for distribution and sessional papers.
38. Report of the Department of the Naval Service, for the fiscal year ending 31st March, 1912. Presented by Hon. Mr. Hazen, 28th November, 1912.
Printed for distribution and sessional papers.
39. "Miscellaneous Unforeseen Expenses," from the 1st April, to the 21st November, 1912, in accordance with the Appropriation Act of 1912. Presented by Hon. Mr. White, 25th November, 1912... ..*Not printed*
40. Statement of Treasury Board over-rulings, under Section 44, Consolidated Revenue and Audit Act. Presented by Hon. Mr. White, 26th November, 1912... ..*Not printed.*
41. Statement in pursuance of Section 17 of the Civil Service Insurance Act, for the year ending 31st March, 1912. Presented by Hon. Mr. White, 26th November, 1912.
Not printed.
42. Statement of Receipts and Expenditures of the Ottawa Improvement Commission for 31st March, 1912. Presented by Hon. Mr. White, 26th November, 1912....*Not printed.*
43. Statement of Governor General's Warrants issued since the last Session of Parliament on account of 1912-13. Presented by Hon. Mr. White, 26th November, 1912.
Not printed.
44. Statement of Superannuation and Retiring Allowances in the Civil Service during the year ending 31st December, 1912, showing name, rank, salary, service, allowance and cause of retirement of each person superannuated or retired, also whether vacancy is filled by promotion or by appointment, and salary of any new appointee. Presented by Hon. Mr. White, 26th November, 1912... ..*Not printed*

CONTENTS OF VOLUME 25—Continued.

45. Return (in so far as the Department of the Interior is concerned) of copies of all Orders in Council, plans, papers and correspondence relating to the Canadian Pacific railway, which are required to be presented to the House of Commons, under a Resolution passed on 20th February, 1882, since the date of the last return, under such Resolution. Presented by Hon. Mr. Roche, 26th November, 1912.. . . .*Not printed.*
- 45a. Return to lands sold by the Canadian Pacific Railway Company during the year which ended on the 1st October, 1912. Presented by Hon. Mr. Roche, 11th January, 1913.. . . .*Not printed*
- 45b. Return to an Address to His Royal Highness the Governor General of the 27th January, 1913, for a copy of all applications made by the Canadian Pacific Railway Company for authorization to make new issue of stock, addressed to the Governor in Council, and of all correspondence with regard to the same. Presented 16th April, 1913, by Sir Wilfrid Laurier.. . . .*Not printed*
46. Return to an Order of the House of the 18th March, 1912, for a copy of all reports made by the Inspector of Agents for placing Immigrants, both domestic servants and farm labourers, in Ontario and Quebec, during the years 1910 and 1911. Presented 27th November, 1912, by Mr. Sutherland.. . . .*Not printed.*
47. Return to an Order of the House of the 11th March, 1912, for a copy of all letters, telegrams and other papers in connection with complaints of whatever nature against Commission Agents for placing farm labourers in Ontario, also officials connected with any agency in Ontario, during the year 1910 and 1911. Presented 27th November, 1912 by Mr. Sutherland.. . . .*Not printed*
48. Copy of Order in Council No. P. C. 1275, dated 13th May, 1912, "Award of compensation to men belonging to the Royal Canadian Navy, who may be permanently disabled through injuries or illness contracted during drill, training or on duty." Presented by Hon. Mr. Hazen, 27th November, 1912.. . . .*Not printed.*
- 48a. Copies of plans included in the tender of Messrs. Cammel, Laird & Company, dated 29th April 1911, for the construction of ships for the Canadian Naval Service. Presented by Hon. Mr. Hazen, 18th December, 1912.. . . .*Not printed.*
- 48b. An Act respecting the Naval Service of Canada." (Copy of Order in Council, No. P. C. 126 dated 20th January, 1913. "Amendment to the Regulations for the Entry of Naval Cadets)."
Presented by Hon. Mr. Hazen, 4th February, 1913.. . . .*Not printed.*
49. Regulations under "The Destructive Insect and Pest Act." Presented by Hon. Mr. Burrell, 28th November, 1912.. . . .*Not printed.*
50. Statement of the affairs of the Royal Society of Canada, for the year ended 30th April, 1912. Presented by Hon. Mr. White, 29th November, 1912.. . . .*Not printed.*
51. Ordinances of the Yukon Territory passed by the Yukon Council in the year 1912. Presented by Hon. Mr. Coderre, 3rd December, 1913.. . . .*Not printed*
52. Return of Orders in Council which have been published in the *Canada Gazette*, between 1st August, 1911, and 30th September, 1912, in accordance with the provisions of Section 77 of the Dominion Lands Act, Chapter 20 of the Statutes of Canada, 1908. Presented by Hon. Mr. Roche, 5th December, 1912.. . . .*Not printed.*

CONTENTS OF VOLUME 25—Continued.

- 52a.** Return of Orders in Council passed between the 1st August, 1911, and 30th September, 1912, in accordance with the provisions of Section 5 of the Dominion Land Survey Act, Chapter 21, 7-8 Edward VII. Presented 5th December, 1912, by Hon. Mr. Roche.
Not printed.
- 52b.** Return of Orders in Council which have been passed and published in the *Canada Gazette* and in the *British Columbia Gazette*, between 1st August, 1911, and 30th September, 1912, in accordance with provisions of Subsection (d) of Section 33 of the regulations for the survey, administration, disposal and management of Dominion Lands within the 40-mile Railway Belt in the Province of British Columbia. Presented by Hon. Mr. Roche, 5th December, 1912... ..*Not printed*
- 52c.** Return to an Order of the House of the 24th February, 1913, for a copy of all regulations issued by the Minister of the Interior, relating to the disposition of Dominion lands between 8th April, 1905, and 12th October, 1911. Presented by Hon. Mr. Roche, 25th March, 1913... ..*Not printed.*
- 53.** A detailed statement of all bonds or securities registered in the Department of the Secretary of State of Canada, since last return (28th November, 1911) submitted to the Parliament of Canada under Section 32 of Chapter 19, of the Revised Statutes of Canada, 1906. Presented by Hon. Mr. Coderre, 4th December, 1912... ..*Not printed.*
- 54.** Annual Return respecting Trade Unions under Chapter 125, R.S.C., 1906. Presented by Hon. Mr. Coderre, 4th December, 1912... ..*Not printed.*
- 55.** Deliberation of the Canada-West Indies Conference, and Agreement between Canada and certain of the West India Colonies. Presented by Hon. Mr. Foster, 4th December, 1912... ..*Printed for distribution and sessional papers*
- 56.** Orders in Council passed between the 1st August, 1911, and 30th September, 1912, in accordance with the provisions of the Rocky Mountains Park Act, Chapter 60, Revised Statutes of Canada, 1906. Presented by Hon. Mr. Rogers, 4th December, 1912.
Not printed.
- 56a.** Return of Orders in Council passed between the 1st August, 1911, and 30th September, 1912, in accordance with the provisions of the Forest Reserves and Park Act, Section 19, of Chapter 10, 1-2 George V. Presented by Hon. Mr. Roche, 5th December, 1912.
Not printed.

CONTENTS OF VOLUME 26.

- 57.** Report of the Public Service Commission. Presented by Hon. Mr. Borden, 9th December, 1912. Parts I, II, and III... ..*Printed for distribution and sessional papers.*

CONTENTS OF VOLUME 27.

(This volume is bound in two parts).

- 57a.** Report on the organization of the Public Service of Canada, by Sir George Murray. Presented by Hon. Mr. Borden, 18th December, 1912.
Printed for distribution and sessional papers.
- 58.** Report of the proceedings for the preceding year of the Commissioners of Internal Economy of the House of Commons, pursuant to Rule 9. Presented by Hon. The Speaker, 9th December, 1912... ..*Not printed.*
- 59.** Schedules of Trade Transactions between the West Indies and Canada, the United States and the United Kingdom, compiled from the West Indian blue books and statistics. Presented by Hon. Mr. Foster, 12th December, 1912.
Printed for distribution and sessional papers.

CONTENTS OF VOLUME 27—*Continued.*

- 59a. Trade Statistics of Imports and Exports in possession of the Government, *re* British West Indies. (*Senate*)... ..*Not printed.*
60. Return showing correspondence concerning the calling for tenders for the Ships of War of Canada, together with copies of tenders. Presented by Hon. Mr. Hazen, 12th December, 1912... ..*Not printed.*
61. Return to an Order of the House of the 9th December, 1912, for a copy of all correspondence, telegrams, reports and documents relating to the dismissal of John R McDonald, Heatherton, Antigonish County, as Indian agent for the district including the Counties of Antigonish and Guysborough, and the appointment of his successor. Presented 14th January, 1913.—*Mr. Chisholm (Antigonish)*... ..*Not printed.*
- 61a. Return to an Order of the House of the 9th December, 1912, for a copy of all charges, correspondence, letters, telegrams and other documents relating to the dismissal of Dr. C. P. Bissett, Physician to the Indians at Salmon River, Richmond County, N.S. Presented 14th January, 1913.—*Mr. Kyte*... ..*Not printed.*
- 61b. Return to an Order of the House of the 9th December, 1912, for a copy of all charges, correspondence, letters, telegrams and other documents relating to the dismissal of Michael Murphy, postmaster at Point Michéau, Richmond County, N.S. Presented 14th January, 1913.—*Mr. Kyte*... ..*Not printed.*
- 61c. Return to an Order of the House of the 9th December, 1912, for copy of all charges, correspondence, letters, telegrams and other documents relating to the dismissal of David A. McLeod, Postmaster at Cleveland, Richmond County, N.S. Presented 14th January.—*Mr. Kyte*... ..*Not printed.*
- 61d. Return to an Order of the House of the 4th December, 1912, for a copy of all papers, letters, complaints, telegrams, reports, and other documents in the possession of the Post Office Department relating to the dismissal of John Milward, Postmaster at Stornont, Guysborough County, N.S. Presented 14th January, 1913.—*Mr. Sinclair*.
Not printed.
- 61e. Return to an Order of the House of the 9th December, 1912, for a copy of all charges, correspondence, letters, telegrams and other documents, relating to the dismissal of Kenneth F. McAskill, Postmaster at Loch Lomond, Richmond County, N.S. Presented 14th January, 1913.—*Mr. Kyte*... ..*Not printed.*
- 61f. Return to an Address to His Royal Highness the Governor General of the 25th March, 1912, for a copy of all letters, telegrams, memorandums and Orders in Council, relating to the dismissal of Mr. W. W. Hayden, late wharfinger of the government wharf at Digby, Nova Scotia. Presented 14th January, 1913.—*Mr. MacLean (Halifax)*.
Not printed.
- 61g. Return to an Order of the House of the 11th December, 1912, for a copy of all complaints and charges made against W. B. Langley, assistant at Lobster Hatchery, Nova Scotia, and of all letters, telegrams and correspondence relating in any way to his dismissal and the appointment of a successor. Presented 14th January, 1913.—*Mr. Sinclair*... ..*Not printed.*
- 61h. Return to an Order of the House of the 11th December, 1912, for a copy of all charges, correspondence, letters, telegrams and other documents relating to the dismissal of Fred. E. Cox, engineer lobster hatchery at Isaac's Harbour, Guysborough County, N.S., and of the evidence taken and report of investigation held by H. P. Duchemin in regard to the same. Presented 14th January, 1913.—*Mr. Sinclair*... ..*Not printed.*

CONTENTS OF VOLUME 27—*Continued.*

- 61i. Return to an Order of the House of the 11th December, 1912, for a copy of all complaints and charges made against Simon Hodgson, engineer lobster hatchery at Isaac's Harbour, Nova Scotia, and of all letters, telegrams and correspondence relating in any way to his dismissal and the appointment of a successor. Presented 14th January 1913.—*Mr. Sinclair*.. . . .*Not printed.*
- 61j. Return to an Order of the House of the 11th December, 1912, for a copy of all charges, correspondence, letters, telegrams and other documents relating to the dismissal of Henry Henlow, chief engineer at lobster hatchery at Canso, Guysborough County, N.S. Presented 14th January, 1913.—*Mr. Sinclair*.. . . .*Not printed.*
- 61k. Return to an Order of the House of the 11th December, 1912, for a copy of all charges, correspondence, letters, telegrams and other documents relating to the dismissal of H. C. V. LeVatte, harbour master at Louisburg, Cape Breton South, N.S., and of evidence taken and report of investigations held by H. P. Duchemin, in regard to the same. Presented 14th January, 1913.—*Mr. Carroll*.. . . .*Not printed.*
- 61l. Return to an Order of the House of the 11th December, 1912, for a copy of all charges, correspondence, letters, telegrams and other documents relating to the dismissal of John Cummings, assistant at the lobster hatchery at Isaac's Harbour, Nova Scotia, and of evidence taken and reports of investigation held by H. P. Duchemin, in regard to the same. Presented 14th January, 1913.—*Mr. Sinclair*.. . . .*Not printed.*
- 61m. Return to an Order of the House of the 9th December, 1912, for a copy of all charges, correspondence, letters, telegrams and other documents relating to the dismissal of W. G. Matthews, coxswain, lifeboat crew at Canso, Guysborough County, N.S., and all evidence taken and report of investigation held by H. P. Duchemin in regard to the same; also a detailed statement of the expenses of such investigation. Presented 14th January, 1913.—*Mr. Sinclair*.. . . .*Not printed.*
- 61n. Return to an Order of the House of the 9th December, 1912, for a copy of all charges, correspondence, letters, telegrams, and other documents relating to the dismissal of Joseph Shean, harbour master at North Sydney, N.S., in the riding of North Cape Breton and Victoria. Presented 14th January, 1913.—*Mr. McKenzie*.. . . .*Not printed.*
- 61o. Return to an Order of the House of the 9th December, 1912, for a copy of all charges, correspondence, letters, telegrams and other documents, relating to the dismissal of George H. Sampson, keeper of the storm signal at Lower L'Ardoise, Richmond County, N.S. Presented 14th January, 1913.—*Mr. Kyle*.. . . .*Not printed.*
- 61p. Return to an Order of the House of the 9th December, 1912, for a copy of all charges, correspondence, letters, telegrams and other documents relating to the dismissal of Alexis Vigneau, captain of the patrol boat at Arichat, Richmond County, N.S. Presented 14th January, 1913.—*Mr. Kyle*.. . . .*Not printed.*
- 61q. Return to an Address to His Royal Highness the Governor General of the 4th December, 1912, for a copy of all correspondence, Orders in Council and all other papers or documents in any way relating to the dismissal of Emeri Thivierge, from the position of fisheries inspector for the Counties of Prescott and Russell. Presented 14th January, 1913.—*Mr. Murphy*.. . . .*Not printed.*
- 61r. Return to an Order of the House of the 9th December, 1912, for a return showing all the public officers of the Inland Revenue Department in the County of St. Jean Iberville, removed by the present Government since 1st May, 1912, together with the names and duties of such persons, the reasons of their dismissal, the nature of the

 CONTENTS OF VOLUME 27—*Continued.*

complaints against them, the names of the persons who brought these complaints; also a copy of all correspondence relating thereto, and of the reports of inquiries in the cases where such have been held. Presented 14th January, 1913.—*Mr. Demers.*

Not printed.

- 61s.** Return to an Order of the House of the 4th December, 1912, for a copy of all correspondence, complaints, petitions, memoranda, notes of evidence, reports of investigations and other documents in the possession of the Department of Inland Revenue regarding the dismissal of J. Fabien Bugeaud, Bonaventure, Quebec, assistant inspector of weights and measures in the Quebec district, and the appointment of his successor or successors, with the names, residence, salaries and duties; also of all documents relating to A. B. Caldwell, New Carlisle, Quebec, joint assistant inspector with J. Fabien Bugeaud, and the duties assigned to him, together with a copy of all recommendations for said new appointment. Presented 14th January, 1913.—*Mr. Marcil (Bonaventure)*... ..*Not printed.*
- 61t.** Return to an Address to His Royal Highness the Governor General of the 4th December, 1912, for a copy of all correspondence, Orders in Council and all other papers or documents in any way relating to the dismissal of Duncan McArthur, from the Annuities Branch, while the said branch was attached to the Department of Trade and Commerce. Presented 15th January, 1913.—*Mr. Murphy*... ..*Not printed.*
- 61u.** Return to an Order of the House of the 26th February, 1912, for a copy of all documents, letters, requests, reports, recommendations and evidence taken under investigation by Dr. Shentliff, relating to the dismissal of Charles O. Jones, postmaster of Bedford, County of Missisquoi. Presented 15th January, 1913.—*Mr. Kay.*
- Not printed.*
- 61v.** Return to an Order of the House of the 1st April, 1912, for a copy of all letters, telegrams, complaints or other papers or documents in the possession of the Government or any department thereof, relating to the dismissal of Archibald Barss, postmaster, New Harbour, West, Guysborough County, N.S. Presented 15th January, 1913.—*Mr. Sinclair*... ..*Not printed.*
- 61w.** Return to an Order of the House of the 10th December, 1912, for a copy of all correspondence, documents, recommendation and other reports respecting the dismissal of Dr. A. Allaire as surgeon of the penitentiary of St. Vincent de Paul, and also respecting the payments of his gratuities, superannuation or retiring allowance. Presented 15th January, 1913.—*Mr. Wilson (Laval)*... ..*Not printed.*
- 61x.** Return to an Order of the House of the 10th December, 1912, for a copy of all correspondence, documents, recommendations and reports respecting the dismissal of Oscar Beauchamp as warden of the penitentiary of St. Vincent de Paul, and also respecting the payments of his gratuities, superannuation or retiring allowance. Presented 15th January, 1913.—*Mr. Wilson (Laval)*... ..*Not printed.*
- 61y.** Return to an Order of the House of the 9th December, 1912, for a copy of all charges, correspondence, letters, telegrams and other documents relative to the dismissal of John McDonald, freight handler and checker Intercolonial railway at Sydney Mines Nova Scotia, in the riding of North Cape Breton and Victoria, and of the evidence taken and report of investigation held by H. P. Duchemin, in regard to same, and a detailed statement of the expenses of such investigation. Presented 16th January, 1913.—*Mr. Mackenzie*... ..*Not printed.*
- 61z.** Return to an Order of the House of the 9th December, 1912, for a copy of all letters, correspondence, documents and reports relating to the dismissal of Allan Kinney, of Linwood, Antigonish County, Nova Scotia, a sectionman on the Intercolonial rail-

 CONTENTS OF VOLUME 27—*Continued.*

- way, and for a statement in detail of the expenses in connection with the investigation of the charges against him. Presented 16th January, 1913.—*Mr. Chisholm (Antigonish)*.. . . .*Not printed.*
- 61aa.** Return to an Order of the House of the 9th December, 1912, for a copy of all letters, correspondence, documents and reports relating to the dismissal of Charles Landry, of Pomket, Antigonish county, Nova Scotia, a sectionman on the Intercolonial railway, and for a statement in detail of the expenses connected with the investigation of the charges against him. Presented 16th January, 1913.—*Mr. Chisholm (Antigonish)*.. . . .*Not printed.*
- 61bb.** Return to an Order of the House of the 4th December, 1912, for a copy of all papers, documents, reports, correspondence, &c., relating to the dismissal of Patrick Decoste, an employee on the ferry steamer *Scotia* between Mulgrave and Point Tupper on the Intercolonial railway. Presented 16th January, 1913.. . . .*Not printed.*
- 61cc.** Return to an Order of the House of the 9th December, 1912, for a copy of all charges, correspondence, letters, telegrams and other documents relating to the dismissal of Harry E. McDonald, assistant engineer at St. Peters Canal, Richmond County, N.S. Presented 13th January, 1913.—*Mr. Kyte.*
- 61dd.** Return to an order of the House of the 9th December, 1912, for a copy of all letters, papers, documents, telegrams, and charges relating to a complaint against Neil Ross, sectionman on the Intercolonial railway at West River, County of Pictou, and of the evidence taken at the investigation, of the report of the commissioner thereon, and of all letters, papers or other documents relating to the appointment of his successor. Presented 16th January, 1913.—*Mr. Macdonald*.. . . .*Not printed.*
- 61ce.** Return to an Order of the House of the 9th December, 1912, for a copy of all letters, correspondence, documents and reports relating to the dismissal of James Armstrong, of Heatherton, Antigonish County, N.S., a sectionman on the Intercolonial railway, and for a statement in detail of the expenses connected with the investigation of the charges against him. Presented 16th January, 1913.—*Mr. Chisholm (Antigonish)*.. . . .*Not printed.*
- 61ff.** Return to an Order of the House of the 4th December, 1912, for a copy of all letters, telegrams and other documents, relating to the dismissal of Thomas J. Gray, as car inspector on the Intercolonial railway at Westville, County of Pictou. Presented 16th January, 1913.—*Mr. Macdonald*.. . . .*Not printed.*
- 61gg.** Return to an Order of the House of the 9th December, 1912, for a copy of all correspondence, telegrams and reports relating to the dismissal of Colin Macdonald, of James River Station, County of Antigonish, as Intercolonial sectionman, and the appointment of his successor. Presented 16th January, 1913.—*Mr. Chisholm (Antigonish)*.. . . .*Not printed.*
- 61hh.** Return to an Order of the House of the 9th December, 1912, for a copy of all charges, correspondence, letters, telegrams, and other documents relative to the dismissal of A. T. Gannon, car repairer and inspector Intercolonial railway at North Sydney, Nova Scotia, in the riding of North Cape Breton and Victoria, and of the evidence taken and report of investigation held by H. P. Duchemin, in regard to same, and a detailed statement of the expenses of such investigation. Presented 16th January, 1913.—*Mr. McKenzie*.. . . .*Not printed.*

 CONTENTS OF VOLUME 27—*Continued.*

- 61ii.** Return to an Order of the House of the 9th December, 1912, for a copy of all letters, correspondence, documents, and reports relating to the dismissal of Huber Myatte, Tracadie, Antigonish County, Nova Scotia, a sectionman on the Intercolonial railway and for a statement in detail of the expenses connected with the investigation of the charges against him. Presented 16th January, 1913.—*Mr. Chisholm (Antigonish).*
Not printed.
- 61jj.** Return to an Order of the House of the 9th December, 1912, for a copy of all letters, correspondence, documents, and reports relating to the dismissal of John McDonnell, Afton Station, Antigonish County, Nova Scotia, a sectionman on the Intercolonial railway, and for a statement in detail of the expenses connected with the investigation of the charges against him. Presented 17th January, 1913.—*Mr. Chisholm (Antigonish).**Not printed.*
- 61kk.** Return to an Order of the House of the 9th December, 1911, for a copy of all letters, correspondence, documents and reports relating to the dismissal of William Landry, of Pomket, Antigonish County, Nova Scotia, a section foreman of the Intercolonial railway, and for a statement in detail of the expenses connected with the investigation of the charges against him. Presented 17th January, 1913.—*Mr. Chisholm (Antigonish).**Not printed.*
- 61ll.** Return to an Order of the House of the 9th December, 1912, for a copy of all charges, correspondence, telegrams and other documents relative to the dismissal of D. J. McDougall, section foreman, Intercolonial railway, Grand Narrows, Nova Scotia, in the riding of North Cape Breton and Victoria, and of the evidence taken and report of investigation held by H. P. Duchemin, in regard to same, and a detailed statement of the expenses of such investigation. Presented 17th January, 1913.—*Mr. McKenzie.*
Not printed.
- 61mm.** Return to an Order of the House of the 11th December, 1912, for a copy of all charges, correspondence, letters, telegrams and other documents relating to the dismissal of Dan. A. Coffey, lockman at St. Peter's canal, Richmond County, N.S., and of the evidence taken and of the reports of investigation held by H. P. Duchemin, in regard to the same, and a detailed statement of the expenses of such investigation; and a copy of all papers relating to the appointment of his successor. Also, for a copy of all charges, correspondence, letters, telegrams and other documents relating to the dismissal of W. A. McNeil, lockman at St. Peter's canal, Richmond County, N.S., and of the evidence taken and of the report of investigation held by H. P. Duchemin in regard to the same, and a detailed statement of the expenses of such investigation; and a copy of all papers relating to the appointment of his successor. Presented 17th January, 1913.—*Mr. Kyte.**Not printed.*
- 61nn.** Return to an Order of the House of the 9th December, 1912, for a copy of all charges, correspondence, letters, telegrams and other documents relating to the dismissal of John P. Meagher, foreman deckhand on steamship *Scotia*, Mulgrave, Guy-borough County, N.S., and of all evidence taken and reports of investigation held by H. P. Duchemin, in regard to the same; also a detailed statement of the expenses of such investigation. Presented 17th January, 1913.—*Mr. Sinclair.**Not printed.*
- 61oo.** Return to an Order of the House of the 4th December, 1912, for a copy of all letters, telegrams, evidence-taken, reports, &c., and of all correspondence between the Postmaster General and officers of his department, and James Gibson, ex-postmaster of Alameda, Sask., in connection with the instructions sent him to hand the office over to E. Cronk. Presented 17th January, 1913.—*Mr. Turriff.**Not printed.*
- 61pp.** Return to an Order of the House of the 11th December, 1912, for a copy of all papers, documents and correspondence relating to the dismissal of Captain C. E. Miller from the 75th Regiment. Presented 17th January, 1913.—*Mr. Macleyn (Halifax).*
Not printed.

 CONTENTS OF VOLUME 27—Continued.

- 61qq.** Return to an Order of the House of the 9th December, 1912, for a copy of all correspondence, letters and telegrams relating to the dismissal of J. N. N. Poirier, collector of excise at Victoriaville, Quebec, and also of the inquiry made by N. Garceau, by the Minister of Inland Revenue, and especially of two affidavits given by Ludger Frechette and Joseph Faucher. Presented 17th January, 1913.—*Mr. Brouillard. Not printed.*
- 61rr.** Return to an Order of the House of the 9th December, 1912, for a copy of all charges, correspondence, letters, telegrams, and other documents relative to the dismissal of Abraham Astephen, of North Sydney, N.S., interpreter Immigration Department at North Sydney, N.S., in the riding of North Cape Breton and Victoria. Presented 17th January, 1913.—*Mr. McKenzie.Not printed.*
- 61ss.** Return to an Address to His Royal Highness the Governor General of the 4th December, 1912, for a copy of all correspondence, Orders in Council, and all other papers or documents in any way relating to the dismissal of Robert Dow from the Immigration Branch of the Department of the Interior at Ottawa. Presented 17th January, 1913.—*Mr. Murphy.Not printed.*
- 61tt.** Return to an Order of the House of the 9th December, 1912, for a copy of all papers, documents, correspondence, &c., relating to the dismissal of John Ware of the Immigration Branch of the Interior Department at Halifax, N.S. Presented 17th January, 1913.—*Mr. Maclean (Halifax).Not printed.*
- 61uu.** Return to an Order of the House of the 9th December, 1912, for a copy of all charges, correspondence, letters, telegrams, and other documents relative to the dismissal of Richard Hickey, agent Immigration Department at North Sydney, Nova Scotia, in the riding of North Cape Breton and Victoria, and of the evidence taken and report of investigation held by H. P. Duchemin, in regard to the same, and a detailed statement of the expenses of such investigation. Presented 17th January, 1913.—*Mr. McKenzie.Not printed.*
- 61rv.** Return to an Order of the House of the 9th December, 1912, for a copy of all charges, correspondence, letters, telegrams, and other documents relative to the dismissal of Dr. J. W. McLean, of North Sydney, N.S., medical examiner, Immigration Department at North Sydney, N.S., in the riding of North Cape Breton and Victoria. Presented 17th January, 1913.—*Mr. McKenzie.Not printed.*
- 61uw.** Return to an Order of the House of the 11th December, 1912, for a copy of all charges, correspondence, letters, telegrams and other documents relating to the dismissal of John A. McRea, lightkeeper, at Margaree Island, Inverness County, Nova Scotia, of the evidence taken and report of investigation held by H. P. Duchemin in regard to the same; also a detailed statement of the expenses of such investigation. Presented 17th January, 1913.—*Mr. Chisholm (Inverness).Not printed.*
- 61xx.** Return to an Order of the House of the 9th December, 1912, for a copy of all charges, correspondence, letters, telegrams and other documents relating to the dismissal of Thomas Brymer, lightkeeper at Lower L'Ardoise, Richmond County, N.S. Presented 17th January, 1913.—*Mr. Kyte.Not printed.*
- 61yy.** Return to an Order of the House of the 9th December, 1912, for a copy of all charges, correspondence, letters, telegrams and other documents relating to the dismissal of Dominique Boudrot, buoy contractor, at Petit de Grat, Richmond County, N.S. Presented 17th January, 1913.—*Mr. Kyte.Not printed.*

CONTENTS OF VOLUME 27—*Continued.*

- 61zz.** Return to an Order of the House of the 4th December, 1912, for a copy of all charges, correspondence, letters, telegrams and other documents concerning the dismissal of Frederick F. Doucet, keeper of the lighthouse at the entrance of the harbour of Caraquet, County of Gloucester, and the nomination of his successor. Presented 17th January, 1913.—*Mr. Turgeon*.*Not printed.*
- 61aaa.** Return to an Order of the House of the 11th December, 1912, for a copy of all charges, correspondence, letters, telegrams and other documents relating to the dismissal of W. H. Henlow, keeper of storm drum, Liscomb, Guysborough County, N.S. Presented 17th January, 1913.—*Mr. Sinclair*.*Not printed.*
- 61bbb.** Return to an Order of the House of the 4th December, 1912, for a copy of all charges, correspondence, letters, telegrams and other documents relating to the dismissal of David Falconer, lightkeeper at Cariboo Island, County of Pictou. Presented 17th January, 1913.—*Mr. Macdonald*.*Not printed.*
- 61bbb.** Return to an Order of the House of the 4th December, 1912, for a copy of all charges, correspondence, letters, telegrams and other documents relative to the dismissal of M. Wilson Lawlor, harbour commissioner at North Sydney, Nova Scotia, in the riding of North Cape Breton and Victoria, and of the evidence taken and report of investigation held by H. P. Duchemin, in regard to same, and a detailed statement of the expenses of such investigation. Presented 17th January, 1913.—*Mr. McKenzie*.
Not printed.
- 61ddd.** Return to an Order of the House of the 9th December, 1912, for a copy of all charges, correspondence, letters, telegrams and other documents relative to the dismissal of P. J. McDonald, harbour commissioner at North Sydney, Nova Scotia, in the riding of North Cape Breton and Victoria, and of the evidence taken and report of investigation held by H. P. Duchemin, in regard to same, and a detailed statement of the expenses of such investigation. Presented 17th January, 1913.—*Mr. McKenzie*.
Not printed.
- 61eee.** Return to an Order of the House of the 9th December, 1912, for a return showing:
1. The names of all lightkeepers in the Province of Nova Scotia who were dismissed from office or employment since 10th October, 1911, together with the date of each dismissal. Presented 17th January, 1913.—*Mr. Maclean (Halifax)*.*Not printed.*
- 61fff.** Return to an Order of the House of the 4th December, 1912, for a return showing the detail and number of dismissals from public offices in the Department of Marine and Fisheries to this date in the County of Bonaventure, the names of the dismissed occupants, the reasons for their dismissal, the complaints against such officials and a copy of all correspondence with respect to the same, and of all reports of investigations where such were held; as well as a list of the new appointments made by the department, with names, residences, salaries and duties, and a copy of all recommendations of such appointments. Presented 17th January, 1913.—*Mr. Marcil (Bonaventure)*.
Not printed.
- 61ggg.** Return to an Order of the House of the 9th December, 1912, for a copy of all charges, correspondence, letters, telegrams and other documents relating to the dismissal of H. L. Tory, fishery officer at Guysborough, Guysborough County, N.S., and of all evidence taken, and report of investigation held by H. P. Duchemin, in regard to the same; also a detailed statement of the expenses of the investigation. Presented 17th January, 1913.—*Mr. Sinclair*.*Not printed.*
- 61hhh.** Return to an Order of the House of the 4th December, 1912, for a copy of all charges, correspondence, letters, telegrams, and other documents in the possession of the Department of Marine and Fisheries relating to the dismissal of John W. Davis, fishery officer, Guysborough, N.S. Presented 17th January, 1913.—*Mr. Sinclair*.
Not printed.

 CONTENTS OF VOLUME 27—*Continued.*

- 61jjj.** Return to an Order of the House of the 4th December, 1912, for a copy of all charges, correspondence, letters, telegrams and other documents relating to the dismissal of Martin Bourque, lightkeeper at River Bourgeois, Richmond County, N.S., and of the evidence taken and of the report of the investigation held by H. P. Duchemin in regard to the same, and a detailed statement of the expenses of such investigation; and a copy of all papers relating to the appointment of his successor. Presented 17th January, 1913.—*Mr. Kyte*.. . . .*Not printed.*
- 61jjj.** Return to an Order of the House of the 4th December, 1912, for a copy of all charges, correspondence, letters, telegrams and other documents relating to the dismissal of Frederick Poirier, buoy contractor, at Descouse, Richmond County, N.S. Presented 17th January, 1913.—*Mr. Kyte*.. . . .*Not printed.*
- 61kkk.** Return to an Order of the House of the 4th December, 1912, for a copy of all papers, letters, telegrams and petitions for and against the dismissal of Dr. George Pinault, as medical health officer of the Mic-Mac Indian reserve, at Ste. Anne de Restigouche, Bonaventure County, Quebec, and of all documents relating to the appointment of a successor, with the name, residence, salary and duties of the new appointee. Presented 20th January, 1913.—*Mr. Marcil*.. . . .*Not printed.*
- 61lll.** Return to an Order of the House of the 1st April, 1912, for a copy of all papers, letters, &c., concerning the dismissal of Frederick Veit, employed by the Department of Marine and Fisheries in the County of Gaspé. Presented 20th January, 1913.—*Mr. Lemieux*.. . . .*Not printed.*
- 61mmm.** Return to an Order of the House of the 1st April, 1912, for a copy of all letters, petitions, complaints, declarations and other documents in the possession of the Department of Marine and Fisheries, relating to the dismissal of Mr. Alfred Lalonde, employed in the warehouse of the Government yards at St. Joseph de Sorel and the appointment of his successor. Presented 20th January, 1913.—*Mr. Cardin*..*Not printed.*
- 61nnn.** Return to an Order of the House of the 1st April, 1912, for a copy of all letters, telegrams, complaints or other papers or documents in the possession of the Government or any department thereof, relating to the dismissal of James Webber, lightkeeper, Tor Bay Point, N.S. Presented 20th January, 1913.—*Mr. Sinclair*..
Not printed.
- 61ooo.** Return to an Order of the House of the 1st April, 1912, for a copy of all documents, letters, inquiries, reports, evidence, &c., relating to the dismissal or the resignation of Baptiste Desjardins as lighthouse keeper at Kamouraska. Presented 20th January, 1913.—*Mr. Lapointe (Kamouraska)*.. . . .*Not printed.*
- 61ppp.** Return to an Order of the House of the 4th December, 1912, for a copy of all correspondence, letters, telegrams and other documents relating to the dismissal of Angus Smith, pilot on the steamer *Earl Grey*, and also of all the evidence taken at the latest investigation held in regard to the said complaints, and of the report of the investigation with regard to the same. Presented 20th January, 1913.—*Mr. Macdonald*..
Not printed.
- 61qqq.** Return to an Order of the House of the 9th December, 1912, for a copy of all charges, correspondence, letters, telegrams and other documents relating to the dismissal of Michael J. Sampson, lightkeeper at Lower L'Ardoise, Richmond County, N.S. Presented 20th January, 1913.—*Mr. Kyte*.. . . .*Not printed.*
- 61rrr.** Return to an Order of the House of the 9th December, 1912, for a copy of all charges, correspondence, letters, telegrams and other documents relative to the dismissal of William Hackett, harbour commissioner at North Sydney, Nova Scotia, in the riding

CONTENTS OF VOLUME 27—*Continued.*

- of North Cape Breton and Victoria, and of the evidence taken and report of investigation held by H. P. Duchemin in regard to same, and a detailed statement of the expenses of such investigation. Presented 20th January, 1913.—*Mr. McKeezie*.
Not printed.
- 61sss.** Return to an Order of the House of the 9th December, 1912, for a copy of all correspondence and other documents in the possession of the Department of Marine and Fisheries relating to the dismissal of Hormidas Lacasse, as wharfinger on the government wharf at Wendover, County of Prescott, Ontario, and the appointment of his successor. Presented 20th January, 1913.—*Mr. Proulx*.*Not printed.*
- 61ttt.** Return to an Order of the House of the 9th December, 1912, for a copy of all documents, papers, evidence and correspondence, relating to the dismissal of Geoffrey Gorman, coxswain of the lifeboat station at Herring Cove, Halifax County, N.S. Presented 20th January, 1913.—*Mr. Maclean (Halifax)*.*Not printed.*
- 61uuu.** Return to an Order of the House of the 10th December, 1912, for a copy of all charges, correspondence, letters, telegrams and other documents relating to the dismissal of Captain George Wetmore, harbour master at Yarmouth, Yarmouth County, N.S., and the same information regarding the appointment of Captain Wetmore's successor, and of all evidence taken and report of investigation held by Charles Laro in regard to the same, also a detailed statement of expenses of such investigation. Presented 20th January, 1913.—*Mr. Law*.*Not printed.*
- 61vvv.** Return to an Order of the House of the 11th December, 1912, for a copy of all charges, correspondence, letters, telegrams and other documents relating to the dismissal of Stanley Henlow, lightkeeper at Liscomb, Guy-borough County, N.S., and of evidence taken and report of investigation held by H. P. Duchemin in regard to the same; also a detailed statement of the expenses of such investigation. Presented 20th January, 1913.—*Mr. Sinclair*.*Not printed.*
- 61www.** Return to an Order of the House of the 11th December, 1912, for a copy of all charges, correspondence, letters, telegrams and other documents relating to the dismissal of H. C. V. LeVatte, fishery officer at Louisbourg, Cape Breton South, N.S., and of the evidence taken and reports of investigations held by H. P. Duchemin, in regard to the same. Presented 20th January, 1913.—*Mr. Carroll*.*Not printed.*
- 61xxx.** Return to an Order of the House of the 11th December, 1912, for a copy of all charges, correspondence, letters, telegrams and other documents relating to the dismissal of Elias M. Boudrot, keeper of storm signal at Petit de Grat, Richmond County, N.S., and of the evidence taken and report of investigation held by H. P. Duchemin in regard to the same and a detailed statement of the expenses of such investigation, and a copy of all papers relating to the appointment of his successor. Presented 20th January, 1913.—*Mr. Kyte*.*Not printed.*
- 61yyy.** Return to an Order of the House of the 10th December, 1912, for a return of all charges, correspondence, letters, telegrams and other documents relating to the dismissal of A. B. Cox, Superintendent of Reduction Works at Causo, Guysborough County, N.S., and of all evidence taken and report of investigation held by H. P. Duchemin in regard to the same; also a detailed statement of the expenses of such investigation. Presented 20th January, 1913.—*Mr. Kyte*.*Not printed.*
- 61zzz.** Return to an Order of the House of the 9th December, 1912, for a copy of all complaints and charges made against Jeffrey Crespo, sub-collector of Customs at Harbour au Bouche, Antigonish County, Nova Scotia, and of all letters, telegrams, correspondence and reports relating in any way to his dismissal and the appointment of a successor. Presented 20th January, 1913.—*Mr. Chisholm (Antigonish)*.
Not printed.

 CONTENTS OF VOLUME 27—*Continued.*

- 61aaaa.** Return to an Order of the House of the 9th December, 1912, for a copy of all letters, papers, charges and correspondence between the Department of Customs and all other persons regarding the dismissal from office of Thomas Cameron, preventive officer at Andover, N.B., and also of all evidence and reports thereon with reference to the dismissal of the said officer. Presented 20th January, 1913.—*Mr. Michaud.*
Not printed.
- 61bbbb.** Return to an Order of the House of the 11th December, 1912, for a copy of all charges, correspondence, letters, telegrams and other documents relating to the dismissal of L. W. Pye, customs officer at Liscomb, Guysborough County, N.S., and of all evidence taken and reports of investigation held by H. P. Duchemin in regard to the same; also a detailed statement of the expenses of such investigation. Presented 20th January, 1913.—*Mr. Sinclair.**Not printed.*
- 61cccc.** Return to an Order of the House of the 9th December, 1912, for a copy of all complaints, accusations, inquiries, reports, correspondence, and of all documents relating to the dismissal of Lucien O. Thisdale, a customs employee at Valleyfield, Quebec, and the appointment of his successor. Presented 20th January, 1913.—*Mr. Papineau.*
Not printed.
- 61dddd.** Return to an Order of the House of the 11th December, 1912, for a copy of all letters, telegrams, correspondence, reports, and other documents relating to the dismissal of Alexander Macdonald of Doctor's Brook, Antigonish County, as sub-collector of customs. Presented 20th January, 1913.—*Mr. Chisholm (Antigonish).*
Not printed.
- 61eeee.** Return to an Order of the House of the 9th December, 1912, for a copy of all charges, correspondence, letters, telegrams, and other documents relative to the dismissal of Henry Cann, customs official and preventive officer at North Sydney, Nova Scotia, in the riding of North Cape Breton and Victoria. Presented 20th January, 1913.—*Mr. McKenzie.**Not printed.*
- 61ffff.** Return to an Order of the House of the 10th December, 1912, for a copy of all documents concerning the dismissal of Charles Mennier, customs preventive officer at Marieville, Quebec. Presented 20th January, 1913.—*Mr. Lemieux.**Not printed.*
- 61gggg.** Return to an Order of the House of the 5th December, 1912, for a copy of all charges, correspondence, letters, telegrams, instructions, minutes of evidence taken and had on any inquiry investigation had, held or taken, and of all other papers and documents relating to the dismissal of George H. Cochrane, Collector of Customs at the Port of Moncton, New Brunswick; together with a copy of all letters and other correspondence between the Honourable Minister of Customs, and the member representing the County of Westmorland, New Brunswick, in this House, and of all letters, papers, telegrams, recommendations, appointments, or other papers and documents relating to the appointment of a collector of customs to succeed the said George H. Cochrane. Presented 20th January, 1913.—*Mr. Emmerson.**Not printed.*
- 61hhhh.** Return to an Order of the House of the 22nd January, 1912, for a copy of all correspondence, documents, recommendations and reports respecting the dismissal of C. Michaud, postmaster at St. Germain, Kamouraska, and the appointment of his successor. Presented 20th January, 1913.—*Mr. Lapointe (Kamouraska).**Not printed.*
- 61iiii.** Return to an Order of the House of the 25th March, 1912, for a copy of all letters, telegrams and other documents, and of all complaints or accusations relating in any manner to the dismissal of Mr. Emile Archambault, letter carrier of Montreal, and a copy of the inquiry, and of the report of the inquiry held. Presented 20th January, 1913.—*Mr. Séguin.**Not printed.*

 CONTENTS OF VOLUME 27—Continued.

- 61jjj.** Return to an Order of the House of the 9th December, 1912, for a copy of all charges, correspondence, letters, telegrams and other documents relating to the dismissal of Norman Morrison, postmaster at Ferguson's Lake, Richmond County, N.S. Presented 21st January, 1913.—*Mr. Kyte*... ..*Not printed.*
- 61kkk.** Return to an Order of the House of the 9th December, 1912, for a copy of all charges, correspondence, letters, telegrams and other documents relating to the dismissal of D. J. McKillop, postmaster at McKillop, Richmond County, N.S. Presented 21st January, 1913.—*Mr. Kyte*... ..*Not printed.*
- 61lll.** Return to an Order of the House of the 22nd January, 1912, for a copy of all correspondence, papers and reports in connection with the investigation recently held at the Ste. Agathe post office, County of Terrebonne. Presented 21st January, 1913.—*Mr. Lamieux*... ..*Not printed.*
- 61mmm.** Return to an Order of the House of the 11th December, 1912, for a copy of all charges, correspondence, letters, telegrams and other documents relating to the dismissal of Bertie Boudrot, lightkeeper at Poulamon, Richmond County, N.S., and of the evidence taken and reports of investigation held by H. P. Duchemin in regard to the same, and a detailed statement of the expenses of such investigation, and a copy of all papers relating to the appointment of his successor. Presented 22nd January, 1913.—*Mr. Kyte*... ..*Not printed.*
- 61nnn.** Return to an Order of the House of the 1st April, 1912, for a copy of all letters, telegrams and other documents and of all complaints, accusations and requests for inquiry, relating in any manner to the lighthouse keepers of Repentigny, P.Q., Messrs. Leon Rivest, J. B. Lachapelle and Louis Dubois, since 21st September last; also a copy of the inquiry and the report of the inquiry held in the matter. Presented 22nd January, 1913.—*Mr. Seguin*... ..*Not printed.*
- 61ooo.** Return to an Order of the House of the 9th December, 1912, for a copy of all papers, documents, telegrams, letters, &c., relating to the dismissal of L. P. Carignan, forest ranger in the constituency of Champlain, Quebec. Presented 24th January, 1913.—*Mr. Maclean (Halifax)*... ..*Not printed.*
- 61ppp.** Return to an Order of the House of the 5th December, 1912, for a copy of all correspondence, complaints, petitions, memoranda, notes of evidence, letters, reports of investigations and other documents in the possession of the Department of Customs, relating to the dismissal of James S. Harvey, preventive officer, New Richmond, Quebec; W. L. Kempfner, preventive officer at Paspébiac, Quebec; J. Herbert Sweetman, preventive officer at Port Daniel, Quebec; J. B. Le Blanc, preventive officer, at Carleton, Quebec; J. Nadeau, preventive officer, Nouvelle, Quebec, as well as a copy of all recommendations made regarding the appointment of their various successors and the names, salaries, duties and residences, with a copy of their instructions. Presented 24th January, 1913.—*Mr. Marcell*... ..*Not printed.*
- 61qqq.** Return to an Order of the House of the 9th December, 1912, for a copy of all charges, correspondence, letters, telegrams, and other documents relative to the dismissal of William Marsh, preventive officer at Little Pond, Sydney Mines, in the riding of North Cape Breton and Victoria. Presented 24th January, 1913.—*Mr. McKenzie*... ..*Not printed.*
- 61rrr.** Return to an Order of the House of the 9th December, 1912, for a copy of all papers, letters, telegrams, and petitions, for and against the dismissal of Duncan McDonald, preventive officer of customs at Athelstan, County of Huntingdon; also a copy of the report of investigation and evidence submitted to investigating commissioner. Presented 24th January, 1913.—*Mr. Robb*... ..*Not printed.*

 CONTENTS OF VOLUME 27—Continued.

- 61ssss.** Return to an Address to His Royal Highness the Governor General of the 11th December, 1912, for a copy of all papers, documents, orders in council, telegrams, letters, &c., relating to the dismissal from office of Lemuel Bent, late Collector of Customs at Oxford, N.S. Presented 24th January 1913.—*Mr. Maclean (Halifax)*.
Not printed.
- 61tttt.** Return to an Order of the House of the 11th December, 1912, for a copy of all charges, correspondence, letters, telegrams and other documents relating to the dismissal of Pascal Poirier, Collector of Customs at Descouse, Richmond County, N.S., and of the evidence taken and reports of investigation held by H. P. Duchemin in regard to the same and a detailed statement of the expenses of such investigation; and a copy of all papers relating to the appointment of his successor. Presented 24th January, 1913.—*Mr. Kyte*.Not printed.
- 61uuuu.** Return to an Order of the House of the 4th December, 1912, for a copy of all correspondence, letters, telegrams, reports and other documents concerning the dismissal of Donald J. Hachey, Collector of Customs at Bathurst, County of Gloucester, and the appointment of his successor. Presented 24th January, 1913.—*Mr. Turgeon*.
Not printed.
- 61rrrr.** Return to an Address to His Royal Highness the Governor General of the 4th December, 1912, for a copy of all correspondence, orders in council, and all other papers or documents in any way relating to the dismissal of John Maher, from the service of the Customs Department at Montreal. Presented 24th January, 1913.—*Mr. Murphy*.Not printed.
- 61wwww.** Return to an Order of the House of the 11th December, 1912, for a copy of all charges, correspondence, letters, telegrams and other documents relating to the dismissal of Peter Fongère, preventive and customs officer at Petit de Grat, Richmond county, N.S., and of the evidence taken and report of investigation held by H. P. Duchemin, in regard to the same, and a detailed statement of the expenses of such investigation; and a copy of all papers relating to the appointment of his successor. Presented 24th January, 1913.—*Mr. Kyte*.Not printed.
- 61zzzz.** Return to an Order of the House of the 9th December, 1912, for a copy of all charges, correspondence, letters, telegrams and other documents relating to the dismissal of James Grantmyre, preventive officer at Little Bras D'or, N.S., in the riding of North Cape Breton and Victoria. Presented 24th January, 1913.—*Mr. McKenzie*.
Not printed.
- 61yyyy.** Return to an Order of the House of the 15th January, 1913, for a return showing all the employees on the Soulanges Canal who have been dismissed from their duties since the 21st September, 1911, by whom each of these employees has been replaced, and for what causes were they dismissed. Presented 27th January, 1913.—*Mr. Byce*.Not printed.
- 61zzzz.** Return to an Order of the House of the 15th January, 1913, for a copy of all letters, documents, telegrams, reports, correspondence and recommendations in any way relating to the dismissal of Andrew Melville, locktender at Cardinal, Ontario. Presented 27th January, 1913.—*Mr. Proulx*.Not printed.
- 61aaaa.** Return to an Order of the House of 15th January, 1913, for a copy of all letters, documents, telegrams, reports, correspondence and recommendations in any way relating to the dismissal of George Short, canal bridgetender at Cardinal, Ontario. Presented 27th January, 1913.—*Mr. Guthrie*.Not printed.

CONTENTS OF VOLUME 27—*Continued.*

- 61bbbb.** Return to an Order of the House of the 15th January, 1913, for a copy of all letters, documents, telegrams, reports, correspondence and recommendations in any way relating to the dismissal of N. Broderick, locktender at Cardinal, Ontario. Presented 27th January, 1913.—*Mr. McMillan*.*Not printed.*
- 61cccc.** Return to an Order of the House of the 15th January, 1913, for a copy of all letters, documents, telegrams, reports, correspondence and recommendations in any way relating to the dismissal of Thomas McLatchie, locktender at Cardinal, Ontario. Presented 27th January, 1913.—*Mr. Graham*.*Not printed.*
- 61dddd.** Return to an Order of the House of the 15th January, 1913, for a copy of all letters, documents, telegrams, reports, correspondence and recommendations in any way relating to the dismissal of Elgin McLaughlin, locktender at Cardinal, Ontario. Presented 27th January, 1913.—*Mr. Emmerson*.*Not printed.*
- 61eeee.** Return to an Order of the House of the 15th January, 1913, for a copy of all letters, documents, telegrams, reports, correspondence and recommendations in any way relating to the dismissal of Robert Robertson, locktender at Cardinal, Ontario. Presented 27th January, 1913.—*Mr. Lemieux*.*Not printed.*
- 61ffff.** Return to an Order of the House of the 15th January, 1913, for a copy of all letters, documents, telegrams, reports, correspondence and recommendations in any way relating to the dismissal of William L. Gladstone, locktender at Cardinal, Ontario. Presented 27th January, 1913.—*Mr. Pugsley*.*Not printed.*
- 61gggg.** Return to an Order of the House of the 15th January, 1913, for a copy of all letters, documents, telegrams, reports, correspondence and recommendations in any way relating to the dismissal of Byron VanCamp, locktender at Cardinal, Ontario. Presented 7th January, 1913.—*Mr. Murphy*.*Not printed.*
- 61hhhh.** Return to an Order of the House of the 15th January, 1913, for a copy of all letters, documents, telegrams, reports, correspondence and recommendations in any way relating to the dismissal of Samuel English, canal bridge tender at Cardinal, Ontario. Presented 27th January, 1913.—*Mr. Carvell*.*Not printed.*
- 61iiii.** Return to an Order of the House of the 15th January, 1913, for a copy of all letters, documents, telegrams, reports, correspondence and recommendations in any way relating to the dismissal of Edward F. Moran, locktender at Cardinal, Ontario. Presented 27th January, 1913.—*Mr. Oliver*.*Not printed.*
- 67jjjj.** Return to an Order of the House of the 9th December, 1912, for a copy of all letters, correspondence, documents and reports relating to the dismissal of William R. Fougere, of Frankville, Antigonish County, N.S., a sectionman on the Intercolonial railway, and for a statement in detail of the expenses connected with the investigations of the charges against him. Presented 27th January, 1913.—*Mr. Chisholm (Antigonish)*.*Not printed.*
- 61kkkk.** Return to an Order of the House of the 9th December, 1912, for a copy of all letters, correspondence, documents and reports relating to the dismissal of John Melanson, of Afton, Antigonish County, N.S., a sectionman on the Intercolonial railway, and for a statement in detail of the expenses connected with the investigation of the charges against him. Presented 27th January, 1913.—*Mr. Chisholm (Antigonish)*.*Not printed.*
- 61llll.** Return to an Order of the House of the 11th December, 1912, for a copy of all charges, correspondence, letters, telegrams and other documents relating to the dismissal of Ronald D. McDonald, fishery overseer, at Broad Cove, Inverness County, Nova Scotia, and of the evidence taken and report of investigation held by H. P. Duchemin in regard to the same; also a detailed statement of the expenses of such investigation. Presented 27th January, 1913.—*Mr. Chisholm (Inverness)*.*Not printed.*

CONTENTS OF VOLUME 27—*Continued.*

- 51mmmmm.** Return to an Order of the House of the 11th December, 1912, for a copy of all charges, correspondence, letters, telegrams and other documents relating to the dismissal of John McLean, fishery officer at Gabarouse, Cape Breton South, N.S., and of evidence taken and reports of investigations held by H. P. Duchemin, in regard to the same. Presented 27th January, 1913.—*Mr. Carroll*.*Not printed.*
- 61nnnnn.** Return to an Order of the House of the 9th December, 1912, for a copy of all charges, correspondence, letters, telegrams and other documents relative to the dismissal of A. R. Forbes, fishery overseer at North Sydney, Nova Scotia in the riding of North Cape Breton and Victoria, and of the evidence taken and report of investigation held by H. P. Duchemin, in regard to same, and a detailed statement of the expenses of such investigation. Presented 27th January, 1913.—*Mr. McKenzie*.
Not printed.
- 61ooooo.** Return to an Order of the House of the 15th January, 1913, for a copy of all correspondence, letters, telegrams, complaints, petitions, and other documents concerning the dismissal of Sebastien Savoie, superintendent of the lobster hatchery at Shippigan, Gloucester County, N.B., and the appointment of his successor. Presented 27th January, 1913.—*Mr. Turgeon*.*Not printed.*
- 61ppppp.** Return to an Order of the House of the 9th December, 1912, for a copy of all charges, correspondence, letters, telegrams and other documents relating to the dismissal of D. S. Hendsbee, weigher, reduction works, Canso, Guysborough County, N.S., and of all evidence taken and report of investigation held by H. P. Duchemin in regard to the same; also a detailed statement of the expenses of such investigation. Presented 27th January, 1913.—*Mr. Sinclair*.*Not printed.*
- 61qqqqq.** Return to an Order of the House of the 11th December, 1912, for a copy of all charges, correspondence, letters, telegrams and other documents relative to the dismissal of M. Muce, lightkeeper at Cheticamp Island, Inverness County, Nova Scotia, and of the evidence taken and report of investigation held by H. P. Duchemin in regard to the same; also a detailed statement of the expenses of such investigation. Presented 29th January, 1913.—*Mr. Chisholm (Inverness)*.*Not printed.*
- 61rrrrr.** Return to an Order of the House of the 15th January, 1913, for a copy of all papers, documents, telegrams, reports, correspondence and recommendations in any way relating to the dismissal of Dr. J. D. R. Williams, collector of canal tolls at Cardinal, Ontario, and of the appointment of his successor. Presented 30th January, 1913.—*Mr. McMillan*.*Not printed.*
- 61sssss.** Return to an Order of the House of the 15th January, 1913, for a copy of all papers, letters, telegrams, evidence and other documents regarding the dismissal of John W. Bohan, preventive officer at Bath, Carleton County, N.B. Presented 3rd February, 1913.—*Mr. Carvell*.*Not printed.*
- 61ttttt.** Return to an Order of the House of the 15th January, 1913, for a copy of all papers, documents, correspondence, &c., relating to the dismissal of J. V. Smith, sub-collector of customs at Wood's Harbour, Shelburne County, N.S. Presented 3rd February, 1913.—*Mr. Law*.*Not printed.*
- 61uuuuu.** Return to an Order of the House of the 15th January, 1913, for a copy of all papers, letters, telegrams, evidence and other documents regarding the dismissal of John Y. Fleming, customs officer at Debec, Carleton County, N.B. Presented 3rd February, 1913.—*Mr. Carvell*.*Not printed.*
- 61vvvvv.** Return to an Order of the House of the 15th January, 1913, for a copy of all papers, letters, telegrams, evidence and other documents regarding the dismissal of Matthias Meagher, preventive officer at Debec, Carleton County, N.B. Presented 3rd February, 1913.—*Mr. Carvell*.*Not printed.*

 CONTENTS OF VOLUME 27—*Continued.*

- 61vvvvv.** Return to an Order of the House of the 9th December, 1912, for a copy of all correspondence, letters, telegrams, complaints, and of the evidence given at investigation, if one was held, relating to the dismissal of Mr. A. J. Gosselin, acting preventive officer of customs at St. Albans, Vermont, through the port of St. Armand, County of Missisquoi. Presented 4th February, 1913.—*Mr. Kay*... ..*Not printed.*
- 61xxxxx.** Return to an Order of the House of the 4th December, 1912, for a copy of all papers, letters, telegrams, and petitions for and against the dismissal of James W. Bannon, preventive officer of customs at St. Agnes de Dundee, County of Huntingdon also a copy of the report of investigation and evidence, if any, submitted to investigating commissioner. Presented 4th February, 1913.—*Mr. Robb*... ..*Not printed.*
- 61yyyyy.** Return to an Order of the House of the 4th December, 1912, for a return showing the number of postmasters that have been dismissed in the County of Pictou since 1st October, 1911; the names of the postmasters who have been appointed to succeed them; the causes of the dismissals and all complaints and correspondence with respect to same, and of all reports of investigation where investigations have been held. Presented 4th February, 1913.—*Mr. Macdonald*... ..*Not printed.*
- 61zzzzz.** Return to an Address to His Royal Highness the Governor General of the 4th December, 1912, for a copy of all correspondence, orders in council, and all other papers or documents in any way relating to the dismissal of James Murphy from the position of postmaster at Tweed, Ontario. Presented 4th February, 1913.—*Mr. Murphy*... ..*Not printed.*
- 61 (6a).** Return to an Order of the House of the 15th January, 1913, for a copy of all letters, documents, telegrams, reports, correspondence and recommendations in any way relating to the dismissal of H. B. Easton, immigration agent at Prescott, Ontario. Presented 4th February, 1913.—*Mr. Murphy*... ..*Not printed.*
- 61 (6b).** Return to an Order of the House of the 15th January, 1913, for a copy of all letters, documents, telegrams, reports, correspondence and recommendations in any way relating to the dismissal of B. Hughes, immigration agent at Prescott, Ontario. Presented 4th February, 1913.—*Mr. Oliver*... ..*Not printed.*
- 61 (6c).** Return to an Order of the House of the 15th January, 1913, for a copy of all letters, documents, telegrams, reports, correspondence and recommendations in any way relating to the dismissal of George Walsh, immigration agent at Prescott, Ontario. Presented 4th February, 1913.—*Mr. Oliver*... ..*Not printed.*
- 61 (6d).** Return to an Order of the House of the 15th January, 1913, for a copy of all papers, letters, telegrams, evidence and other documents regarding the dismissal of Newton S. Dow, immigration agent at McAdam Junction, York County, N.B. Presented 4th February, 1913.—*Mr. Carvell*... ..*Not printed.*
- 61 (6e).** Return to an Order of the House of the 15th January, 1913, for a copy of all papers, letters, telegrams, evidence and other documents regarding the dismissal of Oliver Hemphill, immigration agent at Debec, Carleton County, N.B. Presented 4th February, 1913.—*Mr. Carvell*... ..*Not printed.*
- 61 (6f).** Return to an Order of the House of the 9th December, 1912, for a copy of all charges, correspondence, letters, telegrams and other documents relating to the dismissal of Martin Johnston, preventive officer at Rea Islands, Richmond County, N.S. Presented 6th February, 1913.—*Mr. Kyte*... ..*Not printed.*

 CONTENTS OF VOLUME 27—Continued.

- 61 (6g). Return to an Order of the House of the 10th December, 1912, for a copy of all correspondence, letters, telegrams and other documents respecting the dismissal of J. E. Phaneuf, postmaster of St. Hugues, County of Bagot. Presented 6th February, 1913.—*Mr. Marcile*... ..*Not printed*
- 61 (6h). Return to an Order of the House of the 9th December, 1912, for a copy of all charges, correspondence, letters, telegrams and other documents relating to the dismissal of Murdock McCutcheon, postmaster at Sonora, Guysborough County, N.S., and of all evidence taken and report of investigation held by Mr. H. P. Duchemin, in regard to the same; also a detailed statement of the expenses of such investigation. Presented 6th February, 1913.—*Mr. Sinclair*... ..*Not printed*
- 61 (6i). Return to an Order of the House of the 15th January, 1913, for a copy of all charges, correspondence, letters, telegrams and other documents relative to the dismissal of Duncan Gillies, fishery overseer at Baddeck, C.B., in the riding of North Cape Breton and Victoria, and of the evidence taken and report of investigation held by H. P. Duchemin, in regard to same, and a detailed statement of the expenses of such investigation. Presented 7th February, 1913.—*Mr. McKenzie*... ..*Not printed*.
- 61 (6j). Return to an Order of the House of the 9th December, 1912, for a copy of all complaints, accusations, correspondence, petitions and of all documents and reports respecting the dismissal of Antonio Leduc, postmaster of St. Timothée, in the County of Beauharnois and the appointment of his successor. Presented 7th February, 1913.—*Mr. Papineau*... ..*Not printed*.
- 61 (6k). Return to an Address to His Royal Highness the Governor General of the 4th December, 1912, for a copy of the recommendation to council, the order in council, all correspondence with the government or any member thereof, and of all letters, documents and papers in any way connected with the dismissal of Charles Arthur Bowman from the engineering branch of the Department of Railways and Canals.—*Mr. Clark (Red Deer)*... ..*Not printed*.
- 61 (6l). Return to an Order of the House of the 29th January, 1913, for a copy of all papers, documents, evidence, reports, letters, correspondence, &c., relating to the dismissal of Elnathan D. Smith, fishery overseer, Shag Harbour, Shelburne County, N.S. Presented 11th February, 1913.—*Mr. Law*... ..*Not printed*.
- 61 (6m). Return to an Order of the House of the 15th January, 1913, for a copy of all charges, correspondence, letters, telegrams and other documents relative to the dismissal of Donald McAulay, lightkeeper, Plaister, Baddeck Bay, C.B., riding of North Cape Breton and Victoria, and of the evidence taken and reports of investigation held by H. P. Duchemin in regard to the same, and a detailed statement of the expenses of such investigation. Presented 11th February, 1913.—*Mr. McKenzie*.
Not printed.
- 61 (6n). Return to an Order of the House of the 29th January, 1913, for a copy of all papers, documents, letters, correspondence, &c., relating to the dismissal of John Fredericks, lightkeeper at East Jordan, Shelburne County, N.S. Presented 11th February, 1913.—*Mr. Law*... ..*Not printed*.
- 61 (6o). Return to an Order of the House of the 29th January, 1913, for a copy of all papers, documents, letters, correspondence, &c., relating to the dismissal of John Fredericks, wharfinger at East Jordan, Shelburne County, N.S. Presented 11th February, 1913.—*Mr. Law*... ..*Not printed*.

 CONTENTS OF VOLUME 27—*Continued.*

- 61 (6p).** Return to an Order of the House of the 29th January, 1913, for a copy of all papers, documents, letters, correspondence, &c., relating to the dismissal of John C. Morrison, harbour master at Shelburne, N.S. Presented 11th February, 1913.—*Mr. Maclean (Halifax)*. *Not printed.*
- 61 (6q).** Return to an Order of the House of the 15th January, 1913, for a copy of all charges, correspondence, letters, telegrams and other documents relative to the dismissal of Captain Roderick McDonald, tide waiter, at Big Bras D'Or, riding of North Cape Breton and Victoria, N.S., and of the evidence taken and reports of investigation held by H. P. Duchemin in regard to the same, and a detailed statement of the expenses of such investigation. Presented 11th February, 1913.—*Mr. McKenzie*. *Not printed.*
- 61 (6r).** Return to an Order of the House of the 15th January, 1913, for a copy of all charges, correspondence, letters, telegrams and other documents relative to the dismissal of James Maloney, customs officer at Dingwall, riding of North Cape Breton and Victoria, N.S., and of the evidence taken and reports of investigation held by H. P. Duchemin in regard to the same, and a detailed statement of the expenses of such investigation. Presented 11th February, 1913.—*Mr. McKenzie*. *Not printed.*
- 61 (6s).** Return to an Order of the House of the 9th December, 1912, for a copy of all charges, correspondence, letters, telegrams and other documents relative to the dismissal of Hugh D. McEachern, customs officer at north side East Bay, Cape Breton, in the riding of North Cape Breton and Victoria, and of the evidence taken and report of investigation held by H. P. Duchemin, in regard to same, and a detailed statement of the expenses of such investigation. Presented 11th February, 1913.—*Mr. McKenzie*. *Not printed.*
- 61 (6t).** Return to an Order of the House of the 29th January, 1913, for a copy of all papers, documents, evidence, reports and correspondence relating to the dismissal of Thos. H. Hall, sub-collector of customs at Sheet Harbour, N.S. Presented 11th February, 1913.—*Mr. Maclean (Halifax)*. *Not printed.*
- 61 (6u).** Return to an Order of the House of the 9th December, 1912, for a copy of all charges, correspondence, letters, telegrams and other documents relative to the dismissal of J. A. McNeil, customs officer at Grand Narrows, Nova Scotia, in the riding of North Cape Breton and Victoria, and of the evidence taken and report of investigation held by H. P. Duchemin, in regard to same, and a detailed statement of the expenses of such investigation. Presented 11th February, 1913.—*Mr. McKenzie*. *Not printed.*
- 61 (6v).** Return to an Order of the House of the 9th December, 1912, for a copy of all charges, correspondence, letters, telegrams and other documents relative to the dismissal of George Burchell, custom house officer at Sydney Mines, Nova Scotia, in the riding of North Cape Breton and Victoria, and of the evidence taken and report of investigation held by H. P. Duchemin, in regard to same, and a detailed statement of the expenses of such investigation. Presented 11th February, 1913.—*Mr. McKenzie*. *Not printed.*
- 61 (6w).** Return to an Order of the House of the 15th January, 1913, for a copy of all papers, documents, telegrams, reports, correspondence and recommendations in any way relating to the dismissal of W. H. Saver, collector of customs at Cardinal, Ont., and the appointment of his successor. Presented 11th February, 1913.—*Mr. McMillan*. *Not printed.*

 CONTENTS OF VOLUME 27—*Continued.*

- 61 (6x).** Return to an Order of the House of the 9th December, 1912, for a copy of all charges, correspondence, telegrams and other documents relative to the dismissal of Captain George Livingstone, custom officer at Big Bras D'Or, Cape Breton, in the riding of North Cape Breton and Victoria, and of the evidence taken and report of investigation held by H. P. Duchemin, in regard to same and a detailed statement of the expenses of such investigation. Presented 11th February, 1913.—*Mr. McKenzie.*
Not printed.
- 61 (y).** Return to an Order of the House of the 10th December, 1912, for a copy of all correspondence, reports and other documents and papers relating to the dismissal of H. Lacasse, as postmaster at Wendover, County of Prescott, Ontario, and the appointment of his successor. Presented 13th February, 1913.—*Mr. Proulx.* . . . *Not printed.*
- 61 (6z).** Return to an Order of the House of the 9th December, 1912, for a copy of all correspondence and other papers connected with the removal of Harry A. Drigg, from the position of postmaster at Grasse Lake, Alberta. Presented 13th February, 1913.—*Mr. Buchanan.* *Not printed*
- 61 (7a).** Return to an Address to His Royal Highness the Governor General of the 9th December, 1912, for a copy of all papers, memoranda, orders in council, and correspondence relating to the dismissal of A. H. Stratton, late postmaster at Peterborough, Ont. Presented 17th February, 1913.—*Mr. Maclean (Halifax).*
Not printed
- 61 (7b).** Return to an Order of the House of the 10th December, 1912, for a copy of all charges, correspondence, letters, telegrams and other documents relating to the dismissal of Henry Burrell, postmaster, Yarmouth North, Yarmouth County, N.S., and the same information regarding the appointment of Henry Burrell's successor, and of the evidence taken and report of investigation held by Charles Lane in regard to the same, also a detailed statement of expenses of such investigation. Presented 18th February, 1913.—*Mr. Law.* *Not printed.*
- 61 (7c).** Return to an Order of the House of the 4th December, 1912, for a return showing all the postmasters dismissed by the present government in the County of Gloucester, the names of such persons, the reasons for their dismissal, nature of the charges made against them; also a copy of all correspondence connected with it, and reports of investigations in cases where such investigations were instituted. Presented 18th February, 1913.—*Mr. Turgeon.* *Not printed.*
- 61 (7d).** Return to an Order of the House of the 10th December, 1912, for a copy of all charges, correspondence, letters, telegrams and other documents relating to the dismissal of Dr. Charles A. Webster, port physician at Yarmouth, County of Yarmouth, N.S., and the same information regarding the appointment of Dr. Webster's successor. Presented 18th February, 1913.—*Mr. Law.* *Not printed*
- 61 (7e).** Return to an Order of the House of the 29th January, 1913, for a copy of all letters, papers, charges and correspondence between the Department of Marine and Fisheries and all other persons, regarding the dismissal of Jos. Lord, keeper of light-houses at Pointe à la Mule on the River Richelieu, Parish of St. Blaise, County of Saint Jean and Iberville and of all reports thereon with reference to the dismissal of the said Mr. Lord. Presented 19th February, 1913.—*Mr. Demers.* *Not printed.*
- 61 (7f).** Return to an Order of the House of the 15th January, 1913, for a copy of all correspondence, letters, telegrams and petitions concerning the dismissal of Henri Friolet, wharfinger at Caraquet, and Richard Southwood, wharfinger and agent of the Storm Signal Service at Bathurst, Gloucester County, N.B., and the appointment of their successors. Presented 19th February, 1913.—*Mr. Turgeon.* *Not printed.*

 CONTENTS OF VOLUME 27—*Continued.*

- 61 (7g).** Return to an Order of the House of the 4th December, 1912, for a copy of all correspondence, letters, telegrams, reports and other documents, respecting the removal of Joseph L. Robichaud, lighthouse keeper at Miscou, County of Gloucester and the appointment of his successor; also of all correspondence respecting the engagement of the engineer of fog alarm system attached to that station, and the certificates required by the Minister of Marine, showing the competence of that engineer; with the names of the new keeper and of the said engineer and their ages. Presented 19th February, 1913.—*Mr. Turgeon*... ..*Not printed.*
- 61 (7h).** Return to an Order of the House of the 29th January, 1913, for a copy of all charges, correspondence, letters, telegrams and other documents relating to the dismissal of Captain Pope as lighthouse keeper at Scatarie, Cape Breton South, N.S., and of the evidence taken and reports of investigation held by H. P. Duchemin, in regard to the same. Presented 19th February, 1913.—*Mr. Carroll*... ..*Not printed*
- 61 (7i).** Return to an Order of the House of the 29th January, 1913, for a copy of all charges, correspondence, letters, telegrams and other documents relating to the dismissal of Captain W. W. Lewis, as shipping master at Louisburg, Cape Breton South, Nova Scotia, and of evidence taken and reports of investigation held by H. P. Duchemin, in regard to the same. Presented 19th February, 1913.—*Mr. Carroll*... ..*Not printed.*
- 61 (7j).** Return to an Order of the House of the 4th December, 1912, for a return showing the names of postmasters that have been dismissed in the County of Bonaventure since 1st October, 1911; the names of the postmasters who have been appointed to succeed them; the causes of the dismissals and a copy of all complaints and correspondence with respect to same, and of all reports of investigations where such have been held, with the reasons given for not holding any such investigation, when not held. Presented 19th February, 1913.—*Mr. Marcell*... ..*Not printed*
- 61 (7k).** Return to an Order of the House of the 15th January, 1913, for a copy of all charges, correspondence, letters, telegrams and other documents relative to the dismissal of George Hines, lighthouse keeper at South Ingonish, riding of North Cape Breton and Victoria, N.S., and of the evidence taken and reports of investigation held by H. P. Duchemin, in regard to the same, and a detailed statement of the expenses of such investigation. Presented 20th February, 1913.—*Mr. McKenzie*...*Not printed.*
- 61 (7l).** Return to an Order of the House of the 15th January, 1913, for a return showing a list of the lighthouse keepers removed by the present government in the County of Two Mountains, the names of such persons, the reasons for their dismissal, the nature of the complaints made against them; also a copy of all correspondence and petitions relating thereto, and reports of inquiries in the cases, where such have been held; and also the names of their successors. Presented 20th February, 1913.—*Mr. Ethier*... ..*Not printed.*
- 61 (7m).** Return to an Order of the House of the 29th January, 1913, for a copy of all charges, correspondence, letters, telegrams and other documents relative to the dismissal of Archibald McDonald, preventive officer at Mull River, Inverness County, Nova Scotia. Presented 20th February, 1913.—*Mr. Chisholm (Inverness)*...*Not printed.*
- 61 (7n).** Return to an Order of the House of the 29th January, 1913, for a copy of all letters, correspondence on file referring to the dismissal of Donald Chisholm, of Tracadie, in the County of Antigonish, as preventive officer. Presented 20th February, 1913.—*Mr. Chisholm (Antigonish)*... ..*Not printed.*

CONTENTS OF VOLUME 27—Continued.

- 61 (7o).** Return to an Order of the House of the 29th January, 1913, for a copy of all letters, telegrams, reports and other documents relative to the dismissal of Edward C. Humphreys, of Trenton, N.S., as an officer of the Inland Revenue Department and to the appointment of his successor. Presented 20th February, 1913.—*Mr. Macdonald.* *Not printed.*
- 61 (7p).** Return to an Order of the House of the 9th December, 1912, for a copy of all charges, correspondence, letters, telegrams and other documents relative to the dismissal of H. J. Fixott, port physician at Arichat, Richmond County, N.S. Presented 21st February, 1913.—*Mr. Kyte.* *Not printed.*
- 61 (7q).** Return to an Order of the House of the 10th December, 1912, for a copy of all correspondence, letters, telegrams and other documents relating to the dismissal of D. Morin as postmaster of St. Pie de Bagot, County of Bagot. Presented 21st February, 1913.—*Mr. Marcil (Bagot).* *Not printed.*
- 61 (7r).** Return to an Order of the House of the 10th December, 1912, for a copy of all correspondence, investigations and papers generally concerning the dismissal of Ernest Paquin, postmaster of St. Cecile de Levrard, County of Nicolet. Presented 21st February, 1913.—*Mr. Lemieux.* *Not printed.*
- 61 (7s).** Return to an Address to His Royal Highness the Governor General of the 17th February, 1913, for a copy of all complaints and charges made against John R. McDonald, Indian agent at Heatherton, Antigonish County, of the recommendations to council and of the order in council made thereon, and of all letters, correspondence, and documents connected in any way with his dismissal. Presented 25th February, 1913.—*Mr. Chisholm (Antigonish).* *Not printed.*
- 61 (7t).** Return to an Order of the House of the 15th January, 1913, for a copy of all charges, correspondence, letters, telegrams and other documents relative to the dismissal of Joseph Day, customs officer at Little Bras D'Or, C.B., in the riding of North Cape Breton and Victoria, and of the evidence taken and report of investigation held by H. P. Duchemin, in regard to same, and a detailed statement of the expenses of such investigation. Presented 25th February, 1913.—*Mr. McKenzie.* *Not printed.*
- 61 (7u).** Return to an Address to His Royal Highness the Governor General of the 29th January, 1913, for a copy of all complaints against Duncan McLeod, appraiser of customs at Sherbrooke, Province of Quebec, of all information obtained as to his conduct through seizures of goods by special officers of customs and by investigation; of all reports of investigation; of the order in council dismissing said Duncan McLeod; and of all correspondence between him and the Department of Customs. Presented 25th February, 1913.—*Mr. McCrac.* *Not printed.*
- 61 (7v).** Return to an Order of the House of the 17th February, 1913, for a copy of all papers, letters, telegrams, evidence, &c., given at the investigation or investigations, and of reports of such investigations, relating to the dismissal of Edouard D Chiasson, sub-collector of customs at Lamèque, Gloucester County, and the appointment of his successor. Presented 25th February, 1913.—*Mr. Turgeon.* *Not printed.*
- 61 (7w).** Return to an Order of the House of the 15th January, 1913, for a copy of all papers, letters, telegrams, evidence and other documents regarding the dismissal of George F. Briggs, customs officer at McAdam Junction, York County, N.B. Presented 25th February, 1913.—*Mr. Carvell.* *Not printed.*

CONTENTS OF VOLUME 27—Continued.

- 61 (7x).** Return to an Order of the House of the 29th January, 1913, for a copy of all charges, correspondence, letters, telegrams and other documents relating to the dismissal of William A. Duan, lightkeeper at Green Island, Richmond County, Nova Scotia, and of the evidence taken and report of investigation held by H. P. Duchemin, in regard to the same; also a detailed statement of the expenses of such investigation. Presented 25th February, 1913.—*Mr. Kyte*.*Not printed.*
- 61 (7y).** Return to an Order of the House of the 29th January, 1913, for a copy of all papers, charges, correspondence, letters, telegrams and other documents relating to the dismissal of Thomas Cameron, preventive officer at Andover, N.B., and of the evidence taken and reports of investigation held by Mr. E. T. C. Knowles, in connection with the same. Presented 26th February, 1913.—*Mr. Michaud*.*Not printed.*
- 61 (7z).** Return to an Order of the House of the 29th January, 1913, for a copy of all complaints and charges made against Joseph McDonald, late of the customs office at Sydney, Cape Breton, Nova Scotia, and of all letters, telegrams and correspondence relating in any way to his dismissal and the appointment of his successor. Presented 26th February, 1913.—*Mr. Carroll*.*Not printed.*
- 61 (8a).** Return to an Order of the House of the 29th January, 1913, for a copy of all complaints and charges made against Angus McGillivray, late of customs office at Glace Bay, Cape Breton South, Nova Scotia, and of all letters, telegrams and correspondence relating in any way to his dismissal and the appointment of his successor. Presented 26th February, 1913.—*Mr. Carroll*.*Not printed.*
- 61 (8b).** Return to an Order of the House of the 3rd February, 1913, for a copy of all charges, correspondence, letters, telegrams and other documents relative to the dismissal of Roderick Bain, boatman at New Campbellton, riding of North Cape Breton and Victoria, N.S., and of the evidence taken and reports of the investigation held by H. P. Duchemin, in regard to same, with a detailed statement of expenses of such investigation. Presented 26th February, 1913.—*Mr. McKenzie*.*Not printed.*
- 61 (8c).** Return to an Order of the House of the 15th January, 1913, for a copy of all papers, documents, telegrams, reports, correspondence and recommendations in any way relating to the dismissal of W. A. Scott, lockmaster at Cardinal, Ontario, and of the appointment of his successor. Presented 27th February, 1913.—*Mr. McMillan*.*Not printed.*
- 61 (8d).** Return to an Order of the House of the 27th January, 1913, for a copy of all letters, documents, telegrams, reports, correspondence and recommendations in any way relating to the dismissal of Bert Johnson, lockman at Nicholson, Ontario. Presented 27th February, 1913.—*Mr. Turgeon*.*Not printed.*
- 61 (8e).** Return to an Order of the House of the 27th January, 1913, for a copy of all letters, documents, telegrams, reports, correspondence and recommendations in any way relating to the dismissal of John Merrifield, lockmaster at Burritts Rapids, Ont., and the appointment of his successor. Presented 27th February, 1913.—*Mr. Chisholm*.*Not printed.*
- 61 (8f).** Return to an Order of the House of the 15th January, 1913, for a copy of all papers, documents, telegrams, reports, correspondence and recommendations in any way relating to the dismissal of Neil Cummings, lockmaster at Cardinal, Ontario, and of the appointment of his successor. Presented 27th February, 1913.—*Mr. McMillan*.*Not printed.*

CONTENTS OF VOLUME 27—Continued.

- 61 (8g).** Return to an Order of the House of the 29th January, 1913, for a copy of all letters, papers, charges and correspondence between the Department of Railways and Canals and all other persons, regarding the dismissal of Mr. François Chagnon, lockkeeper at Saint Jean, County of Saint Jean and Iberville, and of all reports thereon with reference to the dismissal of the said Mr. Chagnon. Presented 27th February, 1913.—*Mr. Demers*.. . . .*Not printed.*
- 61 (8h).** Return to an Order of the House of the 15th January, 1913, for a copy of all charges, correspondence, letters, telegrams and other documents relative to the dismissal of Neil McNeil, bridge tender, Intercolonial railway, at Grand Narrows in the riding of North Cape Breton and Victoria. Presented 27th February, 1913.—*Mr. McKenzie*.. . . .*Not printed.*
- 61 (8i).** Return to an Order of the House of the 15th January, 1913, for a copy of all charges, correspondence, letters, telegrams and other documents relative to the dismissal of Archibald McKenzie, sectionman, Intercolonial railway, at Grand Narrows, in the riding of North Cape Breton and Victoria. Presented 27th February, 1913.—*Mr. McKenzie*.. . . .*Not printed.*
- 61 (8j).** Return to an Order of the House of the 15th January, 1913, for a copy of all charges, correspondence, letters, telegrams and other documents relative to the dismissal of John Fraser, bridge tender, Intercolonial railway, at Grand Narrows, in the riding of North Cape Breton and Victoria. Presented 27th February, 1913.—*Mr. McKenzie*.. . . .*Not printed.*
- 61 (8k).** Return to an Order of the House of the 27th January, 1913, for a copy of all letters, documents, telegrams, reports, correspondence and recommendations in any way relating to the dismissal of Demetrius Crozier, lockman at Merrickville, Ontario. Presented 27th February, 1913.—*Mr. Proulx*.. . . .*Not printed.*
- 61 (8l).** Return to an Order of the House of the 27th January, 1913, for a copy of all letters, documents, telegrams, reports, correspondence and recommendations in any way relating to the dismissal of Patrick Cussuk, lockman at Merrickville, Ontario. Presented 27th February, 1913.—*Mr. Michaud*.. . . .*Not printed.*
- 61 (8m).** Return to an Order of the House of the 27th January, 1913, for a copy of all letters, documents, telegrams, reports, correspondence and recommendations in any way relating to the dismissal of Joseph H. Webster, lockman at Nicholson, Ontario. Presented 27th February, 1913.—*Mr. Pacaud*.. . . .*Not printed.*
- 61 (8n).** Return to an Order of the House of the 27th January, 1913, for a copy of all letters, documents, telegrams, reports, correspondence and recommendations in any way relating to the dismissal of Cyrus O'Neil, lockman at Nicholson, Ontario. Presented 27th February, 1913.—*Mr. Kyte*.. . . .*Not printed.*
- 61 (8o).** Return to an Order of the House of the 27th January, 1913, for a copy of all letters, documents, telegrams, reports, correspondence and recommendations in any way relating to the dismissal of Michael Laughtin, bridgeman at Burritts Rapids, Ontario. Presented 27th February, 1913.—*Mr. Papineau*.. . . .*Not printed.*
- 61 (8p).** Return to an Order of the House of the 27th January, 1913, for a copy of all letters, documents, telegrams, reports, correspondence and recommendations in any way relating to the dismissal of John McKay, bridgeman at Becketts, Ontario. Presented 27th February, 1913.—*Mr. Lanctot*.. . . .*Not printed.*

 CONTENTS OF VOLUME 27—*Continued.*

- 61 (Sq). Return to an Order of the House of the 27th January, 1913, for a copy of all letters, documents, telegrams, reports, correspondence and recommendations in any way relating to the dismissal of Edward Proctor, lockman at Burritts Rapids, Ont. Presented 27th February, 1913.—*Mr. Neely*... ..*Not printed.*
- 61 (Sr). Return to an Order of the House of the 27th January, 1913, for a copy of all letters, documents, telegrams, reports, correspondence and recommendations in any way relating to the dismissal of William Morrison, lockman at Burritts Rapids, Ont. Presented 27th February, 1913.—*Mr. Cash*... ..*Not printed.*
- 61 (Ss). Return to an Order of the House of the 15th January, 1913, for a copy of all letters, documents, telegrams, reports, correspondence and recommendations in any way relating to the dismissal of Adam Henderson, bridgemaster at Cardinal, Ontario, and of the appointment of his successor. Presented 27th February, 1913.—*Mr. Murphy*.
Not printed.
- 61 (St). Return to an Order of the House of the 29th January, 1913, for a copy of all charges, correspondence, letters, telegrams and other documents relating to the dismissal of James Feehan, fishery guardian or warden at Tracadie Harbour and Savage Harbour, Prince Edward Island. Presented 27th February, 1913.—*Mr. Hughes (Kings, P.E.I.)*... ..*Not printed.*
- 61 (Su). Return to an Order of the House of the 29th January, 1913, for a copy of all charges, correspondence, letters, telegrams and other documents relative to the dismissal of John C. McNeil, lighthouse keeper at Grand Narrows, in the riding of North Cape Breton and Victoria. Presented 27th February, 1913.—*Mr. McKenzie*.
Not printed.
- 61 (Sv). Return to an Order of the House of the 29th January, 1913, for a copy of all charges, correspondence, letters, telegrams and other documents relating to the dismissal of A. A. Chisholm, fishery overseer at Margaree Forks, Inverness County, Nova Scotia. Presented 28th February, 1913.—*Mr. Chisholm (Inverness)*... ..*Not printed.*
- 61 (Sw). Return to an Order of the House of the 29th January, 1913, for a copy of all charges, correspondence, letters, telegrams and other documents relative to the dismissal of Charles E. Aucoin, collector of customs at Cheticamp, Inverness County, Nova Scotia, and of the evidence taken and report of investigation held by Mr. H. P. Duchemin, in regard to the same; also a detailed statement of the expenses of such investigation. Presented 28th February, 1913.—*Mr. Chisholm (Antigonish)*.
Not printed.
- 61 (Sx). Return to an Order of the House of the 17th February, 1913, for a copy of all complaints and charges made against Charles L. Gass, late postmaster at Bayfield Antigonish County, of the evidence taken, if any, before Commissioner Duchemin, and of his report thereon and of all letters, telegrams and documents of every kind relating to his dismissal and the appointment of his successor. Presented 28th February, 1913.—*Mr. Chisholm (Antigonish)*... ..*Not printed.*
- 61 (Sy). Return to an Order of the House of the 17th February, 1913, for a copy of all letters and correspondence exchanged in reference to the dismissal of Cyprien Martin, of St. Basile, County of Madawaska, N.B., between the Department of Customs and the said Mr. Martin as preventive officer. Presented 28th February, 1913.—*Mr. Michaud*... ..*Not printed.*

 CONTENTS OF VOLUME 27—*Continued.*

- 61 (8z). Return to an Order of the House of the 9th December, 1912, for a copy of all complaints and charges made against Angus A. Boyd, postmaster at Boyd's post office, Antigonish County, Nova Scotia, and of all letters, telegrams and correspondence relating in any way to his dismissal, and the appointment of a successor. Presented 28th February, 1913.—*Mr. Chisholm (Antigonish)*.. . . .*Not printed.*
- 61 (9a). Return to an Order of the House of the 9th December, 1912, for a copy of all complaints and charges made against John B. Macdonald, postmaster at Glasburn, Antigonish County, Nova Scotia, and of all letters, telegrams and correspondence relating in any way to his dismissal, and the appointment of a successor. Presented 28th February, 1913.—*Mr. Chisholm (Antigonish)*.. . . .*Not printed.*
- 61 (9b). Return to an Order of the House of the 9th December, 1912, for a copy of all complaints and charges made against Alex. G. Chisholm, postmaster at Ohio, Antigonish County, Nova Scotia, and of all letters, telegrams and correspondence relating in any way to his dismissal, and the appointment of a successor. Presented 28th February, 1913.—*Mr. Chisholm (Inverness)*.. . . .*Not printed.*
- 61 (9c). Return to an Order of the House of the 9th December, 1912, for a copy of all complaints and charges made against John J. McLean, postmaster at Cross Roads, Ohio, Antigonish County, Nova Scotia, and of all letters, telegrams and correspondence relating in any way to his dismissal and the appointment of a successor. Presented 28th February, 1913.—*Mr. Chisholm (Inverness)*.. . . .*Not printed.*
- 61 (9d). Return to an Order of the House of the 9th December, 1912, for a copy of all complaints and charges made against Dougald McDonald, postmaster at Doctors Brook, Antigonish County, Nova Scotia, and of all letters, telegrams and correspondence relating in any way to his dismissal, and the appointment of his successor. Presented 28th February, 1913.—*Mr. Chisholm (Antigonish)*.. . . .*Not printed.*
- 61 (9e). Return to an Order of the House of the 9th December, 1912, for a copy of all complaints and charges made against Dan. A. McInnes, postmaster at Georgeville, Antigonish County, Nova Scotia, and of all letters, telegrams, and correspondence relating in any way to his dismissal, and the appointment of his successor. Presented 28th February, 1913.—*Mr. Chisholm (Antigonish)*.. . . .*Not printed.*
- 61 (9f). Return to an Order of the House of the 29th January, 1913, for a copy of all charges, letters, correspondence, telegrams and other documents relating to the dismissal of E. A. Asker, harbour master at Campbellton. Presented 3rd March, 1913.—*Mr. Reid (Restigouche)*.. . . .*Not printed.*
- 61 (9g). Return to an Order of the House of the 10th February, 1913, for a copy of all papers, letters, documents and orders relative to the dismissal of Fred Shultz as caretaker of the armouries at Kentville, Nova Scotia, and of the appointment of William Shoop in his place and also for a statement of the stores in said armouries in the years 1910, 1911, 1912, respectively, and for a copy of all orders and regulations relative to the duties of such caretaker. Presented 3rd March, 1913.—*Mr. Macdonald.*
Not printed.
- 61 (9h). Return to an Order of the House of the 29th January, 1913, for a copy of all charges, correspondence, letters, telegrams and other documents relating to the dismissal of Dr. Freeman O'Neil, from the Marine Hospital at Louisburg, Cape Breton South, N.S., and of evidence taken and reports of investigation held by H. P. Duchemin, in regard to the same. Presented 10th March, 1913.—*Mr. Carroll.**Not printed.*

 CONTENTS OF VOLUME 27—*Continued.*

- 61 (9i).** Return to an Order of the House of the 9th December, 1912, for a copy of all charges, correspondence, letters, telegrams and other documents relating to the dismissal of Leon N. Poirier, wharfinger at Descouee, Richmond County, N.S. Presented 10th March, 1913.—*Mr. Kyte*.*Not printed.*
- 61 (9j).** Return to an Order of the House of the 10th December, 1912, for a copy of all charges, correspondence, letters, telegrams and other documents relating to the dismissal of Norman L. Trefry, shipping master at Yarmouth, County of Yarmouth, N.S., and the same information regarding the appointment of Mr. Trefry's successor. Presented 10th March, 1913.—*Mr. Law*.*Not printed.*
- 61 (9k).** Return to an Order of the House of the 15th January, 1913, for a copy of all papers, documents, correspondence, &c., relating to the dismissal of James Amereau, lighthouse keeper at New Edinburgh, Digby County, N.S. Presented 10th March, 1913.—*Mr. McLean (Halifax)*.*Not printed.*
- 61 (9l).** Return to an Order of the House of the 29th January, 1913, for a copy of all papers, documents, evidence, reports, letters, correspondence, &c., relating to the dismissal of H. B. Manley, a clerk in the Dominion Lands Office at Saskatoon. Presented 10th March, 1913.—*Mr. McCraney*.*Not printed.*
- 61 (9m).** Return to an Order of the House of the 29th January, 1913, for a copy of all correspondence, letters, telegrams, papers and other documents in connection with the dismissal of John Spicer, senior assistant of the Moosejaw Land Agency. Presented 10th March, 1913.—*Mr. Knowles*.*Not printed.*
- 61 (9n).** Return to an Order of the House of the 29th January, 1913, for a copy of all papers, letters, telegrams and other documents respecting the dismissal of Robert Pragnall from the position of agent of the Dominion Land Office at Swift Current and the appointment of his successor. Presented 10th March, 1913.—*Mr. Knowles*.*Not printed.*
- 61 (9o).** Return to an Order of the House of the 29th January, 1913, for a copy of all papers, documents, evidence, reports, letters, correspondence, &c., relating to the dismissal of G. M. Ulyot, a clerk in the Dominion Lands Office at Saskatoon. Presented 10th March, 1913.—*Mr. McCraney*.*Not printed.*
- 61 (9p).** Return to an Order of the House of the 9th December, 1912, for a return showing the detail and number of dismissals from public offices by the present government to this date in the riding of Saskatoon, with the names of the dismissed occupants, the reasons for their dismissals, the complaints against such officials, and all correspondence with respect to the same, and of all reports of investigations, in case where such were held. Presented 17th March, 1913.—*Mr. McCraney*.*Not printed.*
- 61 (9q).** Return to an Order of the House of the 17th February, 1913, for a copy of all letters, petitions, telegrams, complaints, evidence, reports, affidavits and other documents in the Department of Inland Revenue, respecting the dismissal of J. N. Poirier, Collector of Excise at Victoriaville, County of Arthabaska, and the names of the witnesses interested, with a copy of the evidence and a statement of expenses of the said inquiry. Presented 17th March, 1913.—*Mr. Brouillard*.*Not printed.*
- 61 (9r).** Return to an Order of the House of the 15th January, 1913, for a copy of all charges, correspondence, letters, telegrams and other documents relative to the dismissal of John G. Morrison, fishery inspector at Englishtown, in the riding of North Cape Breton and Victoria, and of the evidence taken and report of investigation held by H. P. Duchemin, in regard to same, and a detailed statement of the expenses of such investigation. Presented 15th March, 1913.—*Mr. Kyte*.*Not printed.*

CONTENTS OF VOLUME 27—Continued.

- 61 (9s).** Return to an Order of the House of the 29th January, 1913, for a copy of all charges, correspondence, letters, telegrams and other documents relating to the dismissal of Edward Landry, lightkeeper, Petite de Grat, Richmond County, N.S., and of all evidence taken and report of investigation held by H. P. Duchemin, in regard to the same; also a detailed statement of the expenses of such investigation. Presented 18th March, 1913.—*Mr. Kyte*. *Not printed.*
- 61 (9t).** Return to an Order of the House of the 27th January, 1913, for a copy of all documents, petitions, letters, correspondence, inquiries and reports concerning the dismissal of Evariste Talbot, employed in the general freight office of the Inter-colonial. Presented 18th March, 1913.—*Mr. Lapointe (Kamouraska)*. *Not printed.*
- 61 (9u).** Return to an Order of the House of the 29th January, 1913, for a copy of all letters, petitions, telegrams, complaints, evidence, reports and other papers and documents in the possession of the Department of Railways or any department of the government, relating to the dismissal of Philip H. Ryan, an employee of the Inter-colonial railway at Mulgrave, N.S., and if there was an investigation, the names of all witnesses examined, a copy of the evidence, and a detailed statement of the expenses of such investigation. Presented 18th March, 1913.—*Mr. Sinclair*. *Not printed.*
- 61 (9v).** Return to an Order of the House of the 3rd February, 1913, for a return showing how many postmasters and other post office employees were removed from office respectively, from the 1st of July, 1896, to the 1st of October, 1911, and the number in each province; and from the 10th of October, 1911, up to date, with the number in each province; also the number of post offices in operation in each province on the 1st July, 1896. Presented 26th March, 1913.—*Mr. Rainville*. *Not printed.*
- 61 (9w).** Return to an Address to His Royal Highness the Governor General of the 3rd February, 1913, for a copy of all orders in council, and of all letters, telegrams, complaints, petitions and of all other documents of any kind, in the possession of the government, or of any department or official thereof, in any way relating to or concerning the dismissal of Dr. Clarence T. Campbell, post office inspector at London, Ontario. Presented 26th March, 1913.—*Mr. Ross*. *Not printed.*
- 61 (9x).** Return to an Order of the House of the 9th December, 1912, for a return showing the number of postmasters that have been dismissed in the County of Missisquoi since 1st October, 1911, the names of the postmasters who have been appointed to succeed them, the cause of the dismissals and a copy of all complaints and correspondence with respect to the same, and of all reports of investigations where such have been held. Presented 26th March, 1913.—*Mr. Kay*. *Not printed.*
- 61 (9y).** Return to an Order of the House of the 27th January, 1913, for a copy of all letters, petitions, telegrams, complaints, evidence, reports and other papers and documents in the possession of the Post Office Department, regarding any change in any post office or postmastership in Bonaventure County, between 5th December, 1912, up to date. Presented 26th March, 1913.—*Mr. Marzil (Bonaventure)*. *Not printed.*
- 61 (9z).** Return to an Address to His Royal Highness the Governor General of the 9th December, 1912, for a copy of all papers, documents, correspondence, orders in council, &c., relative to the dismissal of S. A. Johnson, late postmaster at Petite Rivière, Lunenburg County, N.S. Presented 26th March, 1913.—*Mr. MacLean (Halifax)*.
Not printed.

 CONTENTS OF VOLUME 27—*Continued.*

- 61 (10a).** Return to an Order of the House of the 9th December, 1912, for a copy of all charges, correspondence, letters, telegrams, and other documents relative to the dismissal of Murdock McKenzie, postmaster at Millville Boulardarie, Nova Scotia, in the riding of North Cape Breton and Victoria. Presented 26th March, 1913.—*Mr. McKenzie* *Not printed.*
- 61 (10b).** Return to an Order of the House of the 9th December, 1912, for a copy of all documents, correspondence and telegrams relating to the dismissal of James Stewart, postmaster at Middleton, Antigonish County, and the appointment of his successor. Presented 26th March, 1913.—*Mr. Chisholm (Antigonish)*..... *Not printed*
- 61 (10c).** Return to an Order of the House of the 9th December, 1912, for a copy of all correspondence, telegrams and reports relating to the dismissal of Lauchlin McNeil, postmaster at New France, County of Antigonish, and the appointment of his successor. Presented 26th March, 1913.—*Mr. Chisholm (Antigonish)*..... *Not printed.*
- 61 (10d).** Return to an Order of the House of the 5th December, 1912, for a copy of all charges, correspondence, letters, telegrams, and other documents relative to the dismissal of Frank Dunlop, postmaster at Groves Point, Nova Scotia, in the riding of North Cape Breton and Victoria, and of the evidence taken and report of investigation held by H. P. Duchemin, in regard to same, and a detailed statement of the expense of such investigation. Presented 26th March, 1913.—*Mr. McKenzie.*
Not printed.
- 61 (10e).** Return to an Order of the House of the 10th December, 1912, for a copy of all letters, telegrams, complaints, petitions and other documents relating to the investigation of A. W. Salsman, postmaster at Middle Country Harbour, N.S., and to the appointment of his successor. Presented 26th March, 1913.—*Mr. Sinclair.*
Not printed.
- 61 (10f).** Return to an Order of the House of the 9th December, 1912, for a copy of all charges, correspondence, letters, telegrams and other documents relating to the dismissal of Richard Conroy, postmaster at Cross Roads, County Harbour, Guysborough County, N.S., and of all evidence taken and report of investigation held by H. P. Duchemin, in regard to the same; also a detailed statement of the expenses of such investigation. Presented 26th March, 1913.—*Mr. Sinclair*..... *Not printed.*
- 61 (10g).** Return to an Order of the House of the 9th December, 1912, for a copy of all charges, correspondence, letters, telegrams and other documents relating to the dismissal of Abner Carr, postmaster at St. Francis Harbour, Guysborough County, N.S., and of all evidence taken and report of investigation held by H. P. Duchemin, in regard to the same; also a detailed statement of expenses of such investigation. Presented 26th March, 1913.—*Mr. Sinclair*..... *Not printed.*
- 61 (10h).** Return to an Order of the House of the 11th December, 1912, for a copy of all charges, correspondence, letters, telegrams and other documents relating to the dismissal of Parker Sangster, postmaster, Upper New Harbour, Guysborough County, N.S., and of all evidence taken and report of investigation held by H. P. Duchemin, in regard to the same; also a detailed statement of the expenses of such investigation. Presented 26th March, 1913.—*Mr. Sinclair*..... *Not printed.*
- 61 (10i).** Return to an Address to His Royal Highness the Governor General of the 4th December, 1912, for a copy of all correspondence, orders in council and all other papers or documents in any way relating to the dismissal of Alexander Marion, from the position of postmaster at Rockland, Ontario. Presented 26th March, 1913.—*Mr. Murphy* *Not printed.*

 CONTENTS OF VOLUME 27—*Continued.*

- 61 (10j). Return to an Order of the House of the 4th December, 1912, for a copy of the evidence taken and the report made by each commissioner appointed since 1st of November, 1911, to conduct an investigation into charges of offensive partizanship made against postmasters in the County of Russell. Presented 26th March, 1913.—*Mr. Murphy* *Not printed.*
- 61 (10k). Return to an Order of the House of the 9th December, 1912, for a copy of all papers, documents, evidence, reports, findings and correspondence, relating to the dismissal of Mathew Boutilier, recently postmaster at Mushaboom, Halifax County, N.S. Presented 26th March, 1913.—*Mr. MacLean (Halifax)*..... *Not printed*
- 61 (10l). Return to an Order of the House of the 29th January, 1913, for a return showing the names of the postmasters in the County of Joliette, who have been dismissed from 1886 to September, 1911; their respective parishes; dates of their dismissals; the reasons alleged; whether an inquiry was made in each case; on whose recommendation in each case the dismissals were made; names of successors in each case, and on whose recommendation were they appointed. Presented 26th March, 1913.—*Mr. Guibault.*
Not printed.
- 61 (10m). Return to an Order of the House of the 29th January, 1913, for a copy of all papers, documents, evidence, reports, letters, correspondence, &c., relating to the dismissal of T. Doane Crowell, postmaster at Shag Harbour, Shelburne County, N.S., and the appointment of his successor. Presented 26th March, 1913.—*Mr. Law.*
Not printed.
- 61 (10n). Return to an Order of the House of the 22nd January, 1913, for a return showing the postmasters who have been dismissed in the County of Vaudreuil, the dates of their appointment, the cause of their dismissal and by whom their dismissal was requested. Presented 26th March, 1913.—*Mr. Boyer*..... *Not printed.*
- 61 (10o). Return to an Order of the House of the 29th January, 1913, for a copy of all papers, documents, letters, correspondence, &c., relating to the dismissal of Mrs. Spinney, postmistress at Upper Port La Tour, Shelburne County, N.S. Presented 26th March, 1913.—*Mr. Law*..... *Not printed.*
- 61 (10p). Return to an Order of the House of the 29th January, 1913, for a return showing the number of postmasters dismissed in the County of Rimouski since 21st September, 1911, giving their names. Presented 26th March, 1913.—*Mr. Lapointe (Kamouraska)* *Not printed.*
- 61 (10q). Return to an Order of the House of the 4th December, 1912, for a return showing the detail and number of dismissals from public offices by the present government to this date in the riding of Wright, giving the names of the dismissed occupants, the reasons for their dismissal, the complaints against such officials, and a copy of all correspondence with respect to the same, with all reports of investigations where such were held. Presented 27th March, 1913.—*Mr. Devlin*..... *Not printed*
- 61 (10r). Return to an Order of the House of the 29th January, 1913, for a copy of all charges, correspondence, letters, telegrams and other documents relating to the dismissal of John R. McLennan, janitor of the public building at Inverness Town, Inverness County, Nova Scotia, and of the evidence taken and report of investigation held by Mr. H. P. Duchemin, in regard to the same; also a detailed statement of the expenses of such investigation. Presented 28th March, 1913.—*Mr. Chisholm (Inverness)*..... *Not printed.*

 CONTENTS OF VOLUME 27—*Continued.*

- 61** (10s). Return to an Order of the House of the 29th January, 1913, for a copy of all letters, and other documents relating to the dismissal of James Arbuckle, caretaker of the public buildings at Pictou, and the appointment of two successors in his stead. Presented 25th March, 1913.—*Mr. Macdonald*.....*Not printed.*
- 61** (10t). Return to an Order of the House of the 9th December, 1912, for a copy of all charges, correspondence, letters, telegrams, and other documents relative to the dismissal of Mary Dunlop, telegraph operator at Groves Point, Cape Breton County, Nova Scotia, in the riding of North Cape Breton and Victoria. Presented 25th March, 1913.—*Mr. McKenzie**Not printed.*
- 61** (10u). Return to an Order of the House of the 4th December, 1912, for a return showing the foremen employed at the various public works in the County of Gloucester on the 21st of September, 1911, who have been dismissed since by the present administration, containing their names, reasons of dismissal, nature of the charges made against them, also a copy of all correspondence connected with the same and reports of inquiries, in cases where such inquiries have been instituted. Presented 28th March, 1913.—*Mr. Turgeon*.....*Not printed.*
- 61** (10v). Return to an Order of the House of the 3rd February, 1913, for a copy of all letters, telegrams, papers and documents relative to the dismissal of Captain Lyons of the dredge *Northumberland*, and the appointment of his successor. Presented 25th March, 1913.—*Mr. Macdonald*.....*Not printed.*
- 61** (10w). Return to an Address to His Royal Highness the Governor General of the 4th December, 1912, for a copy of all correspondence, orders in council and all other papers or documents in any way relating to the dismissal of James McCartin, from the position of inspector of the concrete work forming part of the contract for the construction of the The Plaza at the City of Ottawa. Presented 25th March, 1913.—*Mr. Murphy**Not printed.*
- 61** (10x). Return to an Order of the House of the 29th January, 1913, for a copy of all charges, correspondence, letters, telegrams and other documents relating to the dismissal of Robert C. Morrison, postmaster at St. Peters, Richmond County, N.S., and of the evidence taken and report of investigation held by H. P. Duchemin, in regard to the same; also a detailed statement of the expenses of such investigation, together with a copy of all recommendations, letters, telegrams and other papers relating to the appointment of Mr. Morrison's successor. Presented 31st March, 1913.—*Mr. Kyle*.
Not printed.
- 61** (10y). Return to an Order of the House of the 9th December, 1912, for a copy of all charges, correspondence, letters, telegrams, and other documents relative to the dismissal of Richard Dugas, storm signal attendant at Alder Point, Nova Scotia, in the riding of North Cape Breton and Victoria. Presented 4th April, 1913.—*Mr. McKenzie*.
Not printed.
- 61** (10z). Return to an Order of the House of the 20th January, 1913, for a return showing the names of all officials of the Marine and Fisheries Department who have been dismissed or removed in the County of Pictou, the reasons of the same, the evidence taken at any investigation held in regard to them, and the reports of said investigations, the names of their successors, and a copy of all letters, charges, complaints and recommendations from any person or persons in regard to the said removals or dismissals, or in regard to the appointment of their successors. Presented 4th April 1913.—*Mr. Macdonald*.....*Not printed.*

 CONTENTS OF VOLUME 27—*Continued.*

- 61 (11a). Return to an Order of the House of the 3rd March, 1913, for a copy of all charges, correspondence, letters, telegrams and other documents relating to the dismissal of William L. Munro, lightkeeper at White Head, Guysborough County, N.S., and of all evidence taken and report of investigation held by H. P. Duchemin, in regard to the same; also a detailed statement of the expenses of such investigation. Presented 4th April, 1913.—*Mr. Sinclair*.....*Not printed.*
- 61 (11b). Return to an Order of the House of the 29th January, 1913, for a copy of all letters, telegrams, correspondence, reports and documents touching the dismissals of Alexander R. McAdam as fishery officer for the County of Antigonish, N.S., and the appointment of his successor. Presented 4th April, 1913.—*Mr. Chisholm (Antigonish)*.
Not printed.
- 61 (11c). Return to an Order of the House of the 19th February, 1913, for a copy of all letters, petitions, telegrams, complaints, evidence, reports and other papers and documents in the possession of the Marine and Fisheries Department, or any department of the government, relating to the dismissal of Stephen C. Richard, lightkeeper at Charles Cove, N.S., and if there was an investigation, the names of all witnesses examined, a copy of the evidence, and a detailed statement of the expenses of such investigation. Presented 4th April, 1913.—*Mr. Sinclair*.....*Not printed.*
- 61 (11d). Supplementary to an Order of the House of the 7th February, 1912, for a return showing for each department of the government the names, post office addresses, offices, employment, and salaries of all persons employed either in the inside or outside service thereof, and of such persons not in the Civil Service, employed by the government in any department, on the tenth day of October, 1911, who have been removed from office or employment by dismissal; specifying in each case the manner of and grounds of such dismissals and the length of notice given to the persons removed, and also indicating in each case whether an inquiry was or was not held prior to such dismissal. Presented 7th April, 1913.—*Mr. Kyte*.....*Not printed.*
- 61 (11e). Return to an Order of the House of the 7th December, 1912, for a return showing the public officers removed by the present government in the district of Lotbinière, with the names and duties of such persons, the reasons of their dismissal, the nature of the complaints made against them, also a copy of all correspondence relating thereto and reports of inquiries in the cases where such inquiries have been held. Presented 9th April, 1913.—*Mr. Fortier*.....*Not printed.*
- 61 (11f). Return to an Order of the House of the 29th January, 1913, for a copy of all complaints and charges made against Miss Gertie Lewis, as postmistress at Main-a-dieu, Cape Breton South, N.S., and of all letters, telegrams and correspondence relating in any way to her dismissal and the appointment of a successor. Presented 9th April, 1913.—*Mr. Carroll**Not printed.*
- 61 (11g). Return to an Order of the House of the 11th December, 1912, for a copy of all correspondence, letters, telegrams and other documents relating to the dismissal of John Taylor, late postmaster at Carnduff, Sask., and of all reports of investigation held, &c. Presented 9th April, 1913.—*Mr. Turriff*.....*Not printed.*
- 61 (11h). Return to an Order of the House of the 29th January, 1913, for a copy of all charges, correspondence, letters, telegrams and other documents relating to the dismissal of Frederick Mitchell, from the position of postmaster at Dominion, Cape Breton South, N.S., and of the evidence taken and reports of investigation held by H. P. Duchemin, in regard to the same. Presented 9th April, 1913.—*Mr. Carroll*.
Not printed.

CONTENTS OF VOLUME 27—Continued.

- 61 (11i).** Return to an Order of the House of the 29th January, 1913, for a copy of all papers, letters, telegrams and other correspondence relating to the dismissal of Thomas J. Sears, postmaster at Lochaber, N.S., and the appointment of his successor; of the evidence taken, and of the report thereon made by Commissioner Duchemin, on the charges, if any, made against the dismissed postmaster. Presented 9th April, 1913.—*Mr. Chisholm (Antigonish)*.....*Not printed.*
- 61 (11j).** Return to an Order of the House of the 29th January, 1913, for a copy of all correspondence, letters, telegrams, papers and other documents in connection with the dismissal of the postmaster at Alsask, Saskatchewan. Presented 9th April, 1913.—*Mr. Knowles*.....*Not printed*
- 61 (11k).** Return to an Order of the House of the 3rd March, 1913, for a copy of all letters, telegrams, instructions and other papers and documents in the possession of the Department of Marine and Fisheries, or any officer thereof, relating to the dismissal or appointment of fishery guardians or fishery officers, in the County of Guysborough, N.S., bearing date since the 10th day of October, 1911. Presented 9th April, 1913.—*Mr. Sinclair*.....*Not printed*
- 61 (11l).** Return to an Order of the House of the 11th December, 1912, for a copy of all complaints and charges made against John R. Morrison, postmaster at Oban, Richmond County, N.S., and of all letters, telegrams and correspondence relating in any way to his dismissal, and the appointment of a successor. Presented 14th April, 1913.—*Mr. Kyle*.....*Not printed.*
- 61 (11m).** Return to an Order of the House of the 11th December, 1912, for a copy of all charges, correspondence, letters, telegrams and other documents relating to the dismissal of A. G. McDonald, postmaster of North East Margaree, Inverness County, Nova Scotia, and of the evidence taken and report of investigation held by H. P. Duchemin, in regard to the same; also a detailed statement of the expenses of such investigation. Presented 14th April, 1913.—*Mr. Chisholm (Inverness)*.....*Not printed.*
- 61 (11n).** Return to an Order of the House of the 9th December, 1912, for a return showing in detail the number of dismissals from public office by the present government to this date, in the constituency of Qu'Appelle, with the names of the dismissed officers, and the reason for their dismissal, the complaints against such officials and a copy of all correspondence, petitions, papers and documents with respect to the same, and of all notes of evidence and reports of investigations in cases where they have taken place. Presented 14th April, 1913.—*Mr. Thomson (Qu'Appelle)*.....*Not printed*
- 61 (11o).** Return to an Order of the House of the 29th January, 1913, for a copy of all letters, petitions, telegrams, complaints, evidence, reports and other papers and documents in the possession of the Department of Marine and Fisheries or any department of the government, relating to the dismissal of David Reid, fishery officer at Port Hilford, N.S., and if there was an investigation, the names of the witnesses examined, a copy of the evidence, and a detailed statement of the expenses of each investigation. Presented 15th April, 1913.—*Mr. Sinclair*.....*Not printed.*
- 61 (11p).** Return to an Order of the House of the 15th January, 1913, for a copy of all charges, correspondence, letters, telegrams and other documents relating to the dismissal of Robert Musgrave, postmaster at North Sydney, in the riding of North Cape Breton and Victoria, and of the evidence taken and report of investigation held by H. P. Duchemin, in regard to same, and a detailed statement of the expenses of such investigation. Presented 15th April, 1913.—*Mr. McKenzie*.....*Not printed.*

CONTENTS OF VOLUME 27—*Continued.*

- 61 (11q). Return to an Order of the House of the 11th December, 1912, for a copy of all charges, correspondence, letters, telegrams and other documents relating to the dismissal of A. D. Archibald, postmaster at Glenelg, Guysborough County, N.S., and of all evidence taken and report of investigation held by H. P. Duchemin in regard to the same; also a detailed statement of the expenses of such investigation. Presented 15th April, 1913.—*Mr. Chisholm (Inverness)*.....*Not printed*
- 61 (11r). Return to an Order of the House of the 11th December, 1912, for a copy of all charges, correspondence, letters, telegrams and other documents relating to the dismissal of Leon N. Poirier, postmaster at Descouse, Richmond County, N.S., and of the evidence taken and of the reports of investigation held by H. P. Duchemin in regard to the same and a detailed statement of the expenses of such investigation; and a copy of all papers relating to the appointment of his successor. Presented 15th April, 1913.—*Mr. Kyte*.....*Not printed.*
- 61 (11s). Return to an Order of the House of the 11th December, 1912, for a copy of all charges, correspondence, letters, telegrams and other documents relating to the dismissal of Norman McAskill, postmaster at Framboise, Richmond County, N.S., and of the evidence taken and of the report of investigation held by H. P. Duchemin in regard to the same, and a detailed statement of the expenses of such investigation; and a copy of all papers relating to the appointment of his successor. Presented 15th April, 1913.—*Mr. Kyte*.....*Not printed.*
- 61 (11t). Return to an Order of the House of the 11th December, 1912, for a copy of all papers, documents and correspondence relating to the dismissal of A. T. Doucet, postmaster and collector of customs at Salmon River, Digby County, N.S. Presented 15th April, 1913.—*Mr. Maclean (Halifax)*..*Not printed.*
- 61 (11u). Return to an Order of the House of the 29th January, 1913, for a copy of all complaints and charges made against Mrs. Annie Gallivan, as postmistress at Whitney Pier, Cape Breton South, Nova Scotia, and of all letters, telegrams and correspondence relating in any way to her dismissal and the appointment of a successor. Presented 15th April, 1913.—*Mr. Carroll*.....*Not printed.*
- 61 (11v). Return to an Order of the House of the 29th January, 1913, for a copy of all charges, correspondence, letters, telegrams and other documents relating to the dismissal of Wm. J. Paquet, postmaster at Souris, P.E.I. Presented 15th April, 1913.—*Mr. Hughes (Kings, P.E.I.)*..*Not printed.*
- 61 (11w). Return to an Order of the House of the 27th January, 1913, for a copy of all documents, correspondence, petitions and recommendations, &c., relating to the dismissal of the postmaster at St. Anaclet, County of Rimouski, during the year 1912, and of the appointment of his successor. Presented 15th April, 1913.—*Mr. Lapointe (Kamouraska)*..*Not printed*
- 61 (11x). Return to an Order of the House of the 29th January, 1913, for a copy of all charges, correspondence, letters, telegrams and other documents relating to the dismissal of George Gunn, postmaster at French Village, Prince Edward Island. Presented 15th April, 1913.—*Mr. Hughes (Kings, P.E.I.)*..*Not printed.*
- 61 (11y). Return to an Order of the House of the 4th December, 1912, for a return showing the detail and number of dismissals from public offices by the present government to this date in the riding of Mackenzie, together with the names of the dismissed occupants, the reasons for their dismissal, the complaints against such officials, and a copy of all correspondence with respect to the same, and of all reports of investigations, where any such were held. Presented 15th April, 1913.—*Mr. Cash*..*Not printed.*

CONTENTS OF VOLUME 27—*Continued.*

- 61 (11z).** Return to an Order of the House of the 7th April, 1913, for a copy of all charges investigated by Commissioner W. J. Code, and also of the evidence taken and the report made by the said commissioner. Presented 16th April, 1913.—*Mr. Murphy.*
Not printed.
- 61 (12a).** Return to an Order of the House of the 29th January, 1913, for a copy of all charges, correspondence, letters, telegrams and other documents relating to the dismissal of D. F. McLean, fishery overseer at Port Hood, Inverness County, N.S., and of the evidence taken and report of investigation held by H. P. Duchemin, in regard to the same; also a detailed statement of the expenses of such investigation. Presented 16th April, 1913.—*Mr. Chisholm (Inverness).*.....*Not printed.*
- 61 (12b).** Return to an Order of the House of the 11th December, 1912, for a copy of all charges, correspondence, letters, telegrams and other documents relating to the dismissal of J. Scott Nelson, postmaster at Louisdale, Richmond County, N.S., and of the evidence taken and report of investigation held by H. P. Duchemin, in regard to the same, and a detailed statement of the expenses of such investigation; and a copy of all papers relating to the appointment of his successor. Presented 16th April, 1913.—*Mr. Kyte.*.....*Not printed.*
- 61 (12c).** Return to an Order of the House of the 29th January, 1913, for a copy of all charges, correspondence, letters, telegrams and other documents relating to the dismissal of Joseph McMullen, from the post office at Bridgeport, Cape Breton South, Nova Scotia, and of evidence taken and reports of investigation held by H. P. Duchemin, in regard to the same. Presented 16th April, 1913.—*Mr. Carroll.*.....*Not printed.*
- 61 (12d).** Return to an Order of the House of the 11th December, 1912, for a copy of all charges, correspondence, letters, telegrams and other documents relating to the dismissal of Frederick A. Martell, postmaster at L'Ardoise, Richmond County, N.S., and of the evidence taken and of the reports of investigation held by H. P. Duchemin, in regard to the same, and a detailed statement of the expenses of such investigation; and a copy of all papers relating to the appointment of his successor. Presented 16th April, 1913.—*Mr. Kyte.*.....*Not printed.*
- 61 (12e).** Return to an Order of the House of the 11th December, 1912, for a copy of all representations, statements and complaints as to political activity made against John A. Macdonald, postmaster at McArras Brook, Antigonish County, and of all correspondence relating to the charges made against him and of the report of Commissioner Duchemin on said charges. Presented 16th April, 1913.—*Mr. Chisholm (Antigonish).*.....*Not printed.*
- 61 (12f).** Return to an Address to His Royal Highness the Governor General of the 7th December, 1911, for a copy of all papers, correspondence and orders in council in connection with and relating to the dismissal from office of public officials from each of the departments of government since the 1st day of October last past, including both Inside and Outside Service. Presented 18th April, 1913.—*Mr. Carvell.*.....*Not printed.*
- 61 (12g).** Return to an Address to His Royal Highness the Governor General of the 3rd March, 1913, for a copy of all papers, documents, correspondence, evidence, order in council, &c., relative to the dismissal of Edward Doucett, sub-collector of customs, Digby County, N.S. Presented 21st April, 1913.—*Mr. McLean (Halifax).*
Not printed.
- 61 (12h).** Return to an Address to His Royal Highness the Governor General of the 3rd March, 1913, for a copy of all papers, documents, correspondence, evidence, orders in council, &c., relative to the dismissal of Mr. LeBlanc, sub-collector of customs, Church Point, Digby County, N.S. Presented 21st April, 1913.—*Mr. McLean (Halifax).*
Not printed.

 CONTENTS OF VOLUME 27—*Continued.*

- 61 (12i).** Return to an Order of the House of the 19th March, 1913, for a copy of all charges, correspondence, letters, telegrams and other documents relating to the dismissal of John C. Bourinot, chief customs officer at Port Hawkesbury, Inverness County, Nova Scotia, and of the evidence taken and report of investigation held by Mr. H. P. Duchemin, in regard to the same; also a detailed statement of the expenses of such investigation. Presented 21st April, 1913.—*Mr. Chisholm (Inverness).*
Not printed.
- 61 (12j).** Return to an Order of the House of the 31st March, 1913, for a copy of all charges, evidence, correspondence, letters and telegrams in the Department of Railways and Canals since the 21st day of September, 1911, relating to the dismissal of Alexander E. Morrison, Point Tupper, N.S., from the service of the Intercolonial railway, and of all recommendations for the appointment of his successor. Presented 21st April, 1913.—*Mr. Kyte.**Not printed*
- 61 (12k).** Return to an Order of the House of the 3rd February, 1913, for a copy of all letters, telegrams, reports and other papers and documents received from the officers of the Canadian Brotherhood of Railway Employees, by the Department of Labour, or of the Department of Railways and Canals, between the 1st day of January, 1912, and the 25th day of January, 1913, relating to investigations and dismissals of employees for political partizanship, and of the replies thereto. Presented 22nd April, 1913.—*Mr. Sinclair.**Not printed.*
- 61 (12l).** Return to an Order of the House of the 31st March, 1913, for a copy of all complaints and charges against James Falconer, of Newcastle, County of Northumberland, New Brunswick, as correspondent of the *Labour Gazette* at Newcastle, and of all letters, telegrams and other correspondence relating in any way to his dismissal and the appointment of a successor. Presented 22nd April, 1913.—*Mr. Loggie.* *Not printed.*
- 61 (12m).** Return to an Order of the House of the 19th March, 1913, for a copy of all charges, correspondence, letters, telegrams and other documents relating to the dismissal of John B. Chisholm, lightkeeper at Port Hastings, Inverness County, Nova Scotia, and the evidence taken and report of investigation held by Mr. H. P. Duchemin, in regard to the same; also a detailed statement of the expenses of such investigation. Presented 24th April, 1913.—*Mr. Chisholm (Inverness).**Not printed.*
- 61 (12n).** Return to an Order of the House of the 7th April, 1913, for a copy of all correspondence, telegrams, charges and other documents, relating to the dismissal of Epiphane Nadeau, immigration agent at St. Leonard, Victoria County, N.B. Presented 25th April, 1913.—*Mr. Michaud.**Not printed.*
- 61 (12o).** Return to an Order of the House of the 31st March, 1913, for a copy of all charges, correspondence, letters, telegrams, and other documents relative to the dismissal of D. J. Morrison, boatman in the customs service at Big Bras D'or, North Cape Breton and Victoria, N.S., and of the evidence taken and of reports of the investigation held by H. P. Duchemin, in regard to the same, with a detailed statement of expenses of such investigation. Presented 25th April, 1913.—*Mr. McKenzie.*
Not printed
- 61 (12p).** Return to an Order of the House of the 31st March, 1913, for a copy of all charges, correspondence, letters, telegrams, and other documents relative to the dismissal of Rod McLeod, boatman in the customs service at Big Bras D'or, North Cape Breton and Victoria, N.S., and of the evidence taken and of reports of the investigation held by H. P. Duchemin, in regard to the same, with a detailed statement of expenses of such investigation. Presented 25th April, 1913.—*Mr. McKenzie.*
Not printed.

 CONTENTS OF VOLUME 27—*Continued.*

- 61 (12q).** Return to an Order of the House of the 11th December, 1912, for a copy of all charges, correspondence, letters, telegrams and other documents relating to the dismissal of D. McLaehlin, postmaster at Marble Mountain, Inverness County, Nova Scotia, and of the evidence taken and report of investigation held by H. P. Duchemin in regard to the same; also a detailed statement of the expenses of such investigation. Presented 25th April, 1913.—*Mr. Chisholm (Inverness)*.*Not printed.*
- 61 (12r).** Return to an Order of the House of the 11th December, 1912, for a copy of all charges, correspondence, letters, telegrams and other documents relating to the dismissal of Abram LeBlanc, postmaster at West Arichat, Richmond County, N.S., and of the evidence taken and reports of investigation held by H. P. Duchemin in regard to the same and a detailed statement of the expenses of such investigation, and a copy of all papers relating to the appointment of his successor. Presented 25th April, 1913.—*Mr. Kyte*.*Not printed.*
- 61 (12s).** Return to an Order of the House of the 11th December, 1912, for a copy of all correspondence, letters, telegrams and other documents relating to the dismissal of Charles J. Lafford, postmaster at Grand Grove, Richmond County, N.S., and of all evidence taken and report of investigation held by H. P. Duchemin in regard to the same; also a detailed statement of the expenses of such investigation. Presented 25th April, 1913.—*Mr. Kyte*.*Not printed.*
- 61 (12t).** Return to an Order of the House of the 11th December, 1912, for a copy of all charges, correspondence, letters, telegrams and other documents relating to the dismissal of W. S. Lawrence, postmaster at Margrave Harbour, Inverness County, Nova Scotia, and of the evidence taken and report of investigation held by H. P. Duchemin in regard to the same; also a detailed statement of the expenses of such investigation. Presented 25th April, 1913.—*Mr. Chisholm (Inverness)*.*Not printed.*
- 61 (12u).** Return to an Order of the House of the 11th December, 1912, for a copy of all charges, correspondence, letters, telegrams and other documents relating to the dismissal of John K. McDonald, postmaster at Whyecocomagh, Inverness County, Nova Scotia, and of the evidence taken and report of investigation held by H. P. Duchemin, in regard to the same; also a detailed statement of the expenses of such investigation. Presented 25th April, 1913.—*Mr. Chisholm (Inverness)*.*Not printed.*
- 61 (12v).** Return to an Order of the House of the 31st March, 1913, for a copy of all charges, correspondence, letters, telegrams and other documents relating to the dismissal of Captain P. J. Wilcox, from the customs office at Louisburg, Cape Breton South, Nova Scotia, and of evidence taken and reports of investigations held by H. P. Duchemin, in regard to the same. Presented 29th April, 1913.—*Mr. Carroll*.
Not printed.
- 61 (12w).** Return to an Order of the House of the 31st March, 1913, for a copy of all charges, correspondence, letters, telegrams and other documents relating to the dismissal of M. J. McKennon, from the customs office at Glace Bay, Cape Breton South, Nova Scotia, and of evidence taken and reports of investigation held by H. P. Duchemin, in regard to the same. Presented 29th April, 1913.—*Mr. Carvell*.*Not printed.*
- 61 (12x).** Return to an Order of the House of the 9th December, 1912, for a copy of all charges, correspondence, letters, telegrams and other documents relative to the dismissal of Captain John Arsenault, telegraph line repairer at Alder Point, Cape Breton, in the riding of North Cape Breton and Victoria, and of the evidence taken and report of investigation held by H. P. Duchemin, in regard to same, and a detailed statement of the expenses of such investigation. Presented 29th April, 1913.—*Mr. McKenzie*.
Not printed.

CONTENTS OF VOLUME 27—Continued.

- 61 (12y).** Return to an Order of the House of the 9th December, 1912, for a copy of all charges, correspondence, letters, telegrams and other documents relating to the dismissal of Mrs. John Arsenault, telegraph operator at Alder Point, N.S., in the riding of North Cape Breton and Victoria. Presented 2nd May, 1913.—*Mr. McKenzie.*
Not printed
- 61 (12z).** Return to an Order of the House of the 29th January, 1913, for a copy of all letters, petitions, telegrams, complaints, evidence, reports and other papers and documents in the possession of the Department of Railways and Canals or any department of the government, relating to the dismissal of A. J. Wilkinson, at Mulgrave, N.S. and if there was an investigation, the names of all witnesses examined and a detailed statement of the expenses of such investigation. Presented 2nd May, 1913.—*Mr. Sinclair.*.....*Not printed.*
- 61 (13a).** Charges made against Mr. H. A. Bayfield, superintendent of dredging, British Columbia.—(*Senate*)..*Not printed.*
- 61 (13b).** Return to an Order of the House of the 31st March, 1913, for a copy of all charges, correspondence, letters, telegrams and other documents relating to the dismissal of H. G. McKay, lighthouse keeper at Bird Island, Big Bras D'or, North Cape Breton and Victoria, and of the evidence taken, and of reports of the investigation held by H. P. Duchemin, in regard to the same, with a detailed statement of expenses of such investigation. Presented 5th May, 1913.—*Mr. McKenzie.*.....*Not printed.*
- 61 (13c).** Return to an Order of the House of the 10th March, 1913, for a copy of all reports, charges, and correspondence in the office of the Department of Marine and Fisheries relating to charges of political partizanship against Michael O'Brien, light-keeper at Bear Island, Richmond County, N.S., and of the instructions issued to H. P. Duchemin, commissioner, to investigate the same together with the Commissioner's report and finding thereon, and his expenses of holding such investigations. Presented 7th May, 1913.—*Mr. Kyte.*.....*Not printed.*
- 61 (13d).** Return to an Order of the House of the 17th February, 1913, for a copy of all correspondence, letters, telegrams, reports, recommendations and other documents bearing on or having relation to the dismissal of J. H. Leduc, as medical port officer of the port of Three Rivers, P.Q. Presented 7th May, 1913.—*Mr. Bureau.*.....*Not printed.*
- 61 (13e).** Return to an Order of the House of the 29th January, 1913, for a copy of all charges, correspondence, letters, telegrams and other documents relating to the dismissal of Patrick Shea, postmaster at Tompkinsville, Guysborough County, N.S. Presented 7th May, 1913.—*Mr. Sinclair.*.....*Not printed.*
- 61 (13f).** Return to an Order of the House of the 29th January, 1913, for a copy of all complaints and charges made against Elias Rawding, postmaster at Clementsport, Annapolis County, N.S., and of all letters, petitions, telegrams, and other correspondence relating in any way to his dismissal and the appointment of a successor. Presented 7th May, 1913.—*Mr. Sinclair.*.....*Not printed.*
- 61 (13g).** Return to an Order of the House of the 29th January, 1913, for a copy of all charges, correspondence, letters, telegrams and other documents relating to the dismissal of Charles McLean, postmaster at Strathlorne, Inverness County, Nova Scotia Presented 7th May, 1913.—*Mr. Chisholm (Inverness).*..*Not printed.*
- 61 (13h).** Return to an Order of the House of the 29th January, 1913, for a copy of all charges, correspondence, letters, telegrams and other documents relating to the dismissal of Angus R. McDonald, postmaster at Broad Cove Chapel, Inverness County, Nova Scotia. Presented 7th May, 1913.—*Mr. Chisholm (Inverness).*..*Not printed.*

CONTENTS OF VOLUME 27—Continued.

- 61 (13i).** Return to an Order of the House of the 29th January, 1913, for a copy of all charges, correspondence, letters, telegrams and other documents relating to the dismissal of John McPhail, postmaster at Scotsville, Inverness County, Nova Scotia. Presented 7th May, 1913.—*Mr. Chisholm (Inverness)*.....*Not printed.*
- 61 (13j).** Return to an Order of the House of the 29th January, 1913, for a copy of all letters, telegrams, complaints, petitions or other documents of any kind received by the government, or any member or official thereof, relating to the conduct of J. Morgan, one time postmaster of the village of Ailsa Craig, Ontario, as such, and relating to an investigation into said conduct. Presented 7th May, 1913.—*Mr. Ross.*
Not printed
- 61 (13k).** Return to an Order of the House of the 29th January, 1913, for a copy of all charges, correspondence, letters, telegrams and other documents relating to the dismissal of Roderick McLean, postmaster at Kenlock, Inverness County, Nova Scotia. Presented 5th May, 1913.—*Mr. Chisholm (Inverness)*.....*Not printed*
- 61 (13l).** Return to an Order of the House of the 29th January, 1913, for a copy of all charges, correspondence, letters, telegrams and other documents relating to the dismissal of Allan Gillis, postmaster at Gillisdale, South West Margaree, Inverness County, Nova Scotia. Presented 5th May, 1913.—*Mr. Chisholm (Inverness).*
Not printed.
- 61 (13m).** Return to an Order of the House of the 29th January, 1913, for a copy of all charges, correspondence, letters, telegrams and other documents relating to the dismissal of David Shaw, postmaster at Marsh Brook, North East Margaree, Inverness County, Nova Scotia. Presented 5th May, 1913.—*Mr. Chisholm (Inverness).*
Not printed
- 61 (13n).** Return to an Order of the House of the 29th January, 1913, for a copy of all papers concerning the investigation and dismissal of Helen Joubert, postmistress at Sayabec, Quebec. Presented 5th May, 1913.—*Mr. Lemieux*.....*Not printed.*
- 61 (13o).** Return to an Order of the House of the 29th January, 1913, for a copy of all correspondence, letters, and telegrams between the Honourable Postmaster General or the Post Office Department, and any person or persons, relative to the dismissal or the request therefor of D. A. Redmond, until recently postmaster at Brinston, Ontario. Presented 5th May, 1913.—*Mr. Graham*.....*Not printed.*
- 61 (13p).** Return to an Order of the House of the 29th January, 1913, for a copy of all charges, correspondence, letters, telegrams and other documents relating to the dismissal of Dan. McEachern, postmaster at McEachern's Mills, Broad Cove Chapel, Inverness County, Nova Scotia. Presented 5th May, 1913.—*Mr. Chisholm (Inverness).*
Not printed.
- 61 (13q).** Return to an Order of the House of the 3rd February, 1913, for a copy of all charges, correspondence, letters, telegrams and other documents relative to the dismissal of Daniel Dunlop, postmaster at New Campbellton, riding of North Cape Breton and Victoria, N.S., and of the evidence taken and reports of the investigation held by H. P. Duchemin, in regard to same, with a detailed statement of expense of such investigation. Presented 5th May, 1913.—*Mr. McKenzie*.....*Not printed.*
- 61 (13r).** Return to an Order of the House of the 15th January, 1913, for a copy of all papers, letters, telegrams, evidence and other documents regarding the dismissal of Arthur Armstrong, postmaster at Greenfield, Carleton County, N.B. Presented 5th May, 1913.—*Mr. Carvell*.....*Not printed.*

 CONTENTS OF VOLUME 27—*Continued.*

- 61 (13s). Return to an Order of the House of the 3rd February, 1913, for a copy of all charges, correspondence, letters, telegrams and other documents relative to the dismissal of Alex. Matheson, postmaster at Boulardarie Centre, north riding Cape Breton and Victoria. Presented 8th May, 1913.—*Mr. McKenzie*.....*Not printed.*
- 61 (13t). Return to an Order of the House of the 15th January, 1913, for a copy of all charges, correspondence, letters, telegrams and other documents relating to the dismissal of Arthur Tallot, late postmaster at Robertsville, County of Megantic, Province of Quebec. Presented 8th May, 1913.—*Mr. Pacaud*.....*Not printed.*
- 61 (13u). Dismissal of N. C. Lyster, late postmaster at Lloydminster, Sask.—(*Senate*).
Not printed.
- 61 (13v). Return to an Order of the House of the 2nd April, 1913, for a copy of all charges, correspondence, letters, telegrams and other documents relating to the dismissal of Mrs. Maggie Cameron, postmistress at Achosnatch, Inverness County, Nova Scotia. Presented 9th May, 1913.—*Mr. Chisholm (Inverness)*.. . . .*Not printed.*
- 61 (13w). Return to an Order of the House of the 29th January, 1913, for a copy of all charges, correspondence, letters, telegrams and other documents relating to the dismissal of David Fraser, postmaster at North East Margaree, Inverness County, Nova Scotia. Presented 9th May, 1913.—*Mr. Chisholm (Inverness)*.. . . .*Not printed.*
- 61 (13x). Return to an Order of the House of the 29th January, 1913, for a copy of all charges, correspondence, letters, telegrams and other documents relating to the dismissal and retention of W. Stayley Porter, postmaster, Port Maitland, Yarmouth County, N.S., and of the evidence taken and report of investigation held by Charles Lane, in regard to the same; also a detailed statement of expenses of such investigation. Presented 9th May, 1913.—*Mr. Law*.....*Not printed.*
- 61 (13y). Return to an Order of the House of the 29th January, 1913, for a copy of all charges, telegrams and other documents relating to the dismissal of Alex. McQueen, postmaster at Kowstoke, Inverness County, Nova Scotia, and of the evidence taken and report of investigation held by H. P. Duchemin, in regard to the same; also a detailed statement of the expenses of such investigation. Presented 9th May, 1913.—*Mr. Chisholm (Inverness)**Not printed.*
- 61 (13z). Return to an Order of the House of the 3rd February, 1913, for a return showing the number of employees of the Department of Public Works who have been dismissed in the County of Berthier since the 21st September, 1911, giving the names of the said employees; if an inquiry was held in each case: on whose recommendation, in each case, these dismissals were made; the names of those appointed successors to the persons and on whose recommendation. Presented 12th May, 1913.—*Mr. Beland*
Not printed.
- 61 (14a). Return to an Order of the House of the 10th February, 1913, for a copy of all charges, correspondence, letters, telegrams and other documents in connection with the dismissal and retention of Jesse L. Morton, postmaster at Lower Argyle, N.S., and of the evidence taken and report of the investigation held by Mr. Lane, in regard to the same, also a detailed statement of the expenses of such investigation. Presented 20th May, 1913.—*Mr. Law*.....*Not printed.*
- 61 (14b). Return to an Order of the House of the 10th February, 1913, for a copy of all charges, correspondence, letters, telegrams and other documents in connection with the dismissal of Mrs. M. C. Gaudet, postmistress at West Pubnico, Yarmouth County, N.S., and of the evidence taken and report of the investigation held by Mr. Lane, in regard to same, and also a detailed statement of the expenses of such investigation. Presented 20th May, 1913.—*Mr. Law*.....*Not printed.*

CONTENTS OF VOLUME 27—Continued.

- 61 (14c).** Return to an Order of the House of the 28th April, 1913, for a copy of all charges, correspondence, telegrams, and other documents relative to the dismissal of John P. McKinnon, section foreman on the Intercolonial railway at Shubenacadie, in the riding of North Cape Breton and Victoria, N.S. Presented 20th May, 1913.—*Mr. McKenzie*.....*Not printed.*
- 61 (14d).** Return to an Order of the House of the 15th January, 1913, for a copy of all papers, letters, telegrams, evidence and other documents regarding the dismissal of Mary A. Bohan, as postmistress at Bath, Carleton County, N.B. Presented 21st May, 1913.—*Mr. Carvell*.....*Not printed.*
- 61 (14e).** Return to an Order of the House of the 15th January, 1913, for a copy of all papers, letters, telegrams, evidence and other documents regarding the dismissal of Elward Lafferty, postmaster at Benton, Carleton County, N.B. Presented 21st May, 1913.—*Mr. Carvell**Not printed.*
- 61 (14f).** Return to an Order of the House of the 15th January, 1913, for a copy of all papers, letters, telegrams, evidence and other documents regarding the dismissal of Dennis McGaffigan, postmaster at Florenceville, Carleton County, N.B. Presented 21st May, 1913.—*Mr. Carvell*.....*Not printed.*
- 61 (14g).** Return to an Order of the House of the 27th January, 1913, for a copy of all correspondence and documents bearing upon any change made or asked for in the employees of the Department of Marine and Fisheries in the County of Bonaventure between 5th December, 1912, up to date. Presented 27th May, 1913.—*Mr. Marcil (Bonaventure)*.. . . .*Not printed.*
- 61 (14h).** Return to an Order of the House of the 15th January, 1913, for a copy of all charges, correspondence, letters, telegrams and other documents relating to the dismissal of J. A. McKenzie, postmaster at Ashfield, Inverness County, N.S. Presented 2nd June, 1913.—*Mr. Chisholm (Inverness)*.. . . .*Not printed.*
- 61 (14i).** Return to an Order of the House of the 29th January, 1913, for a copy of all letters, petitions, telegrams, complaints, reports and other papers and documents in the possession of the Post Office Department, or any department of the government, relating to the dismissal of James Bowles, postmaster at Alder River, N.S., and if there was an investigation, the names of all the witnesses examined, a copy of the evidence, and a detailed statement of the expense of such investigation. Presented 2nd June, 1913.—*Mr. Sinclair*.....*Not printed.*
- 61 (14j).** Return to an Order of the House of the 21st April, 1913, for a copy of all correspondence, complaints, reports, recommendations, petitions, certificates and other documents relating to the dismissal of Mr. Edmund Lacroix, as postmaster of the Parish of St. Joseph du Lac, County of Two Mountains, and the appointment of Rodrigue Larocque, of the same place as postmaster. Presented 2nd June, 1913.—*Mr. Ethier*.....*Not printed.*
- 61 (14k).** Return to an Order of the House of the 23rd May, 1913, for a copy of all papers, letters, documents, reports and inquiry, relating to the lighthouse keeper of the Parish of Repentigny, County of L'Assomption. Presented 3rd June, 1913.—*Mr. Seguin*.....*Not printed.*
- 61 (14l).** Return to an Order of the House of the 16th April, 1913, for a copy of all papers, documents, evidence, reports, &c., relating to the dismissal of B. C. Kanock, late shipping master at Lunenburg, N.S. Presented 4th June, 1913.—*Mr. McLean (Halifax)*.....*Not printed.*

 CONTENTS OF VOLUME 27—*Continued.*

- 61 (14m). Return to an Order of the House of the 3rd March, 1913, for a copy of all complaints, accusations, correspondence, petitions and telegrams, respecting the dismissal of Ulric Thibault, agent for pilots at Quebec, and of all documents respecting the appointment of his successor, such as petitions, letters of recommendation, &c., and of the evidence and report made after the inquiry held by the inquiring commissioner; and also a detailed statement of the expenses caused by this inquiry. Presented 4th June, 1913.—*Mr. Delisle*.....*Not printed.*
- 61 (14n). Supplementary return to an Order of the House of the 20th January, 1913, for a return showing the names of all officials of the Marine and Fisheries Department who have been dismissed or removed in the County of Pictou, the reasons of the same, the evidence taken at any investigation held in regard to them, and the reports of said investigations, the names of their successors, and a copy of all letters, charges, complaints and recommendations from any person or persons in regard to the said removals or dismissals, or in regard to the appointment of their successors. Presented 4th June, 1913.—*Mr. Macdonald*.....*Not printed.*
- 61 (14o). Return to an Order of the House of the 29th January, 1913, for a copy of all letters, petitions, telegrams, complaints, evidence, reports and other papers and documents in the possession of the Post Office Department, or any department of the government relating to the dismissal of Captain Freeman Myers, postmaster at Cole Harbour, Guysborough County, N.S., and if there was an investigation, the names of all witnesses examined, a copy of the evidence, and a detailed statement of the expenses of such investigation. Presented 4th June, 1913.—*Mr. Sinclair.*
Not printed
- 61 (14p). Return to an Order of the House of the 4th December, 1912, for a return showing all public officers removed by the present government in the district of St. James, Montreal, together with the names and duties of such persons, the reasons of their dismissal, the nature of the complaints brought against them, and a copy of all correspondence relating thereto, and of reports of inquiries in the cases where such have been held. Presented 4th June, 1913.—*Mr. Lapointe (Montreal)*.....*Not printed*
- 61 (14q). Return to an Address to His Royal Highness the Governor General of the 4th December, 1912, for a return showing all the employees of the Dominion government in the constituency of Edmonton, dismissed between 10th of October, 1911, and 21st of November, 1912, the salary being paid to such employee at the time of his dismissal, together with a copy of all correspondence, recommendations to council, orders in council, and all other papers or documents in any way connected with such dismissals. Presented 4th June, 1913.—*Mr. Oliver*.....*Not printed.*
- 61 (14r). Return to an Order of the House of the 4th December, 1912, for a return showing the names of all officials in the district of Sunbury and Queens, who have been dismissed or removed from office since September, 1911, the reason for such dismissal or removal, the evidence taken at any investigation held in regard to them, the reports upon such investigations, the name of any successor appointed in place of dismissed officials, and a copy of all letters, charges, complaints and recommendations in regard to the said removals or dismissals, or in regard to the appointment of their successors. Presented 4th June, 1913.—*Mr. McLean (Sunbury)*.....*Not printed.*
- 61 (14s). Return to an Order of the House of the 29th January, 1913, for a copy of all letters, petitions, telegrams, complaints, evidence, reports and other papers and documents in the possession of the Department of Marine and Fisheries, or any department of the government relating to the dismissal of Levi Munroe, harbour master at

CONTENTS OF VOLUME 27—Continued.

White Head, N.S., and if there was an investigation, the names of all witnesses examined, a copy of the evidence, and a detailed statement of the expenses of such investigation. Presented 4th June, 1913.—*Mr. Sinclair*.....*Not printed.*

- 61 (14t).** Return to an Order of the House of the 29th January, 1913, for a copy of all letters, petitions, telegrams, complaints, evidence, reports and other papers and documents in the possession of the Post Office Department, or any department of the government, relating to the dismissal of Stanford Langley, postmaster at Isaac Harbour North, N.S., and if there was an investigation the names of all witnesses examined, a copy of the evidence, and a detailed statement of the expenses of such investigation. Presented 5th June, 1913.—*Mr. Sinclair*.....*Not printed.*
- 61 (14u).** Return to an Order of the House of the 24th February, 1913, for a copy of all letters, telegrams, correspondence, charges, evidence, reports, and other documents relating to the dismissal of Hugh R. McAdam as postmaster at Arisaig, N.S., and the appointment of Reverend Daniel L. Macdonald as his successor. Presented 5th June, 1913.—*Mr. Chisholm (Antigonish)*.....*Not printed.*
- 61 (14v).** Return to an Order of the House of the 29th January, 1913, for a copy of all letters, petitions, telegrams, complaints, evidence, reports and other papers and documents in the possession of the Post Office Department, or any department of the government, relating to the proposed dismissal of J. J. McNeil, at Grant's Lake, N.S., and if there was an investigation, the names of the witnesses examined and a detailed statement of the expenses of such investigation. Presented 5th June, 1913.—*Mr. Sinclair*.....*Not printed.*
- 61 (14w).** Return to an Order of the House of the 29th January, 1913, for a copy of all letters, petitions, telegrams, complaints, evidence, reports and other papers and documents in the possession of the Department of Railways and Canals, or any department of the government, relating to the dismissal of Alex. McInnis, car inspector of the Intercolonial railway at Mulgrave, N.S., and if there was an investigation, the names of all witnesses examined, a copy of the evidence, and a detailed statement of the expenses of such investigation. Presented 6th June, 1913.—*Mr. Sinclair*.....*Not printed.*
- 61 (14x).** Return to an Order of the House of the 25th April, 1913, for a copy of all charges, correspondence, telegrams, and other documents relative to the dismissal of Archibald McDonald, bridge tender on the Intercolonial railway at Grand Narrows, Iona, riding of North Cape Breton and Victoria, N.S. Presented 6th June, 1913.—*Mr. McKenzie*.....*Not printed.*
- 61 (14y).** Names of all officials dismissed in Shelburne and Queens from 1st December, 1896. —(*Senate*).....*Not printed.*
- 62.** Return to an Order of the House of the 4th December, 1912, for a return showing the number of all contracts cancelled in the County of Bonaventure since the 1st of October, 1911; the names of the contractors, the prices paid to them, the reasons for the cancellation in each case; and a copy of any investigations and reports had into the causes of such cancellations, the names of the new contractors and the prices paid to them in each case. Presented 14th January, 1913.—*Mr. Marcell (Bonaventure)*.....*Not printed.*
- 62a.** Return to an Order of the House of the 5th December, 1912, for a return showing the number of rural mail delivery routes that have been established in Canada since the 1st January, 1912, in each province and county, respectively. Presented 14th January, 1913.—*Mr. Lemieux*.....*Not printed.*

 CONTENTS OF VOLUME 27—*Continued.*

- 62b.** Return to an Order of the House of the 9th December, 1912, for a copy of all correspondence, letters, telegrams, complaints and other documents relating to the cancelling of the contract for conveying His Majesty's mails, entered into on the 1st day of January, 1912, between the Honourable Postmaster General and Mr. J. C. Beeman, of Guthrie, County of Mis-sisquoi; together with the reason for the cancellation of this contract, the price paid to Mr. Beeman, the name of the present contractor and the price paid to him. Presented by Hon. Mr. Pelletier.—*Mr. Kay*.....*Not printed.*
- 62c** Return to an Order of the House of the 11th March, 1912, for a copy of all letters, requests, memorandums, tenders and other documents in the possession of the Post Office Department relating to the calling for tenders and the granting of the contract now in force for the carrying of the mail between Sorel and Ste. Victoire, County of Richelieu. Presented 20th January, 1913.—*Mr. Cardin*.....*Not printed.*
- 62d.** Return to an Order of the House of the 4th December, 1912, for a copy of all papers, letters, telegrams, tenders, bonds, agreements, contracts and other documents in the possession of the Post Office Department relating to the letting of the contract for carrying the mails between Heatherton and Guysborough, in the year 1912; and also relating to any temporary agreement entered into prior to the date of letting such contract. Presented 21st January, 1913.—*Mr. Sinclair*.....*Not printed*
- 62e.** Return to an Order of the House of the 29th January, 1913, for a copy of all letters and other documents relating to the establishment of a rural mail service between Saltsprings and West River Station, in the County of Pictou, in the year 1912. Presented 17th February, 1913.—*Mr. Macdonald*.....*Not printed.*
- 62f.** Return to an Order of the House of the 29th January, 1913, for a copy of all letters, and other documents relating to the establishment of a rural mail delivery service between Merigonish Station, County of Pictou, and Arisaig, in the County of Antigonish, in the year 1912. Presented 17th February, 1913.—*Mr. Macdonald.*
Not printed.
- 62g.** Return to an Order of the House of the 29th January, 1913, for a copy of all correspondence, letters, telegrams and reports regarding the termination of H. D. Decoste's contract for carrying the mails between Linwood Station and Linwood post office and the making of a new contract with D. Delorey, from the 1st January, 1913. Presented 25th February, 1913.—*Mr. Chisholm (Antigonish)*.....*Not printed.*
- 62h.** Return to an Order of the House of the 4th December, 1912, for a copy of all correspondence, complaints, recommendations, telegrams and reports bearing on the railway mail service in Bonaventure County from October, 1911, up to date, and on the appointment and dismissal of officers in such connection, with the names, residences, salaries and duties, as well as of all documents bearing on the suspension of the railway mail service during the period mentioned, as well as a copy of all documents referring to agreements made to meet such a contingency during the coming winter. Presented 25th March, 1913.—*Mr. Marcell (Bonaventure)*.....*Not printed.*
- 62i.** Return to an Order of the House of the 9th December, 1912, for a copy of all tenders received and the contracts entered into for the carrying of the mails between St. Andrew and Beaulieu, County of Antigonish, and of all letters, telegrams and correspondence on file in the Post Office Department containing any recommendation or advice regarding the awarding of such contract, or in any way referring thereto. Presented 26th March, 1913.—*Mr. Chisholm (Antigonish)*.....*Not printed.*

CONTENTS OF VOLUME 27—Continued.

- 62j.** Return to an Order of the House of the 3rd February, 1913, for a return showing what changes, if any, have been made in the contracts for the carrying of the mails in the County of Berthier, since the 21st September, 1911; in what parishes, on what date, and for what reason; to whom have the new contracts been granted, and if a tender was asked for in each case. Presented 14th April, 1913.—*Mr. Béland.*
Not printed
- 62k.** Return to an Order of the House of the 29th January, 1913, for a copy of all letters, petitions, telegrams, bonds, reports and other papers and documents in the possession of the Post Office Department, or any department of the government, relating to the letting of the mail contract between Guysborough and Charles Cove, County of Guysborough, N.S., during the year 1912. Presented 28th April, 1913.—*Mr. Sinclair.*
Not printed.
- 62l.** Return to an Order of the House of the 14th April, 1913, showing the names of the various railway mail clerks employed, respectively, on the Montreal and Quebec divisions and the date of the appointment and residence of each. Presented 7th May, 1913.—*Mr. Bureau**Not printed.*
- 62m.** Return to an Order of the House of the 9th April, 1913, for a copy of the contract entered into by the Post Office Department with the Ontario Equipment Company of Ottawa relating to the purchase of locks for mail bags. Presented 7th May, 1913.—*Mr. Carvell**Not printed.*
- 62n.** Return to an Order of the House of the 7th April, 1913, for a copy of all correspondence, telegrams, &c., exchanged between the Honourable the Postmaster General and Dr. Faucher, of Quebec, concerning the purchase of a certain patented lock for mail bags. Presented 7th May, 1913.—*Mr. Lapointe (Kamouraska)*.. . . .*Not printed.*
- 62o.** Return to an Order of the House of the 7th April, 1913, for a copy of all correspondence, telegrams, &c., exchanged between the Honourable the Postmaster General and Mr. Aimé Dion, advocate of Quebec, concerning the purchase of a certain patented lock for mail bags. Presented 7th May, 1913.—*Mr. Verrille*.....*Not printed.*
- 62p.** Return to an Order of the House of the 29th January, 1913, for a copy of all letters, petitions, telegrams, complaints, reports, bonds of indemnity, and all other papers and documents in the possession of the Post Office Department, or any department of the government, relating to the contract for carrying the mails between Linwood or some point of the Intercolonial railway, County of Antigonish, N.S., and Grosvenor, County of Guysborough, N.S. Presented 9th May, 1913.—*Mr. Sinclair*....*Not printed.*
- 62q.** Return to an Order of the House of the 24th April, 1913, for a return showing the full names of the mail carriers in the County of Vaudreuil and Soulanges; between what place they perform the service; the distance between each of these places; the amount of each carrier's contract, and the amount the government paid for the carriage of the mail in these different places before September, 1911. Presented 16th May, 1913.—*Mr. Boyer*.....*Not printed.*
- 62r.** Return to an Order of the House of the 7th May, 1913, for a return showing the number of post offices in Yarmouth County, Nova Scotia, not served with daily mail, giving the names and the number of times per week served. Presented 20th May, 1913.—*Mr. Law*..... *Not printed.*
- 62s.** Return to an Address to His Excellency the Administrator of the 7th April, 1913, for a copy of all orders in council, reports of experts and contracts, in connection with

CONTENTS OF VOLUME 27—Continued.

the different purchases of rural mail delivery boxes made by the Post Office Department since 1908, until 1st January, 1912. Presented 21st May, 1913.—*Mr. Lemieux.*
Not printed.

- 62i.** Return to an Order of the House of the 12th May, 1913, for a return giving the names of the post offices and of the postmasters in the Counties of Soulanges and Vaudreuil. Presented 21st May, 1913.—*Mr. Boyer*.....*Not printed.*
- 62u.** Return to an Order of the House of the 5th December, 1912, for a copy of all letters, telegrams, petitions and other documents relating to the establishment of rural mail delivery routes in the County of Pictou since the 1st October, 1911, with a statement of all routes applied for, of routes established and of those refused, and the reason for their refusal. Presented 2nd June, 1913.—*Mr. Macdonald*.....*Not printed.*
- 62v.** Return to an Order of the House of the 31st March, 1913, for a copy of all correspondence concerning the purchase of new locks for mail bags by the Post Office Department from the Ontario Equipment Company. Presented 4th June, 1913.—*Mr. Carvell.*
Not printed.
- 62w.** Return to an Order of the House of the 17th February, 1913, for a copy of all correspondence, letters, telegrams, memoranda, tenders, bonds and all other documents relative to the contract for the carrying of the mail between the post office and Canadian Pacific Railway station at Three Rivers and vice versa, since the eleventh day of October, 1911, to date. Presented 4th June, 1913.—*Mr. Tobin*.....*Not printed.*
- 62x.** Return to an Order of the House of the 21st April, 1913, for a copy of all correspondence, telegrams, complaints, affidavits, reports, recommendations, requests, certificates, contracts and other documents relating to the cancelled contract of M. E. Bougie, for carrying the mails between the post office and railway station at Bromptonville, Quebec. Presented 4th June, 1913.—*Mr. Bureau*.....*Not printed.*
- 63.** Return to an Order of the House of the 4th December, 1912, for a return showing all the new post offices opened in the County of Bonaventure, since October, 1911, up to date, and a copy of the correspondence in connection therewith, together with the names of such post offices and postmasters, and the location of such offices; and also a copy of all papers asking for such offices. Presented 14th January, 1913.—*Mr. Marcil (Bonaventure)*.....*Not printed.*
- 64.** Return to an Order of the House of the 9th December, 1912, for a copy of all petitions, correspondence, memoranda, recommendations and other papers or documents in the possession of the Department of Marine and Fisheries relating to the proposals to supply medicine or medical attendance free, or otherwise, to Canadian boat fishermen. Presented 14th January, 1913.—*Mr. Sinclair*.....*Not printed.*
- 65.** Return to an Order of the House of the 4th December, 1912, for a copy of all correspondence, petitions, complaints, memoranda, reports and investigations regarding the service performed by the steamer *Canada*, owned by the Inter-Provincial Navigation Company of Fraserville, Quebec, since October, 1911, up to date, and also of all documents bearing on the present contract with the Department of Trade and Commerce, or the renewal or extension thereof. Presented 14th January, 1913.—*Mr. Marcil (Bonaventure)*.....*Not printed.*
- 66.** Return to an Order of the House of the 9th December, 1912, for a copy of all papers, documents, telegrams, letters, &c., relating to the matter of the establishment of a lobster hatchery at Spry Bay, Halifax County, N.S. Presented 14th January, 1913.—*Mr. Maclean (Halifax)*.....*Not printed.*

CONTENTS OF VOLUME 27—Continued.

- 67.** Return to an Order of the House of the 9th December, 1912, for a copy of all papers, documents, telegrams, &c., between the Department of Trade and Commerce and any company, person or persons, relative to the continuance and payment of a subsidy towards a steamship service between St. John, N.B., and Bear River, N.S., for the fiscal year 1912, and performed during the fiscal year 1911. Presented 17th January 1913.—*Mr. Maclean (Halifax)*.....*Not printed.*
- 67a.** Return to an Order of the House of the 4th December, 1912, for a copy of all papers, documents, memoranda, letters, telegrams and documents bearing on a request for a subsidy for a steam service between Bonaventure, Quebec, or any other part of Bonaventure County and Bathurst, New Brunswick, or any other part of Gloucester County, New Brunswick, and between New Richmond, Quebec, and Dalhousie, New Brunswick, and between Carleton and Migasha, Quebec, and Dalhousie, New Brunswick, or Campbellton, New Brunswick, or both, as well as a copy of all replies made for such subsidies and this since October, 1911, to date. Presented 14th January, 1913.—*Mr. Marcil (Bonaventure)*.....*Not printed.*
- 67b.** Return to an Address to His Royal Highness the Governor General of the 9th December, 1912, for a copy of all advertisements, tenders, contracts, orders in council memoranda, papers, letters and correspondence in any way relating to a subsidized steamship service between Canadian ports and any ports of the British West Indies, or any proposed improvement or extension of such steamship service since 1st November, 1911 to the present time. Presented 15th January, 1913.....*Not printed.*
- 67c.** Return to an Order of the House of the 4th December, 1912 for a copy of all reports made by officials of the Department of Railways and Canals on the Quebec and Oriental railway, and the Atlantic, Quebec and Western railways, together with a statement of the subsidies paid such railways since October, 1911, up to date, and a copy of all correspondence in that connection. Presented 17th January, 1913.—*Mr. Marcil (Bonaventure)*.....*Not printed*
- 67d.** Return to an Order of the House of the 4th December, 1912, for a copy of all correspondence between the Minister of Railways or any other member of the government and any person regarding the acquisition by the government of Canada of the Quebec Oriental railway, formerly the Atlantic and Lake Superior railway, and the Atlantic, Quebec and Western railway, or both. Presented 27th January, 1913.—*Mr. Marcil (Bonaventure)*.....*Not printed.*
- 67e.** Return to an Order of the House of the 29th January, 1913, for a copy of the report made to the Minister of Railways and Canals by the party of government engineers who inspected the Quebec and Saguenay railway during December, 1912, January, 1913. Presented 27th February, 1913.—*Mr. Lemieux*.....*Not printed.*
- 67f.** Return to an Order of the House of the 17th February, 1913, for a copy of all reports made by any engineers or accountants to the Minister of Railways and Canals on the usefulness of the Atlantic, Quebec and Western railway and the Quebec Oriental railway, to the Intercolonial railway as branch lines or feeders. Presented 27th February, 1913.—*Mr. Marcil (Bonaventure)*.....*Not printed.*
- 67g.** Return to an Address to His Royal Highness the Governor General of the 9th December, 1912, for a copy of all papers, documents, petitions, orders in Council, memoranda, correspondence, &c., by and between the government of Canada or any member thereof, and the government of the province of British Columbia, or any member thereof, since 1st May, 1912, relating to the subject to an increase of the provincial subsidy to the said province. Presented 16th April, 1913.—*Mr. Maclean (Halifax)*.

Printed for sessional papers.

 CONTENTS OF VOLUME 27—Continued.

- 67*h*. Return to an Address to His Royal Highness the Governor General of the 20th January, 1913, for a copy of all documents and memorials of the government of British Columbia presenting claims for additional provincial subsidies, and of all correspondence and orders in council on the same. Presented 16th April, 1913.—*Sir Wilfrid Laurier*.....*Printed for sessional papers.*
- 67*i*. Copy of agreement made with the several provinces as to the expenditure of the subsidies granted under the Agricultural Aid Act, and statement showing the purposes for which said subsidies are to be expended. Presented 6th June, 1913, by Hon. Mr. Burrell.... *Not printed.*
68. Copies of general orders promulgated to the militia for the period between 2nd November, 1911, and 5th November, 1911. Presented by Hon. Mr. Hughes, 14th January, 1913. *Not printed.*
69. Return to an Address to His Excellency the Right Honourable Sir Charles Fitzpatrick, P.C., &c., administrator, of the 31st March, 1913, for a copy of all papers, documents, petitions, letters, telegrams, orders in council and other papers and documents in possession of the Department of Customs, relating to the duty payable on twine used for fishing purposes, and especially relating to the construction placed upon item 682 of the Customs Tariff. Presented 23rd May, 1913.—*Mr. Sinclair*.....*Not printed.*
70. Return to an Order of the House of the 30th November, 1912, for a return showing:—
1. The date when the present Canadian Pure Food Act, now known as the Adulteration Act, R.S.C., was enacted.
 2. What foods, beverages or drugs have standards of strength and purity under the Act been fixed, and what are the dates when such standards become operative.
 3. What foods, beverages or drugs have standards of strength and purity been prepared and recommended from time to time by the chief analyst, which have not been put in force, and why were such standards not put in force.
 4. How many cases of adulteration together with cases which show standards of quality below those required by the Adulteration Act, have been ascertained by the Dominion analyst since the said Act came into operation.
 5. In how many of such cases did prosecutions under the Act or under the Criminal Code follow, and in how many cases were convictions secured. Presented 14th January, 1913.—*Mr. McDonnell*.....*Not printed.*
71. Return to an Order of the House of the 4th December, 1912, for a copy of all correspondence, negotiations, proposals in writing and other papers and documents in the possession of the government, or any department thereof, relating to reciprocity in trade with the United States, bearing date between the 1st day of January, 1890, and the 31st day of December, 1891. Presented 14th January, 1913.—*Mr. Sinclair.*
Not printed
72. Return to an Order of the House of the 4th December, 1912, for a copy of all letters, telegrams, &c., exchanged between the member for Bellechasse County and the Minister of Agriculture and the Postmaster General, concerning the appointment of an additional physician at the quarantine station of Grosse Ile. Presented 14th January, 1913.—*Mr. Lemieux*.....*Not printed.*
- 72*a*. Return to an Order of the House of the 10th December, 1912, for a copy of all correspondence, documents, recommendations and reports concerning the appointment of Doctor Pomminville, to the position of surgeon of the St. Vincent de Paul penitentiary, replacing Doctor A. Allaire. Presented 24th January, 1913.—*Mr. Wilson (Laval)*.....*Not printed.*

CONTENTS OF VOLUME 27—Continued.

- 72b. Return to an Order of the House of the 10th December, 1912, for a copy of all letters, telegrams, correspondence and other documents relating to the appointment of Charles W. Hatfield, fishery officer on the Tusket River, Yarmouth County, N.S. Presented 27th January, 1913.—*Mr. Law*.....*Not printed.*
- 72c. Return to an Order of the House of the 10th December, 1912, for a copy of all correspondence, letters, requests, telegrams and other documents relating to the appointment of Louis Nadeau as postmaster at Ste. Christine, County of Bagot. Presented 4th February, 1913.—*Mr. Marcil*.....*Not printed.*
- 72d. Return to an Order of the House of the 29th January, 1913, for a copy of all orders, letters, telegrams and other documents in connection with the appointment of Lt.-Col. Warburton, as administrative medical officer at the Charlottetown camp in 1912, and of all letters and telegrams asking for a change in the said appointment, and of all orders and other documents relating to his being superseded, and to the appointment of his junior, Lt.-Col. Jenkins, in his place. Presented 13th February, 1913.—*Mr. Macdonald*.....*Not printed.*
- 72e. Return to an Order of the House of the 27th January, 1913, for a copy of all documents, letters, correspondence, recommendations, reports, &c., relating to the appointment of Mr. J. Begin as manager of the experimental farm at Ste. Anne de la Pocatière. Presented 13th February, 1913.—*Mr. Lapointe (Kamouraska)*....*Not printed.*
- 72f. Return to an Order of the House of the 29th January, 1913, for a copy of all correspondence exchanged between Dr. Marcotte, M. Lavallée, M.P., the Honourable the Postmaster General and the Minister of Agriculture, concerning the appointment of an additional medical officer at Grosse Isle quarantine station. Presented 19th February, 1913.—*Mr. Lemieux*..*Not printed.*
- 72g. Return to an Order of the House of the 3rd March, 1913, for a copy of all letters, telegrams, recommendations and other papers in connection with the appointment of John Macdonald as Inspector of Inland Revenue for the Maritime Provinces, and of all letters, telegrams, applications, recommendations and other papers received from any other person or persons relative to the applications of other persons for the position. Presented 17th March, 1913.—*Mr. Macdonald*.....*Not printed.*
- 72h. Return to an Order of the House of the 17th February, 1913, for a copy of all letters, petitions, telegrams, recommendations and other papers and documents, in the possession of the Department of Marine and Fisheries, or any department of the government, relating to the appointment of F. W. Kelley, M.D., as port physician at Bridgewater, N.S. Presented 18th March, 1913.—*Mr. Law*.....*Not printed.*
- 72i. Return to an Address to His Royal Highness the Governor General of the 4th December, 1912, for a return showing all appointments to office under the Dominion government in the constituency of Edmonton from 10th October, 1911, to 21st November, 1912, with a statement of the salaries in each case, together with a copy of all correspondence, recommendation to council, orders in council, and all other papers or documents in any way connected with such appointments. Presented 28th March, 1913.—*Mr. Oliver**Not printed.*
- 72j. Return to an Order of the House of the 4th December, 1912, for a copy of all correspondence, recommendations, reports, memoranda and other documents bearing on the appointment of a general foreman, or other permanent or temporary officials, of the Department of Public Works in the County of Bonaventure since October, 1911, up to date, with the names, residences, duties and salaries of such appointees. Presented 2nd May, 1913.—*Mr. Marcil (Bonaventure)*.....*Not printed.*

CONTENTS OF VOLUME 27—Continued.

- 72k.** Appointment of Mr. McCloskie as postmaster at Waukau, British Columbia.—(*Senate*)
Not printed.
- 73.** Return to an Address to His Royal Highness the Governor General of the 9th December, 1912, for a return showing all changes made in the Customs Tariff of Canada by order in council since the close of last session of parliament. Presented 14th January, 1913.....*Not printed*
- 74.** Return to an Order of the House of the 9th December, 1912, for a return showing the quantity and value of molasses of cane, as defined in tariff item No. 137a, imported into Canada for the fiscal year ending 31st March, 1912, from each island of the British West Indies, which are parties to the Canada-West India Trade Agreement. Presented 14th January, 1913.—*Mr. Maclean (Halifax)*.....*Not printed.*
- 75.** Letter of the Honourable F. D. Monk, M.P., to the Right Honourable the Prime Minister, resigning his position as Minister of Public Works, and the letter of the Prime Minister in acknowledgment thereof. Presented by Hon. Mr. Borden, 14th January, 1913.....*Not printed.*
- 75a.** Return to an Order of the House of the 26th May, 1913, for a copy of all letters, reports, documents and all other communications relating to the appointment of Colonel Crowe as Commandant of the Royal Military College and to his resignation of said position, or to the extension of his term of service or to the termination thereof, and of all papers or letters passing between the minister and Colonel Crowe, relative to his resignation or the failure to extend his term of service. Presented 3rd June, 1913.—*Mr. Macdonald*.....*Not printed*
- 75b.** Return to an Order of the House of the 26th May, 1913, for a copy of all letters, reports, complaints and other communications and documents which passed between General McKenzie and the Minister of Militia or his department, previous to, and which led up to the resignation of General McKenzie; and also a copy of said resignation, and the reply of the minister thereto, and of any and all communications had with the War Office thereto, and of all other papers and documents in connection therewith. Presented 4th June, 1913.—*Mr. Macdonald*.....*Not printed.*
- 76.** Return to an Order of the House of the 4th December, 1912, for a copy of all papers, letters, telegrams, complaints and reports, bearing on the delay in the payment of census enumerators in the County of Bonaventure, in connection with the last census, together with the names, residences, amounts, and dates of payment. Presented 15th January, 1913.—*Mr. Marcil (Bonaventure)*.....*Not printed.*
- 77.** Report of departmental commission on the official statistics of Canada. Presented 15th January, 1913*Printed for distribution only.*
- 78.** Return to an Order of the House of the 18th March, 1912, for a copy of all correspondence in the possession of the Postmaster General respecting the change of name of Broderick post office in the Province of Saskatchewan, to St. Aldwyn. Presented 15th January, 1913.....*Not printed.*
- 78a.** Return to an Order of the House of the 30th November, 1911, for a copy of all papers, telegrams, letters, &c., between the Postmaster General and any other person respecting the closing or removal of the present post office at Spry Bay, Halifax County. Presented 20th January, 1913.—*Mr. Maclean (Halifax)*.....*Not printed.*
- 79.** Report of the commissioner Dominion Police Force, for the year 1912. Presented by Hon. Mr. Foster, 15th January, 1913.....*Not printed.*

CONTENTS OF VOLUME 27—Continued.

- 80.** Return to an Order of the House of the 9th December, 1912, for a copy of all correspondence, complaints, reports and all documents relating to the cancelling of lease No. 18778, consented to by the Honourable Minister of Railways and Canals, to Aurile Lebeuf, on the 12th December, 1910.—Presented 16th January, 1913.—*Mr. Papineau.*
Not printed
- 81.** Return to an Address to His Royal Highness the Governor General of the 4th December, 1912, for a copy of all orders in council passed since 1st October, A.D. 1911, relating to the Board of Management of the Government Railways of Canada, or of any other member thereof, or in any way affecting the same, or any official of the Intercolonial Railway, as regards the duties to be performed or the powers to be exercised by the said Board or any member thereof, or by any such official, together with a copy of all recommendations, letters, applications, instructions, or other correspondence, in any manner relating thereto or having regard to the said orders in council as to the management of the Intercolonial railway. Presented 17th January, 1913.—*Mr. Emerson.*
Not printed
- 81a.** Return to an Address to His Royal Highness the Governor General of the 4th December, 1912, for a copy of a certain Order in Council issued during the current year by which certain official reports formerly made to Board of Management of the Intercolonial Railway have been ordered in future to be made to Mr. F. P. Brady. Presented 17th January, 1913.—*Mr. Sinclair.*
Not printed.
- 82.** Return to an Order of the House of the 5th December, 1912, for a copy of all papers, including surveys, tenders, and every other record, or document in the possession of the Department of Railways and Canals or any other department of the government relating to the building of a line of railway from Estmere, County of Victoria, Province of Nova Scotia, to the town of Baddeck in the same county. Presented 17th January, 1913.—*Mr. McKenzie.*
Not printed.
- 83.** Return to an Address to His Royal Highness the Governor General of the 9th December, 1912, for a copy of all documents, papers, tenders, contracts, orders in council and correspondence in connection with the supply of castings for and the purchase of scrap iron from the eastern division of the Intercolonial Railway since 1st May, 1912. Presented 17th January, 1913.—*Mr. Maclean (Halifax).*
Not printed.
- 83a.** Return to an Order of the House of the 9th December, 1912, for a return showing the names of the employees on the dining cars of the Intercolonial Railway and the nature of their employment; and also of the employees on the Pullman cars of the Intercolonial Railway and the nature of their employment. Presented 17th January, 1913.—*Mr. Boulay.*
Not printed.
- 83b.** Return to an Order of the House of the 9th December, 1912, for a copy of all papers, documents, telegrams, letters, &c., relating to a strike of temporary employees of the Intercolonial Railway at Halifax, in August, 1912. Presented 27th January, 1913.—*Mr. Mclean (Halifax).*
Not printed.
- 83c.** Return to an Order of the House of the 10th December, 1912, for a copy of all evidence plans, reports, correspondence, &c., respecting an inquiry held concerning an accident on the Intercolonial Railway at St. André de Kamouraska on 7th October, 1912, caused by train No. 33, the maritime express going west. Presented 27th January, 1913.—*Mr. Lapointe (Kamouraska).*
Not printed.
- 83d.** Return to an Order of the House, of the 29th January, 1913, for a copy of the evidence taken at the inquiry held in the month of November, 1912, by Mr. MacDonald

 CONTENTS OF VOLUME 27—*Continued.*

- superintendent of the Intercolonial at Lévis, in reference to Alfred Laugnay, an employee of the Intercolonial at St. Charles, County of Bellechasse. Presented 27th February, 1913.—*Mr. Lapointe (Kamouraska)*.....*Not printed.*
- 83e. Return to an Order of the House of the 19th February, 1913, for a copy of all telegrams, letters, petitions, reports of engineers, plans, surveys, and other documents in the possession of the Department of Railways and Canals, and having been received since 1st January, 1912, relating to the construction of a branch line of the Intercolonial Railway into Guysborough County. Presented 18th March, 1913.—*Mr. Sinclair*.....*Not printed.*
- 83f. Return to an Order of the House of the 24th February, 1913, for a copy of all petitions, resolutions, letters, telegrams and correspondence, relating to free or reduced transportation of hay over the Intercolonial Railway for the farmers of Antigonish County, Nova Scotia, and also of the evidence taken and report made as to the shortage of hay in that and other of the eastern counties of Nova Scotia. Presented 18th March, 1913.—*Mr. Chisholm (Antigonish)*.....*Not printed.*
- 83g. Return to an Order of the House of the 29th January, 1913, for a copy of all letters telegrams, tenders, acceptances of tenders, cancellation of tenders and other papers and documents in the possession of the Department of Railways and Canals, or any department of the government, bearing date after 1st July, 1912, relating to the supply of ice for the use of the Intercolonial Railway at Mulgrave, N.S. Presented 18th March, 1913.—*Mr. Sinclair*.....*Not printed.*
- 83h. Return to an Order of the House of the 12th February, 1913, for a copy of all letters correspondence, petitions and other documents, on file in the Department of Railways and Canals, or in the office of the Intercolonial Railway at Moncton, relating or in any way appertaining to the new public wharf at Sackville, N.B., and the necessity of establishing in the interest of the traffic of the Intercolonial Railway, and of the shipping and trade facilities of Sackville, and of the commerce of communities adjacent thereto, rail connections between the said wharf and the main line of the said railways at Sackville station; also of all letters and other communications received by the chairman or vice-chairman of the Government Railways Managing Board, or by any official of the said railway, relating in any manner to the said subject, received by them or any of them during the years 1911, 1912 and 1913. Presented 19th March, 1913.—*Mr. Emmerson*.....*Not printed.*
- 83i. Return to Order of the House of the 19th March, 1913, for a return showing who the tenderers were, and the amount of each tender for the supply of castings for the Intercolonial Railway during the present year. Presented 23th March, 1913.—*Mr. Macdonald**Not printed.*
- 83j. Return to an Order of the House of the 19th March, 1913, for a return showing how many kegs of nails were purchased in 1912 for the Intercolonial Railway; the prices paid therefor in each case; whether tenders were invited in the case of each purchase and, if so, who the respective tenderers were and the prices submitted; to whom were the contracts awarded in each case. Presented 23th March, 1913.—*Mr. Murphy*.
Not printed.
- 83k. Return to an Order of the House of the 19th March, 1913, for a return showing the amounts received by the Intercolonial Railway for freight and passengers respectively for each of the twelve months of the calendar years 1910, 1911 and 1912, at the following stations:—Montreal, Halifax, St. John, Sydney, Truro, Moncton, New Glasgow

CONTENTS OF VOLUME 27—*Continued.*

and Amherst; also, the total receipts of the said railway for freight and passengers respectively during each of the said years. Presented 28th March, 1913.—*Mr. Rhodes.*
Not printed.

- 83l.** Return to an Order of the House of the 20th January, 1913, for a copy of all letters, correspondence, telegrams, representations, requests and reports on file in the Department of Railways and Canals, or in the offices of the Intercolonial Railway at Moncton, or among the records of the Government Railways Managing Board, or in the office of the assistant chairman of the Government Railways Managing Board, relating to or in any way connected with the water supply system at Dorchester station on the Intercolonial railway, or relating to the absence of and the total failure to provide a supply of water for drinking or other purposes at that station, or in connection with the dwelling of the station agent in the Station House; and also of all correspondenc, letters, requests, recommendations and reports relating to the alleged necessity of additional clerical or other help or assistance at the station. Presented 21st April, 1913.—*Mr. Emmerson*.....*Not printed.*
- 83m.** Return to an Order of the House of the 12th February, 1913, for a copy of all correspondence, letters, telegrams, reports and other papers on file in the Department of Railways and Canals, or in the offices of the Intercolonial Railway at Moncton, relating to M. L. Tracy, an employee of the mechanical department of the Intercolonial during the years 1899 and 1900, and of all letters and correspondence relating to the case of the said M. L. Tracy, passing between the then Minister of Railways and Canals and any of the officials of the railway, during those years; also a copy of the letters of D. Pottinger, then general manager, the late James E. Price, then general superintendent, and the late M. Jarvis, then a divisional superintendent of said railway, relating to the same subject during the said period of 1899 and 1900. Presented 21st April, 1913.—*Mr. Emmerson*.....*Not printed.*
- 83n.** Return to an Order of the House of the 3rd March, 1913, for a statement of all amounts collected by the Intercolonial Railway for freight on hay carried from Amherst and other stations on the Intercolonial, County of Cumberland, to Antigonish, N.S., and consigned to C. Edgar Whidden or C. B. Whidden & Son, in the month of January last and February instant, and by whom such freight was paid; also a copy of all way bills and bills of lading for the same. Presented 21st April, 1913.—*Mr. Chisholm (Antigonish)*.....*Not printed.*
- 83o.** Return to an Order of the House of the 3rd February, 1913, for a copy of all letters, petitions, telegrams, complaints, communications, reports and other papers and documents, received since the 1st day of October, 1911, by and now in the possession of the Department of Railways and Canals, the Government Railway Managing Board or any official of the Intercolonial Railway or of the Prince Edward Island railway, relating to or in any manner appertaining to an application for, or a proposed reduction of the working hours for the Intercolonial railway employees at Moncton, or at any other point of the Intercolonial railway or the Prince Edward Island railway. Presented 21st April, 1913.—*Mr. Emmerson*.....*Not printed.*
- 83p.** Return to an Order of the House of the 21th February, 1913, for a copy of all complaints, requirements, requisitions, petitions, and correspondence of all kinds made by the Sydney, N.S., Board of Trade, or by the citizens of the city of Sydney, or any of them, having reference to better and increased facilities on the Intercolonial Railway on the Sydney division. Presented 21st April, 1913.—*Mr. Carroll.*
Not printed.

CONTENTS OF VOLUME 27—Continued.

- 83q.** Return to an Order of the House of the 31st March, 1913, for a copy of all letters, papers and other documents relating to the claim for damages for the death of the young son of Thomas Hoare, who was killed at a crossing of the Intercolonial Railway in the town of Stellarton in the summer of 1912, and of all petitions, letters, and other papers asking for the placing of gates or other protection at said crossing. Presented 1st April, 1913.—*Mr. Macdonald*.....*Not printed.*
- 83r.** Return to an Order of the House of the 14th April, 1913, for a copy of all correspondence exchanged between the Department of Railways and Canals at Moncton and the same department at Campbellton, on the subject of the collision which occurred at St. Moise, during the month of February, 1913, between the trains of E. Smith and the regular train No. 99, omitting from it the inquiry held in the matter. Presented 29th April, 1913.—*Mr. Boulay*.....*Not printed.*
- 83s.** Return to an Order of the House of the 7th April, 1913, for a return showing the names, residences and occupations of all the employees of the Intercolonial Railway who have been dismissed in the County of Rimouski since the 21st September, 1911. Presented 29th April, 1913.—*Mr. Lapointe (Kamouraska)*.....*Not printed.*
- 83t.** Certified copy of a report of the Privy Council of the 5th May, 1913, covering the appointment of Frederick Passmore Gutelius, as general manager of Government Railways. Presented by Hon. Mr. Cochrane, 7th May, 1913... ..*Not printed.*
- 83u.** Return to an Order of the House of the 31st March, 1913, for a copy of all letters, memorials, petitions, correspondence, reports and other documents in the Department of the Postmaster General, or on file therein, relating or in any wise appertaining to the inauguration or establishing of railway mail facilities between Moncton, N.B., westward over the Intercolonial Railway towards St. John, in the morning, so as to furnish, among other things, opportunities for the transmission of newspapers and other mail matter, along said railway, to make morning connection with the railway mail facilities afforded by the railway from Salisbury, Westmorland County, N.B., running into Albert County, N.B.; and also relating to the establishment of railway mail facilities on each week day evening between Moncton eastward over the said railway by train known as number 84, running between Moncton, N.B., and Springhill Junction, Nova Scotia, thus affording the direct mail connection for newspapers and other mail matter each evening from Moncton to Shediac, Memramcook, Dorchester, Sackville, Amherst, and intermediate points east of Moncton; together with a statement showing what, if any, such railway mail facilities, either by locked bag or otherwise, were established or furnished over either of the said routes, and stating the respective dates when the same were so established or furnished generally, or in relation to any one of the newspapers published in Moncton, either in the morning or in the evening. Presented 12th May, 1913.—*Mr. Emmerson*.....*Not printed.*
- 83v.** Return showing whether any contract has been made for the construction or supply of cars of any kind to the Intercolonial Railway since 1st January, 1913, and if so, to whom the contract was awarded; the number of cars, kind or class, and the price to be paid; whether any tenders were called for previous to awarding said contract, and if so, who the tenderers were, the amount of the tender in each case, and if tenders were called for by private request or public advertisement. Presented 21st May, 1913.—*Mr. Macdonald*.....*Not printed.*
- 83w.** Return to an Order of the House of the 28th April, 1913, for a return showing all amounts collected by the Intercolonial Railway for freight on hay shipped from Amherst and other stations on the Intercolonial, in the County of Cumberland, to Antigonish and other stations in the County of Antigonish, during the months of

CONTENTS OF VOLUME 27—Continued.

- January, February and March last; the name of the consigners and of the consignees, the amount of freight paid on each shipment and by whom paid; also a copy of all way-bills and bills of lading for same. Presented 6th June, 1913.—*Mr. Chisholm (Antigonish)*.....*Not printed.*
84. Return to an Address to His Royal Highness the Governor General of the 9th December, 1912, for a copy of all papers, documents, memoranda, orders in council, letters and correspondence, relating in any way to the closing of the Canadian Immigration Office at Boston, U.S.A., in 1911, and its subsequent re-establishment. Presented 17th January, 1913.—*Mr. McLean (Halifax)*.....*Not printed.*
85. Copies of despatches dated 11th December, 1912, which have been addressed to the Governors General of the Commonwealth of Australia and the Union of South Africa and the Governors of New Zealand and Newfoundland, on the subject of representation of the self-governing Dominions on the Committee of Imperial Defence. Presented by Hon. Mr. Eorden, 17th January, 1913.....*Not printed.*
86. Reports in connection with the Tides and Currents of Northumberland Strait.—(*Senate*).....*Not printed.*
87. Archives Branch, *re* transferring of from Department of Agriculture to Secretary of State.—(*Senate*).....*Not printed.*
88. Commission appointed to investigate Indian reserves of British Columbia.—(*Senate*).
Not printed.
89. Insurance rates between Canadian Atlantic ports, and ports in the United Kingdom.—(*Senate*)*Printed for distribution and sessional papers.*
90. Report of departmental commission relating to official statistics of Canada.—(*Senate*).
Printed for distribution only.
91. Copy of the Sixth Joint Report of the Commissioners for the Demarcation of the Meridian of the 141st degree of west longitude. Presented by Hon. Mr. Roche, 21st January, 1913.....*Not printed.*
92. Return to an Order of the House of the 9th December, 1912, for a copy of all papers, documents, petitions, memoranda, correspondence, &c., with the Government of British Columbia or any member thereof, with the fishery officers of the Marine and Fisheries Department resident in said province, with salmon canneries in said province, and with any company, person or persons, relating to the prohibition of the export of sockeye salmon from the said province of British Columbia since 15th October, 1911. Presented 20th January, 1913.—*Mr. Maclean (Halifax)*....*Not printed.*
93. Return to an Order of the House of the 20th March, 1912, for a copy of all correspondence and memoranda on the subject of cable rates, exchanged between the Canadian Post Office Department and the British Post Office Department. Presented 20th January, 1913.—*Mr. Lemieux*.....*Not printed.*
94. Return to an Address to His Royal Highness the Governor General of the 9th December, 1912, for a copy of all papers, documents, letters, &c., between the Government of Canada and the Commonwealth of Australia for the past twelve months relative to the matter of preferential tariff arrangements between the said two countries. Presented 21st January, 1913.—*Mr. Maclean (Halifax)*....*Printed for sessional papers only.*
95. Report of Mr. Olivar Asselin on an investigation of Belgian and French emigration to Canada. Presented by Hon. Mr. Roche, 21st January, 1913.
Printed for distribution and sessional papers.

CONTENTS OF VOLUME 27—Continued.

- 95a.** Return to an Order of the House of the 4th December, 1912, for a copy of all complaints, letters, papers, reports, and of all documents bearing on the investigation held at Port Daniel West, Quebec, into the conduct of Edward Dea, as overseer or guardian of the lobster hatchery at that place. Presented 22nd January, 1913.—*Mr. Marcell* *Not printed.*
- 95b.** Report of R. A. Pringle, Esq., K.C., in relation to the investigation of the wreck of the steamer *Mayflower*, on the 12th November, 1912. Presented by Hon. Mr. Hazen, 6th February, 1913..... *Not printed.*
- 95c.** Return to an Address to His Royal Highness the Governor General of the 29th January, 1913, for a copy of the report of the commission appointed to investigate complaints against the United Shoe Machinery Company, together with the order in council appointing the commission, the complaints upon which the order was issued and all action, if any, taken by the government on report of commission, by order in council or otherwise. Presented 11th February, 1913.—*Sir Wilfrid Laurier.*
Not printed
- 95d.** Return to an Order of the House of the 20th January, 1913, for a copy of all evidence, letters, telegrams and other documents in connection with the investigation into the stranding of the D. G. steamer *Earl Grey* at Toney River, County of Pictou, in the spring of 1912; of the reports of the commissioner investigating the same, and of all correspondence, telegrams and documents in connection therewith, and of any departmental action in connection therewith. Presented 18th March, 1913.—*Mr. Macdonald.*
Not printed
- 95e.** Return to an Order of the House of the 27th January, 1913, for a copy of all letters, papers, evidence and other documents in connection with the investigation into the collision between the steamship *City of Sydney* and the tug boat *Douglas H. Thomas*, in Sydney Harbour, 13th November, 1912, and of the findings and reports of the commissioner holding the investigation in regard to the same. Presented 2nd April, 1913.—*Mr. Macdonald*..... *Not printed.*
- 96.** Report of the Second International Moral Education Congress held at the Hague, 22nd to 27th of August, 1912, and as related thereto, on moral instruction in the Canadian public schools, &c., by Mr. J. A. M. Aikins, who was appointed by the government to represent Canada at that Congress. Presented by Hon. Mr. Borden, 21st January, 1913..... *Printed for distribution only.*
- 97.** Return to an Order of the House of the 4th December, 1912, for a copy of all pay-lists, letters, documents, letters and other papers in connection with the expenditures at Cariboo Island in the County of Pictou. Presented 21st January, 1913.—*Mr. Macdonald* *Not printed.*
- 98.** Return to an Order of the House of the 22nd January, 1913, for a copy of all correspondence, letters and telegrams between the Minister of Marine and Fisheries, or any officer of his department, and J. A. Gillies, K.C., Sydney, relating to the purchase from John B. Nicholson, of a site for a salmon hatchery at Snidlope Lake, Richmond County, N.S., and also of all accounts, charges and vouchers received from the said J. A. Gillies, for services in connection therewith and the payments made to the said J. A. Gillies in respect of the same. Presented 7th February, 1913.—*Mr. Kyte.*
Not printed.

CONTENTS OF VOLUME 27—Continued.

99. Return to an Order of the House of the 9th December, 1912, for a copy of all papers, documents and correspondence, between the Department of Public Works and any person or persons relating to the placing of obstructions in the waters of South West Cove, Lunenburg County, N.S. Presented 24th January, 1913.—*Mr. Maclean (Halifax)*.....*Not printed.*
100. Return to an Order of the House of the 4th December, 1912, for a copy of all pay-lists, letters, documents, telegrams and other papers in connection with the expenditures at Skinner's Cove in the County of Picton. Presented 24th January, 1913.—*Mr. Macdonald**Not printed.*
101. Return to an Address to His Royal Highness the Governor General of the 22nd January, 1912, for a copy of all correspondence between the government of Canada and the government of the Province of Ontario, with regard to the extension of the boundaries of the said province. Presented 28th January, 1913.—*Sir Wilfrid Laurier*.
Not printed.
102. Return to an Order of the House of the 4th December, 1912, for a copy of all correspondence, reports, and documents, bearing on the claim of C. R. Scoles, of New Carlisle, Quebec, to a balance of subsidy voted to the Atlantic and Lake Superior railway, since October, 1911, to date. Presented 24th January, 1913.—*Mr. Marcell*.
Not printed.
103. Return to an Order of the House of the 4th December, 1912, for a copy of all correspondence, letters, telegrams, reports and other documents concerning an alleged defalcation in the accounts of Joseph J. Melanson, clerk in the customs office at Bathurst, County of Gloucester, which caused an inquiry to be held on the 23rd of October last by the Provincial Inspector of Customs, with the name of the accuser. Presented 24th January, 1913.—*Mr. Turgeon*.....*Not printed.*
104. Return to an Order of the House of the 9th December, 1912, for a copy of all papers, letters and telegrams in the custody of the Department of Railways and Canals, or any other department of the government, between the 1st day of September, 1874, and the 1st day of September, 1879, relating to the acquisition or expropriation of lands at St. Peters, N.S., for canal purposes, and relating to the appointment of valuers to appraise the value of such lands; the instructions to such valuers, the report or reports of such valuers, the area of lands taken, and the price paid for same; and also the amount paid each valuator for his services. Presented 27th January, 1913.—*Mr. Kyte*.....*Not printed.*
105. Return to an Order of the House of the 4th December, 1912, for a copy of all the different freight tariffs in force on the line of railway from Matapedia, Quebec, to New Carlisle, Quebec, and from New Carlisle, to Gascons, Quebec, and vice versa, and of any requests that have been received in regard to the change in the same; and also a copy of any requests, petitions, letters, or other documents complaining of the said tariffs. Presented 27th January, 1913.—*Mr. Marcell (Bonaventure)*.
Not printed.
- 105a. Return to an Order of the House of the 10th December, 1912, for a copy of the different freight tariffs in force on the line of railway from Sunny Brae to Ferrona Junction, on the Intercolonial Railway, and of any requests that have been received in regard to the change in the same, and also a copy of any requests, petitions, letters or other documents complaining of said tariff. Presented 27th January, 1913.—*Mr. Sinclair*.....*Not printed.*

 CONTENTS OF VOLUME 27—*Continued.*

- 106.** Return to an Order of the House of the 5th December, 1912, for a copy of the original instructions, including maps, specifications, profiles, &c., furnished the engineers on the eastern division of the Transcontinental railway between Winnipeg and Quebec by the chief engineer of the Transcontinental Commission, and approved by the Grand Trunk Pacific Railway Company. Also of all instructions, including specifications and profiles, issued by the chief engineer of the Transcontinental Commission or by the chairman, since 31st October, 1911, which in any way vary, amend, or depart from the original instructions above mentioned. Also, of all correspondence between the Minister of Railways or any official of his department and the chairman of the Transcontinental Commission, or the chief engineer, concerning the departure from the original instructions, either as to the grades, curves and bridges or other permanent structures. Also a copy of all correspondence between the Minister of Railways or any member of the government and any official of the Grand Trunk Pacific Railway Company referring to change of original instructions as regards grades, curves or permanent structures on the said line between Winnipeg and Quebec; and also of all correspondence between the chairman of the Transcontinental Commission or the chief engineer and any official of the Grand Trunk Pacific Railway Company, or any member of its engineering staff, concerning the proposed change of grades, curves, or other permanent structures on the line of the Transcontinental between Winnipeg and the City of Quebec. Presented 30th January, 1913.—*Mr. Graham.*
Not printed.
- 106a.** Return to an Order of the House of the 7th May, 1913, for a copy of a letter, dated 24th September, 1904, written by Chief Engineer Lumsden of the Transcontinental Commission to Chairman Wade of the same body, in which the former recommended to the latter certain grades on the Transcontinental railway. Presented 15th May, 1913.—*Mr. Graham.*.....*Not printed.*
- 107.** Return to an Order of the House of the 20th January, 1913, for a copy of all papers in connection with a claim of L. A. Sauvé to certain buildings at La Pointe des Cascades, on the Soulanges canal, and of all correspondence on the same. Presented 30th January, 1913.—*Sir Wilfrid Laurier.*.....*Not printed.*
- 108.** Return to an Order of the House of the 5th December, 1912, for a copy of the contract entered into between the Department of Railways and Canals and W. H. Weller for St. Peters canal improvements, and for a copy of all correspondence between the contractor or any other person, firm or corporation and the Honourable Minister of Railways and Canals relating to the dumping of material removed by the contractor. Presented 30th January, 1913.—*Mr. Kyte.*.....*Not printed.*
- 108a.** Return to an Order of the House of the 27th January, 1913, for a copy of all correspondence between the Department of Railways and Canals and C. D. Sargent, C.E., and between C. D. Sargent, C.E., and H. G. Stanton, Superintending Engineer of the St. Peters Canal, or between W. H. Weller, contractor for the St. Peters canal improvements, and either or all of said parties relative to work done by the contractor outside of his contract, and the specifications thereof, and also a copy of all correspondence, letters and telegrams between the Department of Railways and Canals or C. D. Sargent, C.E., and any other person, in regard to the same; and of all accounts and vouchers rendered by the contractor to the government of such work, and the payment made by the government to the contractor, specifying whether the same is paid for in full or otherwise. Presented 21st April, 1913.—*Mr. Kyte.*
Not printed.
- 108b.** Return to an Order of the House of the 19th March, 1913, for a copy of the accounts of personal expenses paid to Mr. St. Amour, Superintendent of the Soulanges Canal,

CONTENTS OF VOLUME 27—Continued.

since he entered upon his duties.—Also return to an Order of the House of the 2nd April, 1913, for a copy of all accounts for personal expenses paid by the government to Mr. St. Amour, Superintendent of the Soulanges Canal, since the date of his appointment. Presented 29th April, 1913.—*Mr. Boyer*.....*Not printed.*

- 109.** Return to an Order of the House of the 10th December, 1912, for a copy of all correspondence, letters, telegrams, petitions and other documents received since the 1st day of January, 1912, asking that the line of railway known as the Vale Road, should be taken over by the Intercolonial Railway. Presented 30th January, 1913.—*Mr. Macdonald*.....*Not printed.*
- 110.** Return to an Order of the House of the 27th January, 1913, for a copy of all correspondence in connection with the issuing of letters patent to the Quebec Railway, Light, Heat and Power Company, Limited, and also said letters patent. Presented 30th January, 1913.—*Mr. Lemieux*.....*Not printed.*
- 111.** Return to an Order of the House of the 9th December, 1912, for a copy of all papers, documents, correspondence, &c., between the Department of Trade and Commerce and Mr. Donnelly, late Canadian Trade Commissioner in Mexico, relating to the closing of the office of such trade commissioner in Mexico. Presented 3rd February, 1913.—*Mr. Maclean (Halifax)*.....*Not printed.*
- 112.** Return called for by Section 68 of Chapter 62, Revised Statutes of Canada, requiring that the Minister of the Interior shall lay before parliament, each year, a return of liquor brought from any place out of Canada into the territories by special permission in writing of the Commissioner of the Northwest Territories. Presented by Hon. Mr. Roche, 3rd February, 1913.....*Not printed.*
- 113.** Return to an Order of the House of the 22nd January, 1913, for a copy of all letters, telegrams and other papers and documents, relating to the resignation of Lt.-Col. W. F. Moore, 20th Regiment, Halton Rifles, and also of the resignation and the reply thereto. Presented 6th February, 1913.—*Mr. Macdonald*.....*Not printed.*
- 114.** Return to an Order of the House of the 20th January, 1913, for a copy of all letters, papers, telegrams and other documents in connection with the strike of firemen and other men employed on the D.G.S. *Earl Grey*, in the year 1912 and 1913. Presented 11th February, 1913.—*Mr. Macdonald*.....*Not printed.*
- 115.** Return to an Order of the House of the 27th March, 1912, for a copy of all papers, letters and telegrams relating to the applications for, or the granting of, a lease of False Cove Flats, Vancouver, B.C. Presented 11th February, 1913.—*Mr. Macdonald*,
.....*Not printed.*
- 116.** Return to an Order of the House of the 27th January, 1913, for a copy of all correspondence and other papers in connection with a proposed guarantee of bonds to the Quebec and Saguenay railway. Presented 11th February, 1913.—*Mr. Lennox*.....*Not printed.*
- 116a.** Return to an Order of the House of the 9th April, 1913, for a copy of all documents, including petitions, memorials, letters and telegrams, addressed to the government, or any of its members, urging it to take over and incorporate into the Canadian government railway system, the Quebec and Oriental Railway and the Atlantic, Quebec and Western Railway, with a copy of all the answers thereto. Presented 20th May, 1913.—*Mr. Marcil (Bonaventure)*.....*Not printed.*

 CONTENTS OF VOLUME 27—*Continued.*

- 116b.** Return to an Address to His Royal Highness the Governor General of the 11th December, 1912, for a copy of all orders in council in connection with the construction of a line of railway from St. John to Grand Falls in the Province of New Brunswick, or any portion thereof and also of all plans and profiles filed with the Department of Railways and Canals by the St. John and Quebec Railway Company, and of all correspondence between the Department of Railways and Canals or any official thereof and with the said company or the Government of the Province of New Brunswick, or any official thereof, with reference to the curves, grades or general specifications of the said railway or any portion thereof. Presented 20th May, 1913.—*Mr. Carvell.*
Not printed.
- 116c.** Return to an Order of the House of the 28th April, 1913, for a copy of all memorials, petitions, letters, and other documents submitted to the Board of Railway Commissioners from 1st January, 1913, to date, by any party whatsoever regarding the service of the Quebec and Oriental Railway and the Atlantic, Quebec and Western Railway, as to freight, passengers and express matters, with a copy of all orders and rulings issued by such Board and of all correspondence in connection therewith. Presented 20th May, 1913.—*Mr. Marcil (Bonaventure)*.....*Not printed.*
- 117.** Return to an Address to His Royal Highness the Governor General of the 5th December, 1912, for a return showing the number of appeals made to the Governor in Council during the twelve months preceding 25th November, 1912, against orders of the Board of Railway Commissioners, the particulars of each appeal, and the decision rendered by the Governor in Council in each case. Presented 11th February, 1913.—*Mr. Graham**Printed for sessional papers only.*
- 118.** Return to an Address to His Royal Highness the Governor General of the 22nd January, 1913, for a copy of all orders in council and of all correspondence relating to the extension of facilities for obtaining information useful to Canadian Trade and Commerce in connection with the British Consular Service. Presented 11th February, 1913.—*Mr. Ames*.....*Not printed.*
- 119.** Return to an Order of the House of the 24th January, 1913, for a return showing all the employees of the different departments at Ottawa, and also in the nine provinces and territories of Canada, and other places outside of Canada, in the inside and outside service, who have left their employment since the 1st October, 1911, up to the 10th January, 1912, inclusively, with their names, Christian names, age, nationality, employment and salaries respectively; the date of their appointment; the date of their leaving; their salaries, the time of their appointment and at leaving; the reasons of their leaving; and if replaced or not; the names, Christian name, age, nationality, employment and salary of those who have replaced them; and in the case of dismissals, a list of the persons who asked for their dismissals; in the case of these replacing them, a list of the persons who recommended their successors. Presented 11th February, 1913.—*Mr. Wilson (Laval)*.....*Not printed.*
- 119a.** Supplementary return to an Order of the House of the 24th January, 1912, for a return showing all the employees of the different departments at Ottawa, and also in the nine provinces and territories of Canada, and other places outside of Canada, in the inside and outside service, who have left their employment since the 1st October, 1911, up to the 10th January, 1912, inclusively, with their names, Christian names, age, nationality, employment and salaries respectively; the date of their appointment; the date of their leaving; their salaries at the time of their appointment and at leaving; the reasons of their leaving; and if replaced or not; the names, Christian name, age, nationality, employment and salary of those who have replaced them;

CONTENTS OF VOLUME 27—Continued.

and in the case of dismissals, a list of the persons who asked for their dismissals; in the case of these replacing them, a list of the persons who recommended their successors. Presented 17th March, 1913.—*Mr. Wilson (Laval)*.....*Not printed.*

- 120.** Return to an Address to His Royal Highness the Governor General of the 5th February, 1912, for a copy of all tenders, contracts, reports and other memoranda of the engineers of the Department of Public Works, orders in council, correspondence and all other documents relating to the construction of a dam for storage purposes at the foot of Lake Timiskaming. Presented 12th February, 1913.—*Mr. Pugsley.*
Not printed.
- 120a.** Return to an Order of the House of the 4th March, 1912, for a copy of all contracts, correspondence or writings whatsoever, respecting the construction of a dam in 1902 or 1909, called the Lake Timiskaming dam constructed or built over the rivers forming the inflow or the discharge of the said lake, exchanged between the Government of Canada and the contractor or contractors. Presented 12th February, 1913.—*Mr. Boulay*.....*Not printed.*
- 121.** Return to an Order of the House of the 25th March, 1912, for a return giving a list of the subjects of the oil paintings and water colours which have become the property of the National Gallery of Canada since 1891; and the names of the artists in each case. Presented 12th February, 1913.—*Mr. Burnham*.....*Not printed.*
- 122.** Return to an Order of the House of the 27th January, 1913, for a copy of all documents, letters, correspondence, reports, recommendations, &c., relating to the petition of Mr. Firmin Thibault, of St. Denis, County of Kamouraska, for his indemnity for having served at the time of the Fenian invasion. Presented 13th February, 1913.—*Mr. Lapointe (Kamouraska)*.....*Not printed.*
- 123.** Return to an Order of the House of the 27th January, 1913, for a return showing what date or dates the government purchased the site for the new Dominion Rifle Range in the County of Carleton, Ontario, from whom were the several parcels of land purchased, and what price per acre was paid for each, the number of acres of land purchased, and the total amount paid therefor, if any buildings have been erected on the said lands by the government, and the cost thereof, the amounts paid by the government for commissions, fees, agency charges, and legal expenses, and to whom in connection with said purchase, the amount of money expended by the Government on the said range for all purposes, from the date of the original purchase of the land up to 23rd January, 1913, and any sums remaining to be paid in any way connected with the purchase of the said range, to whom and the respective amounts thereof, the distance from the post office in the City of Ottawa to the said range, if any line of electric or other railway runs from the City of Ottawa to the said range, and what means of transportation will be provided for riflemen going to and returning from the said range. Presented 13th February, 1913.—*Mr. Wilson (Laval)*.....*Not printed.*
- 124.** Return to an Address to His Royal Highness the Governor General of the 10th February, 1913, for a copy of the memorial presented to the Government during the session of 1911-12, by a delegation from the Government of Prince Edward Island asking for an increased provincial subsidy, a copy of which memorial was laid on the Table of the House by the Finance Minister last session of Parliament, but is not now apparently on the files of the House Presented 17th February, 1913.—*Mr. Hughes (Kings, P.E.I.)*.....*Printed for sessional papers only.*
- 125.** Return to an Address to His Royal Highness the Governor General of the 9th December, 1912, for a copy of all papers, letters, telegrams and correspondence between the Government of Canada or any member thereof, since 1st November, 1911, to the pre-

CONTENTS OF VOLUME 27—Continued.

- sent time, with any corporation, company, party or parties, in any way relating to the Customs Tariff upon cement or to the temporary reduction made of the Customs Tariff upon cement; also for a copy of all letters and correspondence by and between members of the Government of Canada during the same period relating to the same subject, and of all papers, documents, memoranda and orders in council relative to the reduction of the Customs Tariff upon cement made by order in council since the close of the last session of parliament. Presented 17th February, 1913.—*Mr. Maclean (Halifax)*.....*Not printed.*
- 125a.** Return to an Address to His Royal Highness the Governor General of the 20th January, 1913, for a copy of all petitions since the 1st of October, 1911, addressed to the Governor General in Council or to any member of the government, asking for a remission and the adjustment of duty on cement, of all letters to the ministers individually on the same, of all correspondence and of all orders in council. Presented 21st February, 1913.—*Sir Wilfrid Laurier*.....*Not printed.*
- 125b.** Return to an Address to His Royal Highness the Governor General of the 9th December, 1912, for a copy of all papers, documents, petitions, orders in council, letters and telegrams in any department of the government of Canada, or that passed between the Department of Customs and the Department of Justice or any solicitor, counsel, association, company or individual, during the past twelve months, respecting the imposition of tariff duties upon imported lumber dressed on one side and sized, or respecting the interpretation of tariff item No. 504, together with a printed copy of any stated case, appeal, factum or argument used before the Exchequer Court of Canada or the Supreme Court of Canada, in the matter of the judicial interpretation of tariff item No. 504. Presented 4th June, 1913.—*Mr. Maclean (Halifax)*.....*Not printed.*
- 126.** Return to an Order of the House of the 4th December, 1912, for a copy of all correspondence passing between the government or any member thereof with respect to the east half of Section 27 in township six (6) in range two (2) west of the third meridian. Presented 17th February, 1913.—*Mr. Martin (Regina)*.....*Not printed.*
- 127.** Return to an Order of the House of the 27th January, 1913, for a return showing when the militia or regular forces was first called out in Canada since Confederation in aid of the civil authorities, how often, when and where has the same been called out since, the amount of money paid by each municipal corporation for such service in each case, what corps called out on each occasion, whether to quell strikes in each instance or for what purpose. Presented 18th February, 1913.—*Mr. Macdonald*.....*Not printed.*
- 128.** Return to an Order of the House of the 29th January, 1913, for a copy of all correspondence, papers, &c., concerning the application by James McKelvey, of the town of Sarnia, Ontario, for Fenian Raid Volunteer Bounty. Presented 18th February, 1913.—*Mr. Macdonald*.....*Not printed.*
- 129.** Return to an Order of the House of the 10th February, 1913, for a copy of all documents, correspondence, memorandums, reports, requests for inquiries, of the appointment of commissioners and other documents, relating to the study of the causes for the depopulation of country places and the high cost of living in the eastern provinces of the Dominion. Presented 18th February, 1913.—*Mr. Paquet*.....*Not printed.*
- 130.** Return to an Order of the House of the 9th December, 1912, for a copy of all papers, documents, memoranda and correspondence relating to the application of the Banque Internationale to the Treasury Board for a certificate for the commencement of business. Presented 18th February, 1913.—*Mr. Maclean (Halifax)*.....*Not printed.*

 CONTENTS OF VOLUME 27—*Continued.*

- 131.** Return to an Order of the House of the 4th December, 1912, for a copy of all papers, documents, telegrams, reports, letters, and instructions regarding smelt and salmon fishing in the Restigouche river and the Baie des Chaleurs since October, 1911, up to date, together with copy of instructions issued to officials of the Department of Marine and Fisheries in that connection. Presented 18th February, 1913.—*Mr. Marcil (Bonaventure)*.....*Not printed.*
- 132.** Return to an Order of the House of the 29th January, 1913, for a copy of all correspondence and papers concerning the increase of salary of Mr. Sevigny, employed at the immigration office at Montreal. Presented 18th February, 1913.—*Mr. Carvell.*
Not printed.
- 133.** Return to an Order of the House of the 5th February, 1913, for a return showing whether any order for goods has been given by the Department of Public Works since 1st October, 1911, at Montreal, Quebec, St. John and Halifax; tenders asked for in each case; orders for goods given without tenders; names of firms, and amounts in each case. Presented 19th February, 1913.—*Mr. Macdonald*.....*Not printed.*
- 134.** Return to an Order of the House of the 10th December, 1912, for a copy of all correspondence and other papers, in the Department of Public Works, concerning the awarding of a contract for a Welsh coal supply to the various Dominion public buildings in Montreal. Presented 19th February, 1913.—*Mr. Lemieux*....*Not printed.*
- 135.** Return to an Order of the House of the 5th December, 1912, for a return showing how many dredging contracts were let by the Department of Public Works during the year 1911-12, the name of each tenderer and the amount of each tender. Presented 19th February, 1913.—*Mr. Lemieux*.....*Not printed.*
- 135a.** Return to an Order of the House of the 4th December, 1912, for a return showing the quantity by cubic yards of dredging made in the harbour of Bathurst by the dredge *Restigouche* during the months of May, June, July, August, September, October, and November of the year 1911, and during the same months in the year 1912. Presented 19th February, 1913.—*Mr. Turgeon*.....*Not printed.*
- 135b.** Return to an Order of the House of the 10th December, 1912, for a copy of all correspondence, documents, recommendations and reports respecting the dredging Des Prairies river, the work done, depth, length and width of channel dredged, the list of men employed to perform that work, their salaries, and the amount of money spent on that work since the 1st of October, 1911, up to the 21st November, 1912. Presented 12th May, 1913.—*Mr. Wilson (Laval)*.....*Not printed.*
- 135c.** Return to an Order of the House of the 3rd March, 1913, for a copy of all documents, letters, reports of engineers and a detailed statement of expenditure in connection with dredging at Ste. Anne de Restigouche and Cross Point, Bonaventure County. Presented 4th June, 1913.—*Mr. Marcil (Bonaventure)*.....*Not printed.*
- 135d.** Return to an Order of the House of the 19th March, 1913, for a return showing the amount of dredging done by the government dredges for private parties or firms in Prince Edward Island, during the season of 1912; the names of the parties or firms for whom this dredging was done; the number of yards of material dredged for each party or firm; the class of material dredged, and the price per yard the government charged for this dredging; who measured the material dredged, and whether it was scow measurement that was made; who recommended the said dredging to be done; if the resident engineer or any engineer was consulted in regard to the measuring, and if the resident engineer or any engineer had control over the matter at all. Presented 6th June, 1913.—*Mr. Hughes (Kings, P.E.I.)*.....*Not printed.*

 CONTENTS OF VOLUME 27—*Continued.*

136. Return to an Order of the House of the 9th December, 1912, for a copy of the accounts of Jean Baptiste Lena and of his wife, for work done to the public buildings at Valleyfield, Quebec, in May, 1912; also for a copy of all correspondence, reports and documents relating to the payment in full or a part of their accounts. Presented 19th February, 1913.—*Mr. Papineau*.....*Not printed.*
137. Return to an Order of the House of the 4th December, 1912, for a return showing the amount of money expended in improving the channel of the Ottawa river between the city of Hull and the village of Masson. Presented 19th February, 1913.—*Mr. Devlin.*
Not printed.
138. Return to an Order of the House of the 4th December, 1912, for a copy of all documents relating to the transferring of P. E. Amiot, resident engineer of the Department of Public Works, Bonaventure, Quebec, to the district of Chicoutimi and Saguenay, and the appointment in his stead, in Bonaventure County, of Charles E. Tache, of Chicoutimi, as resident engineer, with a copy of all the instructions given to the latter and his duties, residence and salary. Presented 19th February, 1913.—*Mr. Marcil (Bonaventure)*.....*Not printed.*
139. Return to an Order of the House of the 4th December, 1912, for a copy of all petitions, correspondence, memoranda, reports, and resolutions of county or other municipal councils of Bonaventure County asking or objecting to certain public works in Bonaventure County since October, 1911, with the Minister of Public Works, or any member of the present administration, and replies made thereto. Presented 19th February, 1913.—*Mr. Marcil (Bonaventure)*.....*Not printed.*
140. British Canadian Loan and Investment Company, Limited, Toronto, for year 1911.—(*Senate*).....*Not printed.*
141. Claims of present fish warden, Baker Lake, County of Madawaska, N.B.—(*Senate*).
Not printed.
- 141a. Return to an Order of the House of the 29th January, 1913, for a copy of all letters, telegrams, reports, information, convictions and other documents in the possession of the Department of Marine and Fisheries or any officer thereof relating to the prosecution in the year 1910, against George Rowlings and James Rowlings, of Musquodoboit Harbour, County of Halifax, for a violation of the fishery regulations. Presented 21st May, 1913.—*Mr. Sinclair*.....*Not printed.*
- 141b. Return to an Order of the House of the 29th January, 1913, for a copy of all papers, letters, telegrams and documents or other communications, had with the Department of Marine and Fisheries or any official thereof, in regard to the prosecutions against the following parties:—Samuel Stewart, Melvin Hart, Andrew McNeil, Thomas McNeil, Hugh Malcolm, Tom Moffatt, James Waddin, Samuel Wright and Dougald Higgins, of Westville, County of Pictou, for infractions of the Fisheries Act, and of any applications or letters relative to relief from the fines imposed or the return of the same; and also of all papers, letters, and other documents relating to a charge against Rod. Martin, of Westville aforesaid, a fishery guardian, for illegal fishing and other offences. Presented 21st May, 1913.—*Mr. Macdonald*.....*Not printed.*
- 141c. Claims of Messrs. Boulanger and Son, Montmagny, Quebec.—(*Senate*)....*Not printed.*
142. Copy of Report of Minister of Justice in *re* Florence Mining Company.—(*Senate*).
Not printed.

 CONTENTS OF VOLUME 27—*Continued.*

143. Instruction sent to the different Lieutenant Governors of different provinces of Canada, with commissions.—(*Senate*).....*Not printed.*
144. Return to an Order of the House of the 15th January, 1913, for a copy of all papers, letters, documents, telegrams, reports and opinions in relation to the claim of William Ieeton, of Purcell's Cove for a return of a boat from the Department of Marine and Fisheries or any other department. Presented 20th February, 1913.—*Mr. Macdonald**Not printed.*
145. Return to an Address to His Royal Highness the Governor General of the 9th December 1912, for a copy of all papers, telegrams, letters and orders in council respecting the transfer of the property known as the Police Point Reserve to the corporation of the City of Medicine Hat, Alberta. Presented 20th February, 1913.—*Mr. Buchanan.*
Not printed.
146. Return to an Order of the House of the 29th January, 1913, for a copy of the inquiry made by F. B. Atkinson, Lévis, as to an accident that happened to the horse of Arsene Lauzier, at Amqui, County of Rimouski, on the 19th February, 1912. Presented 20th February, 1913.—*Mr. Boulay*.....*Not printed.*
147. Correspondence, memoranda, &c., in respect to the issue of a patent for the N. $\frac{1}{2}$ of S. W. $\frac{1}{4}$ of section 8, in township 49, range 26, west of the 2nd meridian, to one Arthur Donaldson, bearing date the 19th November, 1912. Presented by Hon. Mr. Roche, 20th February, 1913.....*Not printed.*
- 147a. Return to an Order of the House of the 12th February, 1913, for a copy of all letters, telegrams and other documents with respect to the north half of the southwest quarter of section eight (8), township forty-nine (49), range twenty-six (26), west of the second meridian, province of Saskatchewan, and the granting of a homestead entry for the said land to one Arthur Donaldson. Presented 6th June, 1913.—*Mr. Martin (Regina)*.....*Not printed.*
148. Return to an Order of the House of the 12th February, 1913, for a copy of all papers, reports and other documents relating to the delay of the Indian Department in issuing patents for lands purchased from the St. Peters band of Indians, and forming part of the St. Peters Indian reserve, Manitoba. Presented 25th February, 1913.—*Mr. Oliver*.....*Not printed.*
149. Return an Address to His Royal Highness the Governor General of the 27th January, 1913 for a copy of all applications addressed to the Government by the Algoma Steel Company for remission of duties on rails imported by the said company at Fort William; of all correspondence on the same, of all evidence sought and obtained by the government and supplied by the company in support of its application; and of all orders in council ordering such remission of duties. Presented 25th February, 1913.—*Sir Wilfrid Laurier*.....*Not printed.*
150. Return to an Order of the House of the 24th February, 1913, for a return showing the stenographers and secretaries of the House of Commons, and the names of the members for whom each of them work. Presented 26th February, 1913.—*Mr. Boulay.*
Not printed.
- 150a. Return to an Order of the House of the 31st March, ultimo, for a return giving the names and home addresses of the persons employed in the House of Commons as stenographers to members. Presented 1st April, 1913.—*Mr. Martin (Regina).*
Not printed.

CONTENTS OF VOLUME 27—Continued.

151. Return to an Order of the House of the 16th January, 1913, for a return showing the number of bushels of grain and barrels or sacks of flour which were shipped from Montreal, Quebec, St. John, N.B., and Halifax, for twelve months preceding the 31st day of December, 1912; the kinds of each product respectively, and the quantities of said commodities at each of above points which were domestic and foreign. Presented 26th February, 1913.—*Mr. Bennett (Simcoe)*.....*Not printed.*
152. Return to an Order of the House of the 19th February, 1913, for a return showing in detail the quantity and values, respectively, of the imports and exports of Canada with Great Britain, United States, Australia and New Zealand, during the year ending 31st March, 1912, in horses, cattle, sheep, hogs, bacon, hams, fresh and salted beef, lard, tallow, mutton, canned meats, butter, cheese, eggs, poultry and apples. Presented 26th February, 1913.—*Mr. Sutherland*.....*Not printed.*
153. Return to an Address to His Royal Highness the Governor General of the 26th February, 1912, for a copy of all letters, documents and correspondence relating to action by the Government in regard to the relief of the shareholders and depositors of the Farmer's Bank, and of the order in council appointing Sir William Meredith as Commissioner, and all correspondence in relation thereto. Presented 26th February, 1913.—*Mr. Macdonald*.....*Not printed.*
- 153a. Report of the Honourable Sir William Ralph Meredith, Kt., Commissioner appointed to make investigation into all matters connected with the Farmers Bank of Canada. Presented by Hon. Mr. White, 26th February, 1913.
Printed for distribution and sessional papers.

CONTENTS OF VOLUME 28.

(This volume is bound in three parts.)

- 153b. Report of Royal Commission authorized by orders in council dated 19th day of July, 1912, and the 5th day of August, 1912, to inquire into alleged complaints as to methods of weighing butter and cheese in Montreal, and also as to the methods of payment. Presented by Hon. Mr. Burrell, 30th May, 1913.
Printed for distribution and sessional papers.
154. Return to an Order of the House of the 27th January, 1912, for a return showing the amount of the subsidy paid to each of the four original provinces of the Dominion at Confederation, and the population on which such payment was based; the subsidy payable to each of the remaining five provinces on entering the union, and the population on which such payment was based; the sum added to the subsidy of any province as better terms, and the date which such addition was made respectively; the details of each readjustment of subsidies since 1867, and the yearly subsidy at present payable to each province, with the population on which such payment is based, and the original debt allowance, if any, respectively, placed to the credit of each province on entering the union. Presented 27th February, 1913.—*Mr. Sinclair*.
Printed for sessional papers only.
155. Return to an Order of the House of the 29th January, 1913, for a copy of all correspondence in regard to the disposition of the Marine Hospital at Pictou to the town of Pictou, or any other corporation or person. Presented 27th February, 1913.—*Mr. Macdonald*.....*Not printed.*
156. Return to an Order of the House of the 29th January, 1913, for a copy of all letters, tenders, contracts, papers and other documents in the possession of the Department of Marine and Fisheries relating to the making and cancellation of a contract or agreement between the said department and one Charles G. Giffin, of Isaac Harbour,

CONTENTS OF VOLUME 28.—*Continued.*

- N.S., to perform certain services for the lobster hatchery at that place, and also relating to a subsequent agreement with one Philip McArthur to perform similar duties. Presented 27th February, 1913.—*Mr. Sinclair*.....*Not printed.*
- 157.** Return to an Order of the House of the 29th January, 1913, for a copy of all papers and correspondence concerning the claim of Charles Mennier, ex-Collector of Customs at Marieville, Quebec, for rent. Presented 28th February, 1913.—*Mr. Lemieux*.
Not printed.
- 158.** Return to an Order of the House of the 9th December, 1912, for a copy of all letters, correspondence, documents and reports relating to the closing of the post office at Pomket river, Antigonish County, Nova Scotia, and the cancellation of the contract for the carrying of the mail between Heatherton and Pomket river. Presented 25th February, 1913.—*Mr. Chisholm (Antigonish)*.....*Not printed.*
- 158a.** Return to an Order of the House of the 27th January, 1913, for a copy of all letters, telegrams, petitions and other correspondence and documents received by the Post Office Department during the last twelve months from the honourable member for East Grey and others, relating to the closing of the post office at Harkaway, County of Grey province of Ontario, and of the proposed change in the mail service. Presented 25th March, 1913.—*Mr. Lauctot*.....*Not printed.*
- 159.** Claims put forth by and on behalf of Indians of British Columbia—Report of James T. McKenna on.—(*Senate*).....*Not printed.*
- 159a.** Return to an Address to His Royal Highness the Governor General of the 20th January, 1913, for a copy of all correspondence between the Government of British Columbia and the Government of Canada concerning the rights and claims of the Indians in the province, and of all orders in council with regard to the same. Presented 14th May, 1913.—*Sir Wilfrid Laurier*.....*Not printed.*
- 159b.** Return to an Order of the House of the 28th April, 1913, for a copy of all correspondence, reports and recommendations from Rev. R. L. Macdonald, Indian agent at Salmon River reserve, Richmond County, N.S., relating to the Indian school in said reserve; and of all correspondence and instructions from the Department of Indian Affairs to the said Indian agent, relating to the same; also a copy of all complaints, charges and reports against Miss Charlotte M. Devereaux, teacher of the said school, and of all correspondence and recommendations relating to the appointment of Farnest McNeil to succeed her, since 1st January, 1912. Presented 23rd May, 1913.—*Mr. Kyte*.....*Not printed.*
- 159c.** Return to an Order of the House of the 12th May, 1913, for a copy of the last surrender and of all papers, correspondence and other documents in connection with the surrender of part of the White Bear Indian Reserve; together with a copy of all letters and telegrams referring to this surrender by officials of the Department or others, and of the authority on which this surrender was taken, the number of acres surrendered, and how disposed of. Presented 23rd May, 1913.—*Mr. Bradbury*.
Not printed.
- 159d.** Return to an Order of the House of the 30th April, 1913, for a copy of all letters, papers, memoranda and other documents, dated since 1st January, 1912, relating to the Kitsilano Indian Reserve in the City of Vancouver. Presented 23rd May, 1913.—*Mr. Oliver*.....*Not printed.*
- 160.** Immigrants—number of, who settled in Canada, in 1911-12, and from whence.—(*Senate*).
Not printed.

 CONTENTS OF VOLUME 28.—*Continued.*

- 160a.** Return to an Order of the House of the 7th May, 1913, for a return showing the number of immigrants coming into Canada during the year ending 31st March, 1913, inspected by the government medical inspectors; the total cost of such medical inspections; the number of medical doctors employed by the government during that period; the name, salary and location of each, including those resident in Ottawa. Presented 6th June, 1913.—*Mr. Schaffner*.....*Not printed.*
- 161.** Correspondence with Mr. V. Steffansson concerning northern expedition. Presented by Hon. Mr. Hazen, 3rd March, 1913.....*Not printed.*
- 161a.** Copy of order in council No. P.C. 406 of the 22nd February, 1913, with reference to Mr. V. Steffansson's proposed northern expedition. Presented by Hon. Mr. Hazen, 10th March, 1913.....*Not printed.*
- 162.** Return to an Address to His Royal Highness the Governor General of the 25th March, 1912, for a copy of all letters, requests, petitions, orders in council and other documents in the possession of the Department of Marine and Fisheries relating to the change in the fishery regulations by which steam trawlers were prohibited from participating in the fishing bounty. Presented 3rd March, 1913.—*Mr. Sinclair.*
Not printed.
- 162a.** Return to an Address to His Royal Highness the Governor General, of the 10th February, 1913, for a copy of all petitions, correspondence, reports of experts or officers, of orders in council, minutes of council, and of other papers and documents in the possession of the Department of Marine and Fisheries, or any department of the government, relating to steam trawling on the Atlantic seaboard. Presented 15th April, 1913.—*Mr. Sinclair*.....*Not printed.*
- 163.** Return to an Order of the House of the 19th February, 1913, for a copy of all correspondence, papers, accounts, vouchers, concerning the purchase and subsequent repairs of a private car by the Department of Militia and Defence, from the Canadian Northern Railway Company. Presented 3rd March, 1913.—*Mr. Lemieux.*
Not printed.
- 164.** Return to an Order of the House of the 24th February, 1913, for a return showing separately the amount paid by the Department of Indian Affairs for medical attendance on account of the Indians on the Miemac reserve of Ste. Anne de Restigouche, Quebec, for each year from 1900 to 1913, inclusive, and to whom paid. Presented 10th March, 1913.—*Mr. Marcil (Bonaventure)*.....*Not printed.*
- 165.** Return to an Order of the House of the 19th February, 1913, for a copy of all correspondence, letters, telegrams and other documents relative to the sale of alleged Indian lands at Nyanza, riding of North Cape Breton and Victoria, N.S., to one Philip McDonald, such sale having taken place about the year 1877. Presented 17th March, 1913.—*Mr. McKenzie*.....*Not printed.*
- 165a.** Return to an Order of the House of the 7th May, 1913, for a return showing the number of acres surrendered by the Coté's Band of Indians, the number of acres sold by private sale, the number of acres still unsold; together with a copy of all letters from persons who made application for purchase of surrendered lands in Coté's reserve, or from any person on behalf of purchasers and replies thereto; and of all reports, letters or memoranda addressed to the Superintendent General of Indian Affairs, from any officer of the department respecting the private sale of said lands; also a copy of any document or documents covering the authority under which these lands were sold by private sale, and of all letters addressed to the department, or any officer of department, respecting the sale of said lands. Presented 3rd June, 1913.—*Mr. Bradbury*.....*Not printed.*

CONTENTS OF VOLUME 23.—*Continued.*

166. Return to an Order of the House of the 12th February, 1913, for a copy of all letters, reports and other documents received by the Minister of Labour regarding labour conditions on the Grand Trunk Pacific between Tête Jaune Cache and Fort George. Presented 17th March, 1913.—*Mr. Oliver*.....*Not printed*
167. Return to an Address to His Royal Highness the Governor General of the 3rd February, 1913, for a copy of all telegrams, letters and other documents passing between the Government of Canada, or any member thereof, and the Government of the Province of Saskatchewan, or any member thereof, with respect to chapter 17 of the statutes of Saskatchewan, 1912, being an Act to prevent the employment of female labour in certain capacities. Presented 17th March, 1913.—*Mr. Martin (Regina)*.....*Not printed.*
168. Return to an Order of the House of the 16th December, 1912, for a copy of all correspondence, petitions and other papers received by the Prime Minister, or any member of the government, since the 1st April, 1912, in connection with the school system established in that portion of the Keewatin Territory annexed to the province of Manitoba. Presented 17th March, 1913.—*Mr. Macdonald*.....*Not printed.*
169. Return to an Order of the House of the 29th January, 1913, for a return showing the number of accidents to lock gates or bridges on the Welland Canal during the year ending 25th November, 1912, the nature of the accidents, the amount of damage in each case and the amount recovered by the Government from vessel owners in each instance. Presented 18th March, 1913.—*Mr. Graham*.....*Not printed.*
170. Return to an Order of the House of the 3rd March, 1913, for a copy of the contract passed on the 6th day of August, 1910, between the City of Quebec and the Transcontinental Railway Commissioners, for the acquisition by the latter of the property known as Champlain Market, to be used as a station and terminals for the said railway; of all the correspondence between the said city and the present Commissioner of the said railway, with the Minister of Railways, or any other Minister, with regard to the non-execution of the said contract by the said commission. Presented 15th March, 1913.—*Sir Wilfrid Laurier*.....*Printed for sessional papers only.*
171. Return to an Order of the House of the 29th of January, 1913, for a copy of all letters, correspondence, &c., respecting the request for suspension by H. Boulay, or J. Stahl, assistant inspector of immigration on the railway. Presented 19th March, 1913.—*Mr. Boulay**Not printed.*
172. Return to an Order of the House of the 17th February, 1913, for a return showing the total area of land thrown open for pre-emption and purchased homesteads in each of the provinces of Saskatchewan and Alberta since the passing of the Dominion Lands Act of 1908; also the number of acres of such lands which have been disposed of by way of pre-emptions and purchased homesteads in each of the said provinces, the amount of principal money collected on account of such lands in each of the said provinces up to 31st December, 1912, and the amount of interest collected on account of such lands in each of the said provinces to 31st December, 1912. Presented 19th March, 1913.—*Mr. Martin (Regina)*.....*Not printed*
173. Return to an Order of the House of the 16th February, 1913, for a copy of all letters, correspondence, memorials and other documents received by the Right Honourable the Prime Minister and the Honourable the Minister of Justice, since the 1st day of January, 1912, relating to the request by county court judges for an increase of salary and for an amendment to the Judges Act with respect to retiring allowances. Presented 26th March, 1913.—*Mr. Proulx*.....*Not printed.*

 CONTENTS OF VOLUME 28.—*Continued.*

- 174.** Return to an Order of the House of the 13th February, 1913, for a return showing the names of the keepers in Portsmouth penitentiary, and their religious belief; the names of any of the said keepers who may have been dismissed, the date, charges and on whose recommendation were they reinstated. Presented 26th March, 1913.—*Mr. Edwards*.....*Not printed.*
- 174a.** Return to an Order of the House of the 13th February, 1913, for the name of the discipline officer in charge of each of the following departments in Portsmouth penitentiary, the date when each was first appointed on the penitentiary staff, the date to his present position, and the religious belief of each: Quarry, farm, warden's residence and grounds, blacksmith shop, bath room and laundry, stone shed, tailor and shoe shop, changing room, stone pile, sewage plant, asylum ward, cell wings, library and Roman Catholic and Protestant chapels, hospital, shop dome, carpenter, tin and paint shop, and prison of isolation. Presented 26th March, 1913.—*Mr. Edwards.*
Not printed.
- 175.** Return to an Order of the House of the 17th February, 1913, for a copy of all statements of account for salary or remuneration to the Commissioner, and his expenses, for witness fees and all other expenses in connection with the investigations by Commissioner Duchemin, of the following persons in Antigonish County namely: Patrick M. Decoste, deckhand *SS. Scotia*, Harbour an Bouche; William R. Fougère, sectionman, Harbour an Bouche; Allen Kinney, sectionman, Linwood; Hubert Myatte, sectionman, Tracadie; John McDonell, sectionman, Afton Station; John W. Malanson, sectionman, Afton; James Armstrong, sectionman, Heatherton; Charles Landry, sectionman, Pomket; William S. Landry, section foreman, Pomket; Colin McDonald, sectionman, James River; Archibald Chisholm, station agent, Heatherton; Joseph Benoit, station agent, Pomket; Alex. R. McAdam, fishery officer, Malignant Cove; Alex. McDonald, sub-collector, Doctors Brook; Charles L. Gass, sub-collector, Bayfield; Jeffrey M. Crispo, sub-collector, Harbour an Bouche; Hugh R. McAdam, postmaster, Arisaig; Thomas J. Sears, postmaster, Lochaber, Charles L. Gass, postmaster, Bayfield; and Joseph P. Benoit, postmaster, Pomquet; also the expenses in detail, of and incidental to the investigation by said Commissioner Duchemin of the charges made against John J. McDonald, postmaster, McArra's Brook; Archibald Stewart, section foreman, Harbour an Bouche; Ronald McFarlane, section foreman, Williams Point; Henry Williams, sectionman, Marshy Hope; and John W. McInnes, bridge foreman Intercolonial Railway, Antigonish. Presented 26th March, 1913.—*Mr. Chisholm (Antigonish)*.....*Not printed.*
- 175a.** Return to an Order of the House of the 28th April, 1913, for a return showing the date of the appointment of H. P. Duchemin, Investigating Commissioner for Eastern Nova Scotia; the number of days he has been employed by the government since the appointment; the gross amount paid to Mr. Duchemin as an allowance for his services, excluding travelling expenses or other outlay; the amount which has been paid to Mr. Duchemin to date for travelling expenses, living expenses, witness fees, and other sundry expenses, respectively. Presented 21st May, 1913.—*Mr. Sinclair.*
Not printed.
- 176.** Return to an Order of the House of the 4th December, 1912, for a copy of the report or reports made by C. E. Taché, resident engineer of Bonaventure County, Quebec, on public works existing or asked for in that constituency since October, 1911, up to date. Presented 28th March, 1913.—*Mr. Marcil (Bonaventure)*.....*Not printed.*
- 177.** Return to an Order of the House of the 6th February, 1913, for a return showing what properties within the area north of Wellington street and west of Bank street, in the City of Ottawa, have been purchased or acquired by the Government; from whom the said purchases were made, and the price paid, or agreed to be paid, in each case; the

CONTENTS OF VOLUME 23.—Continued.

number of said properties not yet paid for, the names of the owners thereof, and amount, if any, in dispute in each case; the names of the persons who were employed in any capacity, or for any purpose, in connection with the purchase of the said properties, and the terms of their employment; the amount which has been paid to each, and further amounts to be paid to such persons, giving their respective names; whether the Government has employed any persons or agents to collect rent from the tenants or occupants of any of the said properties, if so, the names of such rent collectors, for what period employed, and amount by way of salary, fees, or commission, paid to each; the total amount paid by the Government up to 31st January, 1913, in connection with the purchase or acquisition of the said properties. Presented 28th March, 1913.—*Mr. Murphy**Not printed.*

- 178.** Return to an Order of the House of the 24th January, 1913, for a copy of all correspondence between the Minister of Public Works and H. Morel, M.P.P., for East Nipissing, in any way relating to the construction of a road or highway from North Bay to Sturgeon Falls, Ontario; and of all petitions, correspondence, surveys, and engineers' reports in any way connected with the building of the said road or highway. Presented 28th March, 1913.—*Mr. Murphy*.....*Not printed.*
- 179.** Return to an Order of the House of the 4th December, 1912, for a copy of all pay-lists, letters, documents, telegrams and other papers in connection with the expenditures made on Brulé wharf in the County of Colchester during the last two years. Presented 28th March, 1913.—*Mr. Macdonald*.....*Not printed.*
- 179a.** Return to an Order of the House of the 10th December, 1912, for a copy of all papers, documents, tenders and correspondence relating in any way to the construction of a wharf at Kraut Point, Lunenburg County, N.S. Presented 28th March, 1913.—*Mr. Maclean (Halifax)*.....*Not printed.*
- 180.** Return to an Order of the House of the 29th January, 1913, for a copy of all correspondence, papers, &c., concerning the application made by the Eastern Canada Power Company, with a view to raise the head of the River St. Lawrence in the vicinity of Coteau, Cedar, Split Rock and Cascade rapids to the level of the water in Lake St. François. Presented 28th March, 1913.—*Mr. Lemieux*.....*Not printed.*
- 181.** Return to an Order of the House of the 4th December, 1912, for a copy of all correspondence, letters and telegrams addressed by the Conservative candidate in the County of Gloucester at the election of 21st September, 1911, to the Minister of Public Works from the day he took his oath of office, on 10th October, 1911, up to the 31st December, of the same year, on the subject of public works then under construction in the said county. Presented 28th March, 1913.—*Mr. Turgeon*.....*Not printed.*
- 182.** Return to an Order of the House of the 10th March, 1913, for a return showing the number of men of the R. C. regiment at Aldershot, during the summer of 1912, previous to the regular militia camp; date of going into camp; number there during said time; whether tenders for supplies for these men were called for; number of tenders received and from whom; if any contracts were awarded on said tenders and, if not, what was done with the said tenders; how and from whom were supplies for these men obtained; the prices paid during said time per pound respectively, for meat, sugar, butter, tea, coffee, bacon, bread, and how much per bushel for vegetables; the cost per ration for supplies for said men of the R. C. regiment at Aldershot camp during the time aforesaid; the cost per ration for supplies to the regular militia camp under contract during the annual drill in the fall of 1912. Presented 28th March, 1913.—*Mr. Kytte*.....*Not printed.*

CONTENTS OF VOLUME 28.—*Continued.*

- 183.** Report on wholesale prices in Canada, 1912, by R. H. Coats, B.A., F.S.S., editor of the *Labour Gazette*. Presented by Hon. Mr. Crothers, 28th March, 1913....*Not printed.*
- 184.** Area of territories added to Ontario and Quebec, by Statutes of 1912.—(*Senate*).
Not printed.
- 185.** Relating to recent increase in prices charged Canadian fishermen for manilla cord.—(*Senate*).....*Not printed.*
- 186.** Report of the Pilotage Commission of Quebec. Presented by Hon. Mr. Hazen, 28th March, 1913.....*Not printed.*
- 187.** Return to an Order of the House of the 26th February, 1913, for a copy of all memoranda, letters, papers, telegrams and other documents in the possession of the Department of the Interior relating to the S. W. 36-16-27, W. 2. Presented 31st March, 1913.—*Mr. Knowles*.....*Not printed.*
- 187a.** Return to an Order of the House of the 3rd March, 1913, for a copy of all correspondence, telegrams and other papers in connection with the southwest $\frac{1}{4}$ of 4-9-14 west of 2nd meridian. Presented 10th April, 1913.—*Mr. Bradbury*.....*Not printed.*
- 187b.** Return to an Order of the House of the 26th March, 1913, for a copy of all papers, letters, memoranda and other documents relating to the northwest of 30-25-7-2. Presented 25th April, 1913.—*Mr. Oliver*.....*Not printed.*
- 187c.** Return to an Order of the House of the 3rd March, 1913.—1. For a copy of all correspondence and other papers in connection with the disposal of the following lands and the claim of James W. Brown in connection with these lands:—
- Part of S.E. $\frac{1}{4}$ section 21-20-21-W. 2nd meridian, area $\frac{5}{100}$ ths acre.
 - Part of N.E. $\frac{1}{4}$ section 21-20-21-W. 2nd meridian, area $\frac{116}{100}$ ths acre
 - Part of S.E. $\frac{1}{4}$ section 20-20-21-W. 2nd meridian, area 80 acres.
 - Part of S.W. $\frac{1}{4}$ section 28-20-21-W. 2nd meridian, area $\frac{724}{100}$ ths acres.
 - Whole of S.E. $\frac{1}{4}$ section 28-20-21-W. 2nd meridian, area 160 acres.
 - Whole of N.E. $\frac{1}{4}$ section 32-20-21-W. 2nd meridian, area 160 acres.
 - Part of S.E. $\frac{1}{4}$ section 32-20-21-W. 2nd meridian, area 80 acres.
 - Whole of N.W. $\frac{1}{4}$ section 5-21-21-W. 2nd meridian, area 160 acres.
 - Whole of S.E. $\frac{1}{4}$ section 5-21-21-W. 2nd meridian, area 160 acres.
 - Part of N.E. $\frac{1}{4}$ section 5-21-21-W. 2nd meridian, area $\frac{12385}{100}$ ths acres.
 - Whole of S.W. $\frac{1}{4}$ section 5-21-21-W. 2nd meridian, area 160 acres.
2. Also of all papers in connection with the disposal of the whole of the northwest quarter-section 22-20-21, west of the second meridian; and part of S.W. $\frac{1}{4}$, 2-20-21-W. of the second meridian; and of all correspondence and papers in connection with Alexander Hurst Brown's claim *re* these lands. Presented 30th April, 1913.—*Mr. Bradbury**Not printed.*
- 187d.** Return to an Order of the House of the 9th April, 1913, for a copy of all letters, papers, telegrams and other documents in connection with the sale of the N.W. quarter-section 29 10-18-W. Presented 13th May, 1913.—*Mr. Turriff*.....*Not printed.*
- 187e.** Return to an Order of the House of the 28th April, 1913, for a copy of all letters, memoranda and other documents relating to the northeast quarter of 14-75-15-5, during the years 1911, 1912, and 1913 to date. Presented 13th May, 1913.—*Mr. Oliver*.
Not printed.

CONTENTS OF VOLUME 28.—*Continued.*

- 187f.** Return to an Order of the House of the 31st March, 1913, for a copy of all papers, telegrams, applications, and other documents in connection with the S.W. 2-19-20, west 2nd M. Homestead, patented 3rd June, 1892; the S. $\frac{1}{2}$ of N.E. 20-20-21, west 2nd M. patented 11th October, 1904, N.W.H.B., as assignee of Edward B. Leber; the S.E. $\frac{1}{4}$ of 22-20-21, west 2nd M., N.W.H.B., patented 22nd September, 1900, as assignee of Louis McGillies; the S.E. $\frac{1}{4}$ of 28-20-21, west 2nd M., N.W.H.B., patented 26th August, 1901, as assignee of J. Bte. Fagant, jr., and the E. $\frac{1}{2}$ of S.E. $\frac{1}{4}$ of 32-20-21, west 2nd M., N.W.H.B., patented 11th September, 1901, as assignee of Jos. Alexander; and of all papers in connection with any claims of G. W. Brown or others in connection with these lands. Presented 3rd June, 1913.—*Mr. Bradbury*.....*Not printed.*
- 187g.** Return to an Order of the House of the 31st March, 1913, for a copy of all papers, telegram, applications and other documents regarding the S.W. $\frac{1}{4}$, 28-20-21, west 2nd M., N.W.H.B., patented 1st March, 1909, as assignee of Norbert Bellehumeur; and the W. $\frac{1}{2}$ of S.E. $\frac{1}{4}$, 32, 20, 21, west 2nd M., N.W.H.B., patented 1st March, 1909, as assignee of Norbert Bellehumeur; and of all papers in connection with any claims by Norman McKenzie or others against the Government in connection with these lands. Presented 4th June, 1913.—*Mr. Bradbury*.....*Not printed.*
- 188.** Return to an Order of the House of the 10th March, 1913, for a copy of all correspondence or communication of any kind between the Department of Insurance at Ottawa and the Department of Insurance at Toronto since June, 1907, touching the transfer of the Canadian Guardian Life Insurance Company from the jurisdiction of the Insurance Department at Ottawa to that of the jurisdiction of the Insurance Department at Toronto; of all correspondence, if any, between the Insurance Department at Ottawa and the *Saturday Night*, newspaper of Toronto, touching the affairs of the Canadian Guardian Life Insurance Company or the International Insurance Company, Limited; and of all correspondence and other communications between the Department of Insurance at Ottawa and the Government of the province of Alberta in reference to the affairs of the Canadian Guardian Life Insurance Company or the International Insurance Company, Limited. Presented 31st March, 1913.—*Mr. German.*
Not printed.
- 189.** Copy of an Order in Council, &c., respecting a contribution of \$30,000 to assist in alleviating the distress of the sufferers by the disastrous cyclone which swept over the City of Regina and its vicinity. Presented by Hon. Mr. White, 31st March, 1913.
Not printed.
- 190.** Copy of correspondence respecting the Treaty of Commerce and Navigation between the United Kingdom and Japan. Presented by Hon. Mr. Borden, 1st April, 1913.
Printed for sessional papers only.
- 190a.** From Imperial Consulate General of Japan for the Dominion of Canada. The undersigned, His Imperial Majesty's Consul General at Ottawa, duly authorized by His Government, has the honour to declare that the Imperial Japanese Government are fully prepared to maintain with equal effectiveness the limitation and control which they have since 1905 exercised in the regulation of emigration from Japan to Canada. 11th April, 1913. Presented by Hon. Mr. Borden, 11th April, 1913.....*Not printed.*
- 191.** Copy of the order in council in connection with the appointment of a Commission to inquire into the claims of the province of British Columbia for exceptional treatment. Presented by Hon. Mr. Borden, 1st April, 1913.....*Printed for sessional papers only.*
- 191a.** Memorandum *re* British Columbia's claims for special consideration. Presented by Hon. Mr. Borden, 1st April, 1913.....*Printed for sessional papers only.*

 CONTENTS OF VOLUME 23.—*Continued.*

- 191b.** Copies of orders in council, &c., relating to the appointment of commissioners to adjust all matters relating to Indian lands and Indian affairs generally in the province of British Columbia. Presented by Hon. Mr. Borden, 17th April, 1913.
Not printed.
- 191c.** Report of the Royal Commission appointed to inquire into and report upon the law respecting pilotage and its administration in the pilotage districts of Montreal and Quebec; and what changes, if any, are desirable therein; and also, a letter addressed to the Minister of Marine and Fisheries from Mr. Ajustor Lachance, one of the commissioners. Presented by Hon. Mr. Hazen, 18th April, 1913.....*Not printed.*
- 191d.** Report of Royal Commission on Industrial Training and Technical Education, Parts I, II, III, and IV. Presented by Hon. Mr. Crothers, 4th June, 1913.
Printed for distribution and sessional papers.
- 192.** Return to an Order of the House of the 24th February, 1913, for a copy of all memoranda, letters, papers and documents relating to the setting apart of a forest reserve on the north side of the Saskatchewan river opposite the City of Prince Albert. Presented 2nd April, 1913.—*Mr. Oliver*.....*Not printed.*
- 192a.** Return to an Order of the House of the 26th February, 1913, for a copy of all memoranda, reports, letters, and other documents of any kind in the possession of the Department of the Interior relating to the suitability for forest reserve or for homesteading purposes, of the whole or any part of townships 24 and 25, range 27, west of the first meridian, now forming part of the Riding Mountain Forest Reserve. Presented 11th April, 1913.—*Mr. Oliver*.....*Not printed.*
- 193.** Return to an Order of the House of the 10th February, 1913, for a copy of all correspondence exchanged between the Department of Marine and Fisheries and the member for Temiscouata, and all other persons, respecting the placing of a light or line of lights on wharf at Ile Verte, County of Temiscouata. Presented 4th April, 1913.—*Mr. Paquet*.....*Not printed.*
- 194.** Copy of a report of the Committee of the Privy Council, approved by His Excellency the Administrator, on the 5th April, 1913, relative to a contract for an ocean mail, passenger and freight steamship service between Canada and Great Britain and Great Britain and Canada, together with the articles of agreement for the said service. Presented by Hon. Mr. Pelletier, 7th April, 1913.....*Not printed.*
- 195.** Return to an Order of the House of the 10th March, 1913, for a statement showing the total volume of trade, in import and export, respectively, between Canada and Newfoundland for each year during the period from the 1st day of January, 1896, to the 1st day of January, 1913, and of what the said trade consisted of each year.
2. The volume of trade between Newfoundland and the West Indian Islands, included in the West Indian trade agreement with Canada, dated the 9th day of April, 1912, during the years 1909, 1910, 1911 and 1912, in import and export, and of what the said import and export consisted of each year. Presented 10th April, 1913.—*Mr. McKenzie.*
Not printed.
- 195a.** Supplementary return to an Order of the House of the 10th March, 1913, for a statement showing the total volume of trade, in import and export, respectively, between Canada and Newfoundland for each year during the period from the 1st day of January, 1896, to the 1st day of January, 1913, and of what the said trade consisted of each year.

CONTENTS OF VOLUME 28.—Continued.

2. The volume of trade between Newfoundland and the West Indian Islands, included in the West Indian trade agreement with Canada, dated the 9th day of April, 1912, during the years 1909, 1910, 1911 and 1912, in import and export, and of what the said import and export consisted of each year. Presented 21st April, 1913.—*Mr. McKenzie**Not printed.*

- 196.** Return to an Order of the House of the 9th December, 1912, for a copy of all letters, telegrams, and correspondence referring in any way to the purchase or leasing of the property in Antigonish, N.S., now in use as a gun shed or store house for the equipment of the 18th Field Battery of Artillery. Presented 14th April, 1913.—*Mr. Chisholm (Antigonish)*.....*Not printed.*
- 197.** Return to an Order of the House of the 19th March, 1913, for a copy of all tenders asking for the construction of a drill hall at Fernie, B.C., of all correspondence concerning the awarding of the contract, and of all correspondence and documents regarding said tender and contract. Presented 14th April, 1913.—*Sir Wilfrid Laurier.*
Not printed.
- 197a.** Supplementary return to an Order of the House of the 19th March, 1913, for a copy of all tenders asking for the construction of a drill hall at Fernie, B.C., of all correspondence concerning the awarding of the contract, and of all correspondence and documents regarding said tender and contract. Presented 6th June, 1913.—*Sir Wilfrid Laurier*.....*Not printed.*
- 198.** Return to an Order of the House of the 24th February, 1913, for a copy of all correspondence and documents between the government of Canada or any officer thereof, and one Miss Mastin, of England, relating to a presentation of certain chinaware and other curiosities, made to the Government by the said Miss Mastin, in memory of the defeat at the polls of the agreement relating to reciprocity with the United States. Presented 14th April, 1913.—*Mr. Sinclair*.....*Not printed.*
- 199.** Return to an Order of the House of the 19th March, 1913, for a return showing the names, professions or occupations, residences, the date of appointment, and the salary in each case, of all correspondents of the *Labour Gazette*, and also the number of changes made in that particular for the year 1912. Presented 22nd April, 1913.—*Mr. Verville**Not printed.*
- 200.** Return to an Order of the House of the 26th March, 1913, for a return showing the amount of seed grain supplied to settlers in Peace River during the year 1912; the amount of seed grain being provided for settlers in Peace River during 1913; who distributed the seed grain supplied in 1912 and who is authorized to distribute seed grain in 1913; under what conditions seed grain was supplied during 1912, and those proposed for 1913; if provisions were supplied during 1912, what the conditions were and who gave out the supplies; if it is intended to supply provisions in 1913, what conditions will be given and who will give them out. Presented 25th April, 1913.—*Mr. Oliver**Not printed.*
- 201.** Return to an Order of the House of the 7th April, 1913, for a copy of all documents in the Department of the Interior prior to the issue of the Crown patents relating to Lot No. 217 of the Hudson Bay Company Survey, in the parish of St. John, Winnipeg. Presented 25th April, 1913.—*Mr. Proulx*.....*Not printed.*
- 202.** Return to an Order of the House of the 31st March, 1913, for a copy of all correspondence claims and reports with reference to compensation claimed by owners of horses attached to the 10th Field Battery at Camp Petawawa in the summer of 1912, by rea-

CONTENTS OF VOLUME 28.—Continued.

- son of damage or disease contracted while in the service; also of all such claims paid, the amounts in each case, and the persons to whom paid. Presented 25th April, 1913.—*Mr. Carvell*.....*Not printed*
- 203.** Return to an Order of the House of the 11th December, 1912, for a copy of all papers, documents, pay-rolls, accounts, receipts, and correspondence in connection with all expenditures of money made in 1912 upon the Petite Rivière breakwater, Lunenburg County, Nova Scotia. Presented 29th April, 1913.—*Mr. Maclean (Halifax)*.
Not printed.
- 203a.** Return to an Address to His Royal Highness the Governor General of the 9th December, 1912, for a copy of all advertisements, tenders, contracts, orders in council, letters, correspondence, &c., relating to the construction of a wharf or breakwater at Seaforth, Halifax County, N.S. Presented 29th April, 1913.—*Mr. Maclean (Halifax)*.
Not printed.
- 203b.** Return to an Order of the House of the 20th March, 1912, for a copy of all documents, letters, correspondence, petitions, reports, &c., addressed to the Department of Public Works since the 21st September last on the subject of a wharf now under construction at St. Croix, in the County of Lotbinière, province of Quebec. Presented 29th April, 1913.—*Mr. Fortier*.....*Not printed.*
- 203c.** Return to an Order of the House of the 19th March, 1913, for a return showing whether the repairs to Red Point wharf, Lot 48, Prince Edward Island, have been completed; if the work was done by tender or by day labour; if by tender, with whom the contract was made; if by day labour, the number of superintendents, inspectors, or overseers employed, their names, the number of days each did work, and the wages per day paid to each; the number of men employed, their names, the number of days each did work and the wages per day paid to each; who supplied the materials; the amount of each kind or class used, and the price paid for each kind or class; the total amount paid for materials, wages and cost of the work. Presented 2nd May, 1913.—*Mr. Hughes (Kings, P.E.I.)*.....*Not printed.*
- 203d.** Return to an Order of the House of the 31st March, 1913, for a copy of all documents, papers, correspondence, representations, &c., relating to the purchase of land at Digby, Nova Scotia, for the purpose of a site for a public wharf. Presented 2nd May, 1913.—*Mr. Maclean (Halifax)*.....*Not printed.*
- 203e.** Return to an Order of the House of the 19th March, 1913, for a return showing whether the repairs to Southport wharf, Lot 48, Prince Edward Island, have been completed; if the work was done by tender or by day labour; if by tender, with whom the contract was made; if by day labour, the number of superintendents, inspectors, or overseers employed, their names, the number of days each did work, and wages per day paid to each; the number of men employed, their names, the number of days each did work and the wages per day paid to each; who supplied the materials; the amount of each kind or class used and the price paid for each kind or class; the total amount paid for materials, wages and cost of the work. Presented 2nd May, 1913.—*Mr. Hughes (Kings, P.E.I.)*.....*Not printed.*
- 203f.** Return to an Order of the House of the 11th December, 1912, for a copy of all accounts, correspondence, telegrams, complaints and other documents in possession of the Department of Public Works, in relation to the expenditure of moneys on harbour improvements at Grand Etang, during the year 1911-12. Presented 13th May, 1913.—*Mr. Chisholm (Inverness)*.....*Not printed.*

CONTENTS OF VOLUME 28.—*Continued.*

- 203g.** Return to an Order of the House of the 7th April, 1913, for a copy of all documents, correspondence, &c., relating to the purchase by the Department of Public Works of a certain quantity of timber for the construction of a wharf at St. Germain de Kamouraska, the said purchase having been made, as alleged, from Murray Castonguay during the year 1912. Presented 26th May, 1913.—*Mr. Lapointe (Kamouraska).*
Not printed.
- 203h.** Return to an Order of the House of the 29th January, 1913, for a copy of all letters written to the Honourable Minister of Public Works, or to any officer of the Public Works Department, or to any member of the government since 10th October, 1911, by G. A. R. Rowlings, John S. Wells and S. R. Griffin, relating to the construction of public works, County of Guysborough, N.S., also a copy of the replies to the same. Presented 29th May, 1913.—*Mr. Sinclair.*.....*Not printed.*
- 203i.** Return to an Order of the House of the 7th May, 1913, for a copy of all correspondence exchanged between the Postmaster General and M. Isidore Belleau, of Quebec, in connection with improvements contemplated in Quebec harbour. Presented 2nd June, 1913.—*Mr. Carvell.*.....*Not printed.*
- 203j.** Return to an Order of the House of the 28th April, 1913, for a copy of all papers, documents, pay-rolls, receipts, accounts, correspondence, &c., relating to repairs made upon the breakwater at Petite Rivière, Lunenburg County, N.S., in the year 1912. Presented 6th June, 1913.—*Mr. Maclean (Halifax).*.....*Not printed.*
- 204.** Return to an Order of the House of the 4th March, 1912.—1. For a copy of all reports of engineers from 1874 to 1900, relating to the most suitable site in the harbour of Quebec for the construction of a dry dock.
2. Of all correspondence exchanged on the subject of a choice of a site for the dry dock now existing at St. Joseph de Lévis, at the time of its construction.
3. Of engineers reports, plans, maps and bearings relating to the construction of a new dry dock in the port of Quebec since 1900.
4. Of all correspondence exchanged between the different companies and the government relating to the construction of a new dry dock in the port of Quebec, since 1909.
5. Also for the production of all documents submitted by the different companies who have asked for the government grant provided by the Dry Dock Subsidies Act. Presented 29th April, 1913.—*Mr. Béland.*.....*Not printed.*
- 204a.** Dry dock of Lévis. Report of Mr. Charles Smith against Sampson, et al.—(*Senate*).
Not printed.
- 204b.** Return to an Address to His Royal Highness the Governor General of the 19th March, 1913, for a copy of all orders in council, plans and estimates, correspondence, papers and inquiries respecting the construction of a dry dock at Quebec or Lévis or in the port or harbour of Quebec. Presented 6th June, 1913.—*Mr. Lachance.*....*Not printed.*
- 205.** Return to an Order of the House of the 9th April, 1913, for a copy of the petition of the Restigouche Fishermen's Association to the Minister of Marine and Fisheries asking for the removal of Mr. M. M. Mowat, head guardian of the Restigouche Riparian Association as Dominion fishery officer, and the answer thereto. Presented 2nd May, 1913.—*Mr. Marcell (Bonaventure).*.....*Not printed.*
- 206.** Return to an Order of the House of the 13th February, 1913, for a return showing the name of the company who has the contract for the electric lighting of the government buildings and grounds in Ottawa, date of contract and period, on what notice can contract be cancelled, price paid per kilowatt hour for electric lighting, names of

CONTENTS OF VOLUME 28.—Continued.

buildings lighted, cost of lighting each per year, rate for electric lighting if a combined power and light rate, price for current for power purposes, if lamps are not free, price paid for the carbon and tungsten lamps renewed, are lamps marked so as to be identified as belonging to the government buildings, number of electric lamp renewals paid for during the last fiscal year, where required, number of carbon and tungsten lamps respectively in use in the several buildings and the candle power or wattage of the same. Presented 2nd May, 1913.—*Mr. Wilson (Wentworth)*

Not printed.

207. Return to an Order of the House of the 17th February, 1913, for a copy of all correspondence, letters, telegrams, petitions, memoranda, reports, tenders, deposits, recommendations and all other documents of any nature whatsoever bearing on or having relation to the erection of a public building in the city of Three Rivers, P.Q., since the 11th day of October, 1911, to date. Presented 2nd May, 1913.—*Mr. Bureau.*

Not printed.

207a. Return to an Order of the House of the 26th May, 1913, for a copy of all papers, letters, and documents relating to the construction of a public building in the town of Laurentides, County of L'Assomption. Presented 4th June, 1913.—*Mr. Seguin.*

Not printed.

207b. Return to an Order of the House of the 2nd April, 1913, for a copy of all correspondence, letters, telegrams, contracts, tenders and reports of government inspector, in relation to the work and repairs on the public building at North Sydney during the year 1912, and particularly the inspector's report on the damages caused by fire during the construction of said works and repairs; and also a copy of the tenders of Henry Lovell, for the above work. Presented 6th June, 1913.—*Mr. McKenzie.*

Not printed.

207c. Return to an Order of the House of the 27th January, 1913, for a copy of all telegrams, letters, documents and plans relative to the purchase or acquirement of land for the purpose of erecting a public building in Stellarton, Nova Scotia, in the year 1912. Presented 6th June, 1913.—*Mr. Macdonald.*.....*Not printed.*

208. Return to an Order of the House of the 24th February, 1913, for a return showing the names of the buildings occupied by the Government as public offices, which are under rent, excepting the Centre, East, West and Langevin Blocks; the street on which each of these offices is situated and the number of the street in each case. Presented 2nd May, 1913.—*Mr. Boulay.*.....*Not printed.*

209. Return to an Order of the House of the 11th December, 1912, for a copy of all accounts, correspondence, telegrams, complaints and other documents in possession of the Department of Public Works, relating to the construction of telegraph lines during the year 1911-12, from South West Margaree to Scotsville, from Scotsville to North Ainslee; from Scotsville to South Lake Ainslee and Whyccomagh; from Little Narrows to Whyccomagh; from Rossville to Big Intervale and from Rossville to the Victoria County Boundary Line, all in the County of Inverness. Presented 2nd May, 1913.—*Mr. Chisholm (Inverness).*.....*Not printed.*

210. Correspondence in connection with the area or areas prescribed for mangle in British Columbia.—(*Senate*).....*Not printed.*

211. Report made by the Central Railway of Canada to the Railway Department.—(*Senate*).
Not printed.

CONTENTS OF VOLUME 28.—Continued.

- 212.** Return to an Address to His Royal Highness the Governor General of the 10th February, 1913, for a copy of all orders in council, letters, telegrams and of all other official documents of any kind in the possession of the Department of Customs, relating to the seizures of twenty horses from John Gobel, for smuggling them across the United States boundary near Coutts, or Writing-on-Stone, between the 20th and 25th of February, 1911. Presented 5th May, 1913.—*Mr. MacNutt*.....*Not printed.*
- 213.** Return to an Address to His Royal Highness the Governor General of the 10th February, 1913, for a copy of all orders in council, letters, telegrams and of all other official documents of any kind in the possession of the Department of the Interior, relating to sale of school lands which have been held in the provinces of Alberta and Saskatchewan since the 12th day of October, 1911. Presented 7th May, 1913.—*Mr. McCraney*.....*Not printed.*
- 213a.** Return to an Order of the House of the 2nd April, 1913, for a return showing by quarter-section, or fraction of quarter-section, all school lands sold in Manitoba, Saskatchewan and Alberta during the calendar year 1912; the price per acre at which each separate parcel was sold; the name and address of each purchaser; a list of all school lands sold at above sales which have since been cancelled; the price at which each parcel of said cancelled lands were sold, with the names and addresses of purchasers of each parcel of said lands sold and subsequently cancelled. Presented 23rd May, 1913.—*Mr. Turriff*.....*Not printed.*
- 213b.** Return to an Order of the House of the 12th February, 1913, for a return showing all school lands sold in the province of Saskatchewan in 1912, giving each parcel of land sold, the name and address of each purchaser, the date and place of sale, the name of the auctioneer at each sale, and any assignments of contracts of purchase of which the government has notice, and a copy of all correspondence passing between the Government, or any member thereof, and the Government of the province of Saskatchewan or any member thereof, with respect to the sale of school lands in the said province. Presented 6th June, 1913.—*Mr. Martin (Regina)*.....*Not printed.*
- 214.** Return to an Order of the House of the 9th April, 1913, for a copy of all petitions, affidavits, specifications, plans, drawings, claims, certificates, papers and patent rights in the Department of Agriculture or the Patents Branch thereof, with respect to Patent Number 142823. Presented 7th May, 1913.—*Mr. Carvell*.....*Not printed.*
- 215.** Return to an Order of the House of the 28th April, 1913, for a copy of all memorials, petitions, and letters, addressed to or sent by the Minister of Agriculture, or on his behalf, in connection with the establishment of an agricultural school, model farm or demonstration station at New Carlisle, Quebec. Presented 9th May, 1913.—*Mr. Marcell (Bonaventure)*.....*Not printed.*
- 216.** Return to an Order of the House of the 28th April, 1913, for a copy of all telegrams, correspondence, returns, &c., between the Department of Agriculture, and any other person or persons, requesting recently that the Veterinary Director General of Canada visit Nova Scotia. Presented 9th May, 1913.—*Mr. Maclean (Halifax)*.
Not printed.
- 217.** Extent to which the Franking privilege is used by the several provinces in Canada for statistics.—(*Senate*).....*Not printed.*
- 218.** Return to an Order of the House of the 29th January, 1913, for a copy of all diaries and other documents relating to and showing the work performed during the months of June and July, 1912, by Homestead Inspectors Rathwell and Erratt in the Moosejaw land district. Presented 16th May, 1913.—*Mr. Knowles*.....*Not printed.*

 CONTENTS OF VOLUME 28.—*Continued.*

- 218a. Return to an Order of the House of the 29th January, 1913, for a copy of all diaries relating to and showing the work performed during the months of June and July, 1912, by Homestead Inspectors Brandt, Balfour, Ouelette and Sipes, in the Regina land district. Presented 16th May, 1913.—*Mr. Martin (Regina)*.....*Not printed*
- 218b. Return to an Order of the House of the 29th January, 1913, for a return showing the expenses of Homestead Inspectors Brandt, Balfour, Ouelette and Sipes during the months of June and July, 1912. Presented 16th May, 1913.—*Mr. Martin (Regina)*.
Not printed.
- 218c. Return to an Order of the House of the 29th January, 1913, for a return showing the expenses of Homestead Inspector Miller of the Moosejaw land district during the months of June and July, 1912, together with a copy of all reports, proceedings, diaries and other documents, showing the work performed during the said time by the said homestead inspector. Presented 16th May, 1913.—*Mr. Knowles*.....*Not printed.*
- 218d. Return to an Order of the House of the 29th January, 1913, for a copy of all diaries and other documents relating to and showing the work performed during the months of June and July, 1912, by Homestead Inspectors Shields and McLaren, in the Swift Current lands district. Presented 23rd May, 1913.—*Mr. Knowles*.....*Not printed.*
- 218e. Return to an Order of the House of the 29th January, 1913, for a return showing the expenses of Homestead Inspectors Shields, McLaren, Erratt and Rathwell, during the months of June and July of 1912. Presented 26th May, 1913.—*Mr. Knowles*.
Not printed.
219. Return to an Order of the House of the 26th March, 1913, for a copy of all papers, memoranda, and instructions relating to a certain area of land on the bank of Little Manitou Lake, Saskatchewan, recently transferred to the town of Waterous, for park purposes. Presented 16th May, 1913.—*Mr. Oliver*.....*Not printed.*
220. Return to an Order of the House, of the 4th December, 1912, for a copy of all correspondence and other documents in the possession of the Department of Public Works relating to the proposed interprovincial bridge between Hawkesbury, Ontario, and Grenville, Quebec. Presented 26th May, 1913.—*Mr. Proulx*.....*Not printed.*
221. Return to an Order of the House of the 1st April, 1913, for a copy of all complaints, charges, evidence and reports in connection with the investigation held at Aldershot, N.S., in September, 1912, relating to the alleged thefts of property from the militia camp. Presented 26th May, 1913.—*Mr. Kyte*.....*Not printed.*
- 221a. Return to an Order of the House of the 21st April, 1913, for a copy of all notices, tenders, contracts and correspondence relating to the supplying of ice for the military camp at Aldershot, N.S., for 1913, and of all correspondence relating to the source of such ice supply. Presented 26th May, 1913.—*Mr. Kyte*.....*Not printed.*
222. Return to an Order of the House of the 17th February, 1913, for a copy of all letters, proposals, tenders, memoranda, papers and documents in the possession of the Department of Trade and Commerce, or any department of the Government, bearing date since 1st December, 1912, relating to steamship service between Canada and the West Indies. Presented 27th May, 1913.—*Mr. Maclean (Halifax)*.....*Not printed.*
- 222a. Return to an Order of the House of the 2nd April, 1913, for a copy of all correspondence, petitions, letters, telegrams, and other documents in the Department of Trade and Commerce, or any department of the Government, relating to the S.S. service,

CONTENTS OF VOLUME 23.—Continued.

- between Mulgrave, County of Guy-borough and Cheticamp, Inverness County, during the years 1910-11, 1911-12, and 1912-13, and the service to be continued during the year 1913-14. Presented 27th May, 1913.—*Mr. Chisholm (Inverness)*.....*Not printed.*
- 223.** Return to an Order of the Senate calling upon the Clerk of the House to furnish a statement showing the number of Bills passed by the House of Commons since Confederation, which have been:—1. Amended by the Senate. 2. Rejected by the Senate. 3. Amended by the Senate and accepted by the Commons.—(*Senate*).....*Not printed.*
- 224.** Return to an Order of the House of the 14th May, 1913, showing whether a contract was passed by the Post Office Department in the year 1911, for the use of stamp vending machines, the terms of said contract, the date, and by whom signed. Presented 2nd June, 1913.—*Mr. Lemieux*.....*Not printed.*
- 225.** Ordinances of the Yukon Territory, passed by the Yukon Council in the year 1913. Presented by Hon. Mr. Coderre, 2nd June, 1913.....*Not printed.*
- 226.** Names of judges of Superior and Circuit Court in province of Quebec, date of appointment, &c.—(*Senate*).....*Not printed.*
- 227.** Return to an Order of the House of the 19th May, 1913, for a return showing the per capita taxation for the year ending 31st March, 1913, and for each of the twelve preceding years. Presented 3rd June, 1913—*Mr. Hughes (Kings, P.E.I.)*....*Not printed.*
- 228.** Return to an Order of the House of the 29th May, 1913, for a return showing whether a certificate has been issued by the Treasury Board authorizing the transfer of the assets and liabilities of La Banque Internationale du Canada to the Home Bank; the terms of the said transfer, and all documents bearing on this question. Presented 3rd June, 1913.—*Mr. Lemieux*.....*Not printed.*
- 229.** Report of the Canadian delegates to the International Conference, held at New York for the consideration of the Commemoration of the First Century of Peace between the United States and the British Empire. Presented by Hon. Mr. Borden, 5th June, 1913.....*Not printed.*
- 230.** Return to an Address to His Royal Highness the Governor General of the 10th March, 1913, for a copy of all correspondence, memoranda, orders in council, departmental orders and reports from fishery overseers or other officers, during the past two years, relating to weir licenses in the waters of the Counties of Charlotte and St. John, Province of New Brunswick. Presented 6th June, 1913.—*Mr. Pugsley*.....*Not printed.*
- 231.** Return to an Order of the House of the 24th February, 1913, for a copy of all letters and papers relating to the issue of half-breed scrip, warrant No. 2153, certificate No. 672, to Albert St. Denis, and the disposition of the said scrip. Presented 6th June, 1913.—*Mr. Oliver*.....*Not printed.*
- 232.** Return to an Address to His Royal Highness the Governor General of the 3rd February, 1913, for a copy of all papers in connection with the withdrawal from settlement of a strip of land one mile in width along the line of the Hudson Bay Railway, and of the order in council, and also of all plans and correspondence in connection with the same, prior and subsequent thereto. Presented 6th June, 1913.—*Mr. Graham*.
Not printed.
- 233.** A return to an Order of the Senate dated 7th March, 1913, for a copy of all papers, letters, petitions, contracts and other papers relating in any way to the purchase of land at Le Pas for terminus of Hudson Bay road.—(*Senate*).....*Not printed.*



LIST OF VESSELS

LISTE DES NAVIRES

LIST OF SHIPPING

ISSUED BY

DEPARTMENT OF MARINE AND FISHERIES

BEING A

LIST OF VESSELS

ON THE

REGISTRY BOOKS OF THE DOMINION OF CANADA

ON THE

31st DAY OF DECEMBER

1912



OTTAWA

PRINTED BY O. H. PARMELEE, PRINTER TO THE KING'S MOST
EXCELLENT MAJESTY

1913

LISTE DES NAVIRES

ÉMISE PAR LE

MINISTÈRE DE LA MARINE ET PÊCHERIES

ÉTANT UNE

LISTE DES NAVIRES

INSCRITS SUR LES

LIVRES D'ENREGISTREMENT DU CANADA

LE

31^e JOUR DE DÉCEMBRE

1912



OTTAWA

IMPRIMÉ PAR C. H. PARMELEE, IMPRIMEUR DE SA TRÈS EXCELLENCE
MAJESTÉ LE ROI

1913

REPORT ON SHIPPING

To the Honourable

J. D. HAZEN,

Minister of Marine and Fisheries.

SIR,—I have the honour to submit herewith the twenty-second List of Shipping issued by this Department. It has been compiled chiefly from records kept in the Department, and care has been taken to make it as complete and accurate as possible. This year for the first time, motor vessels have been distinguished from steamers, by printing their names in italics.

At the end of the List will be found a statement of the names of the vessels which have been registered, or have been removed from the Register Books, while the List was in the course of preparation: also, on coloured paper, a List of steamers which are owned in Canada and operated on the Inland Waters, but which are registered in Great Britain.

The total number of vessels remaining on the Register Books of the Dominion on the 31st of December, 1912, was 8,380, measuring 836,278 tons, being an increase of 292 vessels and 65,832 tons, as compared with 1911. The number of steamers on the Register Books on the same date was 3,667, with a gross tonnage of 641,225. Assuming the average value to be \$30 per ton, the value of the net registered tonnage of Canada on the 31st December, 1912, would be \$25,088,340.

The number of new vessels built and registered in the Dominion of Canada during the year 1912, was 420, measuring 34,886 tons net register. Estimating the value of the new tonnage at \$45 per ton, gives a total value of \$1,569,870.

A comparative statement showing the tonnage of each of the Maritime States of the world is again given.

During the year 241 vessels were removed from the Register Books, and a detailed statement is given showing the cause of their removal.

It is estimated that 42,490 men and boys, &c., inclusive of the masters, were employed on ships registered in Canada, during the year 1912.

RAPPORT SUR LA MARINE MARCHANDE

A l'honorable J. D. HAZEN,

Ministre de la Marine et des Pêcheries.

MONSIEUR,—J'ai l'honneur de présenter la vingt-deuxième liste de la Marine publiée par ce département.

Cette liste a été comptée à même les dossiers du département et on a eu soin de la rendre aussi complète et aussi exacte que possible. Pour la première fois cette année, les vaisseaux à moteur sont indiqués, indépendamment des vapeurs, en italiques.

On trouvera à la fin de la liste le tableau des vaisseaux ayant été enregistrés ou biffés des registres alors que la liste était en cours de préparation; également, sur papier de couleur, la liste des vapeurs dont les propriétaires sont Canadiens et qui naviguent dans les eaux intérieures, tout en ayant été enregistrés dans la Grande-Bretagne.

Le nombre total des navires portés sur les registres du Canada au 31 décembre 1912 était de 8,380, d'un tonnage de 836,278 tonneaux, ce qui donne une augmentation de 292 vaisseaux et de tonnage de 65,832, par rapport à l'année 1911. A la même date, le nombre des vapeurs figurant au registre était de 3,667, d'un tonnage brut de 641,225 tonneaux. En estimant la valeur moyenne du tonnage à \$30 le tonneau, le tonnage enregistré au Canada au 31 décembre 1912 serait de \$25,088,340.

Le nombre total des vaisseaux construits et enregistrés au Canada durant l'année dernière a été de 420, d'un tonnage de 34,886 tonneaux. En estimant la valeur du nouveau tonnage à \$45 le tonneau, on obtient une valeur de \$1,569,870 pour les nouveaux vaisseaux.

La liste contient aussi un tableau comparatif, indiquant le tonnage de chacun des pays maritimes du monde.

Durant l'année écoulée, 241 vaisseaux ont été biffés des registres pour les raisons données.

On estime à 42,490 le nombre des hommes et des garçons, etc., y compris les capitaines, qui furent employés à bord des vaisseaux enregistrés au Canada, pendant l'année 1912.

STATEMENT showing the number of Vessels and number of Tons on the Registry Books of the Dominion of Canada, on December 31, 1912.

ETAT indiquant le nombre des navires et leur tonnage, inscrits sur les registres du Canada, le 31 décembre 1912.

PROVINCE OF NEW BRUNSWICK.—PROVINCE DU NOUVEAU-BRUNSWICK.

Name of Port. — Nom: du port.	Total Number of Sailing Ships and Steamers. — Voiliers et vapeurs.	Number of Steamers. — Nombre de vapeurs.	Gross Tonnage of Steamers. — Tonnage brut des vapeurs.	Total Net Tonnage of Sailing Ships and Steamers. — Total de tonnage net.
Chatham.....	412	65	3,176	9,305
Dorchester.....	8	2	8	1,164
Moncton.....	11	2	119	838
Richibucto.....	35	12	245	677
Sackville.....	8	3	65	428
St. Andrews.....	190	25	618	3,303
St. John.....	337	106	35,808	41,654
Total.....	1,091	216	40,039	57,369

PROVINCE OF NOVA SCOTIA—PROVINCE DE LA NOUVELLE-ECOSSE.

Amherst.....	7	2	162	289
Annapolis Royal.....	41	6	328	5,105
Arichat.....	115	5	106	2,986
Barrington.....	94	6	195	2,292
Canso.....	45	3	167	858
Digby.....	116	11	339	3,850
Guysboro'.....	5	117
Halifax.....	444	108	17,817	24,833
Liverpool.....	79	20	1,257	4,480
Lunenburg.....	389	65	1,701	24,929
Maitland.....	15	1	88	2,941
Parrsboro'.....	80	9	737	14,007
Pictou.....	41	18	1,757	3,012
Port Hawkesbury.....	69	3	135	1,529
Port Medway.....	15	1,067
Shelburne.....	82	10	343	3,819
Sydney.....	118	31	3,708	6,899
Truro.....
Weymouth.....	32	4	191	2,481
Windsor.....	70	16	1,790	23,350
Yarmouth.....	301	41	13,636	14,451
Total.....	2,158	359	44,457	143,295

PROVINCE OF QUEBEC—PROVINCE DE QUEBEC.

Gaspé.....	16	654
Magdalen Islands.....	17	5	1,214	1,086
Montreal.....	844	322	112,344	170,663
Paspébiac.....	10	4	97	308
Quebec.....	624	155	25,202	48,217
Sorel.....	55	33	4,947	6,120
Total.....	1,566	519	143,804	227,048

SESSIONAL PAPER No. 21b

STATEMENT showing the number of Vessels and number of Tons on the Registry Books,
&c.—Continued.ETAT indiquant le nombre des navires et leur tonnage, inscrits sur les registres,
etc.—Suite.

PROVINCE OF ONTARIO—PROVINCE DE L'ONTARIO.

Name of Port. — Nom du port.	Total Number of Sailing Ships and Steamers. — Voiliers et vapeurs.	Number of Steamers. — Nombre de vapeurs.	Gross Tonnage of Steamers. — Tonnage brut des vapeurs.	Total Net Tonnage of Sailing Ships and Steamers. — Total de tonnage net.
Amherstburg.....	20	13	364	1,072
Belleville.....	19	15	318	711
Bowmanville.....	2			316
Brockville.....	32	30	2,713	2,766
Chatham.....	24	16	1,152	1,333
Cobourg.....	4	1	292	807
Collingwood.....	61	57	20,231	14,302
Cornwall.....	4			73
Deseronto.....	13	8	611	745
Dunnville.....	1			57
Fort William.....	2	1	59	447
Goderich.....	41	32	1,520	1,959
Hamilton.....	29	27	22,353	14,691
Kenora.....	32	75	2,660	2,268
Kingston.....	209	140	13,453	21,822
Lindsay.....	50	30	632	1,709
Midland.....	33	27	21,550	16,369
Napanee.....	1			122
Oakville.....	1			26
Ottawa.....	308	264	36,923	32,460
Owen Sound.....	48	40	3,357	4,668
Peterborough.....	73	56	1,429	2,310
Picton.....	25	17	8,142	7,820
Port Arthur.....	100	61	14,335	22,686
Port Burwell.....	8	7	144	157
Port Dover.....	17	14	403	669
Port Hope.....	24	16	985	1,544
Port Stanley.....	26	26	1,029	667
Prescott.....	25	15	2,598	3,659
Sarnia.....	37	23	8,343	7,644
Southampton.....	14	13	718	538
Sault Ste. Marie.....	65	54	11,861	10,864
St. Catharines.....	75	47	1,413	6,673
Simcoe.....	5	2	35	271
Toronto.....	365	290	85,314	60,151
Wallaceburg.....	29	15	751	2,381
Whitby.....	1			190
Windsor.....	54	24	5,262	6,438
Total.....	2,017	1,461	271,235	253,376

PROVINCE OF PRINCE EDWARD ISLAND—PROVINCE DE L'ILE DU PRINCE-EDOUARD.

Charlottetown.....	148	23	4,583	9,577
--------------------	-----	----	-------	-------

STATEMENT showing the number of Vessels and number of Tons on the Registry Books,
&c.—*Concluded.*

ETAT indiquant le nombre des navires et leur tonnage, inscrits sur les registres,
etc.—*Fin.*

PROVINCE OF BRITISH COLUMBIA—PROVINCE DE LA COLOMBIE-BRITANNIQUE.

Name of Port. Nom du port.	Total Number of Sailing Ships and Steamers. Voiliers et vapeurs.	Number of Steamers. Nombre de vapeurs.	Gross Tonnage of Steamers. Tonnage brut des vapeurs.	Total Net Tonnage of Sailing Ships and Steamers. Total de tonnage net.
New Westminster	218	137	6,655	10,842
Prince Rupert	10	10	2,536	1,525
Vancouver	787	620	46,827	50,234
Victoria	361	221	69,891	74,017
Total	1,376	988	125,909	136,618

PROVINCE OF SASKATCHEWAN—PROVINCE DE LA SASKATCHEWAN.

Prince Albert	5	4	336	356
-------------------------	---	---	-----	-----

PROVINCE OF MANITOBA—PROVINCE DU MANITOBA.

Winnipeg	95	85	7,893	6,096
--------------------	----	----	-------	-------

YUKON DISTRICT—DISTRICT DU YUKON.

Dawson	14	12	2,869	2,543
------------------	----	----	-------	-------

SUMMARY—SOMMAIRE.

New Brunswick	1,001	216	40,039	57,369
Nova Scotia	2,158	359	44,457	143,295
Quebec	1,566	519	143,804	227,048
Ontario	2,017	1,461	271,285	253,376
P. E. Island	148	23	4,583	9,577
British Columbia	1,376	988	125,909	136,618
Manitoba	95	85	7,893	6,096
Yukon District	14	12	2,869	2,543
Saskatchewan	5	4	386	356
Grand Total	8,380	3,667	641,225	836,278

SESSIONAL PAPER No. 21b

COMPARATIVE STATEMENT showing the number of Vessels and number of Tons on the Registry Books of the Dominion of Canada, on the 31st December, in each Year from 1874 to 1912, both inclusive.

ETAT COMPARATIF indiquant le nombre de navires et le tonnage net inscrits dans les livres de registres du Canada, pendant l'année expirée le 31 décembre, dans chaque année, de 1874 à 1912, les deux comprises.

Provinces.	1874.		1875.		1876.		1877.		1878.	
	Vessels.	Tons.	Vessels.	Tons.	Vessels.	Tons.	Vessels.	Tons.	Vessels.	Tons.
New Brunswick	1,144	294,741	1,133	307,926	1,154	324,513	1,133	320,457	1,142	335,965
Nova Scotia	2,767	479,669	2,786	505,144	2,867	529,252	2,961	541,579	3,063	553,368
Quebec	1,837	218,946	1,831	222,965	1,902	228,562	1,951	248,399	1,676	248,349
Ontario	815	113,008	825	114,909	889	123,947	926	131,761	958	135,440
P. E. Island	312	48,388	335	50,677	338	50,692	342	53,547	322	54,250
B. Columbia	35	3,611	40	3,685	40	3,809	43	3,479	51	4,482
Manitoba	2	178	2	178	6	246	17	1,161
Total	6,930	1,158,363	6,952	1,205,565	7,192	1,290,893	7,362	1,310,468	7,169	1,333,015
	1879.		1880.		1881.		1882.		1883.	
New Brunswick	1,135	340,491	1,097	336,976	1,087	333,215	1,065	308,980	1,107	315,966
Nova Scotia	2,975	552,159	2,977	550,448	3,025	558,911	3,026	546,778	3,037	541,715
Quebec	1,975	246,025	1,889	233,341	1,830	224,936	1,754	215,804	1,739	216,577
Ontario	1,066	136,987	1,042	137,481	1,081	139,998	1,112	137,061	1,133	140,972
P. E. Island	298	49,867	288	45,931	273	45,410	248	41,684	241	49,446
B. Columbia	60	4,701	63	5,049	74	6,296	84	7,687	94	9,046
Manitoba	22	1,924	21	1,932	24	2,130	23	2,783	24	2,778
Total	7,471	1,332,094	7,377	1,311,218	7,394	1,310,896	7,312	1,290,777	7,375	1,276,440
	1884.		1885.		1886.		1887.		1888.	
New Brunswick	1,096	308,132	1,060	288,589	1,042	269,224	1,027	255,126	1,009	239,332
Nova Scotia	2,942	544,048	2,988	541,832	2,920	526,921	2,845	498,878	2,851	485,709
Quebec	1,628	202,842	1,631	203,635	1,650	232,556	1,586	189,064	1,498	178,520
Ontario	1,184	142,387	1,223	144,487	1,248	140,929	1,273	139,548	1,330	139,562
P. E. Island	234	39,213	227	36,040	225	30,658	225	29,031	218	26,586
B. Columbia	116	11,403	123	11,834	134	11,900	149	12,789	167	14,249
Manitoba	55	5,722	63	5,439	65	5,578	71	5,871	69	5,744
Total	7,255	1,253,747	7,315	1,231,856	7,293	1,217,766	7,178	1,130,307	7,142	1,089,642
	1889.		1890.		1891.		1892.		1893.	
New Brunswick	1,013	218,873	981	209,460	969	193,193	946	181,779	1,010	156,086
Nova Scotia	2,855	464,431	2,793	464,194	2,778	461,758	2,731	425,690	2,715	396,263
Quebec	1,455	168,500	1,399	164,093	1,404	162,330	1,408	162,638	1,426	161,121
Ontario	1,352	141,839	1,312	138,758	1,345	138,914	1,347	141,750	1,370	146,665
P. E. Island	224	25,506	231	26,080	195	23,316	196	22,766	188	20,970
B. Columbia	176	15,241	196	16,024	246	19,767	298	23,448	315	24,900
Manitoba	77	6,091	79	6,475	78	6,197	81	6,118	89	6,534
Total	7,152	1,040,481	6,991	1,024,974	7,015	1,005,475	7,007	964,129	7,113	912,539

COMPARATIVE STATEMENT showing the number of Vessels and number of Tons on the Registry Books of the Dominion of Canada, &c.—*Concluded.*

ETAT COMPARATIF indiquant le nombre de navires et le tonnage net inscrits dans les livres de registres du Canada, etc.—*Fin.*

Provinces.	1894.		1895.		1896.		1897.		1898.	
	Vessels.	Tons.	Vessels.	Tons.	Vessels.	Tons.	Vessels.	Tons.	Vessels.	Total.
New Brunswick.	1,003	136,257	975	122,417	964	115,506	923	103,584	903	89,257
Nova Scotia....	2,710	371,432	2,683	343,356	2,669	317,526	2,204	283,056	2,167	262,176
Quebec.....	1,427	160,590	1,454	158,776	1,469	158,649	1,480	158,077	1,378	144,447
Ontario.....	1,430	148,525	1,508	148,609	1,525	146,522	1,424	135,349	1,452	134,180
P. E. Island....	191	19,650	190	19,323	174	16,540	174	15,812	178	15,979
B. Columbia....	336	26,455	346	25,988	363	26,622	364	28,604	444	40,304
Manitoba.....	98	6,715	106	7,307	115	7,934	115	7,272	121	7,439
Yukon District.
Total....	7,245	869,624	7,262	825,776	7,279	789,299	6,684	731,754	6,643	693,782

Provinces.	1899.		1900.		1901.		1902.		1903.	
	Vessels.	Tons.	Vessels.	Tons.	Vessels.	Tons.	Vessels.	Tons.	Vessels.	Total.
New Brunswick.	920	86,288	927	78,708	915	75,293	917	64,605	929	59,508
Nova Scotia....	2,121	243,457	2,121	226,817	1,980	214,560	2,037	212,967	2,069	216,053
Quebec.....	1,375	144,586	1,247	138,136	1,265	142,664	1,288	136,660	1,288	138,570
Ontario.....	1,488	135,234	1,610	141,112	1,635	145,227	1,699	156,449	1,778	169,086
P. E. Island....	171	14,660	176	14,251	180	14,729	156	13,464	164	13,739
B. Columbia....	488	44,415	515	51,095	676	62,102	584	58,292	639	76,215
Manitoba.....	126	9,108	128	7,147	130	7,445	139	7,536	139	7,695
Yukon District.	9	1,604	11	2,268	11	2,463	16	2,640	14	2,281
Saskatchewan..
Total....	6,698	679,352	6,735	659,534	6,792	664,483	6,836	652,613	7,020	683,147

Provinces.	1904.		1905.		1906.		1907.		1908.	
	Vessels.	Tons.	Vessels.	Tons.	Vessels.	Tons.	Vessels.	Tons.	Vessels.	Total.
New Brunswick.	933	54,855	938	49,145	939	44,471	927	69,463	938	66,402
Nova Scotia....	2,066	211,972	2,121	198,976	2,159	187,328	2,074	173,950	2,052	164,919
Quebec.....	1,287	140,339	1,301	141,406	1,344	143,340	1,338	166,133	1,384	172,975
Ontario.....	1,886	176,430	1,942	178,848	1,978	180,340	2,011	184,328	2,028	192,970
P. E. Island....	161	12,200	158	11,924	149	10,761	145	9,815	154	10,387
B. Columbia....	666	77,105	712	79,954	782	77,746	872	83,792	939	87,056
Manitoba.....	141	7,765	142	7,809	149	8,341	144	8,247	87	4,341
Yukon District.	12	2,172	11	1,763	11	1,763	13	2,670	16	2,954
Saskatchewan..	1	89	4	290	4	290
Total....	7,152	682,838	7,325	660,825	7,512	654,179	7,528	698,688	7,602	702,324

Provinces.	1909.		1910.		1911.		1912.	
	Vessels.	Tons.	Vessels.	Tons.	Vessels.	Tons.	Vessels.	Tons.
New Brunswick.	937	62,984	951	59,637	966	55,872	1,001	57,369
Nova Scotia....	2,058	160,286	2,054	149,737	2,105	142,631	2,158	143,295
Quebec.....	1,432	175,370	1,499	189,945	1,511	193,682	1,566	227,048
Ontario.....	2,061	203,652	2,027	227,457	2,014	236,877	2,017	253,376
P. E. Island....	159	10,154	150	10,100	149	9,683	148	9,577
B. Columbia....	1,020	92,746	1,109	105,414	1,227	122,264	1,376	136,618
Manitoba.....	90	5,037	94	5,565	96	6,373	95	6,096
Yukon District.	16	2,984	16	2,784	15	2,708	14	2,543
Saskatchewan..	4	290	4	290	5	356	5	356
Total....	7,768	718,553	7,904	750,929	8,088	770,446	8,330	836,278

SEMI-MONTHLY PAPER No. 21b

LIST of Ports at which Vessels may be Registered, showing the number of New Vessels Built and Registered in the Dominion of Canada, during the Year ended December 31, 1912.

LISTE des ports auxquels les navires peuvent être enregistrés, et indiquant le nombre des nouveaux navires construits et enregistrés au Canada, pendant l'année expirée le 31 décembre 1912.

PROVINCE OF NEW BRUNSWICK.—PROVINCE DU NOUVEAU-BRUNSWICK.

Name of Port. — Nom du port.	Total Number of Sailing Ships and Steamers. — Voiliers et vapeurs.	Total Net Tonnage of Sailing Ships and Steamers. — Total de tonnage net.	Name of Port. — Nom du port.	Total Number of Sailing Ships and Steamers. — Voiliers et vapeurs.	Total Net Tonnage of Sailing Ships and Steamers. — Total de tonnage net.
Chatham.....	18	398	PROVINCE OF ONTARIO—PROVINCE DE L'ONTARIO.		
Dorchester.....	Nil.	Nil.			
Moncton.....	Nil.	Nil.			
Richibucto.....	3	36			
Sackville.....	Nil.	Nil.			
St. Andrews.....	14	233			
St. John.....	9	515	Amherstburg.....	Nil.	Nil.
Total.....	44	1,092	Belleville.....	Nil.	Nil.

PROVINCE OF NOVA SCOTIA—PROVINCE DE LA NOUVELLE-ECOSSE.

Amherst.....	Nil.	Nil.
Annapolis Royal.....	Nil.	Nil.
Arichat.....	1	13
Barrington.....	1	16
Canso.....	2	51
Digby.....	1	11
Guysboro'.....	Nil.	Nil.
Halifax.....	16	843
Liverpool.....	5	314
Lunenburg.....	74	3,748
Maitland.....	Nil.	Nil.
Parrsboro'.....	2	125
Pictou.....	Nil.	Nil.
Port Hawkesbury.....	6	107
Port Medway.....	1	13
Shelburne.....	3	391
Sydney.....	5	65
Turo.....	Nil.	Nil.
Weymouth.....	Nil.	Nil.
Windsor.....	Nil.	Nil.
Yarmouth.....	4	151
Total.....	125	5,853

PROVINCE OF QUEBEC—PROVINCE DE QUEBEC.

Amherst (Magdalen Is-lands).....	2	69
Gaspé.....	Nil.	Nil.
Montreal.....	30	3,500
Paspébiac.....	2	23
Quebec.....	10	1,239
Sorel.....	5	913
Total.....	49	5,744

PROVINCE OF ONTARIO—PROVINCE DE L'ONTARIO.

Amherstburg.....	Nil.	Nil.
Belleville.....	Nil.	Nil.
Bowmanville.....	Nil.	Nil.
Brockville.....	Nil.	Nil.
Chatham.....	Nil.	Nil.
Cobourg.....	Nil.	Nil.
Collingwood.....	2	44
Cornwall.....	Nil.	Nil.
Deseronto.....	Nil.	Nil.
Dunnville.....	Nil.	Nil.
Fort William.....	Nil.	Nil.
Goderich.....	2	316
Hamilton.....	Nil.	Nil.
Kenora.....	3	75
Kingston.....	3	121
Lindsay.....	Nil.	Nil.
Midland.....	3	155
Napanee.....	Nil.	Nil.
Oakville.....	Nil.	Nil.
Ottawa.....	19	1,501
Owen Sound.....	Nil.	Nil.
Peterborough.....	1	190
Pictou.....	Nil.	Nil.
Port Arthur.....	17	7,133
Port Burwell.....	Nil.	Nil.
Port Dover.....	1	27
Port Hope.....	Nil.	Nil.
Port Stanley.....	4	135
Prescott.....	Nil.	Nil.
Sarnia.....	Nil.	Nil.
Southampton.....	Nil.	Nil.
Sault Ste. Marie.....	1	9
St. Catharines.....	1	29
Simcoe.....	Nil.	Nil.
Toronto.....	14	1,430
Wallaceburg.....	Nil.	Nil.
Whitby.....	Nil.	Nil.
Windsor.....	Nil.	Nil.
Total.....	71	11,170

PROVINCE OF PRINCE EDWARD ISLAND —PROVINCE DE L'ILE DU PRINCE-EDOUARD.

Charlottetown.....	1	34
--------------------	---	----

LIST of Ports at which Vessels may be Registered, showing the number of new Vessels Built and Registered, &c.—*Concluded.*

LISTE des ports auxquels les navires peuvent être enregistrés, et indiquant le nombre des nouveaux navires construits et enregistrés, etc.—*Fin.*

PROVINCE OF BRITISH COLUMBIA.—PROVINCE DE LA COLOMBIE-BRITANNIQUE.

Name of Port. — Nom du port.	Total Number of Sailing Ships and Steamers. — Voiliers et vapeurs.	Total Net Tonnage of Sailing Ships and Steamers. — Total de tonnage net.	Provinces — Provinces	Total Number of Sailing Ships and Steamers. — Voiliers et vapeurs.	Total Net Tonnage of Sailing Ships and Steamers. — Total de tonnage net.
SUMMARY—SOMMAIRE.					
New Westminster.....	15	1,657	New Brunswick.....	44	1,092
Prince Rupert.....	Nil.	Nil.	Nova Scotia	126	5,853
Vancouver	81	3,739	Quebec.	49	5,744
Victoria.....	32	5,251	Ontario.....	71	11,170
Total	123	10,647	Prince Edward Island...	1	34
PROVINCE OF MANITOBA—PROVINCE DU MANITOBA.					
Winnipeg.	1	346	British Columbia.....	128	10,647
YUKON DISTRICT.					
Dawson City.....	Nil.	Nil.	Manitoba	1	346
SASKATCHEWAN.					
Prince Albert.....	Nil.	Nil.	Yukon District.	Nil.	Nil.
Saskatchewan.....					
Total.....					
				420	34,886

SESSIONAL PAPER No. 21b

STATEMENT showing the Tonnage of each of the Maritime States of the World, compiled from the Reportoire Général for 1912-1913.

TABLEAU du tonnage des navires de chacun des Etats maritimes du globe, extrait du Répertoire Général pour 1912-1913.

Nation.	Steam- ers.	Gross Tonnage of Steamers.	Net Tonnage of Steamers.	Sailing Vessels.	Net Ton- nage of Sail- ing Vessels.	Total Net Tonnage.
	Vapeurs	Tonnage brut des vapeurs.	Tonnage net des vapeurs.	Voiliers.	Tonnage net des voiliers.	Tonneaux.
Great Britain and Colonies.....	9,002	18,978,445	11,540,003	5,448	1,040,485	12,580,488
Germany.....	1,880	4,243,865	2,587,839	1,330	446,305	3,034,144
U. S. A.....	1,043	2,040,290	1,360,500	3,206	1,257,291	2,617,791
Norway.....	1,483	1,690,597	1,040,747	1,162	643,217	1,683,964
France.....	956	1,684,981	963,013	1,327	468,389	1,431,402
Russia.....	694	877,203	536,356	3,258	538,263	1,074,619
Italy.....	515	1,126,635	686,685	1,306	310,977	1,027,662
Japan.....	886	1,333,713	841,484	1,344	168,431	1,009,915
*Canada.....						
Sweden.....	985	889,102	609,952	1,295	169,993	779,945
Holland.....	596	1,116,580	685,213	633	71,145	756,358
Austria.....	369	885,055	552,605	125	10,993	563,598
Greece.....	330	651,399	468,151	813	141,843	549,994
Denmark.....	528	692,522	421,520	868	94,528	516,048
Spain.....	516	757,352	463,420	374	47,327	510,747
Brazil.....	282	270,978	164,069	289	61,414	225,483
Turkey.....	144	153,411	91,831	982	208,737	300,568
Belgium.....	150	256,197	166,225	15	7,226	173,451
Argentine.....	191	158,580	95,787	194	63,736	159,523
Chile.....	98	107,716	68,180	85	50,232	118,412
Portugal.....	88	85,018	51,765	255	42,411	94,176
China.....	60	83,707	54,867	1	296	55,163
Uruguay.....	37	43,361	27,891	53	22,786	50,677
Cuba.....	46	57,389	35,891	119	12,565	48,396
Peru.....	12	31,299	17,164	57	29,222	46,336
Mexico.....	33	35,948	22,177	46	8,290	30,467
Roumania.....	24	33,603	17,175	19	3,303	20,478
Siam.....	12	13,066	7,980	2	344	8,324
Venezuela.....	9	4,368	2,610	17	2,715	5,325
Montenegro.....				20	4,507	4,507
Nicaraguay.....	1	711	112	6	4,029	4,141
Bulgaria.....	5	4,561	2,776	4	523	3,304
Egypt.....	6	1,833	424	6	2,467	2,891
Haiti.....	5	2,281	1,385	7	1,185	2,543
Honduras.....	3	3,466	2,151	3	363	2,514
Colombia.....	2	1,056	516	7	1,608	2,124
Sarawak.....	4	3,373	2,015			2,015
Dominica.....				10	1,465	1,465
Corea.....	2	1,736	1,325			1,325
Arabia.....				1	848	848
Guatemala.....				3	758	758
Liberia.....				2	686	686
Bolivia.....				1	606	606
Costa Rica.....				2	551	551
Salvador.....				2	326	326
Ecuador.....				1	257	257
Tunis.....				3	252	252
Zanzibar.....	1	611	243			243
Monaco.....				1	190	190
Borneo.....	1	185	121			121
Servia.....	1	264	112			112
Paraguay.....	1	188	28			28
Unknown.....	5	5,997	3,361	7	3,756	7,117
Total.....	21,006	38,332,742	23,535,669	24,709	5,976,759	29,512,428

*Included in British.

COMPARATIVE STATEMENT of New Vessels Built and Registered in the Dominion of Canada during the Year ended December 31, in each Year, from 1874 to 1912 both inclusive.

ETAT COMPARATIF des nouveaux navires construits et enregistrés au Canada pendant l'année expirée le 31 décembre, dans chaque année, de 1874 à 1912 les deux comprises.

Provinces.	1874.		1875.		1876.		1877.		1878.	
	Vessels.	Tons.	Vessels.	Tons.	Vessels.	Tons.	Vessels.	Tons.	Vessels.	Tons.
New Brunswick.....	90	42,027	65	33,483	61	31,040	54	31,158	56	27,368
Nova Scotia.....	175	84,480	177	67,106	194	58,771	219	47,980	166	49,784
Quebec.....	73	20,796	103	22,825	51	17,800	62	19,253	46	10,870
Ontario.....	50	10,797	53	7,760	47	5,397	23	3,316	30	2,409
Prince Edward Island....	88	24,634	83	19,838	62	14,571	62	17,026	38	10,382
British Columbia.....	5	276			1	121		204	2	90
Manitoba.....							2	48	1	5
Add new vessels built in Canada which proceeded to the United Kingdom under a Governor's pass without being registered	6	7,746			3	2,721	2	1,943	1	663
Add new vessels which left Quebec for registration in Germany.....					1	480				
Total.....	487	190,756	481	151,012	420	130,901	432	120,928	340	101,536

Provinces.	1879.		1880.		1881.		1882.		1883.	
	Vessels.	Tons.	Vessels.	Tons.	Vessels.	Tons.	Vessels.	Tons.	Vessels.	Tons.
New Brunswick.....	43	19,067	63	18,896	57	18,259	66	16,820	72	21,103
Nova Scotia.....	126	39,208	126	31,257	150	40,465	117	26,711	202	35,765
Quebec.....	29	7,421	33	8,219	56	5,673	26	6,785	42	6,594
Ontario.....	42	2,464	44	3,610	54	5,111	55	4,369	34	4,311
Prince Edward Island....	20	5,279	21	3,359	15	4,351	15	3,508	17	5,343
British Columbia.....	5	788			2	85	3	1,631	5	849
Manitoba.....			1	100	3	116	1	289	2	125
Add new vessels built in Canada which proceeded to the United Kingdom under a Governor's pass without being registered.							1	1,029		
Add new vessels which left Quebec for registration in Germany.....										
Total.....	265	74,227	288	65,441	337	74,060	288	61,142	374	74,090

SESSIONAL PAPER No. 21b

COMPARATIVE STATEMENT of New Vessels Built and Registered in the Dominion of Canada during the Year ended December 31, &c.—*Continued.*ETAT COMPARATIF des nouveaux navires construits et enregistrés au Canada pendant l'année expirée le 31 décembre, etc.—*Suite.*

Provinces.	1884.		1885.		1886.		1887.		1888.	
	Vessels.	Tons.	Vessels.	Tons.	Vessels.	Tons.	Vessels.	Tons.	Vessels.	Tons.
New Brunswick	46	12,888	34	7,736	34	4,931	18	2,909	32	2,530
Nova Scotia	178	42,032	102	24,703	93	20,948	87	12,310	116	12,965
Quebec	32	3,815	29	4,556	27	2,683	28	2,888	23	2,669
Ontario	58	4,446	45	4,509	52	2,075	66	2,993	62	5,095
Prince Edward Island....	21	5,189	11	1,707	12	1,318	7	601	12	1,412
British Columbia.....	15	675	6	648	8	154	9	376	13	448
Manitoba.....	37	3,366	13	320	3	98	8	439	1	11
Total	387	72,411	240	44,179	229	32,207	223	22,516	264	25,139

Provinces.	1889.		1890.		1891.		1892.		1893.	
	Vessels.	Tons.	Vessels.	Tons.	Vessels.	Tons.	Vessels.	Tons.	Vessels.	Tons.
New Brunswick	50	4,792	35	5,572	43	6,269	21	1,873	119	2,319
Nova Scotia.....	126	19,645	150	33,907	130	35,528	105	16,446	111	15,989
Quebec	27	3,759	25	4,880	46	4,200	34	2,620	53	4,220
Ontario.....	45	3,259	41	4,917	44	2,662	34	3,684	49	4,126
Prince Edward Island....	12	1,503	12	2,008	5	1,000	9	967	3	634
British Columbia.....	12	840	15	876	41	2,364	46	2,887	19	944
Manitoba.....	8	548	7	218	3	122	6	296	8	608
Total.....	280	34,346	285	52,378	312	52,145	255	28,773	362	28,440

Provinces.	1894.		1895.		1896.		1897.		1898.	
	Vessels.	Tons.	Vessels.	Tons.	Vessels.	Tons.	Vessels.	Tons.	Vessels.	Tons.
New Brunswick.....	40	2,534	27	714	24	627	33	1,738	31	790
Nova Scotia.....	128	8,721	89	4,762	97	7,704	54	4,259	67	4,962
Quebec	55	4,412	49	4,335	36	3,969	49	4,227	51	4,139
Ontario.....	64	3,137	52	3,732	38	1,757	50	3,850	46	1,872
Prince Edward Island....	3	183	1	196	3	111	3	226	5	372
British Columbia.....	25	1,900	18	1,709	22	1,466	26	2,429	72	12,228
Manitoba.....	11	356	14	822	7	512	16	365	6	159
Total.....	326	21,243	250	16,270	227	16,146	231	17,094	278	24,522

COMPARATIVE STATEMENT of New Vessels Built and Registered in the Dominion of Canada during the Year ended December, 31, &c.—*Continued.*ETAT COMPARATIF des nouveaux navires construits et enregistrés au Canada pendant l'année expirée le 31 décembre, etc.—*Suite.*

Provinces.	1899.		1900.		1901.		1902.	
	Vessels.	Tons.	Vessels.	Tons.	Vessels.	Tons.	Vessels.	Tons.
New Brunswick.....	31	798	22	762	25	1,141	23	1,055
Nova Scotia.....	92	7,594	117	9,416	133	14,660	140	14,827
Quebec.....	35	5,943	50	4,301	43	7,421	16	1,990
Ontario.....	52	3,419	58	3,734	62	2,665	60	8,791
Prince Edward Island.....	3	56	3	106	6	589	8	530
British Columbia.....	51	2,734	43	3,837	62	7,728	36	2,550
Manitoba.....	13	554	3	109	3	112	10	137
Yukon District.....			1	61	1	165	3	336
Saskatchewan.....								
Total.....	277	21,008	297	22,326	335	34,481	296	30,216

Provinces.	1903.		1904.		1905.		1906.	
	Vessels.	Tons.	Vessels.	Tons.	Vessels.	Tons.	Vessels.	Tons.
New Brunswick.....	24	1,708	25	1,306	25	998	23	431
Nova Scotia.....	135	12,907	99	5,993	160	7,453	154	7,538
Quebec.....	31	1,076	20	3,203	24	1,438	50	3,940
Ontario.....	71	10,719	105	5,167	85	5,735	74	6,014
Prince Edward Island.....	6	171	2	185	6	577	4	147
British Columbia.....	53	3,494	48	2,392	51	3,536	82	2,774
Manitoba.....	5	248	9	338	1	44	9	808
Yukon District.....								
Saskatchewan.....							1	89
Total.....	328	30,323	308	18,554	352	19,781	397	21,741

Provinces.	1907.		1908.		1909.		1910.	
	Vessels.	Tons.	Vessels.	Tons.	Vessels.	Tons.	Vessels.	Tons.
New Brunswick.....	27	999	32	1,288	14	666	17	397
Nova Scotia.....	109	5,116	80	6,600	75	6,007	82	5,572
Quebec.....	50	10,326	62	7,279	66	5,895	58	7,012
Ontario.....	96	14,444	46	8,695	73	7,973	46	3,612
Prince Edward Island.....	7	215	5	254	1	5	2	23
British Columbia.....	97	7,115	76	4,778	93	4,068	84	5,177
Manitoba.....	3	84	1	9	5	692	5	490
Yukon District.....			2	80				
Saskatchewan.....	3	201						
Total....	392	38,401	304	28,983	327	25,306	294	22,283

SESSIONAL PAPER No. 21b

COMPARATIVE STATEMENT of New Vessels Built and Registered in the Dominion of Canada during the Year ended December 31, &c.—*Concluded.*

ETAT COMPARATIF des nouveaux navires construits et enregistrés au Canada pendant l'année expirée le 31 décembre, etc.—*Fin.*

Provinces.	1911.		1912.	
	Vessels.	Tons.	Vessels.	Tons.
New Brunswick.....	25	774	44	1,092
Nova Scotia.....	136	5,340	126	5,853
Quebec.....	30	2,726	49	5,744
Ontario.....	42	10,986	71	11,170
P. E. Island.....	4	61	1	34
B. Columbia.....	98	7,781	128	10,647
Manitoba.....	3	902	1	346
Yukon District.....				
Saskatchewan.....	1	66		
Total.....	339	27,736	420	34,886

LIST of vessels whose names have been changed by Order in Council, under Section 27 of Chapter 113 of the Revised Statutes of Canada, 1906, during the year ended December 31, 1912.

LISTE des navires dont les noms ont été changés par Ordre en Conseil, d'après les dispositions de l'article 27, chapitre 113 des Statuts Révisés du Canada, 1906, durant l'année finissant le 31 décembre 1912.

Official Number.	Present Name of Vessel.	Port of Registry.	Former Name of Vessel.
Número oficial.	Nom actuel du navire.	Port d'enregistrement.	Ancien nom du navire.
130,658	Abutilon.....	Chatham, N.B.....	Stevenson.
130,607	Aliford.....	Victoria.....	F. H. Folsom.
100,282	Arthur C.....	Lindsay.....	Alexandra.
96,945	Arthur M.....	St. John, N.B.....	Abana.
130,889	Ashigamik.....	Victoria.....	Drift.
131,653	Atikokan.....	Port Arthur.....	John B. Trevor.
.....	Bertie II.....	Windsor, Ont.....	Result.
96,995	Bowena.....	Vancouver.....	City of Naraimo.
130,382	Charlie Gale.....	Amherstburg.....	Active.
115,274	City of Sydney.....	Montreal.....	Rosalind.
100,484	Clara M.....	Sydney, N.S.....	Lavanda.
66,949	Courtenay.....	St. John, N.B.....	Hercules.
100,725	D. J. Purdy.....	Montreal.....	Sincennes.
131,110	Domincoal No. 2.....	Montreal.....	Scow No. 2.
125,857	Frieda.....	Sorel.....	J. L. Moek.
94,926	Frontier.....	Picton, Ont.....	Argyle.
133,716	G. R. Hughes.....	Vancouver.....	Rosine.
131,051	George A. Graham.....	Port Arthur.....	Marina.
130,855	Gryme.....	Victoria.....	Edrie.
104,263	Kwasind.....	Quebec.....	Turret Bell.
130,904	Lady Nymph.....	Vancouver.....	Nymph.
130,997	M. T. Co. No. 3.....	Vancouver.....	Vixen.
131,009	McDougald.....	St. John, N.B.....	No. 6.
.....	McMartin.....	St. John, N.B.....	Denver.
130,536	Madonna V.....	Halifax.....	Madonna.
131,150	Makehewi.....	Vancouver.....	Charlotte S.
.....	Manley & Co., No. 1.....	Montreal.....	Dredge No. 4.
124,529	Mastolon.....	Vancouver.....	No. 508.
130,890	Myfanwy.....	Victoria, B.C.....	Luelco.
.....	Nooya.....	Victoria.....	Minnie W.
125,108	Northern Messenger.....	Lumenburg.....	Schwalbe.
116,993	No. 14.....	Ottawa.....	Lurcher.
116,991	No. 15.....	Ottawa.....	Anticosti.
121,459	No. 18.....	Montreal.....	South East Shoal No. 18.
126,284	Ocomee.....	St. John, N.B.....	Stella Marion.
131,123	P. W. D. No. 100.....	Ottawa.....	Industry.
130,510	Padlox.....	Shelburne.....	Romance.
130,840	Paipoonge.....	Port Arthur.....	Corona.
130,317	R. M. & S. Dredge No. 2.....	Toronto.....	Dredge No. 2.
130,442	Restigoache.....	Ottawa.....	Nereus.
90,544	R. G. A. Weaver.....	Toronto.....	Nellie Reid.
131,002	St. John.....	St. John, N.B.....	Boston.
116,395	Sedar Isle.....	Charlottetown.....	R-Tis-3.
130,851	W. No. 1.....	Vancouver.....	Boston.
130,920	W. No. 2.....	Vancouver.....	Morning Star.
131,021	W. No. 3.....	Vancouver.....	Advance.
131,022	W. No. 4.....	Vancouver.....	St. Nicholas.

SESSIONAL PAPER No. 21b

STATEMENT showing the number of vessels removed from registry in the Dominion of Canada during the year ended 31st December, 1912, and the cause for such removal.


ETAT indiquant le nombre de navires dont les noms ont été rayés au registre, au Canada durant l'année finissant le 31 décembre 1912, et la cause de leur radiation.

Sold to foreigners.....	16
Wrecked.....	19
Stranded.....	10
Lost.....	19
Broken up, reported out of existence, condemned, dismantled, abandoned, etc.....	117
Abandoned at sea.....	3
Collision.....	4
Foundered.....	6
Burnt.....	22
Transferred to St. John's, Nfld.....	13
" " Barbadoes.....	7
" " Bahamas.....	3
Missing.....	2
Total.....	241

A JOHNSTON,

Deputy Minister of Marine and Fisheries.

DEPARTMENT OF MARINE AND FISHERIES,
OTTAWA, 1913.



STEAM VESSELS



VAPEURS

ALPHABETICAL LIST of Canadian Registered Steam Vessels on Registry Books, December 31, 1912

LISTE ALPHABÉTIQUE des vapeurs canadiens inscrits sur les registres, 31 décembre 1912

Abbreviations—Abréviations:—**J.O.**, Joint owners—propriétaires conjoints; **M.O.**, Managing owner—propriétaire gérant; **Fa.**, Paddle—à aubes; **Sc.**, Screw—à hélice.

† Names of Motor Vessels printed in italics—Les noms des vaisseaux à moteurs sont en italiques.

Official Number. Numéro officiel.	Name of Ship. Nom du navire.	Port of Registry. Port d'enregistrement.	Built — Construit en	Where Built. Lieu de construction.	Length in feet and 10ths. Longueur en pieds et 10es.	Breadth in feet and 10ths. Largeur en pieds et 10es.	Depth in feet and 10ths. Profondeur en pieds et 10es.	Gross Tonnage. Tonnage brut.	Registered Tonnage. Tonnage enregistré.	H. P. of Engines and Mode of Propulsion. Puissance des machines en c. v. et mode de propulsion.	Owner or Managing Owner, and Address. Armateur ou propriétaire gérant et adresse.
88,639	A. B. Cook	St. Catharines	1885	Port Robinson, Ont.	54 4	12 0	6 6	34	23	13 sc.	Robert Weddell, Trenton, Ont.
85,409	A. C. Newhall	Magdalen Islands	1858	Salisbury, Mass., U.S.A.	63 6	18 3	6 3	32	30	4½ sc.	The Eastern Canada Fisheries, Ltd., Montreal, Que.
97,014	A. D. Cross	St. Catharines	1897	Port Colborne, Ont.	49 0	16 0	8 9	47	32	11 sc.	William E. Plinn, Welland, Ont.
116,385	A. F. Bowman	Port Arthur	1906	Collingwood, Ont.	76 0	22 0	12 0	113	77	32 sc.	Canadian Towing & Wrecking Co., Ltd., Port Arthur, Ont.
77,820	A. H. Jennie	Toronto	1882	Port Rowan, Ont.	119 0	21 1	9 3	197	121	Mrs. Agnes M. Britnell, Toronto, Ont.
130,685	A. J. Wheaton	St. John, N.B.	1912	St. John, N.B.	29 2	9 5	4 9	10	7	2 sc.	Allen John Wheaton, St. John, N.B.
130,675	A. J. Conrad	Lunenburg	1911	Tancook, N.S.	40 4	10 6	5 2	12	11	½ sc.	Albert Conrad, Ross Bay, N.S.
100,303	A. M. Petrie	Hamilton	1892	Hamilton, Ont.	50 0	10 0	4 9	20	13	1 sc.	James Garrett, Herring Bay, Algona, Ont.
126,682	A. R. Hellen	Vancouver	1909	Adams Lake, B.C.	123 5	26 8	4 9	331	209	9 pa.	Adams River Lumber Co., Limited, Chase, B.C.
96,873	A. V. Crawford	Port Stanley	1891	Goderich, Ont.	72 0	15 7	7 2	51	35	20 sc.	Mrs. Ella B. Boone, Toronto, Ont.
*106,075	A. W. Perry	Halifax	1897	Belfast, Ireland	225 0	34 0	22 0	1,601	957	370 sc.	The Canada Atlantic & Plant Steamship Co., Ltd., Halifax, N.S.

* Formerly "Beverly."

90,767	A. Chambers.....	Goderich.....	1888	Goderich, Ont.	55 7	14 0	5 2	23	16	30 se...	John McCormick, Tp. of Pelee, Ont.
130,262	A. Ferguson.....	Ottawa.....	1909	Simcoe, Ont.	42 0	11 0	3 7	35	22	2 pa...	John R. Booth, Ottawa, Ont.
131,031	Abequell.....	Vancouver.....	1912	Stevenson, B.C.	30 0	9 5	3 1	6	6	3 se	Henry Curtis Shaw, Vancouver, B.C.
92,740	Abeona.....	Toronto.....	1889	Toronto, Ont.	89 0	15 7	5 5	46	31	22 se...	Harry Oldfield, Parry Sound, Ont.
100,659	Aberdeen.....	Kingston.....	1894	Westport, Ont.	51 0	8 4	4 2	13	9	6 se...	Amos Hudgin, M. O., Tp. Halliwell, Ont.
103,554	Aberdeen.....	Montreal.....	1895	Sorel, Que.	79 3	18 3	9 0	87	55	43 se...	Harbour Commissioners, Montreal, Que.
103,227	Aberdeen.....	Ottawa.....	1894	Paisley, G.B.	180 0	31 1	16 9	67 4	266	200 se...	The Minister of Marine and Fisheries, Ottawa, Ont.
94,924	Aberdeen.....	Pictou, Ont.	1894	Pictou, Ont.	99 6	22 0	8 7	142	87	20 se...	The Ontario & Quebec Navigation Co., Ltd., Pictou, Ont.
100,675	Aberdeen.....	Vancouver.....	1893	Vernon, B.C.	146 2	29 9	6 8	55 4	349	17 pa...	Canadian Pacific Railway Co., Montreal, Que.
97,007	Abino.....	St. Catharines.....	1894	Port Erie, Ont.	41 3	10 3	3 8	8	5	7 se...	Wm. T. Windsor, Challeuder, Ont.
122,649	Abitibi.....	Ottawa.....	1907	Lake Abitibi, Ont.	74 0	23 0	4 6	106	62	6 pa...	Thomas Walsh, Kenora, Ont.
100,395	Acacia.....	Hamilton.....	1893	Hamilton, Ont.	92 4	19 4	6 6	107	73	7 se...	Wallaceburg Sugar Co., Ltd., Wallaceburg, Ont.
92,488	Acadia.....	Windsor, N.S.	1887	Hantsport, N.S.	72 0	21 3	6 8	74	67	31 se...	The General Construction & Dredging Co., Ltd., Toronto, Ont.
126,460	Accommodation.....	Sorel.....	1910	Sorel, Que.	151 5	36 2	7 4	409	278	48 se...	The St. Lawrence Sand, Gravel Dredging Co., (Inc.) Sorel, Que.
126,678	Achates.....	Vancouver.....	1908	Vancouver, B.C.	100 0	22 9	11 5	209	142	42 se...	Maurice L. Evans, M. O., Vancouver, B.C.
111,652	Actea.....	Montreal.....	1894	Poughkeepsie, N.Y., U.S.A.	46 0	9 5	4 1	11	8	3 se...	Andrew F. Gault, Montreal, Que.
94,894	Active.....	Vancouver.....	1889	New Westminster, B.C.	116 0	20 7	10 3	172	119	50 se...	B. C. Mills, Timber & Trading Co., Vancouver, B.C.
100,367	Activity.....	Quebec.....	1892	Lévis, Que.	44 6	12 8	5 2	22	9	25 se...	E. A. D. Morgau, Montreal, Que.
88,665	Ada.....	Chatham, N.B.	1884	Chatham, N.B.	32 0	6 3	3 0	4	2	5 se...	Mrs. Susan M. Glasier, Lincoln, Sturbury Co., N.B.
90,539	Ada.....	Montreal.....	1886	Montreal, Que.	61 2	15 0	5 6	29	19	5 se...	Chas. Ogilvie, Ottawa, Ont.
107,110	Ada.....	Victoria.....	1890	Vancouver, B.C.	23 8	8 5	2 8	4	3	1 se...	R. C. Colston, P. E. I. Island, B.C.
75,642	Ada Alice.....	Toronto.....	1879	Port Dalhousie, Ont.	66 5	13 2	4 0	60	41	10 se...	Wm. Davies, Co., Ltd., Toronto, Ont.
122,332	Adam.....	Vancouver.....	1907	Vancouver, B.C.	45 0	12 0	5 7	24	16	4 se...	H. Bell-Irving Co., Ltd., Vancouver, B.C.
116,927	Adam Hall.....	Victoria.....	1904	Arrowhead, B.C.	112 0	20 1	6 7	145	55	25 se...	The Canadian Pacific Co., Ltd., Port Moody, B.C.
130,952	Adamantone.....	Lanenburg.....	1912	Hackett's Cove, N.S.	40 3	10 4	5 4	11	10	½ se	Harry Levy, M.O., Hackett's Cove, N.S.

ALPHABETICAL LIST of Canadian Registered Steam Vessels on Registry Books, &c.—Continued.

LISTE ALPHABÉTIQUE des vapeurs canadiens inscrits sur les registres, etc.—Suite.

Official Number. Numéro officiel.	Name of Ship. Nom du navire.	Port of Registry. Port d'enregistrement.	Built — Construit en	Where Built. Lieu de construction.	Length in feet and 10ths. Longueur en pieds et 10es.	Breadth in feet and 10ths. Largeur en pieds et 10es.	Depth in feet and 10ths. Profondeur en pieds et 10es.	Gross Tonnage. Tonnage brut.	Registered tonnage. Tonnage enregistré.	H.P. of Engines and Mode of Propulsion. Puissance des machines en c.v. et mode de propulsion.	Owner or Managing Owner, and Address. Armateur ou propriétaire gérant, et adresse.
107,401	Adelaide.	Montreal.	1888	Morris Heights, N. Y. U.S.A.	30 0	6 0	2 8	3	2	— sc ..	L. R. Dowler, Montreal, Que.
126,143	Adelard	Sorel.	1907	Yamaska, Que.	46 5	9 5	3 4	17	10	1 sc ..	Joseph Capistran, Yamaska, Que.
130,538	Adelia S.	Montreal.	1911	St. Gabriel de Brandon, Que.	51 0	11 3	3 2	19	13	1 1/2 sc ..	St. Gabriel Lumber Co., Ltd., Montreal, Que.
130,604	Adelphi.	Vancouver.	1911	Vancouver, B.C.	37 7	11 2	5 5	11	9	1/2 sc ..	Walter J. Thicke, Vancouver, B.C.
126,759	Adine.	Montreal.	1909	Bath, Me., U.S.A.	32 0	8 3	5 2	5	3	2 1/2 sc ..	Clarence H. Lewis, Montreal, Que.
130,933	Adine II.	Montreal.	1910	Stamford Conn., U.S.A.	55 6	10 9	6 8	21	14	4 sc	John K. L. Ross, Montreal, Que.
130,922	Adramled.	Montreal.	1866 1882	Cleveland, O., U.S.A., Detroit, Mich., U.S.A.)	138 0	27 4	10 6	630	364	30 sc ..	Lachine Transportation & Coal Co., Ltd., Montreal, Que.
92,536	Adirondack.	Montreal.	1887	Berthier, Que.	40 0	9 3	5 4	12	8	8 sc ..	Joseph H. Dansereau, Verchères, Que.
130,329	Adjie.	Kingston.	1911	Kingston, Ont.	45 6	8 3	3 9	17	11	4 sc ..	John H. Willmott, Beaumaris, Ont.
72,247	Admiral.	St. John, N.B.	1876	Portland, N.B.	119 6	22 0	5 7	158	100	66 hp ..	Parker Glasier, Lincoln, Sunbury Co., N.B.
107,373	Admiral Togo.	Dorchester.	1905	Port Greville, N.S.	28 0	8 1	3 6	4	3	2 sc ..	Edward Cole, Dorchester, N.B.
103,566	Adonis.	Montreal.	1890	Kingston, Ont.	61 4	11 1	4 4	14	10	8 sc ..	J. B. Tressider, Montreal, Que.
122,325	Adornain.	Vancouver.	1907	Vancouver, B.C.	21 3	8 4	3 6	8	6	1/2 sc ..	Gustave A. Roedde, Vancouver, B.C.
90,702	Adrelexa.	St. Catharines.	1886	Port Robinson, Ont.	61 0	10 3	4 6	20	14	2 sc ..	Edward Adamson, Toronto, Ont.

SESSIONAL PAPER No. 21b

*88,632	Advances	Montreal	1884	St. Catharines, Ont.	175 0	35 3	15 0	1,031	358	116	30	Montreal Transportation Co., Ltd., Montreal, Que.
90,775	Advances	Windsor, Ont.	1886	Windsor, Ont.	48 8	15 1	4 0	72	49	20	30	Wm. A. Kennedy, Manitoulin, Ont.
126,118	<i>Advocate</i>	Ottawa	1909	Lanenburg, N. S.	68 4	19 8	8 6	61	50	3	30	The Minister of the Naval Service, Ottawa, Ont.
117,154	Afton	New Westminster	1906	New Westminster, B.C.	28 0	5 8	3 0	3	2	1	30	Thomas H. Goldie, New Westminster, B.C.
†111,807	Agawa	Sault Ste. Marie	1902	Collingwood, Ont.	379 0	46 0	25 0	3,759	2,468	151	30	The Algoma Central & Hudson Bay Ry. Co., Sault Ste. Marie, Ont.
†126,865	Aggie B. Reid	Sault Ste. Marie	1897	Toledo, O., U.S.A.	43 0	12 0	5 5	17	10	3	30	Robert C. Reid, Cockburn Island, Ont.
85,305	Agnes	Montreal	1883	Buckingham, Que.	55 8	12 4	4 4	23	20	30	30	G. Bodwell, Buckingham, Que.
85,325	Agnes	Owen Sound	1884	Meaford, Ont.	50 0	13 7	6 0	23	16	30	30	W. W. Grant and Wm. Vance, Spanish River, Ont.
107,302	Agnes	Toronto	1898	Toronto, Ont.	55 0	9 2	3 9	14	10	1	30	Montreal River Navigation Co., Ltd. Cobalt, Ont.
116,777	Agnes	Vancouver	1904	Ladners, B.C.	25 0	6 6	2 4	3	2	‡	30	Harry Abbott, Vancouver, B.C.
103,697	Agnes C.	Sault Ste. Marie	1887	Green Bay, Wis., U.S.A.	47 0	9 0	5 0	20	10	—	30	W. H. Plummer, Sault Ste. Marie, Ont.
77,999	Agnes McMahon	Ottawa	1870	St. Catharines, Ont.	95 0	15 3	6 4	81	47	50	30	Israel Cleucent, Montreal, Que.
116,244	Agnes Smith	Sault Ste. Marie	1904	Little Current, Ont.	61 0	15 0	6 0	57	36	13	30	John W. Neeller, and S. J. Smith, Little Current, Ont.
111,752	Agwande	Kenora	1900	Kenora, Ont.	105 0	22 5	4 0	397	143	1	30	Rainy River Navigation Co., Ltd., Kenora, Ont.
126,518	Al Sec	Victoria	1910	Coal Island, B.C.	64 0	16 3	5 0	41	16	15	30	Ab See, Coal Island, B.C.
103,672	Almie	Toronto	1896	Gravenhurst, Ont.	80 4	15 0	4 6	77	52	11	30	The Muskoka Lakes Navigation & Hotel Co., Ltd., Toronto, Ont.
97,017	Ald	Liverpool	1891	Liverpool, N.S.	79 2	24 4	7 5	99	67	130	30	Alfred Dickie, Lower Stewiacke, N.S.
92,205	Ald	Ottawa	1886	Hull, Que.	65 0	18 0	3 6	25	15	20	30	J. A. Cameron, Thurso, Que.
116,834	Aileen	Kingston	1901	Perth, Ont.	68 8	11 8	4 1	38	24	4	30	The Upper Ontario Steamboat Co., Ltd., New Liskeard, Ont.
126,761	Ailsa	Montreal	1909	Chiswick, Eng.	21 2	5 6	2 4	2	1	1	30	F. J. Spelman and Alex. Solomon, J. O. Montreal, Que.
122,337	Ailsa Craig	Vancouver	1907	Vancouver, B. C.	24 8	8 8	2 5	9	6	1	30	Pitt River Lumber Co., Ltd., Coquitlan, B. C.
116,409	Aimé	Victoria	1899	Chenainus, B. C.	38 0	9 0	3 2	9	6	3	30	G. Lawson, Victoria, B. C. and W. H. Fairbairn, Comox, B. C.
116,789	Airdrie	Vancouver	1904	Steveston, B. C.	35 0	11 1	3 3	9	6	1	30	C. F. Haslam, Vancouver, B. C.
126,782	Airé	New Westminster	1908	Port Essington, B. C.	30 1	9 6	3 4	9	6	1	30	Henry J. F. Anderson, Westham Island, B. C.

* Formerly "Sir S. L. Tilley." † Formerly a sailing vessel. ‡ Foreign name "Victor."

ALPHABETICAL LIST of Canadian Registered Steam Vessels on Registry Books, &c.—Continued.

LISTE ALPHABÉTIQUE des vapeurs canadiens inscrits sur les registres, etc.—Suite.

Official Number. Numéro officiel.	Name of Ship. Nom du navire.	Port of Registry. Port d'enregistrement.	Built Construit en	Where Built. Lieu de construction.	Length in feet and 10ths. Longueur en pieds et 10es.	Breadth in feet and 10ths. Largeur en pieds et 10es.	Depth in feet and 10ths. Profondeur en pieds et 10es.	Gross Tonnage. Tonnage brut.	Registered Tonnage. Tonnage enregistré.	H.P. of Engines and Mode of Propulsion. Puissance des machines en c.v. et mode de propulsion.	Owner or Managing Owner, and Address. Armateur ou propriétaire gérant, et adresse.
111,335	Ajax	Lindsay	1902	Bobaygeon, Ont.	51 0	14 6	6 1	33	23	50 sc.	W. F. C. Boyd, M.O., Bobaygeon, Ont.
107,257	Alameda.....	New Westminster ..	1898	Lake Bennett, B.C.	50 0	12 0	2 5	32	20	2 hp.	John J. McKenna, Lake Bennett, B.C.
88,600	Alameda.....	Yarmouth.....	1885 1887	Arcadia, N.S. Yarmouth, N.S.	65 6	13 0	4 3	63	49	10 sc.	A. Strang, Cape Traverse, P.E.I.
122,346	Alan	Toronto	1907	Byng Inlet, Ont.	29 0	9 0	3 3	6	4	1 1/2 sc.	William H. Argue, Parry Sound, Ont.
125,088	Alabsee.....	Vancouver.....	1908	Vancouver, B.C.	32 9	10 1	5 2	15	10	3 sc.	The Chief Commissioner of Lands, Victoria, B.C.
103,181	Alarm	Victoria	1893	Georgetown, B.C.	52 0	13 8	7 0	34	23	5 sc.	Georgian Logging Co., Ltd., Goico, B.C.
122,229	Alaska	Montreal	1906	Sorel, Que.	102 3	23 7	14 2	246	141	65 sc.	The Sincennes-McNaughton Line, Ltd., Montreal, Que.
107,673	Alaska	Quebec.....	1899	St. Nicholas, Que.	73 4	21 7	5 3	51	45	12 sc.	Cie Maritime et Commercial du Bas-St. Laurent, Ellis Bay, Anticosti, Que.
130,445	Alaskan.....	Vancouver.....	1886	Onetza, Ore., U.S.A.	96 5	19 0	7 1	150	102	13 sc.	Andrew M. Tyson, Vancouver, B.C.
100,622	Albani.....	Port Dover.....	1892	Simcoe, Ont.	36 3	7 6	3 5	5	4	1 sc.	Wm. Davies, Toronto, Ont.
126,886	Alberdyce.....	Vancouver.....	1910	Vancouver, B.C.	50 0	12 0	6 1	30	21	2 sc.	Merrill Desbrisay, Vancouver, B.C.
126,072	Albemi.....	Vancouver.....	1908	Vancouver, B.C.	44 0	11 6	5 7	28	19	8 sc.	Vancouver Dredging & Salvage Co., Ltd., Vancouver, B.C.
103,103	Albert	Montreal.....	1890	St. Laurent, Que.	42 0 147 5	6 0	2 7	3	2	1 sc.	Adolphe Pepin, St. Aimé, Que.
96,712	Albert.....	Ottawa.....	1888	Aylmer, Que.	42 2	7 9	2 9	269	198	100 hp.	Upper Ottawa Improvement Co., Ltd., Ottawa, Ont.

LIST OF STEAM VESSELS

SESSIONAL PAPER No. 216

126,855	Albert C.	Sorel	1911	Three Rivers, Que	43 5	12 0	4 2	17	10	3 se	J. D. Chenard, Berthierville, Que.
111,942	Albert Lea	New Westminster	1888	Jig Harbour, Wash., U.S.A	42 8	8 8	4 9	19	13	2 se	Wallace Fisheries, Ltd., Vancouver, B.C.
116,942	Alberta	Kenora	1904	Kenora, Ont.	20 0	5 0	2 0	2	1	½ se	D. L. Mather, Kenora, Ont.
85,765	Alberta	Montreal	1888 1911	Whiteinch, (G.B.) Collingwood, Ont.	309 7	38 2	23 3	2,829	2,377	240 se	Canadian Pacific Railway Co., Montreal, Que.
116,603	Alberta	Montreal	1905	Sorel, Que.	96 4	17 7	6 9	125	62	42 se	The Smeemcs-McNaughton Line, Ltd., Montreal, Que.
122,177	Alberta	Port Arthur	1907	Rosport, Ont.	30 0	10 0	4 0	7	5	1½ se	George Gerow, Rosport, Ont.
116,959	Alberta	Winnipeg	1904	Prince, Albert, Sask.	130 0	31 0	4 0	315	214	15 pa.	Winnipeg Navigation Co., Ltd., Winnipeg, Man.
116,370	Alberta M.	Goderich	1907	Goderich, Ont.	69 3	15 0	6 5	38	26	10½ se	Wm. John Keen and Joseph Millman, Blind River, Ont.
111,433	Albion	Halifax	1902	Mosier's River, N.S.	35 8	10 5	4 0	9	6	1 se	Alfred Dickie, Lower Stewiacke, N.S.
115,262	Albucera	St. John, N.B.	1902	Port Glasgow, G.B.	340 7	47 6	23 4	3,460	2,259	303 se	Steamship Albucera Co., Ltd., Rothersay, King's Co., N.B.
\$122,650	Aleado	Ottawa	1905	Ballard, Wash., U.S.A	69 7	16 8	7 6	70	47	16 se	The Minister of Marine and Fisheries, Ottawa, Ont.
112,043	Aleyon	Quebec	1901	Ste. Anne de Chicoutimi, Que.	63 4	13 9	4 5	44	30	4 se	E. Gagnon, Ste. Anne de Chicoutimi, Que.
103,964	Aleyone	Montreal	1890	Chicago, Ill., U.S.A	76 2	11 0	6 4	38	22	14 se	H. M. Molson, Montreal, Que.
100,090	Aleyone	St. John, N.B.	1892	St. John, N.B.	36 7	9 1	4 3	15	10	30 se	Henry Eagle, Chatham, N.B.
85,769	Alert	Montreal	1879	St. John's, Que.	40 3	7 2	3 1	4	2	7 se	Louis H. Hebert, St. John's, Que.
116,862	Alert	Ottawa	1904	Teniscanningue, Que.	68 3	12 4	5 2	53	26	10 se	Upper Ottawa Improvement Co., Ltd., Ottawa, Ont.
92,421	Alert	Prescott	1886	Morrisburg, Ont.	64 0	11 4	5 0	50	35	9 se	The Minister of Railways and Canals, Ottawa, Ont.
90,699	Alert	St. Catharines	1886	Port Robinson, Ont.	58 4	15 1	7 2	47	32	28 se	The Welland Canal Tug Co., Ltd., Port Colborne, Ont.
116,248	Alert	Sault Ste. Marie	1903	Richard's Landing, Ont.	37 0	9 0	4 8	9	4	1 se	The North Channel Towing Co., Ltd., Sault Ste. Marie, Ont.
*86,871	Alert	Sydney	1880	South Bristol, Me., U.S.A	98 3	19 1	7 4	105	63	10 se	Norman McDonald, Sydney, N.S.
107,529	Alert	Victoria	1899	New Denver, B.C.	31 5	6 7	3 0	3	2	1 se	Johnston & Carswell, Ltd., Long Lake, B.C.
107,515	Alert	Victoria	1898	Linderman, B.C.	34 0	8 0	4 0	7	5	1 se	John J. McKenna, Lake Bennett, B.C.
94,807	Alert	Victoria	1889	Victoria, B.C.	62 0	15 4	6 5	44	26	80 se	The Western Transport Co., Ltd., Nanaimo, B.C.
121,774	Alert	Winnipeg	1905	Selkirk, Man.	55 0	12 0	5 5	28	19	8 se	The Northern Fish Co., Ltd., Selkirk, Man.

§ Foreign name "North." * Foreign name "George J. Stevens."

ALPHABETICAL List of Canadian Registered Steam Vessels on Registry Books, &c.—Continued.

LISTE ALPHABÉTIQUE des vapeurs canadiens inscrits sur les registres, etc.—Suite.

Official Number. Numéro officiel.	Name of Ship. Nom du navire.	Port of Registry. Port d'enregistrement.	Built — Construit en	Where built. — Lieu de construction.	Length in feet and 10ths. Longueur en pieds et 10 ^{es} .	Breadth in feet and 10ths. Largeur en pieds et 10 ^{es} .	Depth in feet and 10ths. Profondeur en pieds et 10 ^{es} .	Gross Tonnage. Tonnage brut.	Registered Tonnage. Tonnage enregistré.	H. P. of Engines and Mode of Propulsion. Puissance des machines en c. v. et mode de propulsion.	Owner or Managing Owner, — and Address. Armateur ou propriétaire gérant, — et adresse.
107,748	Aletha.....	Kingston.....	1901	Kingston, Ont.....	107 4	19 7	5 5	171	90	25 sc..	The Ontario & Quebec Navigation Co., Ltd., Picton, Ont.
122,559	Alex. Clark.....	Collingwood.....	1911	Collingwood, Ont.....	91 2	18 3	8 8	99	65	29 sc..	R. S. Fisher, Collingwood, Ont.
96,898	Alexander Fraser.....	Ottawa.....	1890	Pembroke, Ont.....	140 0	41 0	7 5	320	174	23 pa..	Upper Ottawa Improvement Co., Ltd., Ottawa, Ont.
112,153	Alexandra.....	Chatham, N.B.....	1902	Chatham, N.B.....	97 0	24 6	9 0	201	136	38 sc..	Miramichi Steam Navigation Co., Chatham, N.B.
116,340	Alexandra.....	Ottawa.....	1903	Temiscamingue, Que.....	148 0	45 4	8 1	417	250	96 pa..	Upper Ottawa Improvement Co., Ltd., Ottawa, Ont.
1100,598	Alexandra.....	Sydney.....	1889	Sorel, Que.....	79 2	13 8	4 2	34	23	6 sc..	David, Rudderham, North Sydney, N.S.
107,380	Alexandra.....	Sydney.....	1902	Port Morien, N.S.....	44 2	10 4	4 8	14	10	12 sc..	Robt. Spence, Port Morien, N.S.
112,291	Alexandra.....	Winnipeg.....	1902	Winnipeg, Man.....	84 0	19 8	3 2	164	38	5 pa..	Hyland Navigation & Trading Co., Winnipeg, Man.
85,768	Alexandria.....	Picton, Ont.....	1883	Montreal, Que.....	173 7	30 6	8 4	863	508	50 pa..	The Ontario & Quebec Navigation Co., Ltd., Picton, Ont.
111,937	Alfred.....	Lindsay.....	1895	Lindsay, Ont.....	48 5	19 0	4 6	89	61	35 pa..	A. L. Davis, Peterboro', Ont.
\$126,193	Alfred Clarke.....	Windsor, Ont.....	1887	Saugatuck, Mich., U.S.A.....	110 0	22 2	8 6	229	148	10 sc..	The Pelee & Lake Erie Navigation Co., Ltd., Pelee Island, Ont.
122,578	Alfreda.....	Yarmouth.....	1907	Tusket Wedges, N. S.....	44 0	12 3	6 0	15	10	6 sc..	Louis A. LeBlanc, M.O., Tusket Wedge, N.S.
116,697	Algoma.....	Kenora.....	1904	Fort Frances, Ont.....	56 0	14 0	5 5	69	47	3 sc..	The Rat Portage Lumber Co., Ltd., St. Boniface, Man.
111,763	Algona.....	Kingston.....	1901	Kingston, Ont.....	36 6	8 4	3 4	5	3	10 sc..	John H. Davis, Kingston, Ont.

† Former "Richelieu." § Foreign name "Saugatuck."

LIST OF SHIPPING

SESSIONAL PAPER No. 21b

111,803	Algoma	Sault Ste. Marie	1901	Toronto, Ont.	104 0	26 3	11 0	157	107	54	International Transit Co., Sault Ste. Marie, Ont.
95,051	Algonquin	Port Arthur	1888	Yolker, C. B.	245 0	40 1	20 6	1,806	1,172	150	The St. Lawrence & Chicago Steam Nav. Co., Ltd., Toronto, Ont.
122,076	Algonquin	Toronto	1906	Huntsville, Ont.	120 0	23 8	6 5	305	200	32	The Huntsville Lake of Bays & Lake Simcoe Navigation Co., Ltd., Huntsville, Ont.
103,236	Alice	Ottawa	1894	Sorel, Que.	70 7	17 5	7 6	67	46	15	The Dominion Dredging Co., Ltd., Ottawa, Ont.
116,610	Alice	Montreal	1902	Three Rivers, Que.	41 0	10 9	3 6	15	8	2	Theophile Leomyre, Grandos Piles, Que.
103,883	Alice	Ottawa	1896	Aylmer, Que.	31 0	8 3	3 0	3	2	34	A. Whelan, Aylmer, Que.
111,862	Alice	Ottawa	1901	Kippawa, Que.	70 8	13 4	5 0	48	34	10	John De B. Fraser, Ottawa, Ont.
122,260	Alice	Quebec	1907	Toronto, Ont.	125 5	25 8	10 8	403	239	54	The Minister of Agriculture, Ottawa, Ont.
107,723	Alice	Vancouver	1900	Vancouver, B. C.	66 8	12 6	4 2	35	24	24	S. K. Champion, et al, Vancouver, B. C.
117,001	Alice A.	Vancouver	1885	Portland, Ore., U.S.A.	38 0	7 6	2 6	9	6	1	A. A. Price, Gibson's Landing, B. C.
107,169	Alice G	Collingwood	1902	Collingwood, Ont.	60 0	12 0	6 3	36	25	5	Dominion Fish Co., Ltd., Winnipeg, Man.
122,292	Alice Mattie	Prince Albert	1907	Prince Albert, Sask.	72 0	18 0	4 0	121	44	4	Prince Albert Lumber Co., Ltd., Prince Albert, Sask.
116,639	Alice Maud	Yarmouth	1901	Shelburne, N.S.	65 0	14 3	6 6	45	30	16	Thomas N. McGrath, Tusket, N.S.
126,290	Alice R.	St. John, N. B.	1909	The Range, N. B.	61 7	18 0	7 5	75	51	40	Miss Alma F. Gregory, St. John, N. B.
*122,036	Alice and Jennie	Weymouth	1910	Whites Cove, N.S.	60 2	19 2	7 1	38	36	8	Mrs. Rachel Guthrie, Little River, N.S.
59,223	Alicia	Halifax	1861	Philadelphia, Pa., U.S.A.	79 4	18 0	6 2	61	30	50	Ed. Brownell, Porter's Lake, N.S.
130,617	Alford	Victoria	1898	Portland, Ore., U.S.A.	80 9	15 8	7 3	61	37	163	The British Columbia Fisheries, Ltd., London, C. B.
100,757	Aligator	Toronto	1893	Pino Lake, Ont.	31 0	11 5	3 4	6	4	25	F. Baker, Harris, Ont.
122,324	Alzath	Vancouver	1901	Vancouver, B. C.	23 5	8 4	2 7	7	5	4	John A. McMillan, North Vancouver, B. C.
116,722	Alban Sewell	St. John, N. B.	1904	Maugerville, N. B.	42 2	8 2	4 1	12	8	4	A. H. Sewell, Gibson, N. B.
125,456	All-age	Sorel	1910	Noire Dame de Piomeville, Que.	69 0	15 9	3 2	73	50	2	D. Magnum, Sorel, Que.
107,367	Allena May	Toronto	1897	Walker's Point, Ont.	47 5	7 6	3 1	16	11	2	H. Walker and Chas. J. Smith, J. O., Walker's Point, Ont.
100,414	Allie	Ottawa	1890	Brookville, Ont.	40 0	8 0	3 0	11	8	15	A. W. Jones and D. M. Jones, J. O., Ottawa, Ont.
130,483	Alluvia	New Westminster	1911	New Westminster, B. C.	100 0	23 3	5 0	263	155	9	S. Dawe, Sr. and N. P. Roman, New Westminster, B. C.

* Formerly a sailing vessel. (Formerly "F. H. Folsom".)

ALPHABETICAL LIST of Canadian Registered Steam Vessels on Registry Books, &c.—Continued.

LISTE ALPHABÉTIQUE des vapeurs canadiens inscrits sur les registres, etc.—Suite.

Official Number. Numéro officiel.	Name of Ship. Nom du navire.	Port of Registry. Port d'inscription.	Built Construit en	Where Built. Lieu de construction.	Length in feet and 10ths. Longueur en pieds et 10 ^{es} .	Breadth in feet and 10ths. Largeur en pieds et 10 ^{es} .	Depth in feet and 10ths. Profondeur en pieds et 10 ^{es} .	(Gross Tonnage. Tonnage brut.	Registered Tonnage. Tonnage enregistré.	H.P. of Engines and Mode of Propulsion. Puissance des machines en c.v. et mode de propulsion.	Owner or Managing Owner, and Address. Armateur ou propriétaire gérant, et adresse.
112,274	Alma	Montreal	1903	Sorel, Que.	54 7	12 3	6 0	43	29	3 sc.	Chas. Marcoux, Berthier, Que.
116,599	Alma	Montreal	1895	Derby, Vt., U.S.A.	29 7	8 6	3 6	6	4	1 sc.	Charles J. Lorimer, Staustead, Que.
100,369	Alma	Quebec	1891	Portneuf, Que.	36 0	10 0	5 0	12	8	20 sc.	A. LeMay, Portneuf, Que.
122,415	Alma C.	Midland	1906	Midland, Ont.	60 0	8 2	3 2	19	13	6 sc.	The Turner Lumber Co., Ltd., Toronto, Ont.
1130,475	Alma M.	Lunenburg	1907	Tancook, N.S.	43 6	10 8	6 6	16	15	3 sc.	Henry Millet, Eastern Pointe, N.S.
107,176	Almada	Port Arthur	1899	Port Arthur, Ont.	30 0	10 0	3 7	8	4	1 sc.	A. W. Nuttall, Port Arthur, Ont.
131,104	Aouette	Montreal	1912	Brookville, Ont.	30 4	6 1	2 5	3	2	1 sc.	Alphonse Decary, Montreal, Que.
116,915	Alpha	Kenora	1902	Winnipeg, Man.	30 0	6 2	2 2	2	2	1 sc.	Young Men's Christian Association, Winnipeg, Man.
122,603	Alpha	Kenora	1906	Hamilton, Ont.	23 0	6 3	3 8	2	2	3 sc.	John Alexander Johnston, Ignace, Ont.
107,924	Alpha	New Westminster		Juneau, Alaska, U.S.A.	30 0	8 5	6 0	10	7	4 sc.	Lewis McLachlan, White Horse, Y.T.
100,750	Alpha	Quebec	1898	Cheverie, N.S.	72 6	18 2	7 2	61	42	20 sc.	Cie Maritime et Commerciale du Bas St. Laurent, Lévis, Ellis Bay, Anticosti, Que.
111,495	Alpha	Quebec	1900	Lévis, Que.	47 5	12 2	4 9	20	7	12 sc.	The Minister of Marine and Fisheries, Ottawa, Ont.
122,647	Alpha	St. Andrews	1906	St. Andrews, N.B.	43 0	12 0	4 6	15	10	20 sc.	Connors Bro's Ltd., Black's Harbour, N.B.
116,602	Alphonse Racine	Montreal	1904	Sorel, Que.	79 2	18 6	10 1	121	69	42 sc.	Harbour-Commissioners, Montreal, Que

† Formerly a sailing vessel.

SESSIONAL PAPER No. 216

130,314	Alperto	Toronto	1912	Gravenhurst, Ont.	85 1	13 9	5 9	101	79	7 se	John J. Beaumont, et al., Muskoka, Ont.
116,790	Alta	Vancouver	1904	San Francisco, Cal., U.S.A.	32 0	7 7	2 8	9	6	3 se	Britannia Copper Syndicate, Ltd., Vancouver, B.C.
111,447	Alva	Ottawa	1901	Ottawa, Ont.	50 0	13 2	4 6	27	22	12 se	The Minister of Public Works, Ottawa, Ont.
126,657	Alva D.	Midland	1912	Penetanguishene, Ont.	43 4	10 2	5 6	22	15	7 se	Paul Dupuis, Penetanguishene, Ont.
116,319	Alva W.	Amherstburg	1908	Collingwood, Ont.	65 0	16 0	6 9	39	27	10 se	Bayton G. Westcott and Freeman S. Wright, J. O. Leamington, Ont.
130,960	Alvin S.	Lambertburg	1912	Tanook, N.S.	53 2	14 6	7 6	29	27	1 se	Dominion Fisheries Ltd., Halifax, N.S.
103,211	Amable du Fond.	Ottawa	1894	Amrnprior, Ont.	41 6	16 4	3 3	17	11	29 pas.	McLachlin Brothers, Ltd., Amrnprior, Ont.
59,929	Amanda	Quebec	1868	Island of Orleans, Que.	32 0	11 0	5 0	11	7	10 se	Hyacinthe Beaulieu, Lévis, Que.
121,844	Amanda	Toronto	1903	Almie Harbour, Ont.	36 0	7 5	3 2	6	4	½ se	William Stewart, Tp. of Croft, Dist. Muskoka, Ont.
126,689	Amappoth.	Montreal	1908	Hamilton, Ont.	51 2	10 9	7 6	26	18	7 se	James Wm. Duncan, Montreal, Que.
104,069	Amelia	Magdalen Islands	1894	Ays, G.B.	145 0	22 8	9 9	357	103	70 se	The Magdalen Islands Steamship Co. Ltd., Halifax, N.S.
126,565	Amelia C.	Victoria	1909	Kelowna, B. C.	33 0	8 0	3 0	4	3	1 se	John T. Campbell, Kelowna, B.C.
130,271	Amelia Mac.	Winnipeg	1910	Winnipeg, Man.	66 0	17 0	7 0	65	41	16 se	The Arctic Ice Co., Ltd., Winnipeg, Man.
100,652	America	Kingston	1895	Kingston, Ont.	153 2	33 2	6 4	521	266	260 pas.	The St. Lawrence River Steamboat Co., Ltd., Kingston, Ont.
*78, 112	Amberst.	Charlottetown	1877	Preston, G. B.	113 0	18 5	10 5	138	94	60 se	Wm. H. Batt, Charlottetown, P.E.I.
122,438	Amigo.	Sault Ste. Marie	1907	Walkerville, Ont.	41 0	10 3	3 8	17	16	5 se	Mrs. M. J. Sims, Manitowaning, Ont.
122,275	Anisk.	Winnipeg	1909	Selkirk, Man.	64 0	13 0	4 5	32	21	2 se	Beaver Lumber Co., Ltd., Winnipeg, Man.
112,121	Amphitrite	Lambertburg	1903	Mahone Bay, N.S.	111 2	25 6	10 2	149	84	24 se	Clarence A. Larder, New Ross, N.S.
98,073	Amur	Vancouver	1890	Sunderland, G. B.	216 0	28 1	17 9	907	570	150 se	Coastwise Steamship & Barge Co., Ltd., Vancouver, B.C.
111,916	Amy	Toronto	1901	Cornwall, Ont.	55 2	15 7	7 2	40	27	10 se	Randolph Macdonald, Toronto, Ont.
121,723	Any	Vancouver	1906	Vancouver, B.C.	40 5	10 4	5 0	25	17	4 se	Edward J. Maynard, Prince Rupert, B.C.
126,275	Anatine.	New Westminster	1909	New Westminster, B.C.	31 1	8 0	2 9	9	5	15 se	James B. Wilson, New Westminster, B.C.
126,808	Ananose.	Victoria	1909	Kaslo, B.C.	70 3	23 0	5 8	68	46	4 se	Eyrett Cooke, Kaslo, B.C.
112,182	Anchora	Toronto	1902	Kingston, Ont.	42 0	7 8	3 1	6	3	5 se	Robt. J. McKee, Toronto, Ont.
130,745	Andante.	Vancouver	1911	Vancouver, B.C.	31 6	9 1	4 2	10	7	1 ½ se	G. B. Ehrenborg, Vancouver, B.C.

*Formerly "Lady Glover."

ALPHABETICAL LIST of Canadian Registered Steam Vessels on Registry Books, &c.—Continued.

LISTE ALPHABÉTIQUE des vapeurs canadiens inscrits sur les registres, etc.—Suite.

Official Number. — Numéro officiel.	Name of Ship. — Nom du navire.	Port of Registry. — Port d'enregistrement.	Built — Construit en	Where built. — Lieu de construction.	Length in feet and 10ths. — Longueur en pieds et 10 ^{es} .	Breadth in feet and 10ths. — Largeur en pieds et 10 ^{es} .	Depth in feet and 10ths. — Profondeur en pieds et 10 ^{es} .	Gross Tonnage. — Tonnage brut.	Registered Tonnage. — Tonnage enregistré.	H.P. Engines and Mode of Propulsion. — Puissance des machines e.v. et mode de propulsion.	Owner or Managing Owner. — Armateur ou propriétaire gérant, and address. — et adresse.
126,331	Andover	Vancouver	1908	Kamloops, B.C.	91 3	19 9	4 0	177	111	8 pa.	Arrow Lakes Lumber Co., Ltd., Arrowhead, B.C.
117,031	Andrew J. Smith	Sault Ste. Marie	1893	Manitowoc, Wis., U.S.A.	117 0	23 6	8 6	387	209	52 sc.	North Channel Towing Co., Ltd., Cutler, Ont.
107,512	Anglian	Victoria	1898	Teslin Lake, B.C.	85 0	20 6	4 5	161	114	5 pa.	British Yukon Navigation Co., Ltd., Vancouver, B.C.
102,054	Anita	Halifax	1894	Tusket Wedge, N.S.	55 9	12 9	6 4	27	12	10 sc.	Mrs. Rosanna Neville, Halifax, N.S.
121,967	Anna M	Kingston	1906	Kingston, Ont.	28 0	5 3	2 4	2	1	1½ sc.	Geo. W. Mahood, Kingston, Ont.
196,877	Anna Siemon	Owen Sound	1888 1901	Port Franks, Ont. Owen Sound " " " " }	41 0	10 0	4 0	19	13	10 sc.	John E. Woolerich, Owen Sound, Ont.
128,790	Annacis	New Westminster	1910	New Westminster, B.C.	63 4	17 5	6 9	56	31	16 sc.	Joseph Wm. Pike, New Westminster, B.C.
92,345	Anne Marie	Quebec	1886	Leake St. Joseph, Que.	37 8	9 6	3 4	8	6	15 sc.	D. Gillies, Carleton Place, Ont.
116,288	Annie	Digby	1886	Camden, Me., U.S.A.	36 0	9 5	4 0	7	4	1 sc.	Sanford J. Dakin, Beaver Harbour N.B.
100,222	Annie	Halifax	1892	Dartmouth, N.S.	56 6	14 0	6 8	42	29	50 sc.	Peter JUDGE, et al., Halifax, N.S.
103,431	Annie	Ottawa	1886	Carleton Place, Ont.	25 4	6 4	2 0	1	1	2 sc.	E. A. Dunlop and J. Dunlop, jr., Pembroke, Ont.
122,503	Annie	Vancouver	1907	Vancouver, B.C.	46 4	12 9	6 4	38	26	9 sc.	Mrs. Rebecca M. Nickson, Vancouver, B.C.
107,747	Annie Barrett	Sorel	1901	Kingston, Ont.	58 4	13 8	7 6	42	18	50 sc.	Antoine St. Pierre, Three Rivers, Que.
130,695	Annie Boss	Vancouver	1910	Vancouver, B.C.	30 6	7 2	4 0	6	4	½ sc.	Henry Curtis and Robert Ashcroft, Vancouver, B.C.

† Formerly "Daisy."

SESSIONAL PAPER No. 21b

Year	Name	Home Port	Year	Tonnage	Length	Breadth	Depth	Speed	Engine	Agent
1889	Annie C.	Montreal	1889	37 5	8 0	3 2	6	1 sc	N. A. Beach, Georgeville, Que.	
1894	Annie C. Hill	Toronto	1894	36 0	8 6	3 6	9	1 sc	John Forsythe, Barris, Ont.	
1879	Annie Craig	Port Dover	1879	78 0	16 6	5 3	48	30 sc	Eugene O'Keefe, Toronto, Ont.	
1880	Annie Currier	St. John, N.B.	1880	42 4	8 8	3 7	7	2 sc	John W. Currier, Chremocto, N.B.	
1907	Annie F.	Vancouver	1907	30 8	9 0	3 3	8	1 1/2 sc	LePage Liquid Fish, Glac, Oil & Fertilizer Co., Ltd., Vancouver, B.C.	
1894	Annie Lake	Belleville	1894	64 1	9 8	3 5	13	12 sc	J. C. Lake, Belleville, Ont.	
1890	Annie Laurie	Ottawa	1890	36 5	8 3	3 0	3	4 sc	T. Reynolds and H. Dreany, North Bay, Ont.	
1900	Annie M.	Collingwood	1900	56 0	12 0	6 3	22	2 sc	Mrs. M. A. Clark, Collingwood, Ont.	
1897	Annie Mc.	Port Arthur	1897	33 0	7 8	2 4	11	5 sc	Thomas MacLeod, Port Arthur, Ont.	
1865	Annie Moiles	Sarnia	1865	81 0	17 0	7 7	49	75 sc	The Blind River Towing Co., Ltd., Sarnia, Ont.	
1912	Anoka	Kenora	1912	65 5	16 2	6 0	41	3 sc	Keeewatin Lumber Co., Ltd., Kenora, Ont.	
1903	Antiope	Kingston	1903	32 3	6 2	2 6	3	2 1/2 sc	Albert W. Winnett, Kingston, Ont.	
1887	Antelope	Montreal	1887	82 4	18 4	7 2	57	13 sc	Dickson Anderson, Montreal, Que.	
1889	Antelope	Ottawa	1889	60 5	11 5	4 8	11	6 sc	J. D. Beaton and J. R. Loney, J. O., Ottawa, Ont.	
1909	Anthomis	Montreal	1909	86 5	17 8	6 7	50	16 sc	The Monphenagog Navigation Co., Montreal, Que.	
1894	Antic	Vancouver	1894	30 8	7 0	3 0	3	1 sc	R. H. Gardner, Vancouver, B.C.	
1891	Anticosti	Halifax	1891	54 0	13 6	5 6	16	9 sc	Mrs. Rosanna Neville, Halifax, N.S.	
1907	Anticosti II	Liverpool	1907	59 4	13 5	5 8	21	8 sc	Mrs. Rosanna Neville, Halifax, N.S.	
1907	Apbia	Montreal	1907	45 1	9 8	3 9	7	4 sc	Robert Lucas, Lachine, Que.	
1901	Apulo	Vancouver	1901	127 4	20 0	11 3	101	37 sc	B. T. Rogers, Vancouver, B.C.	
1892	Arabian	Hamilton	1892	178 6	31 0	13 6	770	400 sc	Frank Plummer, Toronto, Ont.	
1887	Arbutus	Owen Sound	1887	63 0	14 8	7 0	31	4 sc	Oswald Marin, Port Arthur, Ont.	
1884	Arcadia	Pictou, N.S.	1884	68 0	16 7	6 4	42	30 sc	Fred. Magee, Ltd., Port Elgin, N.B.	
1897	Archer	Victoria	1897	49 5	13 0	4 0	10	3 sc	The Fred. Robinson Lumber Co., Ltd., Revelstoke, B.C.	
1904	Archibald	Kenora	1904	46 0	10 0	5 5	11	2 sc	W. R. Isherwood and Sidney Dyer, J. O. Fort Francis, Ont.	

ALPHABETICAL LIST of Canadian Registered Steam Vessels on Registry Books, &c.—Continued.

LISTE ALPHABÉTIQUE des vapeurs canadiens inscrits sur les registres, etc.—Suite.

Official Number. Numéro officiel.	Name of Ship. Nom du navire.	Port of Registry. Port d'enregistrement.	Built Construit en	Where Built. Lieu de construction.	Length in feet and 10ths. Longueur en pieds et 10es.	Breadth in feet and 10ths. Largeur en pieds et 10es.	Depth in feet and 10ths. Profondeur en pieds et 10es.	Gross Tonnage. Tonnage brut.	Registered Tonnage. Tonnage enregistré.	H.P. of Engines and Mode of Propulsion. Puissance des machines en c.v. et mode de propulsion.	Owner or Managing Owner, and Address. Armateur ou propriétaire gerant, et adresse.
122,512	Archie	Vancouver	1907	Vancouver, B.C.	36 0	10 3	3 6	17	11	2½ sc.	Samuel D. Craig, Vancouver, B.C.
107,823	Archie	Victoria	1900	Victoria, B.C.	27 0	7 4	3 8	4	3	3 sc.	Thomas F. Wood, Victoria, B.C.
96,718	Archie Stewart	Ottawa	1890	Ottawa, Ont.	81 5	18 8	7 3	80	50	75 sc.	The Minister of Public Works, Ottawa, Ont.
*116,982	Arctic	Ottawa	1901	Kiel, Germany.	165 4	37 2	20 2	762	518	44 sc.	The Minister of Marine and Fisheries, Ottawa, Ont.
94,930	Arctic	Pictou, Ont.	1893	Grindstone Island, N.Y., U.S.A.	96 3	19 3	7 0	101	83	5 sc.	The Rathbun Co., Deseronto, Ont.
118,108	Ardeola	Montreal	1904	Dundee, G.B.	260 0	34 2	15 7	1,414	765	158 sc.	Ardeola Steamship Co., Ltd., Liverpool, G.B.
107,825	Argenta	Victoria	1900	Kaslo, B.C.	92 2	20 3	4 2	206	130	4 pa.	A. H. MacNeill, Rossland, B.C.
116,953	Argo	Sarnia	1906	Wallaceburg, Ont.	50 4	11 6	4 8	20	13	2 sc.	David Foster, Port Coldwell, Ont.
185,489	Argus	Halifax	1884	Lockeport, N.S.	55 0	13 0	6 1	27	19	13 sc.	The Stewart Fish Co., Ltd., St. Peters N.S.
107,220	Argyle	Kanora	1900	Kewatin, Ont.	79 0	16 4	5 5	97	65	11 sc.	James Fraser and R. S. Fraser, J. O. Kewatin, Ont.
96,850	Argyle	Sarnia	1891	Buffalo, N.Y., U.S.A.	68 0	15 3	7 0	41	28	30 sc.	General Construction & Dredging Co., Ltd., Toronto, Ont.
116,464	Ariadne	Vancouver	1903	Vancouver, B.C.	34 9	8 7	3 9	14	9	3 sc.	James W. Hall, Vancouver, B.C.
85,708	Ariadne	Wallaceburg	1885	Wallaceburg, Ont.	63 0	13 6	5 2	38	26	7 sc.	Asa Ribble, Dresden, Ont.
103,234	Ariel	Montreal	1890	Lachine, Que.	56 5	8 2	2 8	11	7	2 sc.	B. J. Kaine, Quebec, Que.

* Foreign name "Gauss." † Formerly "Mabel Freeman."

SESSIONAL PAPER No. 21b

111,570	Ariel	Toronto	1900	Harrison, N.J., U.S.A.	25 0	6 2	2 8	3	2	5	John H. Mason, Toronto, Ont.
121,673	Ariel	Vancouver	1905	Vancouver, B.C.	40 0	8 2	3 6	12	8	2	Robert J. Cronie, Vancouver, B.C.
74,388	Armenia	Kingston	1873	Chatham, Ont.	176 2	25 0	11 5	467	318	150	Adolf Jaener, Montreal, Que.
122,537	Arnoco	Vancouver	1907	Vancouver, B.C.	56 5	14 5	7 2	46	32	10½	Armstrong, Morrison & Co., Ltd., Vancouver, B.C.
121,850	Arnour	Toronto	1906	Bark's Falls, Ont.	87 5	17 5	6 2	191	115	16	A. A. Agar, Bark's Falls, Ont.
126,280	Arona	New Westminster	1909	Steveston, B.C.	26 7	6 4	2 4	2	2	1	William R. Jaynes, New Westminster, B.C.
†122,352	Arrah Wanna	Kingston	1880	Panama, N.J., U.S.A.	51 8	9 4	2 7	20	16	1	Peter Cavanaugh, Perth, Ont.
131,027	Arvanore	Vancouver	1912	Vancouver, B.C.	36 7	10 2	4 9	14	9	1	John Emerson, Vancouver, B.C.
74,088	Arrow	Halifax	1876	Halifax, N.S.	42 5	9 4	5 0	10	8	10	Isidore Macdonald, Halifax, N.S.
122,602	Arrow	Kenora	1907	Kenora, Ont.	21 0	6 0	3 0	3	2	½	J. W. Stone Boat Manufacturing Co., Ltd., Kenora, Ont.
116,832	Arrow	Kingston	1901	Kingston, Ont.	35 1	7 2	2 8	4	3	1	The Minister of the Naval Service, Ottawa, Ont.
100,389	Arrow	New Westminster	1893	Royalston, B.C.	36 6	9 4	3 1	5	3	2	C. W. Vanderberg, Nakusp, B.C.
122,160	Arrow	Vancouver	1906	Vancouver, B.C.	15 5	5 0	2 0	1	1	½	William H. Archer, Vancouver, B.C.
112,671	Arthonise	Peterborough	1902	Peterborough, Ont.	34 0	7 8	2 9	11	9	7	Frederick J. Squires, Havelock, Ont.
163,582	Arthur	Chatham, N.B.	1895	Chatham, N.B.	40 0	8 3	4 8	5	3	3	J. P. M. Raddock, Chatham, N.B.
163,698	Arthur	Montreal	1890	Sorel, Que.	90 3	19 4	4 8	78	36	17	Touville Lumber Mills Co., Montreal, Que.
163,367	Arthur	Quebec	1895	Roberval, Que.	43 5	10 6	3 8	15	12	6	Joseph Levesque, Roberval, Que.
*100,282	Arthur C.	Lindsay	1891	Lakefield, Ont.	76 0	18 0	6 0	105	71	50	Kawartha Lake Navigation Co., Ltd., Lindsay, Ont.
4107,881	Arthur Hannah	Toronto	1899	Port Rowan, Ont.	47 5	16 0	4 6	22	21	1	George Hare and Caleb Hopkins, Port Credit, Ont.
126,905	Arthur W.	Halifax	1910	Dartmouth, N.S.	60 4	17 0	7 9	36	33	2	The Minister of Customs, Ottawa, Ont.
160,667	Aryan	Kingston	1895	Kingston, Ont.	30 4	6 1	2 5	2	2	10	M. R. Davis, Kingston, Ont.
122,155	Asake	Vancouver	1906	Vancouver, B.C.	32 4	10 3	4 0	12	8	1	Takido Nakama, Vancouver, B.C., and Kikaro Asari, Eburne, B.C.
126,623	Asakimaru	Vancouver	1907	Vancouver, B.C.	37 5	9 4	2 9	9	6	3	Northern Cannery Co., Ltd., Vancouver, B.C.
126,737	Asaph K.	Lancenburg	1911	Little Tancook, N.S.	43 6	10 8	6 6	15	14	1	Albert Fleet, Blainford, N.S.
126,324	Asawalgit	Vancouver	1908	Port Simpson, B.C.	32 1	9 2	3 3	16	11	1	W. H. Miller, Prince Rupert, B. C.

† Formerly "Genl. Wm. B. Franklin." * Formerly "Alexandra" and "Sunbeam." ‡ Formerly a sailing vessel.

ALPHABETICAL List of Canadian Registered Steam Vessels on Registry Books, &c.—Continued.

LISTE ALPHABÉTIQUE des vapeurs canadiens inscrits sur les registres, etc.—Suite.

Official Number. Numéro officiel.	Name of Ship. Nom du navire.	Port of Registry. Port d'enregistrement.	Built Construit en	Where built. Lieu de construction.	Length in feet and 10ths. Longueur en pieds et 10 ^{es} .	Breadth in feet and 10ths. Largeur en pieds et 10 ^{es} .	Depth in feet and 10ths. Profondeur en pieds et 10 ^{es} .	Gross Tonnage. Tonnage enregistré.	Registered Tonnage. Tonnage enregistré.	H.P. of Engines and Mode of Propulsion. Puissance des machines en c. v. et mode de propulsion.	Owner or Managing Owner, and Address. Armateur ou propriétaire gérant, et adresse.
122,588	Aspy	Yarmouth	1910	Shelburne, N.S.	113 0	25 0	8 6	215	99	42 sc.	The North Shore Steamship Co., Ltd., Sydney N.S.
125,984	Assiniboia	Montreal	1907	Govan, G.B.	336 5	43 8	23 6	3,880	2,486	298 sc.	Canadian Pacific Railway Co., Montreal, Que.
131,163	Associate	Lunenburg	1912	Liverpool, N.S.	107 6	26 0	10 8	135	90	3 sc.	Joshua Backman, M.O., Riverport, N.S.
85,764	Athabaska	Montreal	1883 1910	Kelvinbaugh, G.B. Collingwood, Ont.	298 8	38 2	23 3	2,784	2,349	204 sc.	Canadian Pacific Railway Co., Montreal, Que.
116,944	Athens	Kenora	1904	Kenora, Ont.	33 0	7 0	3 2	4	3	2 sc.	James H. Ashdown, Winnipeg, Man.
†131,053	Anikokan	Port Arthur	1895	West Superior, Wis., U.S.A.	362 0	38 8	18 0	2,004	1,292	144 sc.	The Canadian North West S.S. Co., Ltd., Port Arthur, Ont.
126,612	Atlanta	Prince Rupert	1909	Hartley Bay, B.C.	31 5	8 0	3 3	9	6	1 sc.	Charles A. G. Robinson, Hartley Bay, B.C.
122,143	Atlantic	Lunenburg	1906	Shelburne, N.S.	92 0	18 0	8 0	98	67	16 sc.	Mrs. Kosama Neville, Halifax, N.S.
92,743	Aulas	Sackville	1890	Port Elgin, N.B.	46 0	12 4	4 8	16	11	30 sc.	Prescott Lumber Co., New Mills, N.B.
121,731	Atlatoo	Vancouver	1906	Vancouver, B.C.	36 1	9 0	4 5	17	12	3 sc.	John F. Deeks, Vancouver, B.C.
116,924	Atomic	Victoria	1886	Birmingham, G.B.	28 0	7 7	3 0	3	2	1 sc.	Victoria Chemical Co., Ltd., Victoria, B.C.
122,411	Audrey C.	Midland	1907	Midland, Ont.	71 8	16 0	8 1	87	59	16 sc.	Manley Chew, Midland, Ont.
66,063	Aurelia	Montreal	1869 1903	Buffalo, N.Y., U.S.A. Montreal, Que.	56 4	14 2	7 8	34	23	9 sc.	Robert Weddell, Trenton, Ont.

† Foreign name "John B. Trevor."

SESSIONAL PAPER No. 21b

121,860	Aurora	Lunenburg	1906	Lunenburg, N.S.	35.2	10.8	5.0	10	10	4 sc.	John T. Stewart, M.O., West Point, P.E.I.
107,525	Australian	Victoria	1899	Lake Bennett, B.C.	115.0	24.8	4.0	422	308	7 pa.	British Yukon Navigation Co., Ltd., Vancouver, B.C.
121,969	Auto Go	Kingston	1906	Kingston, Ont.	22.8	4.1	1.8	1	1	2 sc.	John H. Davis, Kingston, Ont.
103,156	Autolycus	Vancouver	1895	Vancouver, B.C.	53.1	10.0	5.5	25	17	9 sc.	Jas. A. McNair, Vancouver, B.C.
94,724	Avon	Halifax	1888	Hantsport, N.S.	78.5	15.6	10.0	65	41	5 sc.	Peninsula S.S. Co., Ltd., Halifax, N.S.
122,347	Avahwanna 2nd.	Toronto	1908	Gravenhurst, Ont.	41.0	12.3	4.5	50	41	1 sc.	Fredorick Mills, Beaumaris, P. O., Muskoka, Ont.
121,736	Aganora	Vancouver	1906	Vancouver, B.C.	30.8	6.5	2.3	3	2	2 sc.	Vancouver Lumber Co., Ltd., Vancouver, B.C.
122,279	Albion	Winnipeg	1908	Hamilton, Ont.	50.0	9.5	4.0	12	8	1 sc.	Norman K. Laxton, Banff, Alberta.
126,359	Ayuda	Montreal	1908	St. Joseph, Mich., U.S.A.	38.9	9.3	6.3	10	7	2 sc.	William Outlibert, Montreal, Que.
*126,881	B. B.	Vancouver	1906	Tacoma, Wash., U.S.A.	49.0	12.0	4.2	25	17	2 sc.	Albert E. Brown, Vancouver, B.C.
130,773	B. C. L.	Sault Ste. Marie	1911	Michipicoten, Ont.	41.0	12.0	5.2	18	9	2 sc.	H. F. Huxtable, Michipicoten, Ont.
126,082	B. C. P.	Vancouver	1908	Vancouver, B. C.	80.5	18.0	7.8	121	83	22 sc.	The Packers Steamship Co., Ltd., Vancouver, B. C.
126,516	B. X.	Victoria	1910	Soda Creek, B.C.	127.5	28.0	5.1	513	323	27 pa.	British Columbia Express Co., Ashcroft, B.C.
133,708	B. and K.	Vancouver, B. C.	1912	Vancouver, B. C.	30.2	9.3	3.1	10	7	1 sc.	Mrs. Katha M. Wilson, Vancouver, B. C.
130,883	B. C. Express	Victoria	1912	Soda Creek, B.C.	121.3	27.9	4.8	449	283	9 pa.	British Columbia Express Co., Ashcroft, B.C.
131,052	B. C. Roy	Vancouver	1912	Port Guelchon, B.C.	62.0	17.5	7.2	61	42	16 sc.	Vanzio Martinech and Bongiorno Nicolich, Port Guelchon, B.C.
107,597	B. M. Fraser	Owen Sound	1900	Owen Sound, Ont.	69.0	17.0	7.8	50	31	10 sc.	John Ganley, Sault Ste. Marie, Ont.
†126,274	B. White	New Westminster	1908	Ballard, Wash., U.S.A.	42.9	8.9	2.7	14	10	2 sc.	Herbert Rushion, New Westminster, B.C.
126,806	B. & M. LeBlanc	Yarmouth	1910	Tusket Wedge, N.S.	51.0	14.6	7.0	33	12	8 sc.	Henry A. LeBlanc, M. O., Tusket Wedge, N.S.
107,715	Barley	Vancouver	1899	Lake Bennett, B.C.	110.0	21.7	5.0	193	132	5 pa.	British Yukon Navigation Co., Ltd., Vancouver, B.C.
100,396	Balizo	Windsor, Ont.	1863	Cleveland, O., U.S.A.	132.0	29.0	12.0	247	168	18 sc.	John Charlton, Lyndoch, Ont.
107,299	Balmoral	Winnipeg	1899	Kenora, Ont.	53.5	10.0	3.6	37	23	2 sc.	L. Belbeuille, Kenora, Ont.
111,931	Bancroft	Lindsay	1903	Lindsay, Ont.	37.5	8.5	3.0	10	7	7 pa.	R. C. Carter, M.O., Deseronto, Ont.
111,339	Baptiste	Lindsay	1902	Lindsay, Ont.	37.4	6.7	3.0	8	5	6 pa.	R. C. Carter, M.O., Deseronto, Ont.

* Foreign name "Success." † Foreign name "Lillian."

ALPHABETICAL LIST of Canadian Registered Steam Vessels on Registry Books, &c.—Continued.

LISTE ALPHABÉTIQUE des vapeurs canadiens inscrits sur les registres, etc.—Suite.

Official Number. Numéro officiel.	Name of Ship. Nom du navire.	Port of Registry. Port d'inscription.	Built Construit en	Where Built Lieu de construction.	Length in feet and inches. Longueur en pieds et toises.	Breadth in feet and inches. Largeur en pieds et toises.	Depth in feet and inches. Profondeur en pieds et toises.	Gross Tonnage. Tonnage brut.	Registered Tonnage. Tonnage enregistré.	H.P. of Engines and Mode of Propulsion. Puissance des machines en c. v. et mode de propulsion.	Owner or Managing Owner, and Address. Armateur ou propriétaire géant, et adresse.
\$ 85,316	Baramba	Vancouver	1882	Victoria, B.C.	177 0	33 6	8 5	1,012	847	250 pa.	The Terminal Steam Navigation Co., Ltd., Vancouver, B.C.
111,825	Barbara	Vancouver	1901	Vancouver, B.C.	32 0	11 7	4 8	15	10	3 sc.	Geo. C. McDonald, Vancouver, B.C.
131,005	Barbara K.	St. John, N.B.	1908	Wilson's Beach, N.B.	28 2	8 0	5 3	8	5	3 sc.	James K. Kelley, St. John, N.B.
122,373	Barnet	Vancouver	1907	Barnet, B.C.	36 8	8 7	4 5	12	8	2 sc.	Gilbert A. Ward and Albert E. Burnett, Barnet, B.C.
124,263	Earldett	Montreal	1908	Grangemouth, G.B.	124 9	25 1	13 3	328	41	98 sc.	Montreal Transportation Co., Ltd., Montreal, Que.
103,634	Baskatong	Ottawa	1895	Baskatong, Que.	36 5	16 0	3 4	13	8	20 pa.	John Gilmour, Ottawa, Ont.
†126,867	Bawatung	Sault Ste. Marie	1875	Detroit, Mich., U.S.A.	110 0	29 0	11 4	246	167	28 sc.	The International Transit Co., Sault Ste. Marie, Ont.
*96,046	Bayfield	Ottawa	1889	Meadowside, G.B.	140 0	24 1	11 3	276	86	160 sc.	Minister of the Naval Service Ottawa, Ont.
121,867	Bear River	Digby	1905	Shelburne, N.S.	90 0	20 0	8 4	104	71	16 sc.	John E. Woodworth, Bear River, N.S.
122,497	Beat the Wind	Chatham, N.B.	1908	Bay du Vin, N.B.	37 0	10 8	4 9	12	10	3 sc.	Thomas B. Williston, Bay du Vin, N.B.
95,350	Beatrice	Pictou, N.S.	1889	Stockton on Tees, G.B.	208 0	29 1	13 4	712	353	89 sc.	John Yorston and James Yorston, Pictou, N.S.
100,865	Beatrice	Quebec	1893	Three Rivers, Que.	64 5	13 9	5 2	40	27	12 pa.	A. Baptiste, Three Rivers, Que.
107,949	Beatrice	St. Catharines	1900	Dunnville, Ont.	35 8	6 6	5 0	7	5	5 sc.	Daniel Dashwood, Dunnville, Ont.
122,374	Beatrice	Vancouver	1907	Vancouver, B.C.	44 8	11 8	5 6	26	18	5 sc.	Henry O. Bell-Irving, Vancouver, B.C.

\$ Formerly "R. P. Rithet." †Foreign name "Fortune." * Formerly "Lord Stanley."

SESSIONAL PAPER No. 21b

Year	Name	Home Port	Tonnage	Length	Breadth	Depth	Speed	Engine	Agent
1891	Victoria	Vancouver, B.C.	64.5	19.6	8.0	7.7	37	22 hp.	John J. Goodwin, Victoria, B.C.
1902	Port Arthur	Collingwood, Ont.	60.0	12.0	6.3	36	25	4 hp.	John Bowman, Rosport, Ont.
1815	Ottawa	Montreal, Que.	130.5	18.3	7.1	167	87	20 hp.	Calisto Grayon, Montreal, Que.
1907	Midland	Kirkintilloch, G.B.	69.0	16.6	8.5	58	60	60 hp.	John Stewart and Walter Fulton, Glasgow, G.B.
1868	Montreal	Montreal, Que.	292.0	33.3	9.2	2,068	1,070	1,070 hp.	The Richelieu & Ontario Nav. Co. Montreal, Que.
1892	Belleville	Belleville, Ont.	61.3	15.3	7.3	41	24	40 hp.	The Harbour Commissioners of Montreal, Montreal, Que.
1897	Lindsay	Lindsay, Ont.	78.0	11.5	4.5	92	58	7 hp.	John Carew, Lindsay, Ont.
1901	Ottawa	Kingston, Ont.	36.0	9.0	3.0	2	2	3 hp.	The O'Connor Steamboat & Hotel Co., Ltd., Toronto, Ont.
1907	Ottawa	Simcoe, Ont.	49.6	18.3	3.3	31	14	2 hp.	The Upper Ottawa Improvement Co., Ltd., Ottawa, Ont.
1883	Peterboro	Gore's Landings, Ont.	78.4	13.1	4.9	34	23	3 hp.	The Peterboro' Fuel & Cartage Co., Ltd., Peterboro', Ont.
1908	Toronto	Midland, Ont.	54.0	11.0	5.2	29	12	8 hp.	The Win. Carr Sons Co., Ltd., Newmarket, Ont.
1892	Vancouver	New Westminster, B.C.	26.0	6.8	3.0	3	2	6 hp.	London & Pacific Gold Fields Co., Ltd., London, Eng.
1905	Vancouver	Vancouver, B.C.	46.5	11.0	4.5	20	11	4 hp.	A. M. Edwards, Vancouver, B.C.
1892	Victoria	Ballard, Wash., U.S.A.	51.4	13.7	5.7	38	26	16 hp.	The Pullman Lumber Co., Ltd., Victoria, B.C.
1898	Victoria	Victoria, B.C.	140.0	28.6	5.1	545	341	13 hp.	Canadian Pacific Railway Co., Montreal, Que.
1897	Windsor, N.S.	Canning, N.S.	80.0	21.0	7.4	85	43	8 hp.	The Gloucester Navigation Co., Ltd., Caraquet, N.B.
1908	Liverpool	Liverpool, N.S.	62.6	11.9	7.4	50	34	13 hp.	Henry A. Rhynard, et al., Pictou, N.S.
1900	Cross Point, Que.	Cross Point, Que.	52.6	22.1	5.0	43	29	5 hp.	J. L. Macdonald, Cross Point, Que.
1888	Victoria, B.C.	Victoria, B.C.	31.5	8.1	3.8	8	6	1 hp.	John Clayton, Bella Bella, B.C.
1910	St. Catharines	Dunville, Ont.	59.2	22.0	3.2	57	18	24 hp.	Charles Ross, Port Maitland, Ont.
1902	Kingston, Ont.	Kingston, Ont.	46.5	8.0	3.1	8	6	5 hp.	John H. Wilmore, Beaumaris, Ont.
1903	Ottawa	Carleton Place, Ont.	29.0	6.6	3.0	3	3	6 hp.	Almer Nichols, Carleton Place, Ont.
1896	Port Burwell, Ont.	Port Burwell, Ont.	41.0	11.5	5.0	16	8	6 hp.	G. A. Brown, Port Burwell, Ont.
1883 (1904)	Quebec, Que.	Quebec, Que.	77.4	17.9	8.0	82	41	34 hp.	John S. Thom, Quebec, Que.

* Formerly a barge. † Formerly "Richelieu." ** Formerly "Montreal."

ALPHABETICAL LIST of Canadian Registered Steam Vessels on Registry Books, &c.—Continued.

LISTE ALPHABÉTIQUE des vapeurs canadiens inscrits sur les registres, etc.—Suite.

Official Number. — Numéro officiel.	Name of Ship. — Nom du navire.	Port of Registry. — Port d'inscription.	Built — Construit en	Where Built. — Lieu de construction.	Length in feet and 10ths. — Longueur en pieds et 10es.	Breadth in feet and 10ths. — Largeur en pieds et 10es.	Depth in feet and 10ths. — Profondeur en pieds et 10es.	Gross Tonnage. — Tonnage brut.	Registered Tonnage. — Tonnage enregistré.	H. P. of Engines and Mode of Propulsion. — Puissance des machines en c. v. et mode de propulsion.	Owner or Managing Owner, — and Address. — Armateur ou propriétaire gérant, — et adresse.
117,013	Belle.....	Vancouver.....	1905	Vancouver, B.C.....	84 5	18 7	8 0	91	64	16 sc...	British Columbia Mills, Timber & Trading Co., Vancouver, B.C.
121,752	Belle.....	Vancouver.....	1906	Vancouver, B.C.....	31 6	5 3	3 2	11	7	3 sc...	C. A. McKinnon and W. T. Norton, Vancouver, B.C.
100,624	Belle (The).....	Port Dover.....	1899	Port Dover, Ont.....	66 5	13 1	6 5	31	18	13 sc...	Alexander Kennedy, Meaford, Ont.
90,817	Belle Amelia.....	Port Hope.....	1883	Cobourg, Ont.....	39 0	8 0	3 2	1	3	8 sc...	G. W. Deuch, Trenton, Ont.
103,237	Belle Drummond.....	Montreal.....	1891	Montreal, Que.....	56 0	12 0	5 4	30	20	3 sc...	Mrs. Arabella D. Drummond, Radnor Forges, Que.
122,017	Belle of Temagami.....	Ottawa.....	1906	Temagami, Ont.....	100 0	22 6	6 2	169	192	16 sc...	The Occomber Steamboat & Hotel Co., Ltd., Toronto, Ont.
111,576	Bellotta.....	Toronto.....	1901	St. Joseph, Mich., U.S.A.....	21 0	5 0	2 0	2	1	1 sc...	Alfred G. Peasey, Toronto, Ont.
** 122,070	Belleville.....	Montreal.....	1865	Montreal, Que.....	290 8	28 0	11 0	1,233	607	58 pa...	Richelieu & Ontario Navigation Co., Montreal, Que.
126,262	Bellwood.....	Toronto.....	1908	Bellwood's Siding, Ont.....	44 0	11 6	5 8	23	13	1 sc...	Charles Mickle, Gravenhurst, Ont.
116,730	Ben Hur.....	St. John, N.B.....	1903	St. John, N.B.....	44 8	8 3	3 5	14	9	1½ sc...	John Galbraith and R. J. Sullivan, St. John, N.B.
111,532	Bermuda.....	Vancouver.....	1900	Vancouver, B.C.....	77 4	17 9	7 0	72	49	16 sc...	A. R. Bissett, et al., Vancouver, B.C.
131,061	Bernice.....	Lanenburg.....	1912	Tancook, N.S.....	40 2	9 8	5 0	11	10	½ sc...	James Langille, M.O., Tancook, N.S.
111,806	Berry.....	Sault Ste. Marie.....	1902	Providence Bay, Ont.....	62 0	15 0	7 6	57	27	— sc...	Sylvester Berry, Providence Bay, Ont.
96,513	Bertha.....	Kingston.....	1891	Kingston, Ont.....	51 4	10 0	3 4	18	12	10 sc...	J. F. Montgomery, Parry Sound, Ont.

** Formerly 'Spartan.'

SESSIONAL PAPER No. 21b

112,014	Bertha	Port Arthur	1901	Rosport, Ont.	35 0	10 0	3 0	11	7	1 sc	Frank Dompier, Rosport, Ont.
111,828	Bertha	Vancouver	1901	Vancouver, B.C.	35 0	10 2	4 5	11	8	1 sc	A. E. White, New Westminster, B.C.
136,958	Bertha D.	Victoria	1910	Namu, B.C.	51 0	10 2	3 9	19	13	6 sc	Robert Draney, Namu, B.C.
71,229	Bertha Endross	Sault Ste. Marie	1876	Two Rivers, Wis., U.S.A.	42 0	11 0	5 0	32	24	—sc	H. A. Duncan, Sault Ste. Marie, Ont.
90,578	Bortha May	Toronto	1886	Gravenhurst, Ont.	43 5	11 0	4 5	20	14	3 sc	Harper Walker, Walker's Point, Muskoka, Ont.
	Borther	Montreal	1870	Sorel, Que.	184 2	28 1	8 6	934	439	43 pa.	The Richardson & Ontario Nav. Co., Montreal, Que.
71,079	Bortie E.	Amherstburg	1891	Wyandotte, Mich., U.S.A.	29 0	7 0	4 0	8	5	12 sc	F. S. Wright, Leamington, Ont.
107,391	Beryl Essie	Sackville	1898	Tidnish, N.S.	42 2	14 0	6 1	24	17	20 sc	G. A. Chappell, Tidnish Bridge, N.S.
92,401	Bessie	Chatham, N.B.	1886	Newcastle, N.B.	35 0	7 5	4 0	5	4	8 sc	Timothy W. Crocker, Newcastle, N.B.
111,589	Bessie	Peterborough	1901	Racine, Wis., U.S.A.	48 3	4 3	2 3	1	1	3 sc	James R. Dodsworth, Lakefield, Ont.
100,697	Bessie	Pictou, N.S.	1896	Pictou, N.S.	35 4	8 2	4 0	10	6	6 sc	Newcomb N. Bentley, Wolfville, N.S.
116,982	Bessie B.	Kenora	1904	Tp. of Spton, Ont.	60 0	13 0	5 0	53	36	2 sc	Jos. E. Fardreau, Rainy River, Ont.
122,561	Bessie Bugler	Peterboro.	1907	Peterboro, Ont.	78 0	17 6	7 5	77	52	20 sc	The Minister of Railways and Canals, Ottawa, Ont.
121,272	Bessie Dollar	Victoria	1905	Port Glasgow, G.B.	369 7	50 0	26 7	4,329	2,798	24 sc	Dollar Steamship Lines, Ltd., Victoria, B.C.
122,348	Bessie F.	Toronto	1907	Gravenhurst, Ont.	26 0	6 1	2 5	3	2	3 sc	Herbert Ditchburn, Gravenhurst, Ont.
117,087	Bessie M.	Collingwood	1907	Collingwood, Ont.	69 6	15 0	6 5	44	30	13 1/2 sc	James P. McDonald, Blind River, Ont.
122,634	Beta	Kenora	1906	Hamilton, Ont.	23 0	6 3	3 8	2	2	1 sc	John A. Johnston, Ignace, Ont.
121,746	Beth	Vancouver	1905	Vancouver, B.C.	25 0	6 0	2 7	2	2	1/2 sc	Robert P. McLeman, Vancouver, B.C.
*121,939	Bethalma	Port Stanley	1899	Wilmington, Del., U.S.A.	110 3	16 4	10 2	113	52	30 sc	James C. Duffield and Charles S. Hyman, J. O. London, Ont.
130,726	Bethlah W.	Lambton	1905	Tancook, N.S.	40 3	10 2	5 2	12	11	3 sc	Charles Wilson, et al., Tancook, N.S.
*121,784	Bickerdike	Ottawa	1873	Ruffalo, N.Y., U.S.A.	233 0	34 5	14 2	1,545	864	124 sc	The Montreal & Great Lakes Steamships Co., Ltd., Ottawa, Ont.
126,435	Bicgyl	Vancouver	1907	Vancouver, B.C.	26 0	7 5	3 6	7	5	1 sc	Mrs. Cecelia Duffy, Ebanne, B.C.
73,634	Bienvenu	Quebec	1875	Pointe-aux Trembles, Que.	144 0	25 0	8 0	648	373	50 pa.	Zéphirin Arpin, Lamoraie, Que.
103,851	Bijou	Halifax	1895	Pictou, N.S.	25 0	5 5	2 3	2	1	3 sc	Col. H. B. Kingscote, Halifax, N.S.
116,833	Bill	Kingston	1900	Gananoque, Ont.	21 6	6 2	2 0	2	1	1/2 sc	Manley Cross, Gananoque, Ont.

* Foreign name 'Surprise.' † Formerly 'Arabia.'

ALPHABETICAL LIST of Canadian Registered Steam Vessels on Registry Books, etc.—Continued.

LISTE ALPHABÉTIQUE des vapeurs canadiens inscrits sur les registres, etc.—Suite.

Official Number. Numero officiel.	Name of Ship. Nom du navire.	Port of Registry. Port d'enregistrement.	Built Construit en	Where Built. Lieu de construction.	Length in feet and 10ths. Longueur en pieds et 10es.	Breadth in feet and 10ths. Largeur en pieds et 10es.	Depth in feet and 10ths. Profondeur en pieds et 10es.	Gross Tonnage. Tonnage brut.	Registered Tonnage. Tonnage enregistré.	H.P. of Engine and Mode of Propulsion. Puissance des machines en c.v. et mode de propulsion.	Owner or Managing Owner, and Address. Armateur ou propriétaire gérant, et adresse.
126,544	<i>Bilbica</i>	Vancouver	1909	Vancouver, B.C.	29 2	8 1	4 9	9	6	2 sc.	James F. Gardon, Vancouver, B.C.
† 59,454	Bird	Quebec	1870 1900	Levis, Que. Quebec, Que.	132 5	21 9	9 2	280	177	37 hp.	The Kaine & Bird Transportation Co., Ltd., Quebec, Que.
92,655	Birdie Jones	Ottawa	1885	Hull, Que.	28 3	5 4	2 7	2	2	2 sc.	A. W. Jones, Ottawa, Ont.
130,866	Birdswell	New Westminster	1912	Ladner, B.C.	106 6	24 0	9 0	217	129	22 sc.	Isaac Whitworth, Ladner, B.C.
111,608	Blair of Athol	New Westminster	1900	Athl, B.C.	54 0	9 0	4 5	11	7	1 sc.	The Northern Lumber Co., Ltd., Athl, B.C.
126,438	<i>Blanch B</i>	Vancouver	1909	Steveston, B.C.	36 8	9 5	4 0	18	12	2 sc.	Thomas Marshall, Vancouver, B.C.
130,508	<i>Blanchard C</i>	Shelburne	1912	Shelburne, N.S.	41 0	13 0	5 8	11	11	2 sc.	Austin Swainsburg, M.O., Little Harbour, N.S.
122,223	Blanche	Montreal	1903	St. Remi du Lac au Sablé, Que.	30 0	8 2	2 3	6	4	3 sc.	J. E. Rileault, St. Remi du Lac au Sablé, Que.
131,070	<i>Blanche L. G</i>	Lamenburg	1912	Blandford, N.S.	41 0	10 6	5 8	12	21	1 sc.	Henry Gates, Blandford, N.S.
131,080	<i>Blanche S</i>	Lamenburg	1907	Little Tancook, N.S.	40 2	10 3	5 8	11	10	1 sc.	Richard Schmare, M.O., Blandford, N.S.
126,504	<i>Blancys</i>	Victoria	1909	Ladysmith, B.C.	35 0	9 4	3 4	7	4	5 sc.	Charles A. Ryan, Ladysmith, B.C.
121,336	<i>Blitz</i>	Halifax	1905	Dartmouth, N.S.	23 5	4 6	3 0	3	2	1 sc.	A. Robie Cogswell, Halifax, N.S.
96,989	Blonde	Vancouver	1891	New Westminster, B.C.	56 0	12 2	5 6	33	23	7 sc.	Lamb-Watson Lumber Co., Ltd., Winnipeg, Man.
121,849	Blue Bell	Toronto	1906	Toronto, Ont.	150 0	30 0	7 2	752	451	48 hp.	The Toronto Ferry Co., Ltd., Toronto, Ont.

† Formerly 'Anglenea.'

SESSIONAL PAPER No. 216

1887	1888	1889	1890	1891	1892	1893	1894	1895	1896	1897	1898	1899	1900	1901	1902	1903	1904	1905	1906	1907	1908	1909	1910	1911	1912	1913	1914	1915	1916	1917	1918	1919	1920	1921	1922	1923	1924	1925	1926	1927	1928	1929	1930	1931	1932	1933	1934	1935	1936	1937	1938	1939	1940	1941	1942	1943	1944	1945	1946	1947	1948	1949	1950	1951	1952	1953	1954	1955	1956	1957	1958	1959	1960	1961	1962	1963	1964	1965	1966	1967	1968	1969	1970	1971	1972	1973	1974	1975	1976	1977	1978	1979	1980	1981	1982	1983	1984	1985	1986	1987	1988	1989	1990	1991	1992	1993	1994	1995	1996	1997	1998	1999	2000	2001	2002	2003	2004	2005	2006	2007	2008	2009	2010	2011	2012	2013	2014	2015	2016	2017	2018	2019	2020	2021	2022	2023	2024	2025	2026	2027	2028	2029	2030	2031	2032	2033	2034	2035	2036	2037	2038	2039	2040	2041	2042	2043	2044	2045	2046	2047	2048	2049	2050	2051	2052	2053	2054	2055	2056	2057	2058	2059	2060	2061	2062	2063	2064	2065	2066	2067	2068	2069	2070	2071	2072	2073	2074	2075	2076	2077	2078	2079	2080	2081	2082	2083	2084	2085	2086	2087	2088	2089	2090	2091	2092	2093	2094	2095	2096	2097	2098	2099	2100														
97,033	Blue Hill	Halifax	1887	E. Boston, Mass., U.S.A.	135 0	18 0	7 0	190	98	38 se	Victoria Steamship Co., Ltd., Baddeck, N.S.	1906	West Mystic, Conn., U.S.A.	35 4	6 8	3 3	5	5	2 se	Francis R. Redpath, Montreal, Que.	1888	Picton, Ont.	48 5	8 9	3 6	12	8	5 se	Hiram A. Calvin, Garden Island, Ont.	1908	Vancouver, B.C.	31 0	8 2	4 4	9	6	2 se	William Mason, Nanaimo, B. C.	1907	Peterboro, Ont.	49 0	12 6	6 0	27	19	16 se	The Minister of Railways and Canals Ottawa, Ont.	1900	Toronto, Ont.	66 0	10 5	5 0	38	26	6 se	The Tonaganami Steamboat & Hotel Co., Ltd., Tenaganam, Ont.	1904	Peterborough, Ont.	28 5	9 0	3 7	11	8	½ se	James L. Rogers, Peterborough, Ont.	1900	St. John, N. B.	15 2	4 8	1 8	1	1	— se	Wm. Walker, Fredericton, N.B.	1900	Toronto, Ont.	36 0	9 0	4 0	9	6	3 se	Edward H. Durman, Toronto, Ont.	1901	Vancouver, B.C.	36 0	8 0	2 0	4	3	1 pa	Miss Lucy Fader, Vancouver, B.C.	1905	Vancouver, B.C.	24 0	6 6	3 9	6	4	½ se	Walter Pincock, Vancouver, B.C.	1909	New Richmond, Que.	54 0	13 2	3 2	28	18	3 pa	Montgomery & Sons, Co., Ltd., New Richmond, Que.	1911	Vancouver, B.C.	44 5	10 2	4 7	15	10	2 se	William H. Whalen, Vancouver, B.C.	1902	Manitowoc, Wis., U.S.A.	105 0	24 5	8 0	245	142	24 se	T. C. and C. L. D. Sims, Little Current, Ont.	1898	Dutch Harbour, Alaska, U.S.A.	140 3	31 3	5 8	466	260	77 pa	The British Yukon Navigation Co., Ltd., Vancouver, B.C.	1893	Ottawa, Ont.	35 0	16 0	3 0	13	6	20 se	H. F. McLachlin and Claude McLachlin, J. O. Arnprior, Ont.	1911	Nakusp, B.C.	302 5	39 1	7 5	1700	955	98 pa	Canadian Pacific Railway Co., Montreal, Que.	1910	Winnipeg, Man.	118 0	22 5	4 0	278	175	4 pa	Hyland Navigation & Trading Co., Winnipeg, Man.	1908	Shelburne, N.S.	35 9	7 6	3 0	6	4	1 se	George E. C. Gandy and Harold A. Allison, St. John, N.B.	1871	Philadelphia, Pa., U.S.A.	75 0	18 5	8 9	115	53	48 se	David Rutherford, North Sydney, N.S.	1909	Vancouver, B.C.	46 0	11 6	4 4	27	18	10 se	Vancouver Power Co., Ltd., Vancouver, B.C.	1899	Dalhousie, N.B.	106 0	19 0	6 8	96	60	30 pa	R. A. Snowball, Chatham, N.B.	1890	Linthouse, Glasgow, G.B.	245 0	36 1	29 0	1,695	734	530 se	The Boston & Yarmouth S.S. Co., Ltd., Montreal, Que.	1895	Garden Island, Ont.	178 1	37 8	12 3	833	478	200 se	Meaford Transportation Co., Ltd., Meaford, Ont.	1903	Three Rivers, Que	50 6	9 7	2 9	18	12	2 se	J. N. Godin, Three Rivers, Que.

**Foreign name "Mariposa." † Formerly "Governor Piugree." ‡ Formerly "Jack."

ALPHABETICAL LIST of Canadian Registered Steam Vessels on Registry Books, &c.—Continued.

LISTE ALPHABÉTIQUE des vapeurs canadiens inscrits sur les registres, etc.—Suite.

Official Number. Numéro officiel.	Name of Ship. Nom du navire.	Port of Registry. Port d'enregistrement.	Built — Construit en	Where Built. Lieu de construction.	Length in feet and 10ths. Longueur en pieds et 10 ^{es} .	Breadth in feet and 10ths. Largeur en pieds et 10 ^{es} .	Depth in feet and 10ths. Profondeur en pieds et 10 ^{es} .	Gross Tonnage. Tonnage brut.	Registered Tonnage. Tonnage enregistré.	H. P. of Engines and Mode of Propulsion. Puissance des machines en c.v. et mode de propulsion	Owner or Managing Owner, and Address. Armateur ou propriétaire gérant, et adresse.
11 90,546	Boucherville	Montreal	1886	Sorel, Que	178 9	26 3	9 2	419	256	85 pa.	Richelieu & Ontario Navigation Co., Montreal, Que.
100,370	Bourgeois	Quebec	1892	Three Rivers, Que.	108 0	20 0	5 8	94	59	20 pa.	The Corporation of the City of Three Rivers, Que.
116,597	Bout de Lile	Montreal	1904	Bout de Lile, Que.	61 0	14 2	2 3	15	10	2 pa.	Alex. Châtelain, L'Original, Ont.
130,375	Bon Echo	Peterboro'	1911	Peterboro', Ont.	33 8	7 0	3 4	4	4	3/4 sc.	The Peterboro' Canoe Co., Ltd., Peterboro', Ont.
196,995	Bowena	Vancouver	1891	Vancouver, B.C.	159 0	32 0	9 4	821	558	58 sc	The Terminal Sicean Navigation Co., Ltd., Vancouver, B.C.
107,788	Brant	Ottawa	1849	Charlottetown, P.E.I.	100 4	19 1	8 5	142	58	33 sc	The Minister of Marine and Fisheries, Ottawa, Ont.
122,256	Brant	Quebec	1905	New York, N.Y., U.S.A.	31 4	8 0	3 4	6	5	11 sc	Joseph K. Boswell, Quebec, Que.
116,875	Brant	St. Catharines	1906	Pt. Robinson, Ont.	55 0	15 3	7 8	49	33	8 sc	Wm. F. Plin, Welland, Ont.
100,681	Brant	Vancouver	1892	New Westminster, B.C.	34 0	7 0	3 0	19	13	1 sc	E. French and T. F. Paterson, Vancouver, B.C.
130,571	Brenda C.	Lunenburg	1910	Tancook, N.S.	41 4	10 3	5 3	12	11	1/2 sc.	Ernest Covey, M.O., Tancook, N.S.
96,081	Bridgewater	Halifax	1889	Dumbarton, G. B.	120 0	20 0	9 0	208	119	54 sc	Charles Bristar, Halifax, N.S.
111,965	Britannia	Vancouver	1902	Vancouver, B.C.	104 8	22 4	6 9	326	222	33 sc	Terminal Steam Navigation Co., Ltd., Vancouver, B.C.
* 100,188	Britannic	Collingwood	1866 1892	Sorel, Que. Rebuilt.	150 8	25 6	9 2	428	228	41 pa.	Montreal & Cornwall Navigation Co. Ltd., Cornwall, Ont.
121,915	British Lion	Keowau	1903	Simcoe, Ont.	36 0	10 0	4 0	22	15	2 pa.	Rainy River Lumber Co., Ltd., Rainy River, Ont.

† Formerly "Hochelega." * Formerly "City of Nanaimo." * Formerly "Rocket."

LIST OF STEAM VESSELS

SESSIONAL PAPER No. 21b

107, 421	Brookville	1898	Toronto, Ont.	105 0	21 5	5 7	191	88	14 se.	The Ontario & Quebec Navigation Co., Ltd., Picton, Ont.
92, 615	Brothers	1886	Port Arthur, Ont.	39 4	9 8	5 8	18	12	6 se.	E. T. Morrow, Port William, Ont.
116, 274	Bruce	1889	Dartmouth, N.S.	59 5	20 5	5 6	56	38	12 se.	Wm. K. McKean, St. Oner, Que.
122, 253	Brulou	1903	Salmon Lake, Que.	32 0	10 5	3 5	8	6	1 pa.	George J. Paradis, Salmon Lake, Que.
94, 902	Brunette	1890	New Westminster, B.C.	60 0	13 5	6 0	37	25	4 se.	Adolph Pedersen, and Geo. R. Vincent, Vancouver, B.C.
112, 056	Brunswick	1901	Canning, N.S.	110 0	23 0	8 7	181	73	42 se.	Minas Basin S.S. Co., Ltd., Canning, N.S.
130, 325	Buena Vista	1911	Kingston, Ont.	93 6	18 8	6 8	141	73	9 se.	John Randall, Seely's Bay, Ont.
122, 598	Bully II	1909	Indian Island, N.B.	29 5	7 4	6 6	6	6	3 se.	Wm. G. Tapley, St. John, N.B.
130, 354	Bonach	1910	St. Peters, N.S.	43 8	12 4	5 4	14	13	1 se.	The Stewart Fish Co., Ltd., St. Peters, N.S.
126, 015	Bonting	1909	Annapolis Royal, N.S.	32 2	8 6	3 1	10	7	1 se.	Arthur G. Golding, St. John, N.B.
126, 835	Born	1910	Vancouver, B.C.	55 0	16 8	7 2	45	30	4 se.	Henry E. Rowley, Vancouver, B.C.
107, 157	Barpee	1898	Toronto, Ont.	45 6	9 5	2 6	9	6	1 pa.	Isaac Burpee, St. John, N.B.
117, 018	Barraud	1905	Vancouver, B.C.	63 6	14 2	6 5	56	38	10 se.	Monarch Towing & Trading Co., Ltd., New Westminster, B.C.
126, 403	Burwash	1909	Kippewa, Que.	68 5	15 1	5 8	45	28	18 pa.	McLachlin Bros., Ltd., Aruprior, Ont.
133, 718	Buster B.	1912	Vancouver, B.C.	46 0	14 0	6 0	31	23	6 se.	Alexander Brown and Arthur Moscrop, Vancouver, B.C.
100, 136	Bute	1890	New Westminster, B.C.	28 6	6 7	2 6	4	3	3 se.	E. E. Evans, Vancouver, B.C.
111, 785	Bute	1901	Sidney, B.C.	29 0	8 4	2 9	7	3	1 se.	Cowichan Lumber Co., Ltd., Duncan's, B.C.
116, 407	Bute	1901	Sidney, B. C.	60 5	14 4	7 0	49	26	3 se.	Albert Berquist, Sidney, B. C.
126, 922	C. A. B.	1909	St. Joseph de Levis, Que.	55 6	15 0	5 7	30	12	5 se.	Charles A. Bernier, St. Joseph de Levis, Que.
130, 408	C. F. P.	1912	New Westminster, B.C.	16 0	11 9	5 0	21	15	6 se.	Canadian Fish Products, Ltd., 39 Old Broad St., London, Eng.
*85, 495	C. A. Boone	1883	Waubesaene, Ont.	63 6	15 5	7 4	44	30	75 se.	Charles S. Boone, Toronto, Ont.
†92, 664	C. B. Powell	1887	Pembroke, Ont.	139 0	36 0	7 2	272	172	21 pa.	The Upper Ottawa Improvement Co., Ltd., Ottawa, Ont.
107, 485	C. E. Ainsworth	1901	Sault Ste. Marie, Mich., U. S. A.	81 6	18 4	7 4	76	48	60 se.	Dominion Fish Co., Ltd., Winnipeg, Man.

* Formerly "Severn." † Formerly "G. B. Fatter."

ALPHABETICAL LIST of Canadian Registered Steam Vessels on Registry Books, &c.—Continued.

LISTE ALPHABÉTIQUE des vapeurs canadiens inscrits sur les registres, etc.—Suite.

Official Number. Numéro officiel.	Name of Ship. Nom du navire.	Port of Registry. Port d'enregistrement.	Built — Construit en	Where Built. — Lieu de construction.	Length in feet and 10ths. Longueur en pieds et 10es.	Breadth in feet and 10ths. Largeur en pieds et 10es.	Depth in feet and 10ths. Profondeur en pieds et 10es.	Gross Tonnage. Tonnage brut.	Registered Tonnage. Tonnage enregistré.	H.P. of Engines and Mode of Propulsion. Puissance des machines en chevaux et mode de propulsion.	Owner or Managing Owner, and Address. — Armateur ou propriétaire-gérant, et adresse.
116,243	C. E. Benham	Sault Ste. Marie	1865	Cleveland, O., U.S.A.	102 4	19 0	7 0	140	93	— sc	W. J. McMenemy, Bruce Mines, Ont.
103,214	C. E. Read	Ottawa	1894	Simcoe, Ont	42 0	16 2	3 4	13	8	20 sc	W. H. Hurdman, Ottawa, Ont.
103,806	C. E. Tanner	Pictou, N.S.	1908	Pictou, N.S.	40 6	10 5	5 0	18	6	14 sc	The Minister of Marine and Fisheries, Ottawa, Ont.
492,657	C. F. Dunbar	St. Catharines	1871	Érie, Pa., U.S.A.	47 3	13 0	5 0	33	22	20 sc	James Prendergast, Cornwall, Ont.
112,189	C. F. Eddy	Toronto	1902	Blind River, Ont.	45 5	10 0	3 8	16	11	1 sc	Mrs. Ellen J. Kennedy, Garden River, Algoma, Ont.
78,039	C. H. Merritt	Toronto	1883	Chatham, Ont.	85 0	24 0	6 5	122	83	75 sc	A. M. Clark, M.O., Marysburgh, Ont.
122,646	C. J. Booth	Ottawa	1907	Latchford, Ont.	75 4	18 0	5 2	86	50	8 pa.	John R. Booth, Ottawa, Ont.
69,530	C. J. Brydges	Montreal	1874	Buffalo, N.Y., U.S.A.	62 2	16 0	8 0	39	21	110 sc	The Minister of Public Works, Ottawa, Ont.
130,574	C. L. Miller	Lunenburg	1909	Little Tancook, N.S.	39 6	10 2	5 4	11	10	3 sc	Ainsley Zueck, Dover, N.S.
107,191	C. M. Bowman	Southampton	1897	Port Elgin, Ont.	92 0	18 5	9 0	88	60	32 sc	C. M. Bowman and W. J. Strong, J. O., Southampton, Ont.
122,398	C. R. Lamb	Victoria	1907	Kamloops, B.C.	91 3	19 9	4 0	192	121	34 pa.	Arrow Lakes Lumber Co., Ltd., Arrowhead, B.C.
131,054	C. R. Smith	Port Arthur	1912	The Pas, Man.	96 0	17 6	4 2	292	127	16½ pa.	The Finger Lumber Co., Ltd., The Pas, Man.
97,132	C. S. Farnell	Quebec	1891	Quebec, Que.	44 9	11 9	4 3	17	9	28 sc	Cie Etienne Dussault, Lévis, Que.
117,002	C. W. Bangs	Ottawa	1902	Ottawa, Ont	36 0	8 7	3 0	4	4	3 sc	John F. Hurdman, Ottawa, Ont.

† Formerly "Howard B. Payne."

SESSIONAL PAPER No. 21b

# 80,574	C. W. Chamberlain	Windsor, Ont.	1881	Walkerville, Ont.	127 0	26 6	9 7	385	243	120 se	R. F. Parke, Midland, Ont.
116,547	C. W. Cole	Kingston	1902	Kingston, Ont.	49 5	11 0	4 5	16	11	12 se	Claude W. Cole, Milford, Ont.
226,864	C. W. Moore	Sault Ste. Marie	1881	Allegan, Mich., U.S.A.	124 0	24 0	9 4	428	250	16 se	The Dominion Fish Co., Ltd., Toronto, Ont.
107,733	C. Haro	Kingston	1889	Kingston, Ont.	49 3	8 2	3 7	7	5	8 se	Mrs. Barbara Davis, Kingston, Ont.
125,988	Cabot	Montreal	1907	Grangemouth, G. B.	155 1	25 1	9 7	465	162	63 se	Steamship Cabot Co., Ltd., Sydney, N. S.
87,933	Cacouna	Montreal	1884	Newcastle-on-Tyne, G. B.	250 0	35 4	16 4	1,451	931	142 se	Steamship Cacouna Co., Ltd., Sydney, N. S.
123,796	Call Creek's Pride	New Westminster	1910	New Westminster, B. C.	44 4	11 3	4 3	21	11	8 se	D. W. F. McDonald, Vancouver, B. C.
97,144	Calla	St. Andrews	1891	West Isles, N. B.	32 0	9 6	4 5	10	7	12 se	Fred. W. Richardson, West Isles N. B.
100,040	Callender	Toronto	1892	North Bay, Ont.	20 0	6 6	2 4	2	1	1 1/2 se	Isaac Bellery, Fairbank, Ont.
131,131	Catamet Island	Ottawa	1909	Galumet Island, Que.	42 0	18 0	3 0	18	12	1 pa	Fred Lathauer, Galumet Island, Que.
121,201	Camosun	Vancouver	1905	Paisley, G. B.	192 7	35 2	11 9	1,369	791	124 se	Gordon T. Legg, M.O., Vancouver, B. C.
100,863	Campanin	Quebec	1893	Lake Megantic, Que.	48 4	13 2	5 0	23	16	4 se	G. M. Stearns, Lake Megantic, Que.
130,859	Campaspe	Vancouver	1912	Vancouver B. C.	33 8	8 0	3 9	9	6	1 se	Caryl S. Kirk, Vancouver, B. C.
100,392	Canada	Hamilton	1872	Hamilton, Ont.	135 2	24 2	11 5	557	366	20 se	J. S. Nesbit, Sarina, Ont.
116,870	Canada	Ottawa	1904	Barrow-in-Furness, G. B.	206 0	25 1	13 3	411	136	209 se	The Minister of the Naval Service, Ottawa, Ont.
*117,146	Canada	Quebec	1892	Kinghorn, G. B.	185 5	27 2	19 5	704	449	131 se	The Campbellton & Gaspe Steamship Co., Ltd., Fraserville, Que.
90,605	Canada Atlantic Transfer	Ottawa	1884	Coteau Landings, Que.	171 0	70 0	8 6	619	395	270 pa	Montreal Lightering Co., Ltd., Montreal, Que.
122,533	Canadian	Vancouver	1907	New Westminster, B. C.	62 7	11 2	8 8	64	14	12 se	John C. McNair and Herman Wilbur, Vancouver, B. C.
107,094	Canadian	Victoria	1898	Victoria, B. C.	146 5	33 4	4 7	746	455	15 pa	British Yukon Navigation Co., Ltd., Vancouver, B. C.
103,245	Canadian	Montreal	1883	Sorel, Que.	61 3	9 7	3 9	22	15	11 se	Reni Godin, Sorel, Que.
107,088	Canard	Ottawa	1896	Ottawa, Ont.	21 7	4 1	2 0	1	1	1 se	P. J. B. Belanger, Ottawa, Ont.
122,192	Canco	New Westminster	1896	New Westminster, B. C.	33 3	6 3	4 3	5	3	2 se	Charles A. Elliott, Harrison Hot Springs, B. C.
122,524	Canpac	Vancouver	1907	New Westminster, B. C.	58 8	14 0	8 8	56	38	9 se	Sarasin Bay Forests, Wood, Pulp & Lumber Mills, Ltd., Ottawa, Ont.
126,803	Canso	Yarmouth	1910	Yarmouth, N. S.	91 6	22 0	11 7	225	47	46 se	The Minister of Public Works, Ottawa, Ont.

|| Formerly "C. N. Pract." * Formerly "Pro Patria."

ALPHABETICAL LIST of Canadian Registered Steam Vessels on Registry Books, &c.—Continued.

LISTE ALPHABÉTIQUE des vapeurs canadiens inscrits sur les registres, etc.—Suite.

Official Number. Numéro officiel.	Name of Ship. Nom du navire.	Port of Registry. Port d'enregistrement.	Built Construit en	Where built. Lieu de construction.	Length in feet and 10ths. Longueur en pieds et 10es.	Breadth in feet and 10ths. Largeur en pieds et 10es.	Depth in feet and 10ths. Profondeur en pieds et 10es.	(Gross Tonnage. Tonnage brut.	Registered Tonnage. Tonnage enregistré.	H.P. of Engines and Mode c.v. et mode de propulsion	Owner or Managing Owner, and Address. Armateur ou propriétaire géant, et adresse.
107,808	<i>Conack</i>	St. John, N.B.	1900	Racine, Wis., U.S.A.	16 3	4 3	1 8	1	—	1 sc.	W. H. Holder and W. M. Barlow, St. John, N.B.
80,767	Cape Blanc Boy	Quebec	1881	St. Laurent, Isle d'Orléans, Que.	37 8	11 0	5 2	11	7	10 sc.	E. Huot, Montreal, Que.
97,808	Cape Breton	Montreal	1890	Hyllon, G.B.	258 0	37 0	16 8	1,764	1,109	160 sc.	Steamship Cape Breton Co., Ltd., Sydney, N.S.
100,203	Capilano	Vancouver	1892	Vancouver, B.C.	120 0	22 2	9 6	231	157	28 sc.	Union Steamship Co. of British Columbia, Ltd., Vancouver, B.C.
107,266	Capital	Ottawa	1898	Ottawa, Ont.	30 0	6 0	2 6	3	1	3 sc.	John Harper, et al., Ottawa, Ont.
†128,832	<i>Capitola</i>	Toronto	1904	Auburn, N.Y., U.S.A.	30 0	6 2	3 6	4	3	1 sc.	Robert W. Fawcett, Hamill's Point, Muskoka, Ont.
100,026	Caponaning	Toronto	1888	French River, Ont.	41 6	11 1	5 0	18	12	2 sc.	The Ontario Lumber Co., Ltd., Toronto, Ont.
107,425	<i>Caprice</i>	Brockville	1903	Middleton, Conn., U.S.A.	35 2	7 8	3 3	9	6	4 sc.	Arthur C. Hardey, Brockville, Ont.
64,585	Captain	St. John, N.B.	1871	Indiantown, N. B.	72 0	16 6	8 2	68	21	100 sc.	N. N. and A. G. Gregory, St. John, N.B.
130,330	Capt. Hemans	Kingston	1902	Buffalo, N.Y., U.S.A.	50 5	10 6	3 8	35	22	2 sc.	Mrs. M. B. Paisley, Ottawa, Ont.
107,139	Captain Jim	Goderich	1902	Goderich, Ont.	78 6	17 8	7 2	58	39	22 sc.	Dominion Fish Co., Ltd., Winnipeg, Man.
†116,285	Captor	Halifax	1903	Lunenburg, N.S.	52 6	12 2	6 2	22	17	27 sc.	Frank Roberts, Halifax, N.S.
*†122,557	Cara R.	Collingwood	1898	Portland, Me., U.S.A.	58 8	9 6	8 6	23	16	3 sc.	George Rumpel, Berlin, Ont.

*† Foreign name "Ramona." ** Foreign name "Cara"

SESSIONAL PAPER No. 21b

116,692	Caraboo	Kenora	1902	Fort Smith, Alta.	50 0	10 2	5 0	29	19	4 sc	Jas. Hislop, Fort Rae, N.W.T., & Edmund Nagle, Resolution, N.W.T., O. Ottawa, Ont.
112,293	Carberry	Winnipeg	1903	Westbourne, Man.	69 8	16 5	5 0	62	42	6 sc	The Minister of Marine and Fisheries Ottawa, Ont.
*92,681	Cardinal	Prescott	1875	Montreal, Que	121 2	21 0	10 9	237	110	21 sc	A. A. Larocque, Montreal, Que.
122,159	Carriad	Vancouver	1906	Vancouver, B.C.	22 5	7 0	3 0	3	2	1/2 sc	Col. W. W. Baker, Crofton, B.C.
116,249	Caribou	Sault Ste. Marie	1904	Goderich, Ont.	141 8	26 6	10 5	597	371	43 sc	The Dominion Fish Co., Ltd., Winnipeg, Man.
131,124	Carillon	Ottawa	1912	Montreal, Que.	57 3	14 5	6 7	41	24	16 1/2 sc	The Minister of Marine and Railways, Ottawa, Ont.
122,339	Carl	Vancouver	1907	Vancouver, B. C.	16 4	5 4	2 6	1	1	7/8 sc	James S. Reay, Vancouver, B. C.
122,416	Carlotta	Midland	1908	Midland, Ont.	87 0	18 5	7 7	114	49	31 sc	James Playfair, Midland, Ont.
*92,559	Caruana	Belleville	1889	Sorel, Que.	90 0	15 5	5 3	56	38	17 sc	T. S. Carman, Belleville, Ont.
122,638	Carmel C.	Kingston	1900	Alexandria Bay, U.S.A.	36 8	7 1	3 4	9	6	2 sc	William C. Girtwill, Kingston, Ont.
112,261	Carmilia	Montreal	1902	Sorel, Que.	66 4	17 5	8 2	63	39	28 sc	The Minister of Public Works, Ottawa, Ont.
111,863	Carmita	Ottawa	1901	Carleton Place, Ont.	39 0	9 8	3 6	9	8	7 sc	Mrs. Eliza J. McChuskey and Geo. W. Leach, North Bay, Ont.
1107,238	Carolina	Sorel	1897 1905 1912	Three Rivers, Que.	76 0	16 2	6 2	104	52	2 sc	Louis Dugré, Three Rivers, Que.
122,517	Carolina	Vancouver	1907	Vancouver, B. C.	31 5	9 5	4 1	13	9	1 1/2 sc	K. O. Larson and J. Erickson, Lund, B.C.
111,912	Caroline	Toronto	1900	Moan River, Ont.	38 5	9 7	4 0	12	8	1 1/2 sc	Charles Martin, Midland, Ont.
100,648	Caroline	Victoria	1887	Victoria, B.C.	26 0	7 2	3 0	3	3	1 sc	Ronson Mason and John Sinclair, J. O. Conroy, B. C.
130,716	Carriack Castle	Vancouver	1911	Vancouver, B.C.	33 0	9 8	4 2	12	8	1/2 sc	Charles Purnal, Vancouver, B.C.
130,638	Carrie Helen	Saint John, N.B.	1912	Reeds Point, N.B.	46 2	18 7	1 9	19	14	Adino P. Pitt, Reeds Point, N.B.
111,756	Carrie L.	Kenora	1909	Bell City, Ont.	50 0	12 8	3 5	16	9	1 pa.	Sam. Lounsbury, Bell City, Ont.
129,745	Cartier	Ottawa	1910	Newcastle-on-Tyne, G.B.	164 0	29 2	13 1	556	234	141 sc	The Minister of the Naval Service, Ottawa, Ont.
130,430	Casaroo	St. Andrews	1912	Shelburne, N.S.	71 0	16 7	6 5	31	24	3 sc	Canadian Sardin Co., Ltd., St. Andrews, N.B.
131,193	Casaroo No. 2	St. Andrews	1912	Port Hawkesbury, N.S.	69 7	16 6	6 7	35	24	4 sc	Canadian Sardin Co., Ltd., St. Andrews, N.B.
131,194	Casaroo No. 3	St. Andrews	1912	Malone Bay, N.S.	73 3	16 4	7 0	39	34	3 1/2 sc	Canadian Sardin Co., Ltd., St. Andrews, N.B.
131,192	Casaroo No. 1	St. Andrews	1912	Bear River, N.S.	45 4	12 2	5 6	15	10	2 sc	Canadian Sardin Co., Ltd., St. Andrews, N.B.

* Formerly "Mayflower." † Formerly "Dan." ‡ Formerly a sailing vessel.

ALPHABETICAL LIST of Canadian Registered Steam Vessels on Registry Books, &c.—Continued.

LISTE ALPHABÉTIQUE des vapeurs canadiens inscrits sur les registres, etc.—Suite.

Official Number. Numéro officiel.	Name of Ship. Nom du navire.	Port of Registry. Port d'enregistrement.	Built — Construit en	Where Built. Lieu de construction.	Length in feet and 10ths. Longueur en pieds et 10es.	Breadth in feet and 10ths. Largeur en pieds et 10es.	Depth in feet and 10ths. Profondeur en pieds et 10es.	Gross Tonnage. Tonnage brut.	Registered Tonnage. Tonnage enregistré.	H.P. of Engines and Mode of Propulsion. Puissance des machines et mode de propulsion.	Owner or Managing Owner, and Address. Armateur ou propriétaire gérant et adresse.
131,191	Casarco No. 5.....	St. Andrews.....	1712	Bear River, N.S.....	45 4	12 2	5 6	14	10	2 sc..	Canadian Sardine Co., Ltd., St. Andrews, N.B.
131,199	Casarco No. 6.....	St. Andrews.....	1912	Little River, N.S.....	45 4	12 5	5 7	17	11	2 sc..	Canadian Sardine Co., Ltd., St. Andrews, N.B.
131,195	Casarco No. 7.....	St. Andrews.....	1912	Little River, N.S.....	45 2	12 4	5 7	15	10	2 sc..	Canadian Sardine Co., Ltd., St. Andrews, N.B.
131,200	Casarco No. 8.....	St. Andrews.....	1912	Comauville, N.S.....	45 3	12 6	5 7	16	11	1 sc..	Canadian Sardine Co., Ltd., St. Andrews, N.B.
133,781	Casarco No. 9.....	St. Andrews.....	1912	Comauville, N.S.....	45 3	12 6	5 7	16	11	1 sc..	Canadian Sardine Co., Ltd., St. Andrews, N.B.
131,196	Casarco No. 10.....	St. Andrews.....	1912	Lanenburg, N.S.....	50 0	12 7	5 5	15	12	1 sc..	Canadian Sardine Co., Ltd., St. Andrews, N.B.
131,197	Casarco No. 11.....	St. Andrews.....	1912	Lanenburg, N.S.....	50 0	12 7	5 5	15	12	1 1/2 sc..	Canadian Sardine Co., Ltd., St. Andrews, N.B.
131,198	Casarco No. 12.....	St. Andrews.....	1912	Lanenburg, N.S.....	50 0	12 7	5 5	15	12	1 sc..	Canadian Sardine Co., Ltd., St. Andrews, N.B.
103,919	Casca.....	Victoria.....	1898 1911	Victoria, B.C. White Horse, V.T.....	161 0	37 0	5 5	1,979	790	17 pa..	The British Yukon Navigation Co., Ltd., Vancouver, B.C.
112,243	Cascade.....	Victoria.....	1902	Vancouver, B.C.....	95 0	22 6	7 6	119	81	16 sc..	Steamer "Cascade," Ltd., Victoria, B.C.
*104,632	Cascapedia.....	Quebec.....	1895	Dundee, G.E.....	245 2	35 2	22 5	1,849	1,185	260 sc..	Quebec Steamship Co., Ltd., Quebec, Que.
112,142	Caspian.....	Kingston.....	1846	Kingston, Ont.....	177 6	43 4	6 7	957	543	58 pa..	Lake Ontario & Bay of Quinté Steamboat Co., Ltd., Kingston, Ont.
\$103,472	Cassiar.....	Vancouver.....	1890 1901	Ballard, Wash., U.S.A. Vancouver, B.C.....	120 6	29 0	6 9	597	384	43 sc..	Gordon T. Legg, Vancouver, B.C.

* Formerly "Fastnet." § Formerly "J. R. McDonald."

SESSIONAL PAPER No. 216

4116,969	<i>Cassie Bell</i>	St. Andrews	{ 1906 1912	Meteghan, N.S.	43 3	13 1	6 4	18	16	1 1/2	sec.	Beardman A. Cheney, Grand Manan, N.B.
130,556	Castlegar	Vancouver	1911	Okanagan Landing, B.C.	94 4	19 4	8 2	104	71	27	sec.	Canadian Pacific Railway Co., Montreal, Que.
122,474	Castor	Ottawa	1907	Toronto, Ont.	66 0	22 0	5 2	88	23	3 1/2	194	The Upper Ottawa Improvement Co., Ltd., Ottawa, Ont.
477,698	Cabaract	Hamilton	1882	Hamilton, Ont.	175 0	33 6	14 6	957	598	200	sec.	The Fort Colborne & St. Lawrence Navigation Co., Ltd., Toronto, Ont.
116,864	Catharine C.	Ottawa	1903	Sturgeon Falls, Ont.	48 0	13 0	5 0	19	16	2 1/2	sec.	The Minister of Public Works, Ottawa, Ont.
103,654	Catherine S.	Winnipeg	1896	Kenora, Ont.	66 0	13 5	5 5	67	45	4	sec.	John Short, Kenora, Ont.
122,219	Cayuga	Toronto	1907	Toronto, Ont.	305 0	36 6	11 2	2,196	1,168	328	sec.	Niagara Navigation Co., Ltd., Toronto, Ont.
130,957	<i>Cecil P. L.</i>	Lanenburg	1912	Tanook, N.S.	41 4	10 4	5 5	12	11	1 1/2	sec.	Vernon Langille, Tanook, N.S.
131,115	<i>Cecil No. 4.</i>	Montreal	Unknown	Unknown	85 4	25 0	8 1	138	80	7 1/2	sec.	Harbour Commissioner of Montreal, Montreal, Que.
126,749	<i>Cedar Head</i>	Vancouver	1910	Steveston, B.C.	31 6	10 3	4 0	13	9	2	sec.	Norman Gunn, Vancouver, B.C.
116,656	Celt	Midland	1900	Toronto, Ont.	31 0	8 0	2 8	6	4	1 1/2	sec.	Archibald Campbell, Midland, Ont.
122,538	Celtic	Vancouver	1907	Vancouver, B.C.	89 4	24 5	8 6	239	163	16 1/2	sec.	Coast S.S. Co., Ltd., Vancouver, B.C.
112,072	Comogo	Peterborough	1903	Detroit, Mich, U.S.A.	15 6	4 6	1 9	1	1	2	sec.	Mrs. F. A. Price, Massamaga, Ont.
130,849	Concre Shaaf	Vancouver	1912	Vancouver, B.C.	50 5	13 4	6 4	39	27	8	sec.	Wm. S. Nicholls, Vancouver, B.C.
100,549	Centreville	Digby	1898	Centreville, N.S.	67 4	18 1	7 0	60	32	9	sec.	A. Poutilier, et al., Centreville, N.S.
97,153	Chaco	Victoria		Norway	23 0	6 0	2 4	3	2	1	sec.	U. E. Dickenson, Nanose Bay, B.C.
71,083	Chaffey	Montreal	1875	Portsmouth, Ont.	59 0	11 0	6 0	42	29	22	sec.	Alexandre Leclue, St. Thomas d'Alfred, Ont.
130,441	<i>Characana</i>	Vancouver	1910	Vancouver, B.C.	62 0	13 8	9 0	45	30	9	sec.	Frank B. Turner, Vancouver, B.C.
92,331	Chalouger	Quebec	1886	Levis, Que.	88 8	20 2	9 7	108	73	86	sec.	The Minister of Agriculture, Ottawa, Ont.
	Champion	Port Hope	1868	Lindsay, Ont.	91 5	15 1	5 3	142	89			Geo. Crandell, Lindsay, Ont.
103,975	Champion	Quebec	1897	Levis, Que.	143 5	25 6	7 8	482	304	30	194	La Cie Maritimo of Industrielle de Levis, Levis, Que.
80,017	Champion	St. John, N.B.	1880	Portland, N.B.	121 6	21 1	6 2	190	120	12	194	Edward Farrington Pulp & Paper Co., Ltd., St. John, N.B.
116,756	Champion	Toronto	1904	Orillia, Ont.	69 0	12 7	5 0	42	28	8	sec.	Montreal River Nav. Co., Ltd., Montreal, Ont.
116,989	Champlain	Ottawa	1904	Paisley, G.B.	120 0	30 3	17 6	522	225	87	sec.	The Minister of Marine and Fisheries, Ottawa, Ont.

† Formerly a sailing vessel. ‡ Formerly "Mytes."

ALPHABETICAL LIST of Canadian Registered Steam Vessels on Registry Books, &c.—Continued.

LISTE ALPHABÉTIQUE des vapeurs canadiens inscrits sur les registres, etc.—Suite.

Official Number. Numéro officiel.	Name of Ship. Nom du navire.	Port of Registry. Port d'enregistrement.	Built — Construit en	Where Built. Lieu de construction.	Length in feet and 10ths. Longueur en pieds et 10 ^{es} .	Breadth in feet and 10ths. Largeur en pieds et 10 ^{es} .	Depth in feet and 10ths. Profondeur en pieds et 10 ^{es} .	Gross Tonnage. Tonnage brut.	Registered Tonnage. Tonnage enregistré.	H.P. of Engines and Mode of Propulsion. Puissance des machines en c.v. et mode de propulsion.	Owner or Managing Owner, and Address. Armateur ou propriétaire gérant, et adresse.
*103,956	Champlain.	St. John, N.B.	1897	Valleyfield, Que.	110 8	22 4	7 9	332	267	28 sc.	The Majestic Steamship Co., Ltd St. John, N.B.
103,443	Chance.	Ottawa.	1901	St. John, N.B.	43 1	7 1	3 6	5	2	12 sc.	The O'Connor Steamboat Co., Ltd. Toronto, Ont.
†117,917	Chaos.	Vancouver.	1895	Ottawa, Ont.	60 0	14 0	4 5	40	27	4 sc.	Ernest S. Wise, Victoria, B.C.
100,180	Charlebourg.	Montreal.	1891	Montreal, Que.	87 3	18 6	7 6	76	52	67 sc.	The Charlebourg & Lac Beauport, Lambert Co., Ltd., Montreal, Que.
97,008	Charles E. Armstrong.	St. Catharines.	1891	St. Catharines, Ont.	56 0	13 8	7 5	49	33	40 sc.	Continental Dredging Co., Ltd., Montreal, Que.
94,715	Charles V.	Port Stanley.	1905	Port Stanley, Ont.	31 5	10 4	3 4	8	5	1 sc.	John Nichol Port Bruce, Ont.
126,058	Charles Lenecke.	Owen Sound.	1909	Lion's Head, Ont.	92 0	17 6	9 1	101	69	26 sc.	The Lenecke Tug Co., Ltd., Lion's Head, Ont.
125,975	Charles Lyon.	Prescott.	1908	Toronto, Ont.	280 0	40 0	19 9	1,658	1,127	161 sc.	Canadian Pacific Car & Passenger Transfer Co., Ltd., Prescott, Ont.
122,450	Charley M. Scott.	St. John, N.B.	1908	Victoria Mills, N.B.	41 2	10 0	4 6	17	11	6 sc.	James S. Gregory, St. John, N.B.
†130,382	Charlie Gale.	Amherstburg.	1904	Port Clinton, O., U.S.A.	54 9	12 5	9 0	31	23	3½ sc.	John Fraser and Mrs. Ida M. Hack- ett, Amherstburg, Ont.
126,473	Charlie Gilley.	New Westminster.	1908	New Westminster, B.C.	33 9	10 0	4 7	10	6	6 sc.	George D. Brymner, New Westmin- ster, B.C.
111,860	Charlie Jones.	Port Stanley.	1904	Owen Sound, Ont.	43 9	12 0	4 0	16	12	2 sc.	W. H. McPherson and George Wil- son, Port Stanley, Ont.
103,676	Charlie M.	Toronto.	1897	Gravenhurst, Ont.	54 5	11 0	11 0	50	30	8 sc.	The Muskoka Lakes Navigation & Hotel Co., Ltd., Toronto, Ont.

*Formerly "Queen" and "Robinault."

† Formerly "Columbia."

‡ Foreign name "Active."

SESSIONAL PAPER No. 21b

	1870	Montreal, Que.	68 1	14 4	6 1	59	36	— pa.	Thos. Gauthier, Montreal, Que.
Charlotte	1896	Quebec, B.C.	111 4	20 6	4 6	217	77	10 pa.	North British Columbia Navigation Co., Ltd., Vancouver, B.C.
103,909 Charlotte	1862	Chicago, Ill., U.S.A.	135 0	19 4	10 4	380	265	77 se.	Victoria Harbour Lumber Co., Ltd., Victoria Harbour, Ont.
88,622 Charlton	1886	San Francisco, Cal., U.S.A.	200 0	42 0	12 9	1,044	497	150 se.	Canadian Pacific Railway Co., Montreal, Que.
100,793 Charmer	1894	Montreal, Que.	126 5	20 5	7 0	382	170	20 pa.	The Chateaugay & Beauharnois Navigation Co., Chateaugay Basin, Que.
103,099 Chateaugay	1907	Sorel, Que.	61 0	17 6	8 8	55	34	10 se.	Robert Ross, Port Robinson, Ont.
130,282 Chabson	1911	Port Robinson, Ont.	125 0	48 0	12 7	578	184	40 se.	The Dartmouth Ferry Commission, Dartmouth, N.S.
108,683 Chebucto	1897	Kelvinhaugh, Glasgow, G.B.	73 4	18 0	7 8	80	42	28 se.	Canadian Tug Boat Co., Ltd., Vancouver, B.C.
130,493 Cheerful	1912	Fraser Mills, B.C.	175 5	35 1	14 0	1,134	597	131 se.	Union Steamship Co. of British Columbia, Ltd., Vancouver, B.C.
130,805 Chelohsin	1909	Chennaius, B.C.	93 4	22 0	9 8	153	71	40 se.	The Victoria Lumber & Manufacturing Co., Ltd., Victoria, B.C.
126,509 Chemainus	1907	Toronto, Ont.	120 0	23 0	7 2	328	160	41 se.	The Muskoka Lakes Navigation & Hotel Co., Ltd., Toronto, Ont.
125,973 Cherokee	1910	Dublin, Ireland	126 0	28 1	17 0	526	261	65 se.	Union Steamship Co. of British Columbia, Ltd., Vancouver, B.C.
130,309 Cheslakee	1890	Hantsport, N.S.	80 5	17 0	9 0	80	36	16 se.	Gypsum Packet Co., Ltd., Windsor, N.S.
94,738 Chester	1909	Tetrautville, Que.	35 5	9 1	6 5	9	6	4 se.	Charles G. Coristine, Montreal, Que.
126,491 Chickadee	1906	Mahone Bay, N.S.	23 8	5 4	3 0	2	1	5 se.	Arthur W. Cogswell, Halifax, N.S.
126,479 Chico	1861	Liverpool, G.B.	221 0	26 0	10 9	931	510	180 pa.	Niagara Navigation Co., Ltd., Toronto, Ont.
53,588 Chicora	1891	Sorel, Que.	219 0	28 4	11 0	992	593	159 pa.	Richelieu & Ontario Navigation Co., Ltd., Montreal, Que.
110,355 Chicoutimi	1900	Steveston, B.C.	34 7	8 5	3 9	8	5	4 se.	Otojiro Mori, Vancouver, B.C.
126,752 Chidori	1890	Victoria, B.C.	79 5	16 5	7 8	65	39	22 se.	R. Cunningham & Son, Ltd., Port Essington, B.C.
94,820 Chieftain	1901	Selkirk, Man.	80 5	16 0	7 4	61	28	6 se.	Northern Fish Co., Ltd., Selkirk, Man.
111,458 Chieftain	1889	Big Forks, Rainy River, Ont.	52 0	12 0	5 4	40	27	2 se.	F. W. Coates, Fort Frances, Ont.
92,698 Chieftain	1908	Port Greville, N.S.	78 6	17 8	7 2	86	36	16 se.	Pugsley's Shipping, Ltd., Eatonville, N.S.
125,963 Chignecto	1909	Quenesel, B.C.	80 0	16 4	3 2	129	75	12 pa.	John K. McLennan, and Alan J. Adamson, Winnipeg, Man.
126,512 Chilco	1910	Soda Creek, B.C.	134 5	23 5	4 5	435	274	21 pa.	John K. McLennan, and Alan J. Adamson, Winnipeg, Man.
126,945 Chilcotin									

Formerly "Charles Kellogg." Formerly "Sagueneay."

ALPHABETICAL List of Canadian Registered Steam Vessels on Registry Books, &c.—Continued.

LISTE ALPHABÉTIQUE des vapeurs canadiens inscrits sur les registres, etc.—Suite.

Official Number. Numéro officiel.	Name of Ship. Nom du navire.	Port of Registry. Port d'enregistrement.	Built — Construit en	Where Built. — Lieu de construction.	Length in feet and 10ths. Longueur en pieds et 10es.	Breadth in feet and 10ths. Largeur en pieds et 10es.	Depth in feet and 10ths. Profondeur en pieds et 10es.	Gross Tonnage. Tonnage brut.	Registered Tonnage. Tonnage enregistré.	H.P. of Engines and Mode of Propulsion. Puissance des machines en c. v. et mode de propulsion.	Owner or Managing Owner, and Address. Armateur ou propriétaire gérant, et adresse.
117,158	<i>Chinook</i>	New Westminster	1889	Astoria, Ore., U.S.A.	59 0	14 5	4 3	34	23	3 sc.	Kildala Packing Co., Ltd., Vancouver, B.C.
107,726	<i>Chinook</i>	Vancouver	1900	Vancouver, B.C.	46 8	12 3	6 9	22	15	15 sc.	Max. Macgowan, et al., Vancouver, B.C.
122,372	<i>Chippewank</i>	Vancouver	1907	Vancouver, B.C.	23 0	5 9	2 5	2	1	1½ sc.	Allan Purvis, Vancouver, B.C.
100,753	Chippewa	Toronto	1893	Hamilton, Ont.	308 5	36 3	12 5	1,514	764	188 pa.	Niagara Navigation Co., Ltd., Toronto, Ont.
130,234	Choctaw	Port Stanley	1911	Collingwood, Ont.	75 0	16 3	7 7	53	36	6½ sc.	C. F. Stanton and P. L. Glover, J. O., Port Stanley, Ont.
130,865	<i>Chorebon</i>	New Westminster	1911	New Westminster, B.C.	35 2	9 6	3 0	11	8	1½ sc.	Joseph W. Pike, New Westminster, B.C.
131,026	<i>Christella</i>	Vancouver	1912	Vancouver, B.C.	77 8	17 0	8 2	114	78	7 sc.	Inland Transportation Co., Ltd., Vancouver, B.C.
83,163	Christina	Richibucto	1886	Mission Point, Que.	70 3	17 2	5 5	57	36	20 pa.	W. Glover and K. Shievers, Campbellton, N.B.
83,714	Christine	Ottawa	1881	Port Glasgow, G.B.	126 0	17 2	9 9	140	95	40 sc.	John S. Thom, Quebec, Que.
131,127	Chummy	Ottawa	1905	Rockland, Ont.	49 4	9 8	4 4	22	12	2 sc.	William E. Beaton, Ottawa, Ont.
*61,153	Churchill	Owen Sound	1864	Buffalo, N.Y., U.S.A.	110 0	18 5	9 3	150	94	75 sc.	F. J. Harrison, M.O., Owen Sound, Ont.
126,419	Cingalee	Toronto	1905	Toronto, Ont.	65 5	13 0	5 0	59	18	10 sc.	The Minister of Public Works, Ottawa, Ont.
130,858	Circle B	Vancouver	1911	Eburne, B.C.	42 0	10 4	3 7	13	9	1 sc.	Dominic Burns, Vancouver, B.C.

†Formerly "Saguenay." * Formerly "Edsall." †Formerly "Bayfield" and "Harrison."

LIST OF STEAM VESSELS

SESSIONAL PAPER No. 21b

121,960	Cisco.	Port Stanley.	1910	Collingwood, Ont.	72 0	15 2	6 3	42	25	13 sc.	Nathan S. Cornell and Harley Taylor, J.O., Port Stanley, Ont.
111,561	City Queen.	Toronto.	1900	Midland, Ont.	70 5	15 7	4 5	69	42	11 sc.	A. L. Nickerson and C. T. Nickerson, J.O., Midland, Ont.
111,919	City of Bala.	Toronto.	1901	Bala, Ont.	76 3	12 7	4 8	74	47	3 sc.	Anglo-Canadian Leather Co., Ltd., Huntsville, Ont.
71,091	City of Belleville.	Prescott.	1878	St. Catharines, Ont.	89 7	15 4	7 0	101	69	50 sc.	The Prescott & Ogdonsburg Ferry Co., Ltd., Prescott, Ont.
92,734	City of Chatham.	Toronto.	1888	Toronto, Ont.	125 6	31 5	9 0	392	246	150 sc.	St. Joe, Island & Sault Line, Ltd., Sault Ste. Marie, Ont.
.....	City of Dresden.	Windsor, Ont.	1872	Windsor, Ont.	93 0	21 0	8 9	194	124	30 sc.	Chas. D. Sturley, Blenheim, Ont.
126,448	City of Edmonton.	Kenora.	1909	Strathcona, Alta.	132 0	26 8	4 0	301	190	9 pa.	John Walter, Strathcona, Alberta.
63,145	City of Glent.	Hullax.	1871	Great Grimshay, G.B.	135 9	29 4	9 7	199	119	40 sc.	Wm. A. Beattie, Pictou, N.S.
126,401	City of Haileybury.	Ottawa.	1908	Kippewa, Que.	67 0	12 3	6 7	38	26	8 sc.	Transcanning Navigation Co., Ltd., Haileybury, Ont.
126,526	City of Hamilton.	Ottawa.	1874	Buffalo, N.Y., U.S.A.	229 0	32 5	14 0	1,574	869	80 sc.	The Montreal & Lake Erie Steamship Co., Ltd., Toronto, Ont.
107,942	City of Ladysmith.	St. Catharines.	1900	Hamilton, Ont.	69 6	16 0	5 2	35	21	12 sc.	Chas. Ross, Port Maitland, Ont.
92,390	City of London.	Quebec.	1888 1892	Kingston, Ont.	120 0	27 0	7 8	516	294	37 sc.	Achille Bernier, St. Joseph de Lewis, Que.
126,545	City of Lund.	Vancouver.	1909	Lund, B.C.	55 5	13 5	6 9	49	31	9 sc.	Frederick G. Thalin, M.O., Lund, B.C.
117,082	City of Meaford.	Collingwood.	1906	Meaford, Ont.	111 0	21 0	8 5	328	223	28 sc.	J. Perks, F. Perks and E. Perks, J.O., Meaford, Ont.
97,111	City of Midland.	Collingwood.	1890	Owen Sound, Ont.	176 4	28 3	10 7	974	662	38 sc.	Northern Navigation Co., Ltd., Col- lingwood, Ont.
117,073	City of Montreal.	Toronto.	1874	Buffalo, N.Y., U.S.A.	229 0	32 5	14 0	1,554	868	80 sc.	Montreal & Lake Erie Steamship Co., Ltd., Toronto, Ont.
116,393	City of New York.	Cobourg.	1863	Cleveland, O., U.S.A.	136 0	27 6	11 6	292	199	19 sc.	Murray Brown, Toronto, Ont.
**122,018	City of Ottawa.	Ottawa.	1871	Buffalo, N.Y., U.S.A.	229 0	32 5	14 0	1,529	838	80 sc.	Montreal & Lake Erie Steamship Co., Ltd., Toronto, Ont.
122,291	City of Prince Albert.	Prince Albert, Sask.	1906	Prince Albert, Sask.	96 0	20 0	4 5	141	89	6 pa.	Prince Albert Lumber Company, Ltd., Prince Albert, Sask.
100,131	City of Sedkirk.	Winnipeg.	1892 1909	Sedkirk, Man.	143 7	24 0	9 0	293	199	32 sc.	The North West Navigation Co., Ltd., Winnipeg, Man.
1115,571	City of Sydney.	Montreal.	1890	Wallsend-on-Fyne, G.B.	309 4	41 1	21 6	2,948	1,631	319 sc.	The New York, Newfoundland & Halifax Steamship Co., Ltd., Liverpool, G.B.
91,769	City of Toronto.	Montreal.	1895	Owen Sound, Ont.	150 0	21 0	9 2	782	492	34 pa.	Antonie Viar, Cornwall, Ont.
122,400	City of Vernon.	Victoria.	1908	Long Lake, B.C.	50 0	11 2	1 7	19	13	5 sc.	Charles C. Pilkey, Vernon, B.C.
130,887	City of Victoria.	Victoria.	1909	Victoria, B.C.	27 5	6 9	2 6	3	2	4 sc.	Robert Alban, Chemainus, B.C.

1 Formerly "Japan." 2 Formerly "Kathleen." 3 Formerly "China." 4 Formerly "India." 5 Formerly "Rosalind."

ALPHABETICAL LIST of Canadian Registered Steam Vessels on Registry Books, &c.—Continued.

LISTE ALPHABÉTIQUE des vapeurs canadiens inscrits sur les registres, etc.—Suite.

Official Number. Numéro officiel.	Name of Ship. Nom du navire.	Port of Registry. Port d'enregistrement.	Built — Construit en	Where Built. — Lieu de construction.	Length in feet and 10ths. Longueur en pieds et 10es.	Breadth in feet and 10ths. Largeur en pieds et 10es.	Depth in feet and 10ths. Profondeur en pieds et 10es.	Gross Tonnage. Tonnage brut.	Registered Tonnage. Tonnage enregistré.	H. P. of Engines and Mode of Propulsion. Puissance des machines en C.V. et mode de propulsion.	Owner or Managing Owner, — and Address. — Armateur ou propriétaire gérant, — et adresse.
96,76	Clausman	Port Hawkesbury	1890	Port Hawkesbury, N.S.	59 9	10 9	6 6	23	16	12 sc	Robert Stevenson, Wallace, N.S.
107,711	Clausman	Vancouver	1899	Vancouver, B.C.	82 0	17 2	6 8	72	49	5 sc	Coast Steamship Co., Ltd., Vancouver, B.C.
96,813	Clara Hickler	Sault Ste. Marie	1882	Buffalo, N.Y., U.S.A.	41 2	11 7	6 3	42	32	4 sc	John F. Boyd, Sault Ste. Marie, Ont.
111,859	Clara May	Owen Sound	1902	Tobermory, Ont.	39 0	10 0	3 6	9	6	½ sc	Thomas B. Fitzpatrick, Meldrum Bay, Ont.
90,798	Clara W. Young	Vancouver	1888	New Westminster, B.C.	54 5	13 2	5 2	31	21	4 sc	Geo. G. Bushby, Vancouver, B.C.
116,551	Clare	Maitland	1903	Princeport, N.S.	79 0	24 7	6 9	88	60	— sc	R. H. Putnam, Onslow, N.S.
116,776	Clarence	Vancouver	1904	Vancouver, B.C.	46 2	9 5	4 7	13	9	2 sc	F. J. Beale and W. H. Whalen, Vancouver, B.C.
94,384	Clark Bros	Toronto	1890 1901	Toronto, Ont.	80 0	16 2	5 5	92	38	11 sc	Lawrence Soliman, Toronto, Ont.
*116,465	Claxton	Vancouver	1900 1906	Ballard, Wash., U.S.A. Vancouver, B.C.	72 1	18 6	7 1	84	57	10 sc	Wallace Fisheries, Ltd., Vancouver, B.C.
121,741	Clayburn	Vancouver	1906	Vancouver, B.C.	73 0	17 9	8 4	76	51	26 sc	Vancouver Tug & Barge Co., Ltd., Vancouver, B.C.
112,248	Claymore	Vancouver	1902	Vancouver, B.C.	29 4	7 0	2 3	7	5	1 sc	W. McCarthy, et al., Vancouver B.C.
111,679	Clayton	Parishore	1902	Parishore, N.S.	62 8	15 2	5 6	43	24	45 sc	J. F. Bridges Tug Boat Co., Ltd., Gagetown, N.B.
103,170	Cleeve	Vancouver	1897	New Westminster, B.C.	56 6	12 1	6 3	36	24	8 sc	Packers Steamship Co., Ltd., Vancouver, B.C.
100,755	Cleopatra	Toronto	1893	Hamilton, Ont	113 5	16 9	9 2	104	71	32 sc	A. E. Gooderham, Toronto, Ont.

* Formerly "Queen of Pacific."

	1900	Ottawa, Ont.	70 9	16 8	6 4	68	24	7 sc...	The Minister of Public Works, Ottawa, Ont.
126,405 Cliffside	1904	North Sydney, N.S.	39 5	10 5	5 1	13	13	3 sc...	J. Owen James, Wine Harbour, N.S.
112,389 Cliflo	1903	Midland, Ont.	62 0	13 3	6 6	46	29	17 sc...	The Sable & Spanish Room & Slide Co. of Algoma, Ltd., Spanish River, Ont.
116,260 Clipper	1897	Kenora, Ont.	69 5	12 0	4 3	53	32	8 sc...	C. G. Fenwick, et al., Kenora, Ont.
107,197 Clipper	1902	New Westminster, B.C.	51 0	13 0	5 3	35	24	9 sc...	Monarch Towing & Trading Co., Ltd., New Westminster, B.C.
111,998 Clive	1908	Vancouver, B.C.	29 0	8 5	3 2	7	4	1 sc...	Wm. J. Davidson, Vancouver, B. C.
126,213 Cloustra	1908	Vancouver, B.C.	37 0	9 3	3 8	7	5	1 sc...	Leonard A. Hayman, Kelowna, B. C.
126,292 Clovelly	1905	Montreal	31 0	7 9	6 3	8	6	2 c...	Mrs. Jannet T. Pitts, Montreal, Que.
126,486 Chazan	1882	Goderich, Ont.	60 0	13 8	5 7	28	19	19 sc...	Dominion Fish Co., Ltd., Winnipeg, Man.
77,779 Chucas	1903	New Westminster, B.C.	45 0	11 4	4 1	28	19	2 sc...	The St. Mungo Canning Co., Ltd., New Westminster, B.C.
111,957 Clutha	1889	Vancouver, B.C.	80 0	16 0	6 0	68	46	5 sc...	J. B. Nowcomb, M.O., Vancouver, B.C.
94,898 Clyde	1901	St. John, N.B.	39 7	8 0	3 5	10	7	1 sc...	H. R. Roberts, St. John, N.B.
111,520 Clymeno	1904	Shelburne, N.S.	72 0	24 2	7 0	72	49	17 sc...	The Southern Salvage Co., Ltd., Liverpool, N.S.
116,651 Coast Guard	1882	Sunderland, G.B.	230 0	33 1	16 0	1,063	689	130 sc...	Black Diamond Steamship Co., Ltd., Montreal, Que.
86,071 Coban	1902	Cobocouk, Ont.	30 7	12 4	3 1	9	6	8 pa...	Mrs. C. McFadden, Fenelon Falls, Ont.
111,938 Cobocouk	1876	Fenelon Falls, Ont.	80 8	15 8	5 0	103	86	40 pa...	Wm. Shields, Cobocouk, Ont.
71,165 Cobocouk	1902	Dartmouth, N.S.	31 5	5 5	3 3	3	3	8 sc...	Charles E. Judge, Halifax, N.S.
111,431 Coek O' the North	1911	Seattle, Wash., U.S.A.	44 6	12 6	4 9	19	13	2½ sc...	Wallace Fisheries, Ltd., Vancouver, B.C.
133,852 Cohoc	1902	Seattle, Wash., U.S.A.	35 1	9 4	3 1	11	7	12 sc...	W. H. Whitely, et al., Victoria, B.C.
116,404 Colby	1891	Dartmouth, N.S.	63 8	20 8	5 5	52	35	25 sc...	Alfred G. Heller, Halifax, N.S.
96,863 Collector	1909	Seattle, Wash., U.S.A.	78 5	14 2	7 1	56	38	4 sc...	John Arbutnot, Victoria, B.C.
130,881 Colleen	1903	Vancouver, B.C.	28 6	9 0	3 9	5	3	1 sc...	Frederick Keeling, Vancouver, B.C.
112,253 Colleen Ordre	1910	Victoria, B.C.	54 2	15 2	7 5	46	23	9½ sc...	R. J. Jameson, Victoria, B.C.
126,519 Collage Widow	1907	Collingwood, Ont.	38 0	50 0	23 0	4,529	3,480	163 sc...	The Farrar Transportation Co., Ltd., Collingwood, Ont.
117,089 Collingwood	1910	Lauson, Que.	120 6	34 0	15 5	559	338	87 sc...	Lewis Perry, Ltd., Lewis, Que.

ALPHABETICAL LIST of Canadian Registered Steam Vessels on Registry Books, &c.—Continued.

LISTE ALPHABÉTIQUE des vapeurs canadiens inscrits sur les registres, etc.—Suite.

Official Number. Numéro officiel.	Name of Ship. Nom du navire.	Port of Registry. Port d'enregistrement.	Built Construit en	Where Built. Lieu de construction.	Length in feet and 10ths. Longueur en pieds et 10 ^{es} .	Breadth in feet and 10ths. Largeur en pieds et 10 ^{es} .	Depth in feet and 10ths. Profondeur en pieds et 10 ^{es} .	Gross Tonnage. Tonnage brut.	Registered Tonnage. Tonnage enregistré.	H. P. of Engines and Mode of Propulsion. Puissance des machines en c.v. et mode de propulsion.	Owner or Managing Owner, and Address. Armateur ou propriétaire gérant, et adresse.
80,911	Colonel By.....	Prescott.....	Ogdensburg, N.Y., U.S.A.	45 0	9 2	3 9	9	6	9 se ...	P. Fligh, Burritt's Rapids, Ont.
112,395	Colonge.....	Ottawa.....	1961	Sand Point, Ont.....	47 7	17 9	3 6	18	12	20 pa ...	Gillies Bros. Co., Ltd., Braeside, Ont.
122,012	Colonial.....	Ottawa.....	1906	Kippewa Lake, Que....	52 0	12 3	4 4	47	25	9 se ...	Colonial Lumber Co., Ltd., Pembroke Ont.
103,892	Columbia.....	New Westminster....	1896	Nakusp, B.C.....	77 0	14 5	6 4	50	34	17 se ...	Canadian Pacific Railway Co., Montreal, Que.
126,899	Columbia.....	Vancouver.....	1910	New Westminster, B.C..	86 6	16 4	7 1	106	64	16 se ...	Columbia Coast Mission, (Inc.) Vancouver, B.C.
94,939	Comet.....	Port Hope.....	1855	Lake Scougog, Ont.	45 0	8 0	1 2	8	3	7 se ...	Josiah Ball, Fesserton, Ont.
94,799	Comet.....	Richibucto.....	1901	Bass River, N.B.....	51 0	9 5	3 7	21	14	15 se ...	John D. Walker, Bass River, N.B.
92,450	Comet.....	Toronto.....	1887	Milford Bay, Ont.....	60 0	11 5	5 0	20	14	2 se ...	The Rathbun Co., Deseronto, Ont.
*90,523	Comfort.....	Chatham, Ont.....	1891	Rondeau, Ont.....	43 0	13 0	3 3	14	12	10 se ...	John D. MacDonald, Sarnia, Ont.
97,067	Commodore.....	Halifax.....	1891	Charlottetown, P.E.I....	48 2	9 8	5 0	13	8	20 se ...	William N. Wickwire, Halifax, N.S.
103,450	Commodore.....	Ottawa.....	1895	Carleton Place, Ont.....	36 2	8 2	3 0	3	3	6 se ...	Colin McIntosh, Carleton Place, Ont.
.....	Commodore.....	Port Hope.....	1867	Lindsay, Ont.....	96 0	16 8	5 0	175	110	George Crandell, Lindsay, Ont.
107,487	Commodore.....	Sault Ste. Marie....	1885	Manitowoc, Wis., U.S.A.	59 0	14 5	7 3	40	22	— se ...	Joseph Ganley, Sault Ste. Marie, Ont.
122,363	Commodore.....	Vancouver.....	1907	Vancouver, B.C.....	119 6	26 1	14 5	318	216	52 se ...	The British Columbia Mills Timber & Trading Co., Vancouver, B.C.

* Formerly "Vera."

SESSIONAL PAPER No. 21b

75,699	Commodore Hoff- well.	Quebec	1878	Quebec, Que	31 4	9 3	4 2	10	3	10 se	The Sherbrooke Lumber Co., Sher- brooke, Que.
116,267	Commodore Jarvis	Toronto	1903	Bronté, Ont	109 0	27 0	6 0	287	97	11 se	Sand & Dredging, Ltd., Toronto, Ont.
117,015	Commodore McRae	Vancouver	1905	Vancouver, B.C.	22 7	6 2	3 0	2	2	½ se	R. Hamilton, Vancouver, B.C.
71,614	Como	Montreal	1875	Sorel, Que.	95 0	17 2	5 2	75	47	16 pa.	The La Fariere Lumber Co., Ltd., Montreal, Que.
100,202	Conox.	Vancouver	1891	Vancouver, B.C.	101 0	18 1	5 2	101	60	24 se	The Union Steamship Co., of British Columbia, Ltd., Vancouver, B.C.
† 128,268	Congreval	Toronto	1882	Mt. Clemens, Mich., U.S.	164 0	31 3	13 0	672	333	48 se	The Conger Coal Co., Ltd., Toronto, Ont.
‡ 116,633	Connors Bros.	Yarmouth	1904	Shelburne, N.S.	97 0	21 6	9 0	134	49	30 se	The Maritime Steamship Co., Ltd., Black's Harbour, N.B.
100,412	Constances.	Ottawa	1891	Owen Sound, Ont.	115 6	19 6	11 2	185	126	50 se	The Minister of Customs, Ottawa, Ont.
103,686	Constances.	Toronto	1898	Gravenhurst, Ont.	82 0	13 6	5 0	52	35	2 se	J. L. Peart, et al., Bracebridge, Ont.
94,849	Constance.	Vancouver	1890	Victoria, B.C.	66 0	14 4	6 9	50	29	22 se	John D. McNeill, et al., J. O., Vancouver, B.C.
116,463	Constance	Vancouver	1903	Vancouver, B.C.	35 8	9 5	3 8	11	8	2 se	Arthur R. Barrow, Hills Island, B.C.
117,016	Constance	Vancouver		New Westminster, B.C.	50 0	11 0	5 5	23	16	10 se	Hans Blakstad, Vancouver, B.C.
64,996	Contest.	Quebec	1872	Quebec, Que	132 3	23 0	10 5	274	104	100 pa.	Julien Chabot, Lévis, Que.
			1835	Lévis, Que.							
126,459	Contrecoeur	Sorel	1910	Sorel, Que.	83 3	22 7	8 1	174	74	48 se	The Minister of Marine and Fisheries, Ottawa, Ont.
130,885	Convoyor	Victoria	1912	Tete James Cache, B.C.	141 7	34 8	5 2	725	457	15 pa.	John W. Stewart, Vancouver, B.C.
130,398	Cozoocatche	Montreal	1910	Grandes Piles, Que.	23 6	4 6	2 3	1	4	½ se	Jean A. Lafontaine, Grandes Piles, Que.
100,205	Caquiham	Vancouver	1892	Vancouver, B.C.	120 0	22 0	9 6	256	166	28 se	The Union Steamship Co., of British Columbia, Ltd., Vancouver, B.C.
114,933	Coru.	Lindsay	1902	Port Parry, Ont.	55 3	9 9	1 6	23	16	1 se	J. B. Roweman, Port Perry, Ont.
92,445	Coru.	Toronto	1887	Toronto, Ont.	32 3	7 5	3 2	4	3	1 se	Oliver B. Sheppard, Toronto, Ont.
126,878	Cora Gartie	Digby	1911	Deer Island, N.B.	64 0	16 3	7 0	30	24	½ se.	W. G. Crocker, Freeport, N.S.
116,220	Corinne	Montreal	1933	St. Joseph de Lévis, Que.	48 5	12 3	5 0	23	9	4 se	W. J. Peapore, Montreal, Que.
*71,609	Cornewall	Kingston	1874	Kingston, Ont.	176 6	27 1	9 9	688	304	61 pa.	The Galvin Co., Ltd., Garden Island, Ont.
103,673	Corona	Toronto	1896	Toronto, Ont.	270 3	32 4	12 5	1,274	649	310 pa.	Niagara Navigation Co., Ltd., For- onto, Ont.
88,240	Correlia	Brockville	1889	Brockville, Ont.	30 8	7 2	3 4	4	3	5 se	M. Kenville, Brockville, Ont.

† Foreign name "A. Weston." ‡ Formerly "Granville." * Formerly "Algerian."

ALPHABETICAL LIST of Canadian Registered Steam Vessels on Registry Books, &c.—Continued.

LISTE ALPHABÉTIQUE des vapeurs canadiens inscrits sur les registres, etc.—Suite.

Official Number. Numéro officiel.	Name of Ship. Nom du navire.	Port of Registry. Port d'enregistrement.	Built Construit en	Where Built Lieu de construction.	Length in feet and 10ths. Longueur en pieds et 10es.	Breadth in feet and 10ths. Largeur en pieds et 10es.	Depth in feet and 10ths. Profondeur en pieds et 10es.	Gross Tonnage. Tonnage brut.	Registered Tonnage. Tonnage enregistré.	H.P. of Engines and Mode of Propulsion. c. v. et mode de propulsion	Owner or Managing Owner, and Address. Armateur ou propriétaire gérant, et adresse.
126,177	Corsande.....	New Westminster.....	1907	New Westminster, B.C.	29 6	8 0	3 6	8	6	1 sc...	British Canadian Lumber Corporation, Ltd., Montreal, Que.
107,890	Courier.....	Montreal.....	1909	Montreal, Que.....	36 9	9 3	6 2	12	8	3 sc...	Harbour Commissioners of Montreal, Montreal, Que.
†66,949	Courtenay.....	St. John, N.B.....	1874	Portland, N.B.....	73 0	20 0	8 2	87	24	50 sc	The Minister of Public Works, Ottawa, Ont.
116,775	Coutli.....	Vancouver.....	1904	Vancouver, B. C.....	71 4	18 8	9 8	99	68	28 sc...	Coutli Tug & Barge Co., Ltd., Vancouver, B.C.
121,837	Covenhoven.....	St. John, N.B.....	1906	Southampton, G.B.....	28 0	8 1	4 2	11	6	8 sc...	Sir William Van Horne, Montreal, Que.
126,210	Cowichan.....	Vancouver.....	1908	Ayr, Scotland.....	157 1	32 1	13 5	962	520	151 sc...	Gordon T. Legg, Vancouver, B.C.
126,233	Craigflower.....	Victoria.....	1908	Victoria, B.C.....	65 0	12 3	2 8	21	12	2 pa...	James J. Sloan, Port Essington, B.C.
116,844	Crawford.....	Owen Sound.....	1905	Wiaraton, Ont.....	86 0	15 9	6 5	50	37	31 sc...	W. M. Tyson, Wiaraton, Ont.
111,533	Crescent.....	Vancouver.....	1896	Vancouver, B.C.....	28 6	7 7	2 6	3	2	1 sc...	Wesley Newton, Vancouver, B.C.
126,231	Creston.....	Victoria.....	1908	Nelson, B.C.....	35 4	8 9	2 7	5	3	1 pa...	George W. Hale, Nelson B.C.
107,796	Crocket.....	St. John, N.B.....	1894	St. John, N.B.....	36 5	7 3	3 6	5	3	4 sc...	Hon. J. Israel Tarte, Montreal, Que.
130,557	Crombie.....	Vancouver.....	1911	Chase, B.C.....	89 4	18 1	7 2	162	102	6 sc	Adams River Lumber Co., Ltd., Chase, B.C.
75,431	Cruiser.....	Toronto.....	1887	Portsmouth, Ont.....	87 5	14 5	6 5	86	48	20 sc...	John B. Miller, Toronto, Ont.

† Formerly "Hercules".

SESSIONAL PAPER No. 216

122,368	<i>Cruiser</i>	Vancouver	1907	Fir, Wash., U.S.A.	29 0	9 2	4 3	12	8	1 1/2 sc	Davidson-Ward Co., Ltd., Vancouver, B.C.
78,014	<i>Cruiser</i>	Winnipeg	1880	Kenora, Ont.	39 5	10 0	3 9	27	16	1 sc	Keewatin Lumber Co., Ltd., Keewatin, Ont.
••130,677	<i>Charger</i>	Lunenburg	1898	Keewatin, Ont.	40 8	10 0	5 2	11	10	3/4 sc	Thomas Smith, Port Monton, N.S.
130,568	<i>Capram</i>	Vancouver	1911	Tancook, N.S.	59 5	11 4	5 8	29	19	3 1/2 sc	Britannia Mining & Smelting Co., Ltd., Britannia Beach, B.C.
100,663	<i>Curlew</i>	Bellefleur	1895	Vancouver, B.C.	35 2	7 0	2 9	9	6	5 sc	H. A. Cartwright, Belleville, Ont.
100,413	<i>Curlew</i>	Ottawa	1892	Kingston, Ont.	116 3	19 8	11 3	158	96	50 sc	The Minister of the Naval Service, Ottawa, Ont.
122,178	<i>Curlew</i>	Port Arthur	1896	Owen Sound, Ont.	77 0	16 5	8 0	85	58	10 sc	The Great Lakes Dredging Co., Ltd., Port Arthur, Ont.
116,638	<i>Cygnel</i>	Kenora	1903	Ogdensburg, N.Y., U.S.A.	32 0	9 0	3 0	1	3	1 sc	George R. Crowe, Winnipeg, Man.
111,877	<i>Cygnel</i>	Liverpool	1907	Kenora, Ont.	37 3	9 9	5 0	11	8	2 sc	Liverpool Fish Co., Ltd., Liverpool, N.S.
117,019	<i>Cygnel</i>	Vancouver	1902	Vancouver, N.S.	25 8	10 4	3 4	6	4	2 sc	The Maple Ridge Creamery & Fruit Canning Co., Ltd., Port Hammond, B.C.
112,290	<i>Cygnel</i>	Winnipeg	1902	Vancouver, B.C.	50 0	12 0	4 5	18	12	15 sc	Nelson River Packing Co., Ltd., Selkirk, Man.
103,573	<i>Cynthia</i>	Collingwood	1897	Selkirk, Man.	60 0	11 6	6 4	35	21	4 sc	Dominion Fish Co., Ltd., Winnipeg, Man.
107,896	<i>Cynthia (The)</i>	Montreal	1900	Collingwood, Ont.	18 0	4 5	2 0	1	1	1 sc	F. Adams Briggs, Waterloo, Que.
121,729	<i>Cypress Queen</i>	Vancouver	1905	Racine, Wis., U.S.A.	33 0	10 0	4 8	17	11	2 sc	Charles Thulin, Lund, B.C.
103,907	<i>Czar</i>	Victoria	1897	Acraon Sound, B.C.	101 0	21 5	11 0	152	93	56 sc	The Canadian Pacific Railway Co., Montreal, Que.
125,096	D. and G.	St. Catharines	1909	Victoria, B.C.	58 2	14 1	7 4	11	28	6 sc	George Jones, Port Maitland, Ont.
122,029	<i>D. F. Co. /</i>	Liverpool	1907	Port Maitland, Ont.	22 6	9 8	4 5	7	6	1 sc	John F. Seldon, Liverpool, N.S., and William H. Duggell, Whitepoint, N.S., J.O.
72,575	D. G. West	Kingston	1874	Lunenburg, N.S.	80 4	13 8	5 0	60	32	30 sc	J. Fleming, Toronto, Ont.
122,283	D. D. Mann	Sheburne	1907	Clayton, N.Y., U.S.A.	73 0	21 6	4 3	130	89	13 sc	The Town of Lockeport, N.S.
85,415	D. J. Burke	Midland	1882	Sheburne, N.S.	71 0	18 2	8 8	97	47	10 sc	David James Burke, Midland, Ont.
100,725	D. J. Purdy	Montreal	1893	St. Catharines, Ont.	112 2	21 4	8 4	228	129	31 pa	The Crystal Steam Steamship Co., Ltd., St. John, N.E.
71,134	D. P. Day	Montreal	1866	Montreal, Que.	35 1	11 0	4 1	11	6	6 sc	Lyon Cohen, Montreal, Que.

* Formerly a sailing vessel. † Formerly "Waubausbene." ‡ Formerly "Shucmes."

ALPHABETICAL LIST of Canadian Registered Steam Vessels on Registry Books, &c.—Continued.

LISTE ALPHABÉTIQUE des vapeurs canadiens inscrits sur les registres, etc.—Suite.

Official Number. Numéro officiel.	Name of Ship. Nom du navire.	Port of Registry. Port d'inscription.	Built — Construit en	Where Built. Lieu de construction.	Length in feet and 10ths. Longueur en pieds et 10es.	Breadth in feet and 10ths. Largeur en pieds et 10es.	Depth in feet and 10ths. Profondeur en pieds et 10es.	Gross Tonnage. Tonnage brut.	Registered Tonnage. Tonnage enregistré.	H. P. of Engines and Mode of Propulsion. Puissance des machines en c.v. et mode de propulsion	Owner or Managing Owner, and Address. Armateur ou propriétaire gérant, et adresse.
71,104	D. R. Van Allen.	Toronto	1874	Chatham, Ont.	136 0	26 0	10 0	318	216	87 sc	Wm. C. Thompson, Port Arthur, Ont.
126,655	D. S. Pratt.	Midland	1911	Midland, Ont.	81 3	20 0	10 5	161	74	42 sc	The Canadian Dredging Co., Ltd., Midland, Ont.
90,530	D. W. Crow	Chatham, Ont.	1902	Chatham, Ont.	63 0	13 0	6 0	31	18	6½ sc	Norman Procter, Little Current, Ont.
116,361	D. McLeod	Goderich	1903	Goderich, Ont.	69 3	15 0	6 5	36	25	11 sc	Dominion Fish Co., Ltd., Winnipeg, Man.
97,119	D'Alton McCarthy	Collingwood	1893 (1909)	Collingwood, Ont. Amherstburg, Ont.	65 8	15 5	6 0	45	30	14 sc	Wm. G. Goodchild, Trp. of Malden, Ont.
*107,682	Dack	Belleville	1898	Clayton, N.Y., U.S.A.	46 5	9 3	3 3	18	12	5 sc	Wm. and W. G. Black, Belleville, Ont.
130,823	Dagon	Lunenburg	1912	Tancook, N.S.	45 0	10 4	5 8	13	12	1 sc	Ernest Covey, M.O., Tancook, N.S.
112,222	Dahinda	St. John, N.B.	1902	St. Joseph, Mich., U.S.A.	25 5	6 0	2 3	2	1	4½ sc	R. S. FitzRandolph, Fredericton, N.B.
103,049	Daisy	Ottawa	1890	Carleton Place, Ont.	30 2	6 2	2 0	2	1	3 sc	Claude McLachlin, Armprior, Ont.
100,657	Daisy	Ottawa		Alexandria Bay, N.Y., U.S.A.	39 0	6 1	3 1	2	2	5 sc	G. B. Magee, Merrickville, Ont.
100,465	Daisy	Quebec	1893	Quebec, Que.	41 6	11 0	4 5	15	10	12 sc	The Minister of Public Works, Ottawa, Ont.
112,245	Daisy	Vancouver	1902	Vancouver, B.C.	35 8	9 8	4 2	13	9	8 sc	Robert Hanna, Vancouver, B.C.
88,375	Daisy	Victoria	1885	Comox, B.C.	71 0	14 4	5 6	47	25	11 sc	Albert Berquist, Sidney, B.C.
111,457	Daisy	Winnipeg	1901	Selkirk, Man.	57 5	12 0	6 0	27	8	3 sc	James G. Dagg, Winnipeg, Man.

* Formerly "Dean."

SESSIONAL PAPER No. 21b

103,658	Daisy Moore	Winnipeg	1884	Lorain, O., U.S.A.	57 0	12 0	5 2	38	21	3 so	The Rat Portage Cold Storage & Produce Co., Ltd., Kenora, Ont.
130,312	Dalhousie City	Toronto	1900	Kenora, Ont.	199 8	37 0	20 7	1256	752	115 so	Mackenzie, Mann & Co., Limited, Toronto, Ont.
126,824	Dan Patch	Lauenburg	1909	Collingwood, Ont.	41 2	10 8	5 6	12	12	3 so	Robert Levy, Lauenburg, N.S.
116,805	Dandy	Sorel	1905	Tancook, N.S.	72 0	17 0	8 0	77	36	19 so	J. Larrivee, Stee. Anne de Bellevue, Que.
116,736	Daniel	St. John, N.B.	1904	Hull, Que.	50 8	12 9	5 8	29	20	12 so	River Valley Lumber Co., Ltd., Oromocto, N.B.
117,058	Dawie Goodwin	Camso	1907	St. John, N.B.	48 8	14 9	6 0	21	21	4 so	Schnell R. Filillard, Rose Bay, Nfld.
122,028	Daphne	Liverpool		Dartmouth, N.S.	44 0	10 4	4 6	11	7	5 so	Vincent J. Paton, and Fred. W. Clark, Bridgewater, N.S.
122,364	Daphne	Vancouver	1906	U.S.A.	26 0	7 3	2 9	9	6	1 so	William R. Arnson, Lund, B.C.
131,160	Daphroua	Vancouver	1912	Lund, B.C.	57 3	13 0	8 0	41	28	3½ so	Wilfrid F. Brougham, Vancouver, B.C.
122,875	Daring	Vancouver	1907	Hong Kong	72 0	17 8	8 0	81	55	16 so	William W. White, Vancouver, B.C.
116,948	Dart	Kenora	1904	Vancouver, B.C.	21 0	6 0	2 3	2	1	4 so	The Scott Hudson Building Co., Ltd., Kenora, Ont.
90,889	Dartmouth	Halifax	1888	Kenora, Ont.	136 0	28 4	10 7	311	196	75 pa	The Dartmouth Ferry Commission, Dartmouth, N.S.
111,599	Dauntless	New Westminster	1901	Yarmouth, N.S.	92 0	20 5	9 5	128	80	27 so	Westminster Towing & Fishing Co., Ltd., New Westminster, B.C.
121,352	Dauntless	Port Stanley	1906	New Westminster, B.C.	47 6	11 9	6 0	23	16	3 so	Ervin and Edwin Smaile, J.O., Port Bruce, Ont.
90,579	Dauntless	Toronto	1884	Port Bruce, Ont.	44 6	8 0	4 5	8	5	1 so	S. C. Macdonald, Dunnville, Ont.
122,361	Dauntless	Vancouver	1902	Gravenhurst, Ont.	32 1	7 3	3 5	10	7	3 so	James S. Emmetson, Vancouver, B.C.
85,306	David G. Thomson	Montreal	1833	Bellingham, Wash., U.S.A.	103 3	17 3	9 8	182	75	200 so	Montreal Transportation Co., Ltd., Montreal, Que.
130,589	David McTab	Halifax	1912	Kingston, Ont.	68 6	17 5	8 7	53	34	2½ so	McNab Resort Co., Ltd., Halifax, N.S.
116,368	David Marwick	Goderich	1905	Mahone Bay, N.S.	60 0	13 8	6 2	30	20	13 so	Wm. Leslie, A. Leslie and Geo. E. Belrose, Tobernory, Ont.
112,168	David Ritchie	Chatham, N.B.	1903	Tobermory, Ont.	61 0	14 0	5 1	25	16	14 so	Allan Ritchie, Newcastle, N.B.
130,541	Dary Jones	Vancouver	1907	Chatham, N.B.	73 0	12 3	5 4	34	23	6 so	E. B. Deane, Vancouver, B.C.
90,820	Dawn	Port Hope	1888	Everett, Wash., U.S.A.	48 0	10 4	6 5	20	16	10 so	S. Purser, Hall's Bridge, Ont.
121,833	Dawn	St. John, N.B.	1902	Lakeland, Ont.	26 0	7 0	3 0	5	3	1½ so	Shanon Wellington Conrad, St. Croix, N.B.
112,174	Dawn	Toronto	1900	St. John, N.B.	27 0	6 5	2 0	3	2	1 so	Jos. Cooper, Bracebridge, Ont.
116,445	Dawson	Shelburne	1903	Toronto, Ont.	58 0	13 4	5 7	37	17	12 so	Nova Camerics, Ltd., Halifax, N.S.

ALPHABETICAL LIST of Canadian Registered Steam Vessels on Registry Books, &c.—Continued.

LISTE ALPHABÉTIQUE des vapeurs canadiens inscrits sur les registres, etc.—Suite.

Official Number. Numéro officiel.	Name of Ship. Nom du navire.	Port of Registry. Port d'enregistrement.	Built Construit en	Where built. Lieu de construction.	Length in feet and 10ths. Longueur en pieds et 10 ^{es} .	Breadth in feet and 10ths. Largeur en pieds et 10 ^{es} .	Depth in feet and 10ths. Profondeur en pieds et 10 ^{es} .	Gross Tonnage. Tonnage brut.	Registered Tonnage. Tonnage enregistré.	H.P. of Engines and Mode of Propulsion. Puissance des machines en c.v. et mode de propulsion.	Owner or Managing Owner, and Address. Armateur ou propriétaire gérant, et adresse.
107,836	Dawson	Victoria	1901	White Horse, Y.T.	167 0	34 0	4 5	779	491	19 hp.	The British Yukon Navigation Co., Ltd., Vancouver, B.C.
116,695	Day Star	Kenora	1903	Kenora, Ont.	31 0	8 5	4 0	15	9	1 sc.	Foreign Mission Committee of the Pres- byterian Church, Kenora, Ont.
126,225	De Lot	Sarnia	1900	Sombra, Ont.	16 7	4 6	1 5	1	1	1 sc.	Thomas W. Whiteley, Sombra, Ont.
107,404	De St. Juste	Quebec	1893	St. Laurent, Isle of Or- leans, Que.	37 5	7 7	3 3	5	4	8 sc.	Jean Baptiste E. Letellier, Quebec, Que.
131,063	De Wit	Lunenburg	1908	Lunenburg, N.S.	43 9	11 0	5 5	12	11	1 sc.	Francis Mason, Eastern Point, N.S.
130,497	Deborah	New Westminster	1912	Annieville, B.C.	29 5	8 4	3 0	6	4	1/2 sc.	Jens Gundersen, Annieville, B.C.
116,744	Defiance	Halifax	1904	Shelburne, N.S.	61 7	13 7	6 5	38	26	13 1/2 sc.	Nova Canneries, Ltd., Halifax, N.S.
107,717	Defiance	Vancouver	1897	Tacoma, Wash., U.S.A.	62 0	16 0	5 1	101	69	5 sc.	North Arm Steamship Co., Ltd., Vancouver, B.C.
126,806	Delbert D.	Yarmouth	1910	Meteghan River, N.S.	61 0	15 3	7 6	44	16	14 sc.	The Southern Salvage Co., Ltd., Liverpool, N.S.
130,621	Delmon LeBlanc	Yarmouth	1911	Wedgeport, N.S.	37 6	10 7	4 6	10	9	1 sc.	James R. LeBlanc, Wedgeport, N.S.
130,948	Delia H.	Lunenburg	1912	Tancook, N.S.	41 4	10 4	5 3	12	11	1/2 sc.	Joseph Hirtle, Tancook, N.S.
96,856	Delila	Sarnia	1896	Port Huron, Michigan, U.S.A.	32 0	6 2	3 4	4	3	2 sc.	Jos. David, Carmanah, Ont.
130,532	Delilah C.	Montreal	1907	Bayonne, N. J., U.S.A.	56 5	10 1	4 4	23	16	3 1/2 sc.	Samuel Carsley, Montreal, Que.
61,134	Delisle	Montreal	1869	Buffalo, N. Y., U.S.A.	62 4	14 8	7 4	46	17	50 sc.	The Minister of Public Works, Otta- wa, Ont.

SESSIONAL PAPER No. 21b

	1902	Tacoma, Wash., U.S.A.	16 0	5 2	1 7	1	1	4 80	
117,004 <i>Delphia</i>	Vancouver.....							Hugh P. Smith, Vancouver, B.C.	
90,618 <i>Delta</i>	Moncton.....	1889 } Hillsboro, N.B.....	34 5	12 8	4 8	20	12	Edward Kimmie, Riverside, Albert Co., N.B.	
100,614 <i>Delta</i>	Vancouver.....	1889 } Victoria, B.C.....	47 5	9 5	4 4	15	10	Abernethy & Loughheed, Ltd., Port Haney, B.C.	
90,805 <i>Delta</i>	Victoria.....	1886 } Leachor's Landing, B.C.....	54 0	14 0	4 3	25	17	J. A. Goodale, Nanaimo, B.C.	
121,669 <i>Denisa</i>	Quebec.....	1905 } Portneuf, Que.....	55 8	14 8	6 4	38	26	Cie Etienne Dussault, Lewis, Que.	
131,107 <i>Denise S.</i>	Montreal.....	1912 } Sorel, Que.....	54 6	14 6	6 4	54	26	The Sincennes McNaughton Line Ltd., Montreal, Que.	
130,708 <i>Denman</i>	Vancouver.....	1911 } Steveston, B.C.....	35 8	9 0	4 0	10	7	R. Kavanura, Bonnam Island, B.C.	
103,310 <i>Denver</i>	Vancouver.....	1896 } New Westminster, B.C.....	36 0	8 5	3 8	9	6	Canadian Pacific Ry. Co., Montreal, Que.	
103,889 <i>Derry</i>	Ottawa.....	1897 } Ottawa, Ont.....	35 8	9 1	3 0	3	3	Basit Tessier, Pembroke, Ont.	
126,066 <i>Derry</i>	Charlottetown.....	1909 } Canoe Cove, P.E.I.....	38 4	9 2	2 9	6	5	John T. Inman, Canoe Cove, P.E.I.	
107,422 <i>Derry Carne</i>	Brookville.....	1900 } Racine, Wis., U.S.A.....	15 5	4 5	2 8	3	2	W. D. Morris, Ottawa, Ont.	
126,554 <i>Des Brisay</i>	Vancouver.....	1909 } Vancouver, B.C.....	48 5	13 2	5 2	33	23	The Rat Portage Lumber Co., Ltd., St. Boniface, Man.	
96,986 <i>Despatch</i>	New Westminster.....	1888 } Revelstoke, B.C.....	51 0	10 8	4 5	37	23	Columbia & Kootenay Steam Nav. Co., Ltd., Nelson, B.C.	
103,297 <i>Despatch</i>	New Westminster.....	1889 } Seattle, Wash., U.S.A.....	33 6	9 0	2 9	7	5	The Alberta & B.C. Exploration Co., Ltd., London, Eng.	
112,302 <i>Despatch</i>	Winnipeg.....	1904 } Selkirk, Man.....	42 6	9 6	4 0	14	10	The Winnipeg Fish Co., Ltd., Winnipeg, Man.	
130,910 <i>Dezer</i>	Vancouver.....	1911 } Seattle, Wash., U.S.A.....	40 0	12 5	5 2	23	15	Peter Wallace, Vancouver, B.C.	
100,635 <i>Diamond</i>	Parsboro.....	1894 } Pictou, N.S.....	43 3	12 4	5 6	25	15	Burpee Tupper, Parsboro, N.S.	
100,594 <i>Diano</i>	Montreal.....	1891 } Sorel, Que.....	65 3	10 0	4 8	23	16	H. Beauchemin, Sorel, Que.	
177,607 <i>Dianthus</i>	Liverpool.....	1909 } Montague Bridge, P.E.I.....	58 0	18 8	7 0	49	33	Ponwick W. Hatt, Liverpool, N.S.	
122,254 <i>Dick</i>	Quebec.....	1906 } Montanagny, Que.....	71 4	16 0	4 4	42	27	The Price Bros. & Co., Ltd., Quebec, Que.	
103,930 <i>Dickson</i>	Peterborough.....	1890 } Simcoe, Ont.....	28 6	10 0	3 3	16	10	The Dickson Co., Peterborough, Ont.	
64,615 <i>Dirigo</i>	St. John, N.B.....	1872 } Carleton, N.B.....	66 2	17 5	9 1	70	48	The Beaver Dredging Co., Ltd., St. John, N.B.	
130,619 <i>Distributon</i>	Victoria.....	1912 } Kamloops, B.C.....	143 0	35 0	5 3	624	333	John M. Mercer, Vancouver, B.C.	
59,906 <i>Diver</i>	Quebec.....	1869 } St. Thomas, Que.....	72 5	23 5	8 4	86	59	Pierre Bégin, Quebec, Que.	

* Formerly a sailing vessel. † Formerly a sailing vessel.

ALPHABETICAL LIST of Canadian Registered Steam Vessels on Registry Books, &c.—Continued.

LISTE ALPHABÉTIQUE des vapeurs canadiens inscrits sur les registres, etc.—Suite.

Official Number. Numéro officiel.	Name of Ship. Nom du navire.	Port of Registry. Port d'enregistrement.	Built Construit en	Where Built. Lieu de construction.	Length in feet and 10ths. Longueur en pieds et 10es.	Breadth in feet and 10ths. Largeur en pieds et 10es.	Depth in feet and 10ths. Profondeur en pieds et 10es.	Gross Tonnage. Tonnage brut.	Registered Tonnage. Tonnage enregistré.	H.P. of Engine and Mode of Propulsion. Puissance des machines et c.v. et mode de propulsion.	Owner or Managing Owner, and Address. Armateur ou propriétaire gérant, et adresse.
126,214	<i>Dodger</i>	Vancouver.....	1908	Port Moody, B.C.....	30 5	8 7	3 0	5	3	3 sc..	Raymond Wooldridge, Port Moody B.C.
122,517	<i>Dola</i>	Vancouver.....	1907	Vancouver, B.C.....	96 3	21 8	10 9	176	129	39 sc..	Vancouver Tug & Barge Co., Ltd., Vancouver, B.C.
100,664	<i>Dolce</i>	Kingston.....	1894	Gananoque, Ont.....	42 3	7 4	2 9	5	3	8 sc..	J. W. Church, Gananoque, Ont.
107,219	<i>Dolly</i>	Winnipeg.....	1900	Winnipeg, Man.....	24 0	7 0	3 0	3	1	8 sc..	A. J. McPherson, Dauphin, Man.
111,928	<i>Dolly Gray</i>	Toronto.....	1900	Dorset, Ont.....	35 5	7 0	2 8	5	3	1 sc..	William Howard, Baysville, Ont.
116,304	<i>Dolphin</i>	Charlottetown.....	1904	Charlottetown, P.E.I.....	34 2	9 4	3 9	7	7	1 sc..	Frank Andrew, New Glasgow, P.E.I.
490,710	<i>Dolphin</i>	Montreal.....	1887	Port Dalhousie, Ont.....	37 0	6 1	3 0	6	5	6 sc..	John T. Nicholson, Montreal, Que.
80,680	<i>Dolphin</i>	Ottawa.....	1881	Montreal, Que.....	74 4	18 5	8 1	70	37	32 sc..	Ottawa Transportation Co., Ltd., Ottawa, Ont.
107,596	<i>Dolphin</i>	Owen Sound.....			49 0	12 5	5 1	24	17	33 sc..	Jas. Playfair and D. L. White, Jr., J. O. Midland, Ont.
92,441	<i>Dolphin</i>	Toronto.....	1871	E. Cowes, I. of W., Eng.....	50 0	10 0	4 3	13	9	4 sc..	The Savanagh Lumber Co., Ltd., Penetanguishene, Ont.
122,349	<i>Dolphin</i>	Toronto.....	1906	Toronto, Ont.....	24 0	4 8	2 7	2	1	4 sc..	George M. Henry, Gregory, Muskoka, Ont.
111,952	<i>Dolphin</i>	Vancouver.....	1902	Lund, B.C.....	47 4	11 0	5 8	20	14	9 sc..	Mrs. Jos. Reichenbach, New Westminster, B.C.
111,922	<i>Dolphin E.</i>	Toronto.....	1901	Bayonne City, N. J., U.S.A.....	36 0	6 8	2 2	6	4	— sc..	Miss Minnie McVicar, Paris, Ont.

† Formerly "City of Stratford"

SESSIONAL PAPER No. 21b

83,419	Dominion	Port Hope	1884	Lindsay, Ont.	79 0	14 0	4 5	4 5	46	29	40 pa.	Francis Burke, Lindsay, Ont.
116,414	Dominion	Victoria	1904	Victoria, B.C.	57 5	11 8	4 4	18	18	10	6 se.	J. J. Goodwin, Victoria, B.C.
131,108	Dominion <i>Park</i>	Montreal	1910	Sorel, Que.	25 5	5 3	2 5	2	2	2	½ se.	Adelard A. Cherrier, Montreal, Que.
107,108	Don	Victoria	1898	Victoria, B.C.	27 8	7 8	3 5	4	3	3	1 se.	John T. Braden, Victoria, B.C.
111,788	Don	Victoria	1902	Victoria, B.C.	38 2	8 2	3 9	12	6	6	2 se.	Robert W. Buller, Victoria, B.C.
130,844	Don Q.	Vancouver	1911	Lund, B.C.	33 8	8 6	3 7	10	7	7	½ se.	William R. Aranson, Lund, B.C.
126,147	Don de Dieu	Sorel	1907	Sorel, Que.	31 0	6 8	2 2	3	2	2	1 se.	Jean A. Chapdelaine, Sorel, Que.
111,963	Donald	Pictou, Ont.	1907	Napawee, Ont.	36 0	8 7	3 2	10	7	7	½ se.	John Thompson, South Bay, Ont.
131,084	Doncella	Vancouver	1908	Tacoma, Wash., U.S.A.	70 8	12 8	3 1	27	18	18	4 se.	The West Vancouver Ferry Co., Ltd., Vancouver, B.C.
131,085	Donna Isabel	Vancouver	1912	Vancouver, B.C.	49 5	11 0	5 0	20	14	14	2 se.	Joseph W. Chappell, Vancouver, B.C.
110,363	Donnacona	Hamilton	1900	Bill Quay, G.B.	245 0	42 6	20 8	1,906	1,222	1,222	150 se.	"Donnacona" Ltd., Hamilton, Ont.
* 94,988	Donnelly	Toronto	1863	Montreal, Que.	142 0	24 7	8 8	319	90	90	43 pa.	The Donnelly Salvage & Wrecking Co., Ltd., Kingston, Ont.
96,710	Dora	Ottawa	1889	Openican Lake, Que.	61 6	13 0	5 5	48	44	44	30 se.	The Minister of Public Works, Ottawa, Ont.
111,764	Doreas	Brockville	1897	Kingston, Ont.	31 2	5 6	3 0	3	2	2	½ se.	Dr. W. F. Jackson, Brockville, Ont.
§ 116,263	Doric	Toronto	1903	Toronto, Ont.	260 0	43 2	25 2	2,359	1,452	1,452	106 se.	The Northern Navigation Co. Ltd., Toronto, Ont.
111,562	Dorothe	Toronto	1900	Penetanguishene, Ont.	33 0	8 4	3 3	8	6	6	1 se.	W. F. Thomson, Rose Point, Ont.
117,110	Dorothy	Ottawa	1903	Cache Bay, Ont.	48 0	9 0	3 0	12	8	8	6 se.	E. Booth, R. W. Gordon and G. Gordon, J.O., Pembroke, Ont.
122,016	Dorothy	Ottawa	1906	North Bay, Ont.	35 6	10 2	3 6	5	3	3	¾ se.	Jno. M. and Herbert Wallace, Cobalt, Ont.
122,376	Dorothy	Vancouver	1907	Vancouver, B.C.	31 8	8 6	4 1	10	7	7	1 se.	Duncan Bell-Irving, Vancouver, B.C.
111,980	Dorothy	Victoria	1902	Vancouver, B.C.	42 5	10 2	4 8	20	13	13	9 se.	Wm. E. Gardner, Victoria, B.C.
126,771	Dorothy F.	Richibucto	1910	Richibucto, N.B.	32 6	10 4	5 0	14	12	12	½ se.	W. E. Forbes, Richibucto, N.B.
116,878	Dorothy J.	St. Catharines	1907	Dunnville, Ont.	34 0	10 0	4 5	10	7	7	3 se.	John F. Crawford and Saunders Hoover, T. Dunn, Haldimand, Ont.
122,497	Dorothy N.	Chatham, N.B.	1907	Newcastle, N.B.	69 0	17 8	5 3	46	29	29	12 se.	The Newcastle Steamboat Co., Ltd., Newcastle, N.B.
130,284	Dorothy May	St. Catharines	1912	Port Dalhousie, Ont.	53 1	15 0	9 1	55	29	29	19 se.	William Hand, Port Dalhousie, Ont.

*Formerly "Eurydice" and "Hastings." § Formerly "Tadousac."

ALPHABETICAL LIST of Canadian Registered Steam Vessels on Registry Books, &c.—Continued.

LISTE ALPHABÉTIQUE des vapeurs canadiens inscrits sur les registres, etc.—Suite.

Official Number. Numéro officiel.	Name of Ship Nom du navire.	Port of Registry. Port d'enregistrement.	Built Cons- truit en	Where Built. Lieu de construction.	Length in feet and 10ths. Longueur en pieds et 10 ^{es} .	Breadth in feet and 10ths. Largeur en pieds et 10 ^{es} .	Depth in feet and 10ths. Profondeur en pieds et 10 ^{es} .	Gross Tonnage. Tonnage brut.	Registered Tonnage. Tonnage enregistré.	H. P. of Engines and Mode of Propulsion. Pissance des machines en c. v. et mode de propulsion.	Owner or Managing Owner, and Address. Armateur ou propriétaire géant, et adresse.
126,542	Dorothy Symons	Vancouver	1909	Pingston Creek, B.C.	40 5	9 6	3 7	10	7	2 sc.	The Watrous Engine Works Co., Ltd., Brantford, Ont.
130,376	Doiken	Peterboro	1907	Lindsay, Ont.	24 8	5 8	2 4	3	2	1 sc.	C. B. Routley, Peterborough, Ont.
103,212	Dottie	Ottawa	1888	Carleton Place, Ont.	25 4	5 2	2 1	1	1	3 sc.	Mrs. Jeannie F. Ferguson, North Bay, Ont.
† 98,080	Douglas	Victoria	1881	Renfrew, G. B.	214 0	25 0	14 7	741	459	160 sc.	John J. Alexander, Mazatlan, Mexico.
130,237	Douglas H.	Port Stanley	1912	Port Stanley, Ont.	73 2	16 9	7 3	54	37	11 sc.	The Lake Side Fish Co., Ltd., Port Stanley, Ont.
101,291	Douglas H. Thomas	Sydney, N.S.	1892	Maryland, U.S.A.	116 5	21 0	13 0	212	98	57 sc.	The Dominion Coal Co., Ltd., Mon- treal, Que.
130,891	Doegatic	Victoria	1911	Victoria, B.C.	31 2	8 5	4 5	10	5	1 sc.	George Watson, Victoria, B.C.
130,615	Dragon Fly	Victoria	1911	Bay City, Mich., U.S.A.	39 4	10 6	5 0	15	9	2½ sc.	Louis O. Garnett, Cobble Hill, B.C.
131,148	Dreadful	Vancouver	1912	South Shields, G.B.	118 5	25 2	13 8	253	92	74 sc.	Canadian Tugboat Co., Ltd., Van- couver, B.C.
88,235	Dream	Ottawa	1886	Kingston, Ont.	50 6	10 3	4 2	12	9	10 sc.	The Minister of Customs, Ottawa, Ont.
92,356	Dream	St. John, N.B.	1881	Newark, N.J., U.S.A.	63 9	14 1	5 0	45	30	12 sc.	W. H. Thorne, St. John, N.B.
100,209	Drone	Vancouver	1892	Vancouver, B.C.	40 0	16 0	3 5	29	18	10 pa.	William Braid, Vancouver, B.C.
112,393	Druid	Ottawa	1902	Paisley, G.B.	160 0	30 1	12 5	503	149	59 sc.	The Minister of Marine and Fisheries, Ottawa, Ont.

† Formerly "Horsa."

SESSIONAL PAPER No. 21b

116,981	Dryden Bell	Kenora	1903	Dryden, Ont.	35 0	10 0	3 5	15	10	14 se.	Douglas Cummings, et al., Dryden, Ont.
130,370	<i>E. E. Lorie</i>	Sydney	1912	Louisburg, N.S.	42 9	10 0	7 2	16	15	1 se.	Clarence A. Lowe, Sydney, C.B., N.S.
131,103	<i>Du Sandt</i>	Montreal	1912	Montreal, Que.	34 0	6 5	2 6	3	2	2 se.	Apollinaire Dussault, Varennes, Que.
103,342	Duchess of York	Montreal	1895	Montreal, Que.	136 8	25 3	9 4	490	262	39 pa.	King Edward Park Co., Ltd., Montreal, Que.
116,896	Dufferin	Halifax	1905	Shelburne, N.S.	108 0	25 0	8 6	211	99	42 se.	Wm. A. Murdoch, M.O., Sherbrooke, N.S.
111,442	Dundalf	Ottawa	1899	Hull, Que.	30 5	6 9	3 6	2	1	4 se.	P. Waters, Hull, Que.
112,208	Dundee	Hamilton	1906	Dundee, G.B.	230 0	43 2	23 5	2,278	1,431	146 se.	Dundee Steamship Co., Ltd., Hamilton, Ont.
† 112,297	Dundurn	Hamilton	1882	Detroit, Mich., U.S.A.	190 0	30 2	12 2	1,120	600	61 se.	Hamilton & Montreal Navigation Co., Ltd., Hamilton, Ont.
125,977	E. B. Osler	Toronto	1908	Bridgeburg, Ont.	491 3	56 0	26 5	6,787	4,361	203 se.	The St. Lawrence & Chicago Steam Navigation Co., Ltd., Toronto, Ont.
126,643	E. C. Ogden	Port Dover	1871	Grand Haven, Mich., U.S.A.	53 0	13 0	7 5	26	17	3 se.	Harry W. Anstey, Port Dover, Ont.
103,822	E. E. Frost	Cornwall, Ont.	1885	Buffalo, N.Y., U.S.A.	38 0	11 4	5 0	13	9	4 se.	Joseph J. Fallon, et al., J.O., Cornwall, Ont.
96,705	E. G. Laverdure	Ottawa	1889	Ottawa, Ont.	66 6	13 7	5 0	54	49	22 se.	E. A. D. Morgan, Montreal, Que.
103,445	E. H. Bromson	Ottawa	1895	Pembroke, Ont.	140 7	43 7	7 7	285	180	70 pa.	The Upper Ottawa Improvement Co., Ltd., Ottawa, Ont.
100,883	E. Ross	St. John, N.B.	1894	St. John, N.B.	41 9	15 3	5 1	30	20	7 se.	J. Leonard, St. John, N.B.
116,986	Eagle	Kenora	1905	Kenora, Ont.	32 0	9 6	4 0	12	8	5 se.	Dominion Fish Co., Ltd., Winnipeg, Man.
107,694	Eagle	Toronto	1898	Port Severn, Ont.	34 5	8 3	3 5	10	7	8 se.	Jeanes Moreau, Port Severn, Ont.
111,549	Eagle	Vancouver	1901	Vancouver, B.C.	48 5	14 5	6 0	35	24	11 se.	Samuel Nicholls, Vancouver, B.C.
111,454	Eagle	Winnipeg	1900	Saskatoon, Man.	32 0	10 5	3 6	7	6	8 se.	Nelson River Packing Co., Ltd., Selkirk, Man.
94,906	Earl	New Westminster	1890	Vancouver, B.C.	72 0	16 0	7 0	75	50	21 se.	The Victoria Transportation Co., Ltd., Victoria, B.C.
126,525	Earl Grey	Ottawa	1909	Barrow-in-Furness, G.B.	265 0	47 7	24 1	2,357	930	800 se.	The Minister of Marine and Fisheries, Ottawa, Ont.
130,239	East Side	Port Stanley	1912	Collingwood, Ont.	76 6	16 6	6 9	50	31	13½ se.	Claire Thorn, et al., J.O., Port Stanley, Ont.
122,354	<i>Exc. Chair</i>	Vancouver	1906	North Vancouver, B.C.	32 0	8 7	3 0	6	4	½ se.	Harold Kenworthy, Hatzie Prairie, B.C.
126,546	<i>Elzora</i>	Vancouver	1908	Vancouver, B.C.	38 4	5 3	2 9	4	3	1 se.	William F. Silver, Vancouver, B.C.

† Foreign name of *Pere Marquette II.*

ALPHABETICAL LIST of Canadian Registered Steam Vessels on Registry Books, &c.—Continued.

LISTE ALPHABÉTIQUE des vapeurs canadiens inscrits sur les registres, etc.—Suite.

Official Number. Numéro officiel.	Name of Ship. Nom du navire.	Port of Registry. Port d'enregistrement.	Built Construct en	Where Built. Lieu de construction.	Length in feet and 10ths. Longueur en pieds et 10 ^{es} .	Breadth in feet and 10ths. Largeur en pieds et 10 ^{es} .	Depth in feet and 10ths. Profondeur en pieds et 10 ^{es} .	Gross Tonnage. Tonnage brut.	Registered Tonnage. Tonnage enregistré.	H.P. of Engines and Mode of Propulsion. Puissance des machines et mode de propulsion.	Owner or Managing Owner, and Address. Armateur ou propriétaire gérant et adresse.
122,536	<i>Echo</i>	Vancouver.....	1902	Anacortes, Wash., U.S.A.	31 5	9 3	3 6	12	8	1 sc...	James S. Emerson, Vancouver, B.C.
80,656	Ed. Arpin	Montreal	1879	St. Johns, Que.....	38 0	8 2	3 5	6	4	5 sc...	Ed. Arpin, St. Johns, Que.
116,253	Eddie B.....	Toronto.....	1902	Victoria Harbour, Ont..	29 5	10 0	2 9	9	6	1 sc...	David Baker, Midland, Ont.
96,815	Edgar P. Sawyer..	Sault Ste. Marie....	1886	Buffalo, N.Y., U.S.A....	49 0	13 8	5 0	52	41	-- sc...	W. J. McMenemy, Bruce Mines, Ont.
103,933	Edith	Chatham, N.B.....	1897	Chatham, N.B.....	56 0	12 3	5 9	22	15	12 sc...	Sydney Lumber Co., Ltd., Sydney, N.S.
122,511	Edith.....	Vancouver.....	1907	Vancouver, B.C.....	56 9	14 6	6 8	47	32	13 sc...	The Westholme Lumber Co., Ltd., Victoria, B.C.
103,901	Edith.....	Victoria.....	1897	Victoria, B.C.....	67 0	14 0	5 5	42	26	9 sc...	The B.C. Canning Co., Ltd., London, Eng.
116,541	Edith Ann.....	Kingston.....	1903	Kingston, Ont.....	43 4	8 9	3 9	11	7	5 sc...	John Davis, Kingston, Ont.
121,908	<i>Edith C.</i>	Barrington.....	1906	Clarke's Harbour N.S....	39 0	13 4	6 3	16	15	½ sc...	Eugene Wilcox, Grand Manan, N.B.
77,635	Edmond.....	Kingston.....	1879	Bedford Mills, Ont.....	56 4	12 1	6 8	39	23	40 sc...	B. Tett, Bedford Mills, Ont.
107,368	Edna.....	Toronto.....	1898	Parry Sound, Ont.....	64 0	11 5	5 7	55	30	3 sc...	Mrs. Carrie E. Pratt, Parry Sound, Ont.
111,789	Edna Grace.....	Victoria.....	1903	Victoria, B.C.....	58 0	14 5	6 7	42	22	8 sc...	Wm. E. Gardner, Victoria, B.C.
107,135	Edna Ivan.....	Goderich.....	1900	Goderich, Ont.....	79 2	16 0	7 2	54	36	21 sc...	James Purvis, Gore Bay, Ont.
116,873	Edna K.....	St. Catharines.....	1903	Youngstown, N. Y., U.S.A.	48 0	12 3	4 5	22	15	2 sc...	Roy Grabell, Port Colborne, Ont.
100,321	Edna R.....	Yarmouth.....	1892	Yarmouth, N.S.....	67 0	15 6	5 6	50	24	40 sc...	The Mud Island Lobster Co., Ltd., Yarmouth, N.S.

SESSIONAL PAPER No. 21b

1903	Vancouver, B.C.	40 0	9 1	4 9	15	10	3 se ..	Packers' Steamship Co., Ltd., Vancouver, B.C.
126,249 Edna W	Vancouver	85 5	21 0	7 5	139	51	32 se ..	La Compagnie Générale du Port de Chicoutimi, Chicoutimi, Que.
126,92 Edward Alfred	Quebec	48 7	12 2	4 9	22	15	12 se ..	William Birmingham, Ottawa, Ont.
85,426 Edward Blake	St. Catharines	70 0	16 0	9 0	73	50	12 se ..	Canadian Towing & Wrecking Co., Ltd., Port Arthur, Ont.
116,389 Edward Fisk	Port Arthur	42 0	7 0	2 3	9	6	4 se ..	John A. Long, Ottawa, Ont.
130,263 Edward Long	Ottawa	54 0	14 0	5 8	38	26	14 se ..	Edward Partington Pulp & Paper Co., Ltd., St. John, N.B.
*103,720 Edward P	St. John, N.B.	41 8	9 8	3 2	11	9	15 se ..	Mrs. Stella Ann Kelly, Montreal, Que.
103,213 Eileen	Ottawa	26 0	7 5	3 3	6	4	1 se ..	Consolidated Optical Co., Ltd., Toronto, Ont.
126,423 Eileen G	Vancouver, B.C.	112 7	23 8	7 8	272	156	31 se ..	The St. John River Steamship Co., Ltd., South Bay, N.B.
111,156 Elaine	St. John, N.B.	31 7	8 3	4 0	10	7	1 se ..	William H. R. Collister, Vancouver, B.C.
126,084 Elaoite	Vancouver, B.C.	84 8	16 5	5 9	55	30	20 se ..	The Edgewood Lumber Co., Ltd., Castlegar, B.C.
130,707 Elco	Vancouver	49 3	15 9	5 7	38	21	20 se ..	W. H. Paint, Port Hawkesbury, N.S.
92,462 Eldon	Pictou, N.S.	51 4	12 6	5 4	25	17	13 se ..	J. F. Bridges Tug Boat Co., Ltd., Gagetown, N.B.
122,445 Eldred	St. John, N.B.	56 0	12 0	5 8	26	18	12 se ..	Frank Ross, Port Maitland, Ont.
97,017 Eleanor	St. Catharines	73 0	16 5	7 9	59	46	23 se ..	Louisburg Tow Boat Co., Ltd., Louisburg, N.S.
69,144 Eleanor M. Cates	Sydney	37 6	10 6	6 6	15	10	2 se ..	W. L. McLenman, Victoria, B.C.
126,956 Eleanor Mc	Victoria	36 6	7 4	3 5	12	8	1 se ..	R. H. Sperling, M.O., Vancouver, B.C.
121,712 Electra	Vancouver	34 0	6 8	3 0	4	3	2 se ..	Frank B. Carvell, Woodstock, N.B.
100,877 Electric	St. John, N.B.	69 9	12 4	7 2	49	29	1 se ..	John J. Wright, Toronto, Ont.
92,449 Electric	Toronto	75 0	16 0	8 2	66	45	20 se ..	Clare Thorn, M.O., Port Stanley, Ont.
121,957 Elgin E	Port Stanley	70 0	12 3	5 0	50	30	6 se ..	The French River & Nipissing Navigation Co., Ltd., Hamilton, Ont.
116,752 Elgin L. Lewis	Toronto	38 0	10 4	4 5	14	9	13 se ..	Herbert M. Barritt, Vancouver, B.C.
231,028 Elgonar	Vancouver	60 6	11 8	4 8	22	15	6 se ..	F. T. James Co., Ltd., Toronto, Ont.
96,880 Elite	Goderich, Ont.	53 6	16 0	5 6	37	25	33 se ..	George A. Barrett, Vancouver, B.C.
133,701 Elizabeth	Vancouver	26 2	6 4	3 1	3	2	1 se ..	Wm. Rae, et al., Vancouver, B.C.
111,994 Elk	Vancouver							

*Formerly "Serena E."

ALPHABETICAL LIST of Canadian Registered Steam Vessels on Registry Books, &c.—Continued.

LISTE ALPHABÉTIQUE des vapeurs canadiens inscrits sur les registres, etc.—Suite.

Official Number. Numéro officiel.	Name of Ship. Nom du navire.	Port of Registry. Port d'enregistrement.	Built — Construit en	Where Built. — Lieu de construction.	Length in feet and 10ths. Longueur en pieds et 10 ^{es} .	Breadth in feet and 10ths. Largeur en pieds et 10 ^{es} .	Depth in feet and 10ths. Profondeur en pieds et 10 ^{es} .	(Gross Tonnage. Tonnage brut.	Registered Tonnage. Tonnage enregistré.	H.P. of Engines and Mode of Propulsion. Puissance des machines en c. v. et mode de propulsion.	Owner or Managing Owner, — and Address. Armateur ou propriétaire gérant, — et adresse.
122,153	<i>Elk</i>	Vancouver.....	30 8	7 7	3 6	11	8	1 sc...	John W. Stewart, Vancouver, B.C.
107,843	<i>Ella</i>	Port Rowan.....	1898	St. Williams, Ont.	49 2	12 0	4 5	15	10	13 sc...	J. A. Dease and F. H. Pearsall, Port Rowan, Ont.
111,492	<i>Ella</i>	Quebec.....	1900	Quebec, Que.....	22 2	5 1	2 5	2	1	2 sc...	Pierre A. Guay, Chicoutimi, Que.
121,954	<i>Ella C.</i>	Port Stanley.....	1906	Dresden, Ont.....	37 0	9 1	3 9	9	5	5 sc...	The Minister of Public Works for the Province of Ontario, Toronto, Ont.
126,835	<i>Ella Mary</i> ..	Toronto.....	1910	Toronto, Ont.....	66 0	11 7	6 1	42	25	9 sc...	Polson Iron Works, Ltd., Toronto, Ont.
*77,589	<i>Ella Ross</i>	Deseronto.....	1879	Montreal, Que.....	99 2	27 8	6 4	228	125	85 pa...	The Rathbun Co., Deseronto, Ont.
78,038	<i>Ella Taylor</i>	Chatham, Ont.....	1883	Chatham, Ont.....	60 0	14 0	6 0	34	23	70 sc...	George Ross, Port Robinson, Ont.
121,989	<i>Ellwood</i>	Victoria.....	1907	Victoria, B.C.....	25 6	8 0	3 0	7	5	5 sc...	Robert Conn and Nicholas Basso, Victoria, B.C.
139,450	<i>Ehmarsh</i>	Vancouver.....	1911	Vancouver, B.C.....	25 0	9 0	4 2	5	4	1 sc...	Alexander Marshall, Vancouver, B.C.
126,329	<i>Ehola</i>	Vancouver.....	1907	Vancouver, B.C.....	45 4	10 1	4 3	19	13	1 1/2 sc...	Frank R. Begg, Vancouver, B.C.
126,559	<i>Ehrasenya</i>	Vancouver.....	1909	Vancouver, B.C.....	31 6	8 1	4 4	8	6	3 sc...	Warrett E. Damer, Vancouver, B.C.
122,565	<i>Elsa May</i>	Vancouver.....	1907	Vancouver, B.C.....	32 0	10 6	4 5	12	8	1/2 sc...	Curtis A. Davidson, Vancouver, B.C.
116,606	<i>Elsie</i>	Montreal.....	1904	Georgeville, Que.....	37 4	9 0	3 3	7	5	4 sc...	N. A. Beach, Georgeville, Que.
92,689	<i>Elsie</i>	Pictou, N.S.....	1892	New Glasgow, N.S.....	56 1	10 3	5 6	22	15	12 sc...	Nova Scotia Lumber Co., Ltd., Sherbrooke, N.S.

* Formerly "Gipsy."

SESSIONAL PAPER No. 21b

	Toronto	Trenton, Ont.	69 0	5 4	48	33	10 se	Clark Ltd., Toronto, Ont.
122,071 <i>Elsie</i>	Vancouver, B.C.	Vancouver, B.C.	50 2	4 8	33	22	1 se	Vancouver Timber & Trading Co., Ltd., Vancouver, B.C.
117,012 <i>Elsie</i>	Vancouver, B.C.	Vancouver, B.C.	47 5	6 8	23	10	1 se	Alfred Bradford, Victoria, B.C., and William Robinson, Vancouver, B.C.
†100,802 <i>Elsie Bradford</i>	Victoria, B.C.	Victoria, B.C.	40 2	5 0	11	10	‡ se	William Cross, Tancook, N.S.
130,690 <i>Elsie C.</i>	Lunenburg	Tancook, N.S.	51 0	7 0	28	19	8 se	Donald McInnes, Meaford, Ont.
122,550 <i>Elsie M.</i>	Collingwood	Collingwood, Ont.	31 6	3 0	10	8	18 se	David Gillies, Carleton Place, Ont.
96,897 <i>Elsie Ross</i>	Ottawa	Carleton Place, Ont.	40 0	5 2	11	10	‡ se	Robert Schwarz, Blandford, N.S.
131,079 <i>Elsie S.</i>	Lunenburg	Tancook, N.S.	30 8	3 5	6	4	1 se	John Taylor, Vancouver, B.C.
131,149 <i>Elsie T.</i>	Vancouver	Vancouver, B.C.	31 5	4 4	9	6	‡ se	Dr. J. A. L. McAlpine, Vancouver, B.C.
126,433 <i>Embree</i>	Vancouver	Port Hawkesbury, N.S.	58 0	6 5	34	33	‡ se	Hanford Smith, White Head, N.B.
§103,749 <i>Emerald</i>	Digby	LaHave, N.S.	140 0	21 7	385	195	30 pat.	J. U. Bedard, Valleyfield, Que., and Narcisse Legey, Ste. Louis de Gonzague, Que.
†112,270 <i>Emerald</i>	Montreal	Cornwall, Ont.	108 0	11 0	276	188	94 se	Montreal Transportation Co., Ltd., Montreal, Que.
116,592 <i>Emerson</i>	Montreal	Collingwood, Ont.	50 0	5 2	12	8	20 se	L. B. Dufresne, et al., J.O., Three Rivers, Que.
96,900 <i>Emile</i>	Ottawa	Ottawa, Ont.	59 0	6 0	30	20	9 se	Malden McInnes, Meaford, Ont.
117,083 <i>Emily May</i>	Collingwood	Collingwood, Ont.	25 0	2 5	6	4	3 se	Horace E. Sims, Vancouver, B.C.
121,716 <i>Emile</i>	Vancouver	San Francisco, Cal., U.S.A.	54 0	3 0	82	52	3 pat.	Wm. J. Raut, Lake Bennett, B.C.
107,240 <i>Emma</i>	New Westminster	Lake Bennett, B.C.	28 0	2 4	2	1	3 se	W. O. Spearman, Ottawa, Ont.
111,414 <i>Emma</i>	Ottawa	Ottawa, Ont.	24 4	2 5	4	1	3 se	L. J. Counsell, Ottawa, Ont.
100,430 <i>Emma C.</i>	Ottawa	Ottawa, Ont.	41 0	4 0	19	13	2 se	Herman Finger, Port Arthur, Ont.
130,839 <i>Emma E.</i>	Port Arthur	Pas, N.W.T.	39 0	3 3	24	15	2 pat.	Gilmour & Hughson, Ltd., Ottawa, Ont.
130,294 <i>Emma G.</i>	Ottawa	Coulonge River, Que.	68 4	7 8	56	22	40 se	The Suroennes-McNaughton Lino, Ltd., Montreal, Que.
†116,543 <i>Emma L.</i>	Montreal	Ferran's Point, Ont.	78 8	5 6	57	36	24 se	John Lumsden, Ottawa, Ont.
130,286 <i>Emma Mac</i>	Ottawa	Kippawa, Que.	29 4	3 4	5	4	2 se	Julian Ohoy, Alert Bay, B.C.
103,163 <i>Emmeline</i>	Vancouver	Vancouver, B.C.	44 0	4 8	17	12	2 se	Richard Wm. Holland, Vancouver, B.C.
130,845 <i>Emsh</i>	Vancouver	Vancouver, B.C.						

‡ Formerly "Schna" and "Shelby," and a sailing vessel. § Formerly a sailing vessel. ¶ Formerly "Garnet." * Formerly "D. S. Walker."

ALPHABETICAL List of Canadian Registered Steam Vessels on Registry Books, &c.—Continued.

LISTE ALPHABÉTIQUE des vapeurs canadiens inscrits sur les registres, etc.—Suite.

Official Number. Numéro officiel.	Name of Ship. Nom du navire.	Port of Registry. Port d'enregistrement.	Built — Construit en	Where built. — Lieu de construction.	Length in feet and 10ths. Longueur en pieds et 10es.	Breadth in feet and 10ths. Largeur en pieds et 10es.	Depth in feet and 10ths. Profondeur en pieds et 10es.	Gross Tonnage. Tonnage brut.	Registered Tonnage. Tonnage enregistré.	H.P. of Engines and Mode of Propulsion. Puissance des machines en c.v. et mode de propulsion.	Owner or Managing Owner, and Address. Armateur ou propriétaire gérant, et adresse.
126,654	Emperor	Midland	1910	Collingwood, Ont.	325 0	56 1	27 0	7,031	4,641	199 sc.	The Inland Lines, Ltd., Midland, Ont.
116,309	Empress	Charlottetown	1906	Newcastle-on-Tyne, G.B.	235 0	34 2	20 0	1,342	612	345 sc.	The Charlottetown Steam Navigation Co., Ltd., Charlottetown, P.E.I.
†73,086	Empress	Montreal	1873 1886	Ottawa, Ont. Montreal, Que.	185 3	27 6	8 1	678	372	152 h.p.	The Central Railway Co., of Canada Montreal, Que.
100,422	Empress	Ottawa	1891	Sturgeon Falls, Ont.	63 0	14 3	5 6	36	28	40 sc.	The French River & Nipissing Nav. Co., Ltd., Sturgeon Falls, Ont.
107,815	Empress	Peterborough	1899	Lakefield, Ont.	93 0	15 8	5 4	84	57	— sc.	Trent Valley Navigation Co., Bobcaygeon, Ont.
100,679	Empress	Vancouver	1894	Vancouver, B.C.	33 8	7 9	3 6	3	2	1 sc.	George Cassady, Vancouver, B.C.
107,448	Empress	Vancouver	1897	Hong-Kong, China	27 6	7 6	3 6	7	5	2½ sc.	O. P. Marshall, Vancouver, B.C.
78,009	Empress	Winnipeg	1883	Kenora, Ont.	95 4	20 0	7 0	129	73	150 sc.	A. F. D. MacCabe, Winnipeg, Man., and W. A. Wear, Kenora, Ont., J. O. The Huntsville Lake of Bays & Lake Simcoe Nav. Co., Ltd., Huntsville, Ont.
100,766	Empress Victoria	Toronto	1894	Huntsville, Ont.	76 0	17 0	6 0	106	72	5 sc.	William H. R. Collister, Vancouver, B.C.
121,748	<i>Etna</i>	Vancouver	1906	Vancouver, B.C.	22 6	6 4	2 7	2	2	4 sc.	Robert Mosher, Whitehead, N.S.
†122,010	<i>Etna T</i>	Lunenburg	1907	Tancook, N.S.	42 9	12 4	6 6	17	16	3 sc.	J. Hackett, Amherstburg, Ont.
85,704	Energy	Wallaceburg	1883	Wallaceburg, Ont.	81 0	20 0	6 5	116	70	40 sc.	John O. Donahoo, Victoria, B.C.
126,949	<i>Enetai</i>	Victoria	1906	Bellard, Wash., U.S.A.	35 4	8 8	3 2	12	7	½ sc.	

† Formerly "Peerless." ‡ Formerly a sailing vessel.

LIST OF STEAM VESSELS

SESSIONAL PAPER No. 21b

26,326	<i>English</i>	Ba)	Vancouver.....	1908	Vancouver, B.C.....	45.9	10.8	4.6	18	12	2 se...	William Simpson, Vancouver, B.C.
126,432	<i>Enlidade</i>		Vancouver.....	1909	Vancouver, B.C.....	64.0	16.0	7.8	57	39	3 se...	John Hendry, Vancouver, B.C.
121,829	<i>Evo</i>		Montreal.....	1906	St. Henry, Que.....	32.5	8.3	5.8	7	5	1 se...	Charles O. Clark, Montreal, Que.
130,808	<i>Enola</i>		Vancouver.....	1902	Ballard, Wash., U.S.A.	43.4	13.2	6.2	26	18	8 se...	Thomas Duke and John McArthur, Vancouver, B.C.
122,460	<i>Enterprise</i>		Charlottetown.....	1907	Shelburne, N.S.....	108.0	25.0	8.6	211	98	42 se...	The Three Rivers S.S. Co., Ltd., Georgetown and Montagu, P.B.I.
116,271	<i>Enterprise</i>		Halifax.....	1903	Ship Harbour, N.S.....	58.2	12.3	6.6	24	14	27 se...	Nova Canneries, Ltd., Halifax, N.S.
103,240	<i>Enterprise</i>		Montreal.....	1883	Beauharnois, Que.....	48.9	11.5	4.4	13	9	2 se...	W. J. Poirere, Montreal, Que.
94,714	<i>Enterprise</i>		Port Stanley.....	1892	Port Bruce, Ont.....	58.0	12.0	5.5	18	13	3 se...	Levi Young, Port Bruce, Ont.
130,804	<i>Epauline</i>		Vancouver.....	1911	Vancouver, B.C.....	68.0	17.0	8.0	57	44	2½ se...	Samuel L. Howe, Vancouver, B.C.
126,417	<i>Equal Rights</i>		Toronto.....	1909	Birkendale, Ont.....	42.3	11.2	4.0	14	6	1 se...	Frederick W. Kemp, Franklin, Ont.
116,691	<i>Eva</i>		Kenora.....	1900	Resolution, N.W.T.....	53.0	11.5	5.0	50	28	6 se...	Jas. Hilslop, Port Isaac, N.W.T., and Edmund Nagle, Resolution, N.W.T.
113,473	<i>Evodia</i>		St. John, N.B.....	1901	Port Glasgow, G.B.....	341.0	47.6	23.5	3,464	2,255	363 se...	Steamship Electric Co., Ltd., Rothersay, Kings Co., N.P.
116,831	<i>Eric</i>		Kingston.....	1902	Kingston, Ont.....	30.3	6.1	2.8	3	2	½ se...	F. F. Millar, Napanee, Ont.
112,048	<i>Eric</i>		St. Catharines.....	1902	St. Joseph, Mich., U.S.A.	18.1	4.6	3.7	2	2	2 se...	Mrs. Edna R. Price, St. Catharines, Ont.
117,191	<i>Erin</i>		Kenora.....	1905	Port Frances, Ont.....	33.0	8.0	3.3	14	9	1 se...	Rat Portage Lumber Co., Ltd., St. Boniface, Man.
† 121,761	<i>Erin</i>		Vancouver.....	1889	Port Blakely, Wash., U.S.A.	92.0	20.0	10.7	135	92	32 se...	Emerson Lumber Co., Ltd., Vancouver, B.C.
111,827	<i>Erin H.</i>		Vancouver.....	1891	New Westminster, B.C.....	31.5	6.7	2.8	3	2	1 se...	C. A. Ellsford and Wm. Payne, J.O., Harrison Hot Springs, B.C.
126,270	<i>Erp King</i>		Toronto.....	1909	Toronto, Ont.....	52.0	14.5	8.0	46	25	6 se...	Frank Simpson, Toronto, Ont.
103,153	<i>Ermine</i>		Vancouver.....	1893	New Westminster, B.C.....	30.3	7.8	3.2	9	6	4 se...	Alexander Grierson, Vancouver, B.C.,
† 126,953	<i>Ermani</i>		Victoria.....	1908	Seattle, Wash., U.S.A.....	45.2	12.3	5.4	18	11	4 se...	John Musgrave, Victoria, B.C.
100,087	<i>Ernest</i>		St. John, N.B.....	1892	Oromocto, N.B.....	37.6	9.5	3.6	13	9	7 se...	A. Fitz Randolph, Fredericton, N.B.
122,567	<i>Ernice</i>		Peterboro.....		Unknown.....	31.6	8.0	4.6	9	6	2 se...	John A. Aymer, Peterboro, Ont., and Frederick D. Brown, Toronto, Ont., J.O.
130,898	<i>Ernard Boy</i>		Victoria.....	1902	Bonners Ferry, Idaho, U.S.A.	43.8	9.0	3.7	12	8	2 se...	Walter Wm. West, Nelson, B.C.
130,481	<i>Errock</i>		New Westminster.....	1908	Harrison River, B.C.....	20.2	5.2	2.3	2	1	½ se...	Acton Kilby, Harrison River, B.C.

† Formerly "Sarah M. Kenton." ‡ Foreign name "Princess May."

ALPHABETICAL LIST of Canadian Registered Steam Vessels on Registry Books, &c.—Continued.

LISTE ALPHABÉTIQUE des vapeurs canadiens inscrits sur les registres, etc.—Suite.

Official Number. Numéro officiel.	Name of Ship. Nom du navire.	Port of Registry. Port d'enregistrement.	Built — Construit — en	Where Built. — Lieu de construction.	Length in feet and 10ths. Longueur en pieds et 10es.	Breadth in feet and 10ths. Largeur en pieds et 10es.	Depth in feet and 10ths. Profondeur en pieds et 10es.	Gross Tonnage. Tonnage brut.	Registered Tonnage. Tonnage enregistré.	H.P. of Engines and Mode of Propulsion. Puissance des machines en c.v. et mode de propulsion.	Owner or Managing Owner, and Address. — Armateur ou propriétaire gérant, et adresse.
97,010	Escort.....	St. Catharines.....	1894	Port Colborne, Ont.....	44 8	15 5	9 7	40	27	24 sc...	The Welland Canal Tug Co., Ltd. Port Colborne, Ont.
116,424	Escort No. 2.....	Vancouver.....	1882	Coos Bay, Ore., U.S.A.....	95 0	24 0	13 5	192	131	61 sc...	Grand Trunk Pacific Railway Co., Montreal, Que.
126,000	Escoumains.....	Quebec.....	1907	Escoumains, Que.....	76 0	16 0	6 0	74	12	17 sc...	Joseph A. Mercier, Les Escoumains Saguenay Co., Que.
112,176	Espanola.....	Toronto.....	1897	Toronto, Ont.....	36 0	9 0	3 5	7	5	1 sc...	Spanish River Paper & Pulp Co., Ltd., Toronto, Ont.
126,335	Esprit.....	Vancouver.....	1909	Vancouver, B.C.....	39 8	8 3	4 3	8	6	4 sc...	J. F. Bostock and A. W. Linnell, Van- couver, B.C.
112,066	Estelle.....	Peterborough.....	1887	New York, U.S.A.....	31 0	7 0	3 5	8	6	8 sc...	Charles H. Grylls, Lakefield, Ont.
131,073	Estey.....	Lunenburg.....	1912	Lunenburg, N.S.....	43 8	10 8	5 0	11	10	3 sc...	Nathan Silver, Lunenburg, N.S.
103,923	Esturian.....	Peterborough.....	1897	Bobaygeon, Ont.....	94 0	19 0	5 5	139	85	38 pa...	The Trent Valley Navigation Co. Bobaygeon, Ont.
85,527	Esturion.....	Toronto.....	1884	Bobaygeon, Ont.....	96 0	17 0	6 2	118	75	31 pa...	The Trent Valley Navigation Co. Bobaygeon, Ont.
92,301	Ethel.....	Collingwood.....	1887	Collingwood, Ont.....	42 0	10 0	1 4	13	9	8 sc...	Henry Sims, Sudbury, Ont.
103,332	Ethel.....	Montreal.....	1895	Sorel, Que.....	64 0	19 2	9 0	72	49	39 sc...	Sinclair-McNaughton Line, Ltd., Montreal, Que.
103,656	Ethel.....	Winnipeg.....	1896	Kenora, Ont.....	39 3	9 4	3 6	10	7	1 sc...	The Cameron Islands Mining & Development Co., Ltd., Kenora, Ont.
92,710	Ethel Banning.....	Winnipeg.....	1890	Fort Frances, Ont.....	50 2	13 3	4 9	38	26	3 sc...	A. F. D. MacGachan, Winnipeg, Man., and W. A. Weir, Kenora, Ont., J.O.
116,737	Ethel Jean.....	Halifax.....	1904	Ship Harbour, N.S.....	59 4	13 8	6 5	48	33	16 sc...	The Grand River Pulp & Lumber Co., Ltd., Halifax, N.S.

103,677	Ethel May	Toronto	1897	Mortimer's Point, Mus- koka, Ont.	46 5	7 0	3 3	13	9	1 se	John Fleming, Mortimer's Point, Ont.
103,898	Ethel Ross	New Westminster	1897	Kamloops, B.C.	84 0	14 0	4 0	82	52	15 se	Claude R. Doxat, M. O., Ashcroft, B. C.
126,325	Ethelda	Vancouver	1908	Vancouver, B.C.	35 4	9 7	5 0	15	10	1 1/2 se	Wm. J. Taaff, Vancouver, B.C.
121,755	Ethola	Vancouver	1906	Vancouver, B.C.	41 3	10 0	4 9	16	11	1 1/2 se	Pacific North-West Fisheries Ltd., Victoria, B.C.
112,331	Ethyl Reid	Collingwood	1901	Collingwood, Ont.	63 0	13 6	6 6	36	25	10 se	W. A. Clark, Collingwood, Ont.
77,874	Etoile	Quebec	1879	Sorel, Que.	142 0	25 0	7 4	560	317	120 pt.	Ferdinand Boivert, St. Croix, Que.
122,069	Eta	Montreal	1906	Maisonneuve, Que.	40 3	10 2	3 9	13	9	2 se	Narcisso F. Proulx, Montreal, Que.
122,116	Etha	Sydney, N.S.	1907	Sydney, C.B.	30 0	8 5	4 0	7	5	2 1/2 se	Albert Altman, Sydney, N.S.
64,451	Etta White	Vancouver	1871	Freeport, Wash., U.S.A.	93 0	19 6	9 0	97	82	120 se	John D. McNeill et al., Vancouver, B.C.
122,194	Etie	New Westminster	1907	Galiano Island, B.C.	32 0	9 4	3 3	9	6	1/2 se	Alexander J. Kolesoff, M.O., Eburne, B.C.
116,367	Eu Jennie	Goderich	1905	Goderich, Ont.	52 0	12 0	5 3	22	15	8 se	John Lapointe, Spanish River, Ont.
111,906	Eugenie	Archat	1901	Detroit, Mich., U.S.A.	35 0	8 0	2 1	5	5	8 se	Frederick Perrin, McNabs Island, N.S.
112,654	Euphemia	St. Catharines	1903	Port Dalhousie, Ont.	47 0	13 6	6 1	29	20	18 se	M. P., and J. T. Davis, Quebec, Que.
93,940	Eureka	Quebec	1893	Glasgow, G.B.	91 7	22 0	11 9	170	19	40 se	The Minister of Marine and Fisheries Ottawa, Ont.
103,581	Eva	Chatham, N.B.	1895	Douglasstown, N.B.	43 0	12 5	5 0	18	12	3 se	R. Leggo, M.O., Loggieville, N.B.
122,358	Eva	Kingston	1906	Kingston, Ont.	28 0	5 8	2 9	3	2	1 se	Francis Blake, Barriefield, Ont.
*103,911	Eva	Ottawa	1891	Montebello, Que.	55 0	21 7	3 0	21	14	2 pt.	Joseph Nadon, Montebello, Que.
96,391	Eva	Vancouver	1891	New Westminster, B.C.	56 0	13 5	4 6	35	24	3 se	Canadian Builders Supply Co., Ltd., Vancouver, B.C.
100,652	Eva Belle	Kingston	1892	Kingston, Ont.	39 8	7 8	2 7	10	7	6 se	The Commissioner of Fisheries, Toronto, Ont.
109,552	Eva Boat	Dorchester	1900	Hopewell Cape, N.B.	27 9	7 4	3 6	4	3	1 se	Samuel Dunville, Hopewell Cape, N.B.
80,606	Eva Johnson	St. John, N.B.	1880	Yarmouth, N.S.	42 5	12 0	4 8	16	7	21 se	A. Fitz Randolph, Fredericton, N.B.
122,451	Evangl	Vancouver		U.S.A.	39 0	10 0	3 2	11	8	1 se	Herbert Ford, Vancouver, B.C.
130,598	Evangeline	Halifax	1912	Govan, G.B.	350 7	46 0	22 6	4,360	2,442	854 se	The Canada Atlantic & Plant Steamship Co., Ltd., Halifax, N.S.
77,979	Evangeline	Vancouver	1881	Victoria, B.C.	45 0	10 5	5 0	14	9	20 se	James Gill, Vancouver, B.C.
83,216	Evangeline	Windsor, N.S.	1882	Hantsport, N.S.	81 2	16 8	7 5	69	28	50 se	Wm. McFarbridge, jr., Halifax, N.S.

*Formerly a sailing vessel.

ALPHABETICAL LIST of Canadian Registered Steam Vessels on Registry Books, &c.—Continued.

LISTE ALPHABÉTIQUE des vapeurs canadiens inscrits sur les registres, etc.—Suite.

Official Number. Numéro officiel.	Name of Ship. Nom du navire.	Port of Registry. Port d'enregistrement.	Built — Construit en	Where Built. — Lieu de construction.	Length in feet and 10ths. Longueur en pieds et 10es.	Breadth in feet and 10ths. Largeur en pieds et 10es.	Depth in feet and 10ths. Profondeur en pieds et 10es.	Gross Tonnage. Tonnage brut.	Registered Tonnage. Tonnage enregistré.	H.P. of Engines and Mode of Propulsion. Puissance des machines en c.v. et mode de propulsion.	Owner or Managing Owner, and Address. — Armateur ou propriétaire gérant, et adresse.
122,333	<i>Eve</i>	Vancouver.....	1907	Vancouver, B.C.....	45 0	12 0	5 7	24	16	2½ sc... H. Bell-Irving Co., Ltd., Vancouver, B.C.	
96,876	<i>Evelyn</i>	Goderich.....	1893	Goderich, Ont.....	61 0	13 8	5 3	32	22	9 sc... Dominion Fish Co., Ltd., Winnipeg, Man.	
*116,520	<i>Evelyn</i>	Lunenburg.....	1904	Lunenburg, N.S.....	48 0	13 8	6 0	18	17	¾ sc... Archie F. Davidson, Bridgewater, N.S.	
111,888	<i>Evelyn</i>	Peterboro.....	1906	Lakefield, Ont.....	30 0	6 8	2 8	4	3	½ sc... J. Blewett, Lakefield, Ont.	
117,161	<i>Evelyn</i>	Windsor, N.S.....	1905	Falmouth, N.S.....	51 0	12 4	5 4	14	9	9 sc... W. H. McKinlay, Falmouth, N.S.	
100,301	<i>Evelyn</i>	Windsor, Ont.....	1892	Sandwich, Ont.....	67 5	17 1	9 3	85	46	33 sc... French River Tug Co., Windsor, Ont.	
126,477	<i>Evelyn E. F</i>	Halifax.....	1910	East Dover, N.S.....	30 0	10 0	4 5	10	8	¾ sc... Irving W. Fader, East Dover, N.S.	
97,003	<i>Evelyn Hodgkins</i>	St. Catharines.....	1888	Thorold, Ont.....	29 2	7 0	3 6	4	3	5 sc... Freeman Hodgkins, Toronto, Ont.	
107,484	<i>Everard</i>	Sault Ste. Marie.....	1900	Gore Bay, Ont.....	51 0	13 0	6 0	25	17	12 sc... M. Graham, Kagawong, Ont.	
122,544	<i>Evergreen</i>	Vancouver.....	1901	Ballard, Wash., U.S.A.....	49 0	13 5	9 0	39	27	8 sc... Emerson Lumber Co., Ltd., Vancouver, B.C.	
116,453	<i>Evolve</i>	Vancouver.....	1903	Vancouver, B.C.....	32 5	9 5	4 1	13	9	1 sc... Albert Quinn, Broughton Island, B. C.	
131,004	<i>Ewayca</i>	St. John, N.B.....	1912	St. John, N.B.....	39 5	8 7	4 6	15	10	3 sc... John F. Williamson, St. John, N.B.	
126,287	<i>Exota</i>	St. John, N.B.....	1909	Springfield, N.B.....	34 2	9 7	3 3	14	9	3½ sc... Wm. Elliott Vaughan, Fredericton, N.B.	
92,438	<i>Express</i>	Toronto.....	1887	Toronto, Ont.....	35 9	7 3	3 6	4	3	1 sc... John B. Bowerman, Port Perry, Ont.	

* Formerly a sailing vessel.

LIST OF STEAM VESSELS

SESSIONAL PAPER No. 216

126,522	F. E. C.	Ottawa	1907	Sturgeon Falls, Ont.	37	8	12	0	3	3	22	18	2 pa...	Fred Ellsworth Clark, Sturgeon Falls, Ont.
130,641	F. N. & B.	Ottawa	1911	Sturgeon Falls, Ont.	28	0	9	6	3	2	12	8	1½ pa.	Fred F. Clark, Sturgeon Falls, Ont.
103,151	F. R. M. & D. Co. No. 1.	Vancouver	1894	Lytton, B.C.	133	6	30	0	6	3	715	486	13 pa...	Mrs. Rachael M. McFarlane, Vancouver, B.C.
130,292	F. H. Phippen	Vancouver	1910	North Vancouver, B.C.	54	4	12	3	6	0	26	17	3½ sc...	Canadian Fish & Cold Storage Co., Ltd., Prince Rupert, B.C.
103,639	F. W. Avery	Ottawa	1895	Simcoo, Ont.	37	0	16	0	3	6	14	9	20 sc...	F. W. Avery, Ottawa, Ont.
113,782	F. W. Roehling	Halifax	1890	Milford, Del., U.S.A.	102	2	22	1	12	7	162	78	40 sc...	The Beaver Dredging Co., Ltd., St. John, N.B.
116,593	F. Dupré	Montreal	1904	Sorel, Que.	73	6	20	1	9	9	114	70	48 sc...	Sincois-McNaughton Line, Ltd., Montreal, Que.
126,156	F. Paul	Sorel	1909	Sorel, Que.	54	1	12	8	6	7	18	13	12 sc...	Alphonse Desrochers, Sorel, Que.
111,966	Fairfax	Pictou, Ont.	1890	Grand Haven, Mich., U.S.A.	209	0	38	0	21	0	1,424	981	83 sc...	The Ontario & Quebec Navigation Co., Ltd., Pictou, Ont.
112,276	Fairmount	Montreal	1903	Walsend, G.B.	218	6	42	0	20	6	1,895	1,184	230 sc...	Montreal Transportation Co., Ltd., Montreal, Que.
80,764	Fairy	Sydney	1881	Quebec, Que.	37	1	11	2	5	3	16	9	8 sc...	Geo. M. Fraser, Edwardsville, N.S.
71,175	Falcon	Kingston	1874	Kingston, Ont.	40	0	8	8	3	1	13	7	8 sc...	J. C. Richardson, Brockville, Ont.
*111,984	Falcon	Vancouver	1902	Port Moody, B.C.	70	7	17	8	7	4	71	48	1 sc...	The Minister of Marine and Fisheries, Ottawa, Ont.
100,700	Falmouth	Windsor, N.S.	1898	New Glasgow, N.S.	54	2	15	1	7	3	43	29	17 sc...	Robert S. Kerr, Fox River, N.S.
126,781	Falona	New Westminster	1910	Vancouver, B.C.	63	3	12	2	7	6	33	22	2½ sc...	The Minister of Public Works, Victoria, B.C.
100,060	Fanchon	St. John, N.B.	1891	Mill-dreville, N.B.	83	4	21	0	4	7	111	70	33 pa...	H. J. Olive, St. John, N.B.
96,943	Fannie	St. John, N.B.	1875	Philadelphia, Pa., U.S.A.	55	6	12	5	6	3	34	23	8 sc...	J. F. Bridges, Tug Boat Co., Ltd., Georgetown, N.B.
85,322	Fanny Arnold	Owen Sound	1882	Owen Sound, Ont.	89	0	18	0	9	0	73	50	75 sc...	Spanish River Co., Spanish River, Ont.
126,205	Fatiguar	Vancouver	1908	Vancouver, B.C.	63	3	16	8	8	0	72	49	16 sc...	Brooks, Scanlon, O'Brien Co., Ltd., Vancouver, B.C.
121,711	Farrapat	Vancouver	Tacoma, Wash., U.S.A.	27	5	7	1	2	7	8	5	1½ sc...	The Tacoma Steel Company (Incorp.), Vancouver, B.C.
122,019	Fashion	Ottawa	1893	West Bay City, Mich., U.S.A.	60	8	16	6	6	0	43	27	21 sc...	The Minister of Public Works, Ottawa, Ont.
126,451	Fast	Sorel	1909	Sorel, Que.	81	5	11	0	4	8	58	40	13 sc...	The Minister of Public Works, Ottawa, Ont.
122,137	Faultless	New Westminster	1907	New Westminster, B.C.	102	0	21	0	10	5	145	95	39 sc...	Westminster Towing & Fish Co., Ltd., New Westminster, B.C.
121,760	Favorite	Vancouver	1881	Chinook, Ore., U.S.A.	40	0	11	3	5	7	25	17	2 sc...	O. J. Fitzcramer, Vancouver, B.C.

* Formerly "Ruth."

ALPHABETICAL List of Canadian Registered Steam Vessels on Registry Books, &c.—Continued.

LISTE ALPHABÉTIQUE des vapeurs canadiens inscrits sur les registres, etc.—Suite.

Official Number. Numéro officiel.	Name of Ship. Nom du navire.	Port of Registry. Port d'enregistrement.	Built Construit en	Where built. Lieu de construction.	Length in feet and 10ths. Longueur en pieds et 10es.	Breadth in feet and 10ths. Largeur en pieds et 10es.	Depth in feet and 10ths. Profondeur en pieds et 10es.	Gross Tonnage. Tonnage brut.	Registered Tonnage. Tonnage enregistré.	H.P. or Propulsion and Mode of Propulsion. Puissance des machines et mode de propulsion.	Owner or Managing Owner, and address. Armateur ou propriétaire gérant, et adresse.
103,308	Tawn	New Westminster	1896	Kamloops, B.C.	62 0	11 0	4 0	33	22	— sc.	Mrs. Amelia C. Ward, Kamloops, B.C.
116,863	Fay	Ottawa	1904	Ottawa, Ont.	37 0	9 0	3 0	7	6	6 sc.	E. T. Edwards, et al., Ottawa, Ont.
130,434	Fearful	New Westminster	1912	Fraser Mills, B.C.	73 4	18 0	7 8	80	42	28 sc.	Canadian Tug Boat Co., Ltd., Vancouver, B.C.
107,247	Fearless	New Westminster	1898	New Westminster, B.C.	64 0	15 0	6 5	53	36	13½ sc.	Jos. Meyers, New Westminster, B.C.
92,422	Fearless	Prescott	1886	Iroquois, Ont.	56 0	12 0	5 0	46	32	10 sc.	Mrs. Sarah M. Carman, Iroquois, Ont.
122,221	Ferdinand	Montreal	1905	St. Antoine, Que.	87 0	17 6	5 4	76	48	24 sc.	Ferdinand Fecteau, St. Antoine, Que.
107,504	Fern	Quebec	1895	Quebec, Que.	22 2	5 5	1 8	2	1	1½ sc.	T. Magnan, Ste. Thècle, Que.
112,292	Fern	Winnipeg	1902	Winnipeg, Man.	49 0	9 5	5 5	16	12	12 sc.	Stephen Sigurdsson, Hnausa, Man.
126,089	Fernie	Vancouver		U. S. A.	37 6	8 4	3 3	8	6	2½ sc.	Dominic Burns, Vancouver, B.C.
107,174	Fida	Port Arthur		Collingwood, Ont.	24 0	6 5	2 4	2	2	1 sc.	Ben. Almos, Jack Fish, Ont.
103,644	Fidelia	Toronto	1897	Kingston, Ont.	38 9	7 6	4 1	9	6	5 sc.	A. W. Blackford, Toronto, Ont.
103,152	Fingal	Vancouver	1895	Vancouver, B.C.	85 0	19 1	6 5	91	60	3 sc.	Coast Steamship Co., Ltd., Vancouver, B.C.
130,456	Finn	Vancouver	1911	North Vancouver, B.C.	39 2	11 8	4 5	14	9	1 sc.	Wallace Fisheries, Ltd., Vancouver, B.C.
96,724	Fire Fly	Halifax	1886	Chatham, N.B.	22 5	5 0	2 5	1	1	1 sc.	Wm. Marshall Black, Halifax, N.S.
111,503	Fire Fly	New Westminster	1901	New Westminster, B.C.	56 0	17 0	4 5	46	29	4 pa.	T. B. Duffey and Joseph Saul, New Westminster, B.C., J.O.

SESSIONAL PAPER No. 21b

	1906	Winnipeg, Man.	1906	19 0	5 0	102	69	4 pa.	
121,776 Fire King	Winnipeg	Winnipeg, Man.	26 0	19 0	5 0	102	69	4 pa.	Manitoba Sand & Dredging Co., Ltd., Winnipeg, Man.
*130,412 Fire Queen	Vancouver	Unknown	31 3	7 0	3 8	8	5	1 sc	John W. Warden, Vancouver, B.C.
100,133 Fisherman	Winnipeg	Selkirk, Man.	66 5	15 4	5 4	11	30	5 sc	Winnipeg Fish Co., Ltd., Winnipeg, Man.
125,775 <i>Fischerman's Pride</i>	Richibucto	Richibucto, N.B.	29 0	11 0	4 6	11	11	1 sc	Andrew Loggie, Dalhousie, N.B.
126,278 Fishmaid	New Westminster	Steveston, B.C.	39 8	10 3	4 2	13	10	2 sc	George MacKie, M. O., New Westminster, B.C.
†112,080 Five Roses	Kenora	Kenora, Ont.	54 5	12 0	4 0	13	29	2 sc	Edward Camors and Robert Ferris, J.O., Rainy River, Ont.
107,326 Flash	Halifax	Charlottetown, P.E.I.	38 0	8 1	3 8	8	5	8 sc	Wm. Brazley, Halifax, N.S.
†130,542 <i>Flat</i>	Vancouver	U. S. A.	26 0	9 3	2 2	7	5	‡ sc	R. H. Elder, Flat Island, B.C.
‡116,727 <i>Fleeta</i>	St. John, N.B.	St. John, N.B.	35 8	7 4	3 7	9	6	1 sc	J. D. Purdy, St. John, N.B.
121,961 <i>Flecting</i>	Kingston	Gananoque, Ont.	30 6	9 8	2 4	7	5	‡ sc	Wm. McMaster, Amherst Is., Ont.
111,450 Fleure de Mai	Ottawa	Sturgeon Falls, Ont.	34 0	8 0	3 5	7	6	8 sc	Isaac Laroque, Sturgeon Falls, Ont.
103,811 Florence	Belleville	Napanee, Ont.	28 3	7 9	3 2	3	2	5 sc	John Milling, Fredericksburg, Ont.
121,826 <i>Florence</i>	Montreal	Verdun, Que.	35 3	6 0	2 8	3	2	1 sc	R. C. Smith, K.C., Montreal, Que.
83,072 Florence	Ottawa	Rockland, Ont.	81 0	18 3	7 0	62	21	34 sc	The Ottawa Transportation Co., Ltd., Ottawa, Ont.
100,127 Florence	Ottawa	Snyder Depot, Ont.	74 5	21 4	5 0	40	32	15 pa.	Canada Lumber Co., Carleton Place, Ont.
103,770 Florence	Paspebiac	Newcastle, N.B.	47 5	10 1	4 6	19	13	6 sc	F. J. Allard, New Carlisle, Que.
112,361 Florence	Port Hope	Brighton, Ont.	48 0	9 0	3 2	7	5	1 sc	E. P. Ainsworth, Brighton, Ont.
85,153 Florence	Quebec	Quebec, Que.	91 2	22 8	9 5	133	90	25 sc	Wilfrid Robidoux, Yamaska, Que.
88,309 Florence	Quebec	Levis, Que.	91 0	19 8	9 0	113	30	54 sc	The Quebec Transportation & Forwarding Co., Ltd., Quebec, Que.
103,143 Florence	Quebec	Three Rivers, Que.	51 6	10 8	4 1	18	12	5 sc	The James MacLaren Co., Ltd., Buckingham, Que.
85,229 Florence	Toronto	Huntsville, Ont.	54 0	10 1	3 0	27	18	3 sc	Lorenzo McKenny, Huntsville, Ont.
**126,420 Florence	Toronto	Elizabeth, N.J., U.S.A.	144 0	22 6	9 6	257	123	65 sc	John C. Eaton, Toronto, Ont.
97,163 Florence	Victoria	Victoria, B.C.	51 0	14 2	5 9	30	18	3 sc	C. F. Todd, M.O., Victoria, B.C.
103,905 Florence	Victoria	Port Blakely, U.S.A.	35 3	10 4	4 4	9	6	1 sc	M. Ferguson, Nanaimo, B.C.
90,785 Florence	Victoria	Victoria, B.C.	64 0	18 5	4 2	59	10	5 sc	H. M. Dumbleton, Victoria, B.C.

* Formerly "Queen." † Formerly "Edith." ‡ Formerly "Fleeta." § Foreign name "Emeline."

† Formerly "Queen." ‡ Formerly "Edith." § Foreign name "Golden Rod."

ALPHABETICAL LIST of Canadian Registered Steam Vessels on Registry Books, &c.—Continued.

LISTE ALPHABÉTIQUE des vapeurs canadiens inscrits sur les registres, etc.—Suite.

Official Number. Numéro officiel.	Name of Ship. Nom du navire.	Port of Registry. Port d'enregistrement.	Built — Construit en	Where Built. — Lieu de construction.	Length in feet and 10ths. Longueur en pieds et 10es.	Breadth in feet and 10ths. Largeur en pieds et 10es.	Depth in feet and 10ths. Profondeur en pieds et 10es.	Gross Tonnage. Tonnage brut.	Registered Tonnage. Tonnage enregistré.	H.P. of Engines and Mode of Propulsion. Puissance des machines en c.v. et mode de propulsion.	Owner or Managing Owner, and Address. — Armateur ou propriétaire gérant, et adresse.
121,975	Florence Carlin	Victoria	1906	Knalt, B.C.	97.5	20.4	4.6	143	90	9 pa.	The Columbia River Lumber Co., Ltd., Golden, B.C.
*122,032	Florence E. Melan ^{son}	Weymouth	1908	Gilbert Cove, N.S.	88.0	25.6	8.6	115	92	2 sc.	Bernard N. Melanson, Gilbert Cove, N.S.
94,770	Florence M.	Owen Sound	1897	Owen Sound, Ont.	44.0	7.2	3.5	8	6	2 sc.	J. McDonald, Sault Ste. Marie, Ont.
*107,993	Florence May	Canso	1899	Queensport, N.S.	37.0	11.4	6.0	11	10	½ sc.	John Kennedy, Canso, N.S.
100,034	Florissant	Toronto	1891	Toronto, Ont.	30.0	6.0	3.0	3	2	3 sc.	Rutherford Chumming, Toronto, Ont.
116,440	Flosie	Vancouver	1903	Vancouver, B.C.	30.0	8.4	3.4	12	8	2 sc.	A. S. Cunningham, Broughton Isl. B.C.
130,853	Flower of Buchanan	Vancouver	1912	Steveston, B.C.	37.0	9.2	3.1	8	5	½ sc.	James Winter, et al., Vancouver, B.C.
90,751	Flushing	St. John, N.B.	1882	Athens, N.Y., U.S.A.	115.9	24.0	8.2	178	73	61 sc.	Parker Glasier, Lincoln, Sumbury Co., N.B.
121,978	Fluttrby	Victoria	1906	Victoria, B.C.	20.0	5.4	3.0	2	2	½ sc.	Arthur E. C. Lane, Dunceans, B.C.
107,712	Flyer	New Westminster	1899	Vancouver, B.C.	65.6	14.3	6.9	48	32	14 sc.	Monarch Towing & Trading Co., Ltd., New Westminster, B.C.
103,674	Flyer	Toronto	1892	Kingston, Ont.	39.2	6.4	2.8	4	3	3 sc.	John Rogers, Port Sandfield, Ont.
116,455	Flying Cloud	Victoria	1903	Vancouver, B.C.	36.4	10.1	4.7	16	11	1 sc.	Ah See, Coal Island, B.C.
124,788	Flying Spur	New Westminster	1910	Steveston, B.C.	38.8	8.8	4.0	10	7	2 sc.	W. L. Thomson, Vancouver, B.C.
112,028	Foam	Quebec	1900	Quebec, Que.	42.6	10.8	4.3	16	7	3 sc.	John S. Thom, Quebec, Que.

*Formerly a sailing vessel.

SESSIONAL PAPER No. 21b

116,412	Forger	Victoria	1904	Victoria, B.C.	84 0	18 8	6 6	90	57	13 se	Steamer "Forger", B.C.	Victoria, B.C.
†126,449	Forest B.	Kenora	1895 1910	Rainy River, Ont.	75 0	17 0	6 0	88	60	4 se	Rat Portage Lumber Co., Ltd., St. Boniface, Man.	
122,167	Forest Queen	Vancouver	1906	Vancouver, B.C.	50 5	11 7	6 0	35	21	3 se	Nell A. McKinnon and G. Y. Hibbard, Vancouver, B.C.	
130,675	Fornian F.	Lauenburg	1910	Little Tancook, N.S.	42 4	10 9	6 2	15	14	3 se	Obed Fleet, Blandford, N.S.	
92,344	Forrest	Quebec	1887	Chicoutimi, Que.	58 0	11 1	7 0	26	18	15 se	B. J. Kaing, Quebec, Que.	
126,944	Fort Fraser	Victoria	1910	Soda Creek, B.C.	56 0	11 8	2 9	33	21	2 pa.	John K. McLennan, and Allan J. Adamson, Winnipeg, Man.	
103,225	4 Mucks	Ottawa	1889	Kingston, Ont.	25 0	4 8	2 4	1	1	3 se	J. C. McNic, et al., Charlton Place, Ont.	
121,750	Four Winds	Vancouver	1906	Vancouver, B.C.	25 0	9 7	5 8	8	5	3 se	Donald G. Forbes, Victoria, B.C.	
130,738	Frances Lenore	Lauenburg	1911	Tancook, N.S.	41 6	10 0	5 6	13	12	3 se	Russel Garrison, M.O., Indian Harbour, N.S.	
126,051	Frances W.	Owen Sound	1908	Collingswood, Ont.	59 0	16 0	8 0	43	41	8 se	Canadian Dredging Co., Ltd., Durham, Ont.	
126,897	Francis Cutting	Vancouver	1889	San Francisco, Cal., U.S.A.	80 5	20 5	7 6	91	60	14 se	Wm. H. Whalen, Vancouver, B.C.	
130,846	Francis Idaho	Vancouver	1911	Vancouver, B.C.	37 5	11 0	5 0	14	10	7 1/2 se	Austin Gill, Vancouver, and Louis Godde, West Sooko, B.C.	
126,651	Francis Martin	Midland	1909	Ponctanguishene, Ont.	50 3	12 4	5 1	27	13	3 se	William Martin, Ponctanguishens, Ont.	
126,454	François C.	Sorel	1909	Sorel, Que.	86 0	17 1	5 8	126	49	13 se	François Grepiau, Sorel, Que.	
107,895	Frank	Montreal	1900	Cardinal, Ont.	40 0	10 0	3 2	16	3	25 se	T. Bastien, J. Laurin, and W. C. Leitch, J.O., Montreal, Que.	
163,651	Frank Burton	Winnipeg	1896 1902	Solkirk, Man.	65 0	15 0	7 8	91	63	15 se	Northwest Navigation Co., Limited, Winnipeg, Man.	
116,386	Frank C. Barnes	Port Arthur	1892	Manistee, Mich., U.S.A.	66 0	16 0	8 0	63	43	10 se	Canadian Towing & Wrecking Co., Ltd., Port Arthur, Ont.	
80,649	Frank C. Batt	Montreal	1883	Yarmouth, N.S.	59 5	13 6	5 9	33	16	30 se	Robert Ford, et al., Montreal, Que.	
107,192	Frank G. McAnby	Port Stanley	1898	Southampton, Ont.	67 6	15 8	7 3	43	29	14 se	Nathan S. Cornell, Port Stanley, Ont.	
130,238	Frank H. Stanley	Port Stanley	1912	Port Stanley, Ont.	66 0	15 0	7 5	43	29	10 1/2 se	Harry L. Moore and Walter S. Stanton, J.O., Port Stanley, Ont.	
83,390	Frank Jackman	Toronto	1882	Oakville, Ont.	65 0	15 5	6 6	39	26	75 se	Wm. J. Pinn, Montreal, Que., and Solomon Thompson, Toronto, Ont., J.O.	
117,079	Frank L.	Toronto	1905	Parry Sound, Ont.	68 7	14 0	6 6	46	31	10 se	Wm. H. Oldfield, Parry Sound, Ont.	
112,083	Frank Marshall	Kenora	1903	Kenora, Ont.	52 0	12 5	5 5	30	20	3 se	Frank Marshall, Kenora, Ont.	
126,122	Frank N. McCrea	Kingston	1908	Kingston, Ont.	47 8	11 0	5 0	19	10	3 1/2 se	Frank N. McCrea, Sherbrooke, Que.	

† Formerly "Brandon" and "Edna Bridges."

ALPHABETICAL LIST of Canadian Registered Steam Vessels on Registry Books, &c.—Continued.

LISTE ALPHABÉTIQUE des vapeurs canadiens inscrits sur les registres, etc.—Suite.

Official Number. Numéro officiel.	Name of Ship. Nom du navire.	Port of Registry. Port d'enregistrement.	Built — Construit — en	Where built. — Lieu de construction.	Length in feet and 10ths. Longueur en pieds et 10 ^{es} .	Breadth in feet and 10ths. Largeur en pieds et 10 ^{es} .	Depth in feet and 10ths. Profondeur en pieds et 10 ^{es} .	Gross Tonnage. Tonnage brut.	Registered Tonnage. Tonnage enregistré.	H. P. of Engines and Mode of Propulsion. Puissance des machines en c. v. et mode de propulsion.	Owner or Managing Owner, — and Address. — Armateur ou propriétaire gérant, — et adresse.
70,287	Frank Perew.....	Montreal.....	1867	Buffalo, N.Y., U.S.A.....	72 6	16 6	6 7	43	24	110 sc... The Minister of Railways and Canals, Ottawa, Ont.	
92,648	Frankie.....	Wallaceburg.....	1888	Wallaceburg, Ont.....	41 5	9 8	3 1	24	16	1 sc... John Lee, Wallaceburg, Ont.	
116,223	Frankie H.....	Quebec.....	1903	Quebec, Que.....	45 0	11 1	4 6	17	8	20 sc... Michael J. Hackett, Quebec, Que.	
103,159	Fraser.....	Vancouver.....	1896	Vancouver, B. C.....	67 2	12 4	4 8	36	25	6 sc... Rupert H. Stuttard, Vancouver, B. C.	
116,715	Fraserville.....	Quebec.....	1904	Port Glasgow, G. B.....	60 0	15 3	7 4	51	35	16 sc... D. Fraser, D. Fraser, Jr., Fredericton, N. B., and A. Fraser, Cabano, Que., J. O.	
107,415	Fred.....	Montreal.....	1899	Montreal, Que.....	48 4	12 1	5 9	24	16	17 sc... Sincennes McNaughton Line, Ltd., Montreal, Que.	
94,688	Fred A. Hodgson.....	Collingwood.....	1890	Collingwood, Ont.....	97 1	17 8	8 2	173	106	6 sc... Manley Chew, Midland, Ont.	
92,302	Fred Davidson.....	Collingwood.....	1887	Penetanguishene, Ont.....	62 0	14 7	6 9	43	29	10 sc... Chas. L. D. Sims, Little Current, Ont.	
103,260	Fred Glasier.....	St. John, N. B.....	1896	Lincoln, N. B.....	37 9	8 8	4 1	10	7	6 sc... Parker Glasier, Lincoln, Sunbury Co., N. B.	
111,791	Fred. L. M. Paint.....	Port Hawkesbury.....	1902	Port Hawkesbury, N. S.....	68 0	17 9	8 9	88	39	24 sc... T. H. McDonald, M. O., Port Hawkes- bury, N. S.	
92,478	Fred. M. Batt.....	Charlottetown.....	1888	Mt. Stewart, P. E. I.....	67 5	18 0	7 7	60	38	14 sc... The Island Tug Co., Ltd., Charlotte- town, P. E. I.	
†100,894	<i>Fred de Norman</i>	Weymouth.....	1896	Belleveaux Cove, N. S.....	50 5	17 4	7 1	33	31	1 sc... Boardman Cheney, White Head, N. B.	
103,699	Freddie.....	Sault Ste. Marie.....	1897	Richard's Landing, Ont.....	28 0	7 6	3 4	5	3	— sc... F. V. Rodgers, Richard's Landing, Ont.	

† Formerly a sailing vessel.

SESSIONAL PAPER No. 21b

	Toronto	1906	Farry Sound, Ont.	40 0	8 7	5 0	16	11	1 se...	George Enoch Adams, Farry Sound, Ont.
122,080	Freddie Adams	1906	Farry Sound, Ont.	40 0	8 7	5 0	16	11	1 se...	George Enoch Adams, Farry Sound, Ont.
80,621	Freddie V	1881	Yarmouth, N.S.	61 0	13 2	5 6	27	13	40 se...	Hugh Cann & Son, Ltd., Yarmouth, N.S.
130,911	Fredelia II.	1910	Seattle, Wash, U.S.A.	43 9	12 5	4 8	20	14	3 se...	Peter Wallace, Vancouver, B.C.
112,301	Frederick	1901	Saskirk, Man.	63 8	15 0	6 4	36	27	10 se...	The Winnipeg Fish Co., Ltd., Winnipeg, Man.
131,143	Fredua	1912	Vancouver, B.C.	34 7	7 6	3 7	9	7	½ se...	Fred W. Cunningham, Vancouver, B.C.
100,584	Frolic	1890	Montreal, Que.	47 0	9 2	5 8	16	10	2 se...	Octave Mauissette, Grand Mere, Que.
111,767	Frontenac	1901	Garden Island, Ont.	89 0	21 8	7 8	111	64	75 se...	The Galvin Co., Ltd., Garden Island, Ont.
121,782	Frontenac	1903	Westmeath, Ont.	34 1	9 4	5 6	8	4	½ se...	The Upper Ottawa Improvement Co., Ltd., Ottawa, Ont.
107,668	Frontenac	1899	Levis, Que.	119 6	28 1	9 6	301	206	48 se...	La Compagnie Maritime et Industrielle de Levis, Levis, Que.
494,426	Frontier	1899	Pictou, Ont.	185 1	26 0	9 7	700	371	274 pa...	The Argyle Steamship Co., Ltd., Toronto, Ont.
116,614	Frontiersman	1908	White Horse, Y.T.	14 8	7 0	2 5	1	1	— se...	Thomas Smith, White Horse, Y. T.
130,847	Full Moon	1912	Vancouver, B.C.	48 0	10 5	5 3	21	16	2 se...	Knox Walken, Vancouver, B.C.
126,049	G. A. McLaurin	1909	Peterborough, Ont.	36 9	10 0	4 4	17	12	1 se...	Geo. A. McLaurin, Savanne, Ont.
105,882	G. B. Greene	1896	Qayon, Que.	142 1	41 8	8 0	255	218	125 pa...	The Upper Ottawa Improvement Co., Ltd., Ottawa, Ont.
116,647	G. B. Patton II.	1904	Qayon, Que.	61 5	14 7	6 1	51	38	6½ se...	The Upper Ottawa Improvement Co., Ltd., Ottawa, Ont.
66,912	G. D. Hunter	1873	Portland, N.B.	72 0	18 5	8 1	68	13	46 se...	Miss Alma F. Gregory, St. John, N. B.
130,495	G. H. Nottier	1912	Greenville, Que.	51 7	14 0	5 5	33	16	4 se...	W. C. Edwards Co., Ltd., Rockland, Ont.
103,269	G. K. King	1897	Gondola Point, N.B.	57 2	15 1	6 4	45	31	15 se...	Mrs. C. A. Waring, et al., St. John, N. B.
92,288	G. P. McIntosh	1888	Meaford, Ont.	78 0	16 0	7 3	58	40	60 se...	M. J. Logan, Port Colborne, Ont.
123,324	G. R. Crovo	1907	Dundee, G.B.	331 0	43 4	22 9	2,940	2,317	116 se...	The St. Lawrence & Chicago Steam Nav. Co., Ltd., Toronto, Ont.
130,313	G. R. Geary	1912	Toronto, Ont.	62 7	17 0	8 0	199	135	8½ se...	Corporation of the City of Toronto, Toronto, Ont.
*133,716	G. R. Hughes	1912	Oakland, Cal., U.S.A.	68 4	15 7	7 0	42	29	7½ se...	Stanley Chillington, et al., Vancouver, B.C.
126,839	G. Whiz	1911	Hamlet, Ont.	73 0	16 0	3 0	55	39	12 se...	N. E. Bennett, Hamlet, Ont.

*Formerly "Argyle." †Foreign name "Rosine."

ALPHABETICAL LIST of Canadian Registered Steam Vessels on Registry Books, &c.—(Continued).

LISTE ALPHABÉTIQUE des vapeurs canadiens inscrits sur les registres, etc.—Suite.

Official Number. Numéro officiel.	Name of Ship. Nom du navire.	Port of Registry. Port d'inscription.	Built Constructé en	Where Built. Lieu de construction.	Length in feet and 10ths. Longueur en pieds et 10es.	Breadth in feet and 10ths. Largeur en pieds et 10es.	Depth in feet and 10ths. Profondeur en pieds et 10es.	Gross Tonnage. Tonnage brut.	Registered Tonnage. Tonnage enregistré.	H.P. of Engines and Mode of Propulsion. Puissance des machines en chevaux et mode de propulsion.	Owner or Managing Owner, and Address. Armateur ou propriétaire gérant, et adresse.
103,570	Gadabont	Montreal	1895	New York, N.Y., U.S.A.	30 6	6 3	2 6	3	2	1 sc	C. R. Hosmer, Montreal, Que.
107,409	Gadfly	Montreal	1898	Jersey City, N.J., U.S.A.	27 2	7 2	2 4	2	2	1 sc	James Bryce Allan, Montreal, Que.
126,489	Gaetan	Montreal	1909	Grenville, Que.	35 0	9 0	4 8	15	9	2 sc	George Dansereau, Grenville, Que.
107,206	Galatia	Winnipeg	1898	Wabigoon, Ont.	69 0	12 5	3 8	46	30	6 sc	John T. Lepage, Wabigoon, Ont.
112,079	Gale	Kenora			22 0	5 5	3 0	3	1	1 sc	Foley Mines Co., Ltd., Mine Centre, Ont.
96,983	Galena	New Westminster	1888	Kootenay River, U.S.A.	79 8	16 0	5 0	73	50	3 sc	M. T. Johnston, Victoria, B.C.
130,696	Gambier	Vancouver	1911	Vancouver, B.C.	28 2	9 0	3 2	9	6	½ sc.	Thomas H. Burgess, M.O., Vancouver, B.C.
83,130	Gambinus	Halifax	1881	Halifax, N.S.	48 0	15 2	5 5	28	19	20 sc	Halifax Breweries Co., Ltd., London, Eng.
126,642	Gambier	Port Dover	1909	Port Dover, Ont.	54 0	13 6	5 8	26	18	3 sc	Harry W. Ansley, Port Dover, Ont.
122,605	Gamaua	Kenora	1906	Hamilton, Ont.	23 0	6 3	3 8	2	2	½ sc	John A. Johnston, Ignace, Ont.
100,035	Garden City	Toronto	1892	Toronto, Ont.	177 9	26 1	10 0	637	401	150 hp.	The Niagara, St. Catharines & Toronto Nav., Co., Ltd., Toronto, Ont.
† 122,435	Gargantua	Sault Ste. Marie	1882	St. Clair, Mich., U.S.A.	240 0	40 0	22 0	1,499	1,290	88 sc	The Midland Towing & Wrecking Co., Ltd., Midland, Ont.
96,903	Garnet	Kingston	1889	Kingston, Ont.	53 0	11 6	4 5	19	12	9 sc	James P. MacDonald, Mississauga Island, Ont.
*70,228	Gaspeian	Quebec	1874	Walsend-on-Tyne, G.B.	160 8	27 1	11 3	490	287	70 sc	Honoré Blouin, Quebec, Que.

† Formerly "D. C. Whitney." * Formerly "Warkworth," and foreign name "Theodore Conseil."

No.	Name	Home Port	Year	Tonnage	Length	Breadth	Depth	Speed	Engine	Agent	Remarks	
130,527	Gaudioso	Montreal	1911	Verdun, Que.	27	7	7	9	2	5	3	Loke Maguante Pulp Co., Lakes Me-
121,762	Gazoka	Vancouver	1906	Vancouver, B.C.	34	2	13	5	4	9	13	Guidé, Que. C. E. Muenell, Vancouver B.C.
107,710	Geisha	Toronto	1900	Toronto, Ont.	50	9	10	0	4	2	13	John Hendry, Toronto, Ont.
121,749	Geisha	Vancouver		Hong Kong, China	20	0	5	5	3	0	2	Geo. Giles, Wm. Thompson and David Harkness, Vancouver, B.C.
100,546	Gem	Digby	1896	Wesport, N.S.	32	0	6	5	4	6	5	John E. Moore, Westport, N.S.
103,684	Gem	Toronto	1897	Port Sydney, Ont.	53	4	12	2	8	0	35	A. S. Smith, Stephenson Township, Unskoka, Ont.
96,985	Gemini	New Westminster	1891	New Westminster, B.C.	49	0	7	6	3	8	6	James A. Clarke, New Westminster, B.C.
131,144	Gene	Vancouver	1912	Vancouver, B.C.	40	0	9	5	4	7	11	Clarence Wakley, Vancouver, B.C.
107,482	Genl. Weitzel	Sault Ste. Marie	1881	Buffalo, N.Y., U.S.A.	57	0	12	0	5	9	24	Mrs. Francis A. Shipman, Richards Landing, Ont.
116,968	Geneva	Digby	1904	Belfast, Me., U.S.A.	42	6	11	8	4	0	14	John W. Snow, Fort Wade, N.S.
117,071	Geneva	Toronto	1905	Orellia, Ont.	80	7	16	3	5	3	32	William Thomson, Orellia, Ont.
1131,051	George A. Graham	Port Arthur	1891	Chicago, Ill., U.S.A.	310	5	39	1	21	3	2110	The Canadian North West Steam- ship Co., Ltd., Port Arthur, Ont.
85,353	Geo. A. Harris	Ottawa	1882	Hull, Que.	90	0	18	8	7	2	87	The Ottawa Transportation Co., Ltd., Ottawa, Ont.
107,335	George A. R.	Yarmouth	1900	U.S.A.	16	0	4	0	2	4	1	George H. Robertson, Pubnico, N.S.
121,821	George Crete	Montreal	1905	Grandes Piles, Que.	54	0	10	9	2	6	17	George Crete, Grandes Piles, Que.
111,974	Geo. D. Morrison	Sandampton	1905	Kincardine, Ont.	57	6	13	7	5	0	23	William Morrison, Kincardine, Ont.
126,060	George E. Young	Owen Sound	1909	Tobacumary, Ont.	42	0	10	0	3	6	12	W. W. Ramsbury, Tobacumary, Ont.
122,437	George Emerson	Sault Ste. Marie	1888	Buffalo, N.Y., U.S.A.	61	0	11	7	6	0	32	Thomas Canby, Sault Ste. Marie, Ont.
116,411	Geo. F. Pipet	Victoria	1904	Nakusp, B.C.	78	0	16	0	6	2	70	Empire Lumber Co., Ltd., Revel- stoke, B.C.
121,968	George H.	Kingston	1886	Kingston, Ont.	31	4	6	0	2	6	4	Mrs. May A. Hammond, Kings- ton, Ont.
122,643	George H. Johnson	Ottawa	1907	Arnprior, Ont.	50	0	15	0	6	0	56	McEachin Brothers, Ltd., Arnprior, Ont.
130,221	George H. Jones	Owen Sound	1910	Owen Sound, Ont.	65	4	14	5	6	0	71	David Rumley and Secord, Robnson, Owen Sound, Ont.
121,810	George L.	Digby	1906	Shelburne, N.S.	67	0	17	6	7	4	61	Procter J. Walker, Port Hawkesbury, N.S.
71,218	George Maytham	Sarnia	1870	Buffalo, N.Y., U.S.A.	53	6	15	7	7	8	40	D. B. McCrae, Melbourn Bay, Ont.
130,323	George P.	Kingston	1905	Rockport, Ont.	31	6	8	3	3	0	7	Charles J. Reilly, Brockville, Ont.

† Formerly "Marina"

ALPHABETICAL LIST of Canadian Registered Steam Vessels on Registry Books, &c.—Continued.

LISTE ALPHABÉTIQUE des vapeurs canadiens inscrits sur les registres, etc.—Suite.

Official Number. Numéro officiel.	Name of Ship. Nom du navire.	Port of Registry. Port d'enregistrement.	Built — Construit en	Where Built. Lien de construction.	Length in feet and 10ths. Longueur en pieds et 10 ^{es} .	Breadth in feet and 10ths. Largeur en pieds et 10 ^{es} .	Depth in feet and 10ths. Profondeur en pieds et 10 ^{es} .	Gross Tonnage. Tonnage brut.	Registered Tonnage. Tonnage enregistré.	H.P. of Engines and Mode of Propulsion. Puissance des machines en cv. et mode de propulsion.	Owner or Managing Owner, and Address. Armateur ou propriétaire gérant, et adresse.
122,295	George V.....	Prince Albert.....	1911	Prince Albert, Sask.....	110 0	26 7	4 0	105	65	4 hp..	City of Prince Albert, Prince Albert, Sask.
111,809	Geo. W. Cuyler.....	Sault Ste. Marie.....	1880	West Bay City, Mich., U.S.A.	61 0	14 6	5 4	56	38	— sc..	B. H. Turner, Little Current, Ont.
131,014	Geo. W. Infield Smith.....	Quebec.....	1903	Levis, Que.....	51 6	11 5	4 5	25	14	3 sc..	John Fenderson, & Co. (Inc.), St. Marie de Sayabec, Que.
116,931	Georgia.....	Ottawa.....	1900	Victoria, B.C.....	60 0	11 3	5 0	34	23	12 sc..	The Minister of Marine and Fisheries, Ottawa, Ont.
80,596	Georgian.....	Toronto.....	1864	Georgian Bay, Ont.....	130 0	21 8	11 5	377	227	75 sc..	The Canadian Pacific Ry. Co., Montreal, Que.
92,617	Georgina.....	Port Arthur.....	1893	Port Arthur, Ont.....	71 0	14 8	7 0	44	30	25 sc..	Samuel Forrest, Fort William, Ont.
126,769	Gerald R.....	Montreal.....	1910	Montreal, Que.....	56 0	11 7	6 8	51	20	6 sc..	Michael J. Hauey, et al., J. O., Toronto, Ont.
97,420	Geraldine.....	Collingwood.....	1893	Parry Sound, Ont.....	66 0	14 4	6 8	65	45	6 sc..	John Galna, M.O., Parry Sound, Ont.
107,164	Germanic.....	Collingwood.....	1899	Collingwood, Ont.....	181 0	32 0	12 1	1,014	676	63 sc..	The Northern Navigation Co., Ltd., Collingwood, Ont.
111,964	Geronia.....	Pictou.....	1911	Collingwood, Ont.....	219 6	42 0	10 4	2105	1469	183 sc..	The Ontario & Quebec Navigation Co., Ltd., Pictou, Ont.
*69,636	Gertie.....	Montreal.....	1873 1900	Buffalo, N.Y., U.S.A. Lachine, Que.....	51 6	12 3	7 3	21	14	4 sc..	James Paudergast, Cornwall, Ont.
116,377	Gertie.....	Port Arthur.....	1903	Fort William, Ont.....	58 0	17 0	4 5	53	37	2 sc..	Samuel Forrest, Fort William, Ont.
100,045	Gertrude.....	Brockville.....	1895	Brockville, Ont.....	27 2	6 1	3 2	3	1	4 sc..	P. F. Nolan, Brockville, Ont.
121,737	Gertrude.....	Vancouver.....	1905	Vancouver, B.C.....	25 9	6 6	2 5	3	2	½ sc..	Packers Steamship Co., Ltd., Vancouver, B.C.

*Foreign name "Champion."

85,420	Gertrude A. Ranney.	St. Catharines	1883	Port Colborne, Ont.	42 1	10 1	4 8	14	9	12 80	Noble Bros. Co., Ltd., Owen Sound, Ont.
103,715	Gertrude M.	Yarmouth	1898	Liverpool, N.S.	70 0	17 0	7 5	48	25	17 80	Hugh Cann & Son, Ltd., Yarmouth, N.S.
116,462	Gi-Kenni.	Vancouver	1903	Vancouver, B.C.	35 4	9 0	3 9	14	9	2 80	The Superintendent General of Indian Affairs, Ottawa, Ont.
85,712	Gilbert.	Toronto	1884	Cardinal, Ont.	72 0	19 0	5 5	41	28	35 80	M. J. Haney and Roger Miller, Toronto, Ont.
130,806	Gilford.	Vancouver	1907	Seattle, Wash., U.S.A.	39 1	12 4	4 6	18	12	2 80	A. W. McLeod, Vancouver, B.C.
62,429	Gipsy	Pictou, N.S.	1874	Yarmouth, N.S.	42 7	12 0	5 0	17	11	20 80	Hugh McDonald, Sydney, N.S.
122,074	Gipsy	Toronto	1906	Toronto, Ont.	51 8	12 5	4 1	35	24	2 80	Fredrick W. Hendry, Toronto, Ont., and Frank S. Bridgden, New Lisland, Ont., J.O.
103,295	Gipsy	Vancouver	1893	Seattle, Wash., U.S.A.	32 0	9 0	3 1	10	7	1 80	H. C. M. Northcott, Vancouver, B.C.
90,536	Glacial.	Montreal	1885	Sorel, Que.	103 2	21 0	7 8	109	71	38 80	The Corporation of the City of Three Rivers, Three Rivers, Que.
111,929	Glad Tidings.	Toronto	1902	Orillia, Ont.	42 0	10 0	4 0	10	7	2 80	The Muskoka Wood Manufacturing Co., Ltd., Huntsville, Ont.
61,393	Gladiator.	Sydney	1864	Brooklyn, N.Y., U.S.A.	71 0	18 0	8 0	70	37	150 80	J. W. Gordon, North Sydney, N.S.
121,765	Gladys	Vancouver	Vancouver, B.C.	28 7	7 1	3 2	10	7	4 80	William A. Clark, Vancouver, B.C.
107,722	Gladys	Vancouver	1899	Jersey City, N.J., U.S.A.	45 4	10 0	3 9	9	6	15 80	Controller Northwest Mounted Police, Ottawa, Ont.
130,945	Gladys Irene.	Lunenburg	1912	Tancook, N.S.	46 3	12 0	6 5	18	16	1 80	Carler Harrie, Terrence Bay, N.S.
130,597	Gladys Thorburn.	Shelburne	1912	Shelburne, N.S.	70 1	17 7	8 2	41	39	2 80	John H. Thorburn, M. O., Sand Point, N.S.
107,526	Gleaner	Victoria	1899	Lake Bonnell, B.C.	115 0	24 6	5 5	241	149	5 80	John Irving Navigation Co., Ltd., Victoria, B.C.
130,645	Glen Allen.	Ottawa	1912	Kingston, Ont.	112 8	26 4	8 5	276	113	20 80	The Ottawa Forwarding Co., Ltd., Ottawa, Ont.
121,958	Glen Eric.	Port Stanley	1909	Port Stanley, Ont.	60 0	16 6	7 1	43	29	16 80	John Howe, John Price and Andrew Quinn, J.O., Port Stanley, Ont.
107,789	Glen Isle	Ottawa	1900 1911	Ottawa, Ont.	108 0	23 6	6 6	156	95	1 80	Rideau Canal Supply Co., Ltd., Ottawa, Ont.
111,982	Glen Rosa.	Vancouver	1902	Vancouver, B.C.	45 3	10 6	1 6	18	12	2 80	Waldace Bros. Packing Co., Ltd., Vancouver, B.C.
122,067	Glen Villa.	Montreal	1906	Chatham, Ont.	36 1	8 1	3 2	8	5	2 80	Geo. Albert Lofaron, North Hatley, Que.
116,708	Gleonda	Toronto	1904	Magnacawan, Ont.	63 0	12 4	4 3	65	44	2 80	Albert A. Agat, Innes Falls, Ont.
130,800	Glenboro	Vancouver	1912	Vancouver, B.C.	61 0	17 3	8 6	74	50	13 80	Wm. McRae, Vancouver, B.C.
100,006	Glencoe	Annapolis Royal	1891	Granville, N.S.	52 0	19 0	4 0	32	25	33 80	W. H. Weatherston, Granville, N.S.

4 Foreign name "Magellan." | Formerly "Welshman."

ALPHABETICAL List of Canadian Registered Steam Vessels on Registry Books, &c.—Continued.

LISTE ALPHABÉTIQUE des vapeurs canadiens inscrits sur les registres, etc.—Suite.

Official Number. Numéro officiel.	Name of Ship. Nom du navire.	Port of Registry. Port d'enregistrement.	Built — Construit en	Where Built. Lieu de construction.	Length in feet and 10ths. Longueur en pieds et 10 ^{es} .	Breadth in feet and 10ths. Largeur en pieds et 10 ^{es} .	Depth in feet and 10ths. Profondeur en pieds et 10 ^{es} .	Gross Tonnage. Tonnage brut.	Registered Tonnage. Tonnage enregistré.	H. P. of Engines and Mode of Propulsion. Puissance des machines et mode de propulsion.	Owner or Managing Owner, and Address. Annateur ou propriétaire gérant et adresse.
112,205	Glenellah	Hamilton	1905	Dundas, C. E.	250 0	43 2	23 5	2,272	1,451	146 sc.	Union Steamship Co., Ltd., Hamilton, Ont.
*90,537	Gleangary	Montreal	1872 1885	St. Catharines, Ont. Kingston, Ont.	170 0	26 0	11 2	569	215	300 sc.	Henry W. Richardson, Kingston, Ont.
122,408	Gleannont	Montreal	1907	Dunbarton, G. P.	249 1	42 6	20 6	1,957	1,246	262 sc.	Montreal Transportation Co., Ltd., Montreal, Quec.
107,941	Glenora	St. Catharines	1900	Fort Erie, Ont.	45 3	10 4	4 1	17	10	12 sc.	H. W. Saxton, Bayham, Ont.
85,368	Gilde	Kingston	1866	Brockville, Ont.	74 2	13 2	8 1	78	37	Montreal Transportation Co., Ltd., Montreal, Quec.
126,123	Glympe	Kingston	1884	Ottawa, Ont.	72 6	18 8	6 4	80	59	60 sc.	Wm. Lawlor, Hawkesbury, Ont.
107,483	Glyn	Sault Ste. Marie	1908	Kingston, Ont.	38 2	8 6	3 7	9	6	8 sc.	Francis Stanton and Albert F. Stanton, J. O., Sparrow Lake, Ont.
122,632	<i>Go Now</i>	Kingston	1900	Richard's Landing, Ont.	47 0	11 5	6 0	20	12	27 sc.	J. J. Noble, et al., J. O., Little Current, Ont.
71,248	Golden City	Toronto	1904	Gananoque, Ont.	22 2	4 9	1 9	1	1	4 sc.	George H. Funnell, Gananoque, Ont.
75,819	Golish	Halifax	1873	Buffalo, N. Y., U.S.A.	57 6	12 3	5 7	35	25	60 sc.	V. T. Bartram, Toronto, Ont.
116,457	<i>Golivooop</i>	Vancouver	1863	Philadelphia, Pa., U.S.A.	88 4	18 4	14 7	147	100	290 sc.	Wm. McPatrick, Halifax, N.S.
130,267	Gooding	Ottawa	1903	Vancouver, B.C.	25 0	9 0	4 2	6	4	1 sc.	Thomas Pattison, Vancouver, B.C.
121,916	Gorden	Kenora	1904	Sturgeon Falls, Ont.	29 0	8 6	3 0	10	8	1 pa.	Fred E. Clark, Sturgeon Falls, Ont.
				Fort Frances, Ont.	28 0	6 5	3 5	7	5	1/2 sc.	James Harty, Fort Frances, Ont.

* Formerly "Argyle."

SESSIONAL PAPER No. 21b

914,716	Gordon Brown	Port Stanley	1901	Port Stanley, Ont.	69 1	12 2	5 1	33	22	13 se	A. C. Brown, Port Stanley, Ont.
130,263	Gordon Kelly	Ottawa	1904	Simcoe, Ont.	37 0	10 6	3 0	16	10	2 pa	George Gordon & Co., Ltd., Caecho Bay, Ont.
100,499	Gorge	Victoria	1892	Victoria, B.C.	29 2	7 1	3 3	3	2	5 se	James L. Raymur, Victoria, B.C.
107,944	Gossoon	St. Catharines	1888	Detroit, Mich., U.S.A.	38 6	10 2	3 2	15	10	6 se	Michael J. Hogan, Quebec, Que.
†130,631	Governor Carleton	St. John, N. B.	1907	Saunderstown, R.I., USA	140 0	39 2	12 0	582	395	52 se	The City of Jolim, St. John, N.B.
126,521	Gow Ganda	Ottawa	1907	Sturgeon Falls, Ont.	46 4	11 3	4 2	25	20	6 se	The Montreal River Navigation Co., Ltd., Cobalt, Ont.
122,432	Gowanda	Sault Ste. Marie	1907	Little Current, Ont.	35 4	6 2	3 0	5	3	2 se	Norman Trotter, Little Current, Ont.
122,124	Grace	Halifax	1907	Tancook, N.S.	57 6	12 5	6 2	25	17	6 se	J. C. Galway, New Carlisle, Que.
116,714	Grace	Quebec	1899	Quebec, Que.	29 3	7 6	3 2	4	4	1 se	Robert Rowley, Lake Edward, Que.
111,918	Grace Holland	Toronto	1901	Peterborough, Ont.	27 0	6 0	2 0	3	2	— se	Wm. E. Bigwood, Toronto, Ont.
121,703	Grace M.	Toronto	1905	Gravenhurst, Ont.	68 5	14 0	5 1	61	27	10 se	C. Mickle, Gravenhurst, Ont., N. Dymont and S. Dymont, Barrie, Ont., J. O.
103,880	Gracie	Montreal	1894	Lachine, Que.	42 1	9 0	3 1	11	7	1 pa	Robert Smith, Cornwall, Ont.
116,366	Gracie	Port Arthur	1901	Godertch, Ont.	72 5	15 1	6 8	41	28	13 se	John Maloney, Port Arthur, Ont.
116,696	Gracie E.	Kenora	1901	Keewatin, Ont.	41 0	9 0	5 0	30	13	1 se	Camp Bay Gold Mining Co., Ltd., Kenora, Ont.
107,213	Graham	Winnipeg	1896	Fort Chippewyan, N.W.T.	140 0	21 0	4 6	360	233	10 pa	The Hudson's Bay Co., London, Eng.
126,506	Grainer	Victoria	1909	Victoria, B.C.	100 5	23 0	8 0	144	88	18 se	Ryder Freighting & Towing Co., Ltd., Victoria, B.C.
130,245	Grand Manan	Liverpool	1911	Liverpool, N.S.	130 0	26 3	11 0	363	179	32 se	The Grand Manan Steamboat Co., Ltd., Grand Manan, N.B.
126,153	Grande Ligne	Montreal	1907	Montreal, Que.	67 3	18 1	8 3	70	38	24 se	Francis Lemoine, Montreal, Que.
121,823	Grandes Piles	Montreal	1904	Grandes Piles, Que.	59 4	11 7	2 2	18	9	1 pa	Adelard Mongrain, St. Severin, Que.
122,587	Granville	Yarmouth	1909	Shelburne, N.S.	90 0	22 0	9 0	140	49	25 se	The Valley Steamship Co., Ltd., Granville Ferry, N.S.
112,172	Gravenhurst	Toronto	1902	Muskoka, Ont.	52 0	10 6	4 5	29	20	2 se	Albert A. Agar, Bark's Falls, Ont.
126,422	Gray Lady	Vancouver	1909	Vancouver, B.C.	38 3	10 4	5 4	20	13	2 se	Edward A. C. Studd, Vancouver, B.C.
†111,846	Gray Loggie	Chatham, N. B.	1901	Loggieville, N.B.	77 2	25 3	7 4	99	67	12 se	Northern Dredging & Construction Co., Ltd., Loggieville, N. B.
*90,746	Grayling	Sydney	1885	Rothesay, N.B.	41 6	16 0	4 9	21	21	1 ½ se	Samuel Porter, Glace Bay, N.S.

† Foreign name, "Newport." † Formerly a sailing vessel.

ALPHABETICAL LIST of Canadian Registered Steam Vessels on Registry Books, &c.—Continued.

LISTE ALPHABÉTIQUE des vapeurs canadiens inscrits sur les registres, etc.—Suite.

Official Number. Numéro officiel.	Name of Ship Nom du navire.	Port of Registry. Port d'enregistrement.	Built Construit en	Where Built. Lieu de construction.	Length in feet and 10ths. Longueur en pieds et 10 ^{es} .	Breadth in feet and 10ths. Largeur en pieds et 10 ^{es} .	Depth in feet and 10ths. Profondeur en pieds et 10 ^{es} .	Gross Tonnage. Tonnage brut.	Registered Tonnage. Tonnage enregistré.	H.P. of Engines and Mode of Propulsion. Puissance des machines en c. v. et mode de propulsion.	Owner or Managing Owner, and Address. Armateur ou propriétaire garant, et adresse.
80,576	Great Western	Windsor, Ont.	1866	Windsor, Ont.	220 0	40 2	13 0	1,080	662	700 pa.	Grand Trunk Railway Co., Montreal, Que.
116,382	Grebe	Port Arthur	1904	Sarnia, Ont.	38 0	9 0	4 0	9	6	3 sc.	John Seager, Port Arthur, Ont.
107,936	Greenwood	Vancouver	1900	New Westminster B.C.	41 0	12 4	3 6	23	16	2 sc.	Henry Emeris, Vancouver, B.C.
112,241	Greta	Vancouver	1902	Vancouver, B.C.	22 0	7 3	2 3	2	1	1½ sc.	S. Maddison, Vancouver, B.C.
126,431	Gretna	Vancouver	1909	Vancouver, B.C.	36 9	7 5	3 4	9	6	3 sc.	Geo. W. Davis and W. H. Noel, Port Essington, B.C.
94,988	Greyhound	Port Hope	1894	Lindsay, Ont.	59 6	10 9	3 0	37	25	4 sc.	Edward Elliott, M.O., Lindsay, Ont.
131,116	Grib	Montreal	1907	Sandefjord, Norway	94 5	18 7	10 2	140	78	43½ sc.	Canadian Whaling Co., Ltd., Seven Islands, Que.
122,510	Grit	Vancouver	1906	Britannia, B.C.	33 0	11 0	3 8	14	10	1 sc.	Michael J. Conlin, Vancouver, B.C.
130,379	Grosbeak	Peterboro	1911	Hastings, Ont.	39 2	11 7	4 7	14	10	2 sc.	The Randolph Macdonald Co., Ltd., Toronto, Ont.
†130,855	Gryne	Victoria	Unkn	Unknown, U.S.A.	92 3	18 0	6 8	110	75	9½ sc.	The British Columbia Fisheries Ltd., Victoria, B.C.
97,071	Gulnare	Ottawa	1893	Scotstoun, Glasgow, G.B.	137 0	20 5	13 6	262	106	64 sc.	The Minister of Marine and Fisheries, Ottawa, Ont.
*130,757	Gunhild	Vancouver	1906	Quartermaster Harbour, U.S.A.	61 0	12 7	5 1	27	18	10 sc.	W. H. Price and L. J. Camussa, Victoria, B.C., J.O.
100,805	Gwendoline	Victoria	1893	Golden, B.C.	63 5	19 0	3 2	91	57	4 pa.	Upper Columbia Navigation & Tramway Co., Ltd., Golden, B.C.

†Formerly "Edrie."

*Formerly "Margaret."

SESSIONAL PAPER No. 21b

112,180	Gypsy	Toronto	1902	Toronto, Ont.	39 0	8 0	3 0	11	8	3 80	The Collins Inlet Lumber Co., Ltd., Toronto, Ont.
117,120	Gypsy	Vancouver	1905	Vancouver, B.C.	46 2	12 5	5 3	27	18	5 80	The B.C. Mills Timber & Trading Co., Vancouver, B.C.
121,733	Gypsy	Vancouver	1905	Vancouver, B.C.	18 0	5 0	2 2	1	1	4 80	Ernest Easthope, Vancouver, B.C.
122,509	Gypsy Queen	Vancouver	1907	Vancouver, B.C.	21 4	6 1	3 1	2	2	4 80	Albert Lawson, Vancouver, B.C.
130,406	H. C. M. No. 1	Montreal	1868	Montreal, Que.	84 0	21 0	8 2	135	72	7 80	Harbour Commissioners of Montreal, Montreal, Que.
130,407	H. C. M. No. 2	Montreal	1864	Montreal, Que.	86 5	24 8	8 8	177	107	7 80	Harbour Commissioners of Montreal, Montreal, Que.
130,408	H. C. M. No. 6	Montreal	1873	Montreal, Que.	81 0	21 0	7 7	168	103	6 80	Harbour Commissioners of Montreal, Montreal, Que.
130,409	H. C. M. No. 7	Montreal	1872	Montreal, Que.	83 5	23 8	8 0	173	108	5 80	Harbour Commissioners of Montreal, Montreal, Que.
130,410	H. C. M. No. 9	Montreal	1873	Montreal, Que.	84 0	24 0	7 7	170	105	6 80	Harbour Commissioners of Montreal, Montreal, Que.
130,411	H. C. M. No. 10	Montreal	1875	Montreal, Que.	92 0	25 0	8 5	172	117	6 80	Harbour Commissioners of Montreal, Montreal, Que.
130,412	H. C. M. No. 14	Montreal	1881	Montreal, Que.	86 2	25 8	9 1	190	119	6 80	Harbour Commissioners of Montreal, Montreal, Que.
130,413	H. C. M. No. 15	Montreal	1899	Montreal, Que.	85 5	27 6	7 7	205	125	8 80	Harbour Commissioners of Montreal, Montreal, Que.
130,414	H. C. M. No. 16	Montreal	1899	Montreal, Que.	85 5	27 6	7 7	205	125	8 80	Harbour Commissioners of Montreal, Montreal, Que.
130,415	H. C. M. No. 17	Montreal	1904	Montreal, Que.	81 5	27 5	8 4	210	129	8 80	Harbour Commissioners of Montreal, Montreal, Que.
130,416	H. C. M. No. 18	Montreal	1904	Montreal, Que.	81 5	27 5	8 4	210	129	8 80	Harbour Commissioners of Montreal, Montreal, Que.
122,299	H. O. G.	New Westminster	1906	Surrey, B.C.	29 6	9 0	3 7	6	4	2 80	Cyril H. Green and Frank Hart, J. O. Elgin, B.C.
75,686	H. G. Curgis	Proscott	1878	Quebec, Que.	52 4	13 8	5 6	36	25	40 80	W. H. Davis, Ottawa, Ont.
	H. F. Bronson	Montreal	1870	Montreal, Que.	91 8	18 0	7 1	157	70		Montreal Transportation Co., Ltd., Montreal, Que.
117,463	H. L. Hurdman	Ottawa	1902	Ottawa, Ont.	36 0	8 7	3 0	4	4	6 80	J. F. Hurdman, Ottawa, Ont.
100,433	H. Bonenfant	Montreal	1883	Charlottesville, Que.	63 5	28 0	3 3	222	14	2 10	Honoré Bonenfant, Charlevoix, Que.
103,096	H. Bonenfant	Montreal	1893	Charlottesville, Que.	61 0	29 6	3 4	31	21	2 10	Alexandre Chatelein, L'Orignal, Ont.
103,311	H. Larose	Montreal	1895	Sorel, Que.	46 4	12 6	5 0	13	9	3 80	Thomas Gauthier, Montreal, Que.
131,068	H. Mason	Lambertburg	1911	Lambertburg, N.S.	41 0	10 4	5 2	11	19	4 80	Casper Mason, M.O., Eastern Pointe, N.S.
131,119	H. Prevost	Montreal	1912	Varennes, Que.	28 2	7 2	1 8	2	2	6 80	Hermidas Prevost, Varennes, Que.

ALPHABETICAL LIST of Canadian Registered Steam Vessels on Registry Books, &c.—Continued.

LISTE ALPHABÉTIQUE des vapeurs canadiens inscrits sur les registres, etc.—Suite.

Official Number Numéro officiel.	Name of Ship. Nom du navire.	Port of Registry. Port d'enregistrement.	Built (année) truit en	Where built. Lieu de construction.	Length in feet and 10ths. Longueur en pieds et 10es.	Breadth in feet and 10ths. Largeur en pieds et 10es.	Depth in feet and 10ths. Profondeur en pieds et 10es.	Gross Tonnage. Tonnage brut.	Registered Tonnage. Tonnage enregistré.	H.P. of Engines and Mode of Propulsion. Puissance des machines en c.v. et mode de propulsion.	Owner or Managing Owner, and Address. Armateur ou propriétaire gérant, et adresse.
103,032	H. Trudel.....	Ottawa.....	1890	Simsco, Ont.....	35 0	16 0	3 3	13	6	20 hp.	R. A. Klock, <i>et al.</i> , Klock's Mills, Ont.
116,764	Haddington	Toronto.....	1904	Toronto, Ont.....	256 0	42 6	15 0	1,003	1,010	87 sc.	Mathews Steamship Co., Ltd., Toronto, Ont.
121,742	<i>Itaide</i>	Vancouver.....	1906	Vancouver, B.C.....	34 3	10 8	5 0	14	9	3 sc.	William A. Baner, Vancouver, B.C.
94,686	Halero.....	Collingwood.....	1889	Collingwood, Ont.....	34 0	9 0	3 8	8	5	3 sc.	Hubert Hailstone, Carling, Ont.
*121,701	Halero II.....	Toronto.....	1905	Minett, Ont.....	51 0	8 7	3 0	11	7	43 sc.	Sir John A. Boyd, Toronto, Ont.
116,470	<i>Itadigon</i>	Vancouver.....	1898	Vancouver, B.C.....	32 2	8 0	3 5	4	3	3 sc.	R. A. Simmus, Vancouver, B.C.
126,891	<i>Itaf Moon</i>	Vancouver.....	1909	Vancouver, B.C.....	38 6	9 2	4 8	16	11	13 sc.	Geo. H. Cowan, K.C., Vancouver, B.C.
95,099	Halifax.....	Halifax.....	1880	Govan, G.B.....	250 3	35 0	21 5	1,875	1,078	350 sc.	The Canada Atlantic & Plant S.S. Co., Ltd., Halifax, N.S.
129,590	Halifax.....	Halifax.....	1911	Old Kilpatrick, G.B.....	125 1	48 1	12 5	595	268	24 sc.	The Dartmouth Ferry Commission, Dartmouth, N.S.
96,715	Hall.....	Ottawa.....	1889	Montreal, Que.....	102 8	25 5	7 4	247	136	50 sc.	The Ottawa Forwarding Co., Ltd., Ottawa, Ont.
112,191	Halley's Comet.....	Chatham, Ont.....	1906	Chatham, Ont.....	68 4	16 2	4 0	50	34	1 sc.	Henry F. Crow, Chatham, Ont.
122,631	<i>Hallie</i>	Kingston.....	1906	Kingston, Ont.....	25 8	6 0	2 2	2	2	1 sc.	Sammel Anglin, Kingston, Ont.
107,241	Halys.....	New Westminster.....	1888	Washington Territory, U.S.A.	40 0	11 0	4 0	41	34	2 sc.	W. W. West, Kootenay, B.C.

*Formerly "Mineta."

SESSIONAL PAPER No. 21b

103,842	Hamilton	Ottawa	1896	Sand Point, Ont.	131 4	39 5	7 3	320	202	75 pa.	The Upper Ottawa Improvement Co., Ltd., Ottawa, Ont.
107,466	Hamilton H.	Lindsay	1894	Simcoe, Ont.	36 5	10 4	3 6	22	14	20 pa.	George Gooderham, M.O., Toronto, Ont.
131,052	Hamiltonian	Fort Arthur	1912	Fort Arthur, Ont.	257 0	42 5	23 4	2,317	1,277	119 se.	The Canada Interlake Line, Ltd., Toronto, Ont.
107,144	Hamlin	Vancouver	1898	Vancouver, B.C.	146 2	30 8	4 6	515	325	17 pa.	Hamlin Tug Boat Co., Ltd., Victoria, B.C.
122,553	Hamonic	Collingwood	1909	Collingwood, Ont.	349 7	50 0	24 0	5,255	3,225	361 se.	The Northern Navigation Co. Ltd., Collingwood, Ont.
100,885	Hampstead	St. John, N.B.	1895	Hampton, N.B.	91 0	17 7	7 0	235	159	20 se.	St. John River Steamship Co., Ltd., South Bay, N.B.
121,834	Hampton	St. John, N.B.	1905	Hampton, N.B.	100 1	21 3	5 3	183	115	31 pa.	The Kennebecasis Steamship Co., Ltd., Hampton, N.B.
126,614	Hanaco	Prince Rupert	1910	Naas River, B.C.	40 2	11 4	4 5	14	10	3 se.	Nabikichi Hamachi, Claxton, B.C.
107,348	Harbinger	Amherst, N.S.	1991	Shelburne, N.S.	97 0	20 0	8 4	109	46	16 se.	The Harbinger Steamship Co., Ltd., River Hebert, N.S.
117,075	Hardy	Toronto	1896	Simcoe, Ont.	37 0	10 0	4 0	28	18	2 pa.	W. E. Bigwood, Toronto, Ont.
133,713	Hardy Bay	Vancouver	1910	Vancouver, B.C.	26 5	6 0	3 0	5	3	3 se.	Hermann Browning, Vancouver, B.C.
125,753	Harleur	Montreal	1909	West Hartlepool, G.B.	385 0	51 1	26 1	4,596	2,847	391 se.	Charles W. Harrison, 66 Mark Lane, London, Eng.
122,580	Harland	Charlottetown	1908	Shelburne, N.S.	113 0	27 0	6 7	352	217	33 se.	The Island Tug Co., Ltd., Charlottetown, P.E.I.
130,304	Haro	Vancouver	1910	Vancouver, B.C.	106 1	25 6	12 4	233	159	35 se.	British Columbia Mills, Timber & Trading Company, Vancouver, B.C.
103,444	Harold	Ottawa	1887	Arnprior, Ont.	17 0	4 5	1 8	1	1	2 se.	Samuel Sumstrum, jr., Golden Lake, Ont.
116,719	Harold	Quebec	1905	St. Laurent, Que.	31 4	9 4	3 2	7	6	1 se.	Hon. Richard Turner, Quebec, Que.
96,857	Harold B. Phillips	Sarnia	1889	Lorraine, Wis., U.S.A.	59 0	16 0	8 0	63	31	10 se.	C. S. Boone, Toronto, Ont.
94,845	Harold Gauthier	Windsor, Ont.	1888	Walkerville, Ont.	36 0	9 0	4 2	9	6	2 se.	O. E. Fleming, Windsor, Ont.
126,053	Harrison	Owen Sound	1909	Owen Sound, Ont.	130 0	22 2	10 6	222	149	45 se.	John Harrison & Sons Co., Ltd., Owen Sound, Ont.
126,553	Harrison Princess	Vancouver	1909	Vancouver, B.C.	22 5	6 0	2 7	3	2	5 se.	The Harrison Hot Springs Co., Ltd., Harrison Hot Springs, B.C.
126,547	Harrison Queen	Vancouver	1909	Vancouver, B.C.	28 3	8 2	3 5	5	3	1 se.	Ernest Easthope, Vancouver, B.C.
† 90,763	Harry Baird	Goderich	(1885-1896)	Kincardine, Ont.	61 0	17 0	6 0	42	28	25 se.	Jas. Leighton, Port Elgin, Ont.
130,918	Harry S.	Vancouver	1897	Seattle, Wash., U.S.A.	44 1	14 0	5 7	20	11	8 se.	The Progressive Steamboat Co., Ltd., Vancouver, B.C.
116,484	Harvey	Wallaceburg	1904	Wilkesport, Ont.	36 0	10 7	4 6	7	4	2 se.	Harvey Arnold, Wilkesport, Ont.

† Formerly a sailing vessel.

ALPHABETICAL LIST of Canadian Registered Steam Vessels on Registry Books, &c.—Continued.
LISTE ALPHABÉTIQUE des vapeurs canadiens inscrits sur les registres, etc.—Suite.

Official Number. Numéro officiel.	Name of Ship. Nom du navire.	Port of Registry. Port d'enregistrement.	Built — Construit en	Where Built — Lieu de construction.	Length in feet and 10ths. Longueur en pieds et 10 ^{es} .	Breadth in feet and 10ths. Largeur en pieds et 10 ^{es} .	Depth in feet and 10ths. Profondeur en pieds et 10 ^{es} .	Gross Tonnage. Tonnage brut.	Registered Tonnage. Tonnage enregistré.	H.P. of Engines and Mode of Propulsion. Puissance des machines et mode de propulsion.	Owner or Managing Owner, and Address. Armateur ou propriétaire gérant et adresse.
130,372	Harwood	Peterboro'	1909	Peterboro, Ont.	36 0	9 0	3 4	23	15	2 sc ..	The Minister of Railways and Canals, Ottawa, Ont.
122,560	Hattie Bell	Peterboro'	1907	Bridgenorth, Ont.	40 1	8 0	3 0	8	5	1 sc ..	Mrs. Hattie Bell, <i>et al.</i> , Bridgenorth, Ont.
121,955	Hattie Berry	Port Stanley	1908	Collingwood, Ont.	68 0	15 0	7 3	42	29	10 sc ..	William Ferry, Port Stanley, Ont.
130,242	Hattie M.	Liverpool	1904	Shelburne, N. S.	27 7	10 4	5 6	9	8	1 sc ..	Arthur G. Pentz, Beachmeadows, N.S.
131,117	Hauken	Montreal	1904	Sandefjord, Norway	92 0	18 1	10 2	122	63	43 ³ sc ..	Canading Whaling Co., Ltd., Seven Islands, Que.
130,875	Haysport I.	Vancouver	1912	Vancouver, B.C.	59 0	16 2	8 2	50	34	4 sc ..	Lemuel Freer, Vancouver, B.C.
190,623	Hazard	Port Dover	1892	Simcoe, Ont.	62 7	11 7	6 7	34	23	5 sc ..	E. Harris, Port Dover, Ont.
121,735	Hazel	Vancouver	1906	Vancouver, B.C.	29 0	5 3	2 5	2	2	$\frac{1}{2}$ sc ..	Ernest S. Wilbrand, Vancouver, B.C.
117,101	Hazel B.	Ottawa	1904	North Bay, Ont.	65 0	17 1	5 6	40	25	2 sc ..	The Armstrong Towing Co., Ltd., Callander, Ont.
121,212	Hazel Dollar	Victoria	1905	Port Glasgow, G.B.	370 0	50 0	26 7	4,304	2,804	241 sc ..	Dollar Steamship Lines, Ltd., Vic- toria, B.C.
112,277	Hazel E.	Montreal	1901	Magog, Que.	45 2	8 4	3 6	13	9	1 sc ..	Thomas Morten, Newport, Vt., U.S.A.
122,045	Hazel G.	St. Andrews	1904	Grand Manan, N.B.	35 0	11 0	5 0	10	7	1 sc ..	James F. Belyea, St. John, N.B.
126,666	Hazel S.	Shelburne	1910	Allendale, N.S.	39 6	11 4	4 7	12	8	$\frac{1}{2}$ sc ..	The Union Fish Co., Ltd., Little Harbour, N.S.
112,067	Hazitt	Peterborough	1902	Simcoe, Ont.	41 6	10 3	3 9	24	15	25 pa.	The Dickson Co., Ltd., Peterborough, Ont.

SESSIONAL PAPER No. 216

129,040	Heathcote	Sydney	1898	Sunderland, G.B.	700 0	42 5	20 2	2,345	1,595	210 sc.	Hector McInnes, Halifax, N.S.
85,492	Heather Belle	Collingwood	1882	Meaford, Ont.	50 0	12 6	5 8	20	13	20 sc.	W. S. Richmond, Parry Sound, Ont.
112,181	Heather Belle	Toronto	1902	Harriston, N.J., U.S.A.	35 3	7 1	3 3	9	6	12 sc.	Sidney E. McKinnon, Toronto, Ont.,
107,613	Hebron	Ottawa	1899	Ottawa, Ont.	98 4	24 0	8 0	149	98	70 sc.	A. Clarke, Cornwall, Ont., E. H. Connell, Montreal, Que., J.O. Dr. Horace Rhindress, North Sydney, N.S.
112,381	Hectanooga	Sydney	1902	U.S.A.	30 0	7 0	2 8	2	2	— sc.	Montreal Sand & Gravel Co., Ltd., Montreal, Que.
108,962	Hector	Montreal	1898	Sorel, Que.	53 0	15 8	5 7	21	14	12 sc.	Michael J. Hogan, Montreal, Que.
112,051	Hector	St. Catharines	1903	Port Colborne, Ont.	67 5	16 6	9 9	66	45	13 sc.	R.C. Argue and Frederick McLaughlin, Latchford, Ont.
122,476	Helen	Ottawa	1903	Midland, Ont.	25 4	6 1	3 0	2	1	1/2 sc.	Henry Louis Bastien, Hamilton, Ont.
122,977	Helen	Toronto	1906	Hamilton, Ont.	25 5	6 2	2 7	3	2	1/2 sc.	John W. Stewart, Madheson, Ont.
126,463	Helen Anita	Kingston	1909	Kingston, Ont.	42 8	11 3	4 4	19	9	2 sc.	John J. Norton, Sidney, B.C.
130,894	Helen K.	Victoria	1910	Seattle, Wash., U.S.A.	32 0	9 3	3 5	8	4	14 sc.	Parker Glasgow, Lincoln, N.B.
112,228	Helen Glasgow	St. John, N.B.	1903	St. John, N.B.	40 2	8 9	4 2	12	8	6 sc.	Brooks Scanlon Lumber Co., Ltd., Vancouver, B.C.
126,731	Helen M. Scanlon	Vancouver	1909	Vancouver, B.C.	121 0	27 2	5 0	358	209	9 pa.	John William Short, Kona, Ont.
121,914	Helen S.	Konora	1906	Konora, Ont.	38 0	8 0	4 0	13	9	1 sc.	The Collins Inlet Lumber Co., Ltd., Toronto, Ont.
107,695	Helen S.	Toronto	1899	Collins Inlet, Ont.	80 0	16 2	9 5	86	58	17 sc.	George E. Franklyn, Jr., Halifax, N.S.
122,129	Helena	Halifax	1906	Halifax, N.S.	39 0	9 0	4 8	13	9	1 sc.	A. H. Willmott, Beaumaris, Ont.
117,123	Helena	Kingston	1905	Kingston, Ont.	41 5	8 7	3 1	10	7	4 sc.	Henry Louis Bastien, Hamilton, Ont.
122,078	Helena	Toronto	1906	Hamilton, Ont.	25 5	6 2	2 7	3	2	1 sc.	The Touzin Sand Co., Ltd., Montreal, Que.
131,114	Henri E.	Montreal			78 3	25 1	5 7	101	63	1/2 sc.	George Dutch, Beaver Point, N.B.
12,414	Henrietta	Chatham, N.B.	1886	Beaver Point, N.B.	41 3	13 0	3 7	19	13	8 sc.	P. Gendle, Tappan Siding, B.C.
100,685	Henrietta	New Westminster	1891	Seattle, Wash., U.S.A.	30 0	8 0	4 5	7	5	2 sc.	The Grand Trunk Pacific Development Co., Ltd., Montreal, Que.
*12,254	Henrietta	Vancouver			160 0	30 0	18 9	762	518	32 sc.	John C. Douglas, Glace Bay, N.S.
122,026	Hij. D. Davis	Liverpool	1907	Liverpool, N.S.	57 3	18 1	7 6	38	29	2 sc.	C. W. Gauthier, Sandwich, Ont.
71,107	Henry Smith	Chatham, Ont.	1877	Wallaceburg, Ont.	69 5	16 0	6 6	40	27	60 sc.	John H. Wilmoth, Beaumaris, Ont.
111,921	Hepburn	Toronto	1901	Racine, U.S.A.	55 0	8 6	4 2	15	10	3 sc.	

*Formerly a sailing vessel.

LISTE ALPHABÉTIQUE des vapeurs canadiens inscrits sur les registres, etc.—Suite.

Official Number. — Numéro officiel.	Name of Ship. — Nom du navire.	Port of Registry. — Port d'inscription.	Built — Construit — en	Where Built. — Lieu de construction.	Length in feet and 10ths. — Longueur en pieds et 10es.	Breadth in feet and 10ths. — Largeur en pieds et 10es.	Depth in feet and 10th. — Profondeur en pieds et 10es.	Gross Tonnage. — Tonnage brut.	Registered Tonnage. — Tonnage enregistré.	H.P. of Engines and Mode of Propulsion. — Puissance des machines en c.v. et mode de propulsion.	Owner or Managing Owner, — and Address. — Armateur ou propriétaire géant, — et adresse.
126,987	<i>Hero</i>	Vancouver.....	1908	Vancouver, B.C.....	24 5	7 1	3 2	5	3	3 sc...	Alexander McCallum, Vancouver, B.C.
103,635	<i>Herbert</i>	Sault Ste. Marie.....	1897	Sault Ste. Marie, Mich., U.S.A.	42 6	12 0	7 0	21	10	4 sc...	The Great Lakes Dredging Co., Ltd., Port Arthur, Ont.
126,261	<i>Herbert M.</i>	Toronto.....	1908	Hollow Lake, Muskoka, Ont.	51 0	12 1	4 3	44	27	6 sc...	Chas. Mickle, Gravenhurst, Ont.
116,607	<i>Hercule</i>	Montreal.....	1904	Sorel, Que.....	58 0	15 1	7 5	45	28	16 sc...	Canadian Sand & Gravel Co., Ltd., Montreal, Que.
122,473	<i>Hercule</i>	Ottawa.....	1905	Hull, Que.....	39 0	8 6	3 0	15	10	1 sc...	Maurice Bernard, Astorville, Ont.
120,648	<i>Hercules</i>	Ottawa.....	1911	Pembroke, Ont.....	50 0	16 0	4 3	30	19	2 pa...	The Upper Ottawa Improvement Co., Ltd., Ottawa, Ont.
122,217	<i>Hercules</i>	Toronto.....	1906	Toronto, Ont.....	100 0	23 1	11 6	231	137	65 sc...	The Minister of Public Works, Ottawa, Ont.
107,105	<i>Hercules</i>	Victoria.....	1898	Nelson, B.C.....	79 5	14 8	5 9	65	44	17 sc...	The Yale-Columbia Lumber Co., Ltd., Nelson, B.C.
122,483	<i>Hero</i>	Quebec.....	1907	St. Joseph de Levis, Que.	54 3	15 6	5 7	32	22	6½ sc...	Wm. J. Pomroy, Montreal, Que.
94,751	<i>Hero</i>	St. John, N.B.....	1889	Portland, N.B.....	92 2	21 3	6 2	128	81	50 pa...	Parker Glasier, Lincoln, Sumbury Co., N.B.
130,547	<i>Hesquiat</i>	Vancouver.....	1911	Vancouver, B.C.....	26 5	8 6	3 2	7	5	¾ sc...	W. W. Mounce, Vancouver, B.C.
97,020	<i>Heward McLaughlin</i>	St. Catharines.....	1898	St. Catharines, Ont.....	47 0	15 7	8 0	42	29	11 sc...	M. P. Davis, Ottawa, Ont.
111,936	<i>Hiawatha</i>	Lindsay.....	1901	Lindsay, Ont.....	48 6	10 6	4 0	22	18	12 pa...	R. Kennedy, M.O., Lindsay, Ont.
103,801	<i>Hiawatha</i>	Pictou, N.S.....	1904	Pictou, N.S.....	51 3	14 6	6 3	49	34	8 sc...	T. R. Powell and J. R. Christie, Fisher's Grant, N.S.

	1874	Dresden, Ont.	92 7	20 0	7 6	163	111	150 sq.	Sarnia Tug & Transit Co., Ltd., Sarnia, Ont.
72,982	Hiawatha	Sarnia	56 0	13 3	6 3	46	31	8 sq.	Royal Canadian Yacht Club, Toronto, Ont.
109,768	Hiawatha	Toronto	49 0	10 0	3 7	27	18	2 sq.	T. B. Croncher and A. Croncher, J.O., Port Carling, Ont.
121,704	Hiawatha	Toronto	20 0	7 5	3 3	5	3	... sq.	T. P. Barton, Vancouver, B.C.
121,727	Hiawatha	Vancouver	132 3	21 3	8 0	230	117	225 sq.	J. A. Farquhar, Halifax, N.S.
83,214	Hiawatha	Windsor, N.S.	41 6	10 0	3 9	8	5	15 sq.	Thomas Wilson, Monticral, Que.
88,568	High Rock (The)	Kingston	25 2	6 2	2 6	2	1	4 sq.	Mrs. Maria McAllister, Pembroke, Ont.
103,229	High View Launch	Ottawa	75 0	16 8	5 2	50	31	3 sq.	The French River & Nipissing Nav. Co., Ltd., Sturgeon Falls, Ont.
*107,708	Highland Belle	Ottawa	68 8	22 0	7 0	74	50	180 sq.	The Halifax Dredging Co., Ltd., Halifax, N.S.
80,856	Highland Mary	Halifax	65 0	14 5	6 6	59	39	3 sq.	R. Smith, Solkirk, Man.
111,452	Highlander	Winnipeg	58 0	13 4	6 3	33	22	8 sq.	S. K. Champion and Wm. W. White, Vancouver, B.C.
116,783	Hilda	Vancouver	61 5	15 2	6 5	38	26	8 sq.	The J. Foster Road Co., Ltd., Halifax, N.S.
123,426	Hilford	Halifax	105 0	25 0	8 4	229	66	30½ sq.	The Government of Prince Edward Island, Charlottetown, P.E.I.
97,079	Hillsborough	Charlottetown	339 3	46 0	25 8	3,666	2,351	363 sq.	Steamship Humbera Co., Ltd., Rochesay, N.B.
115,313	Himera	St. John, N.B.	54 0	12 0	4 0	15	13	2 sq.	Chas. J. O'Hanley, Yarmouth, N.S.
126,810	Hippolyte	Yarmouth	110 0	23 6	6 7	263	118	37 sq.	The Upper Ottawa Improvement Co., Ltd., Ottawa, Ont.
126,530	Hiram Robinson	Ottawa	97 8	17 6	7 8	127	75	10 sq.	John Paprotte, Champlain, Que.
†116,601	Hiram Walker	Montreal	37 6	8 8	3 9	10	7	2 sq.	Yonkeichi Nakanichi, Steveston, B.C.
126,795	Hitaka	New Westminster	35 0	12 1	5 0	12	12	½ sq.	George D. Watt, Barrington, N.S.
126,346	Hobo	Barrington	34 5	13 0	3 8	19	13	1 sq.	Shimokura Yoshihara, Vancouver, B.C.
†121,717	Hokushimaru	Vancouver	41 0	10 0	4 0	30	19	2 pa.	W. E. Bigwood, Toronto, Ont.
17,077	Holland & Graves, No. 3	Toronto	41 0	10 0	4 0	30	19	2 pa.	W. E. Bigwood, Toronto, Ont.
17,076	Holland & Graves, No. 4	Toronto	41 0	10 0	4 0	30	19	2 pa.	W. E. Bigwood, Toronto, Ont.
†130,684	Hollo	Louisa	42 8	10 1	5 5	12	11	½ sq.	Ozem Hubley, M. O. Baywater, N.S.
130,547	Holly Leaf	Vancouver	56 6	14 2	5 1	24	17	3 sq.	H. Bell-Irving Co., Ltd., Vancouver, B.C.

* Formerly "Van Woodland." † Formerly a sailing vessel.

ALPHABETICAL LIST of Canadian Registered Steam Vessels on Registry Books, &c.—Continued.

LISTE ALPHABÉTIQUE des vapeurs canadiens inscrits sur les registres, etc.—Suite.

Official Number. N ^o mémo officiel.	Name of Ship. Nom du navire.	Port of Registry. Port d'enregistrement.	Built Construit en	Where Built. Lieu de construction.	Length in feet and 10ths. Longueur en pieds et 10 ^{es} .	Breadth in feet and 10ths. Largeur en pieds et 10 ^{es} .	Depth in feet and 10ths. Profondeur en pieds et 10 ^{es} .	(Gross Tonnage. Tonnage brut.	Registered Tonnage. Tonnage enregistré.	H. P. of Engines and Mode of Propulsion. Puissance des machines en C.V. et mode de propulsion.	Owner or Managing Owner, and Address. Armateur ou propriétaire gerant, et adresse.
95,094	Hollybank	Vancouver	1888	Glasgow, G. B.	26 0	7 0	3 3	3	3	1 2 sc	Mrs. Margaret McIntosh, Vancouver, B.C.
92,303	Home Rule	Collingwood	1887	Penetanguishene, Ont.	28 0	5 7	2 4	3	2	2 sc	Wilfred France, Penetanguishene, Ont.
97,001	Home Rule	St. Catharines	1890	Thorold, Ont.	74 9	17 0	9 4	81	45	50 sc	Miss A. M. Hackett, Amherstburg, Ont.
†122,195	Homespun	New Westminster	1907	New Westminster, B.C.	46 0	10 0	4 5	17	10	1½ sc	Wm. Oliver, Skidegate, B.C.
111,499	Houffeur	Quebec	1900	St. Henri de Tailion, Que.	38 5	10 2	4 9	19	13	3 sc	Charles Potvin, St. Jérôme, Que.
103,897	Hong Kong	New Westminster	1897	New Westminster, B.C.	59 2	12 2	5 4	36	25	4 sc	Kildala Packing Co., Ltd., Vancouver, B.C.
103,242	Honoré	Montreal	1894	Verchères, Que	51 8	12 7	4 9	22	15	3 sc	Lyon Cohen, Montreal, Que.
126,560	How How	Vancouver	1909	Vancouver, B.C.	28 5	9 8	4 0	11	7	1 sc	John H. Garden, Vancouver, B.C.
103,114	Hope	Quebec	1893	Quebec, Que.	44 6	11 0	4 2	19	7	16 sc	J. S. Thom, Quebec, Que.
117,007	Hope	Victoria	1902	Richardson, Wash., U.S.A.	47 0	12 7	4 9	26	18	8 sc	Chas. F. Todd, Victoria, B.C.
88,368	Hope	Victoria	1881	Seattle, Wash., U.S.A.	72 2	16 2	8 5	78	48	5 sc	Vancouver Island Towing Co., Ltd., Victoria, B.C.
71,252	Hope	Windsor, Ont	1870	Detroit, Mich, U.S.A.	95 0	25 0	8 2	170	116	150 sc	The Buffalo & Fort Erie Ferry & Railway Co., Fort Erie, Ont.
130,485	Hope Transfer	New Westminster	1908	Vancouver, B.C.	28 2	8 1	2 0	7	5	½ sc	Luke Gibson, Hope, B.C.

† Formerly a sailing vessel.

SESSIONAL PAPER No. 21b

130,284	Hopkins.....	Vancouver.....	1910	Howe Sound, B.C.....	61 6	17 6	8 0	62	42	14 sc..	Gordon S. Hopkins, et al., J. O., Vancouver, B.C.
116,369	Horton	Goderich.....	1906	Goderich, Ont.....	72 0	16 1	8 5	66	45	24 sc..	William Marlton, Goderich, Ont.
100,720	Hosanna	Montreal.....	1893	Sorel, Que.....	58 6	23 0	6 0	89	59	19 sc..	The Minister of Marine and Fisheries, Ottawa, Ont.
131,077	Hosie.....	Lambert.....	1912	Tancook, N.S.....	40 0	10 0	5 0	11	10	3 sc..	Stedman Wilneff, M.O., Tancook N.S.
123,551	Hosmer	Vancouver.....	1909	Nelson, B.C.....	100 8	20 9	8 4	154	105	36 sc..	Canadian Pacific Railway Co., Montreal, Que.
131,072	Howker	Lambert.....	1912	Tancook, N.S.....	41 0	11 3	5 9	13	12	3 sc..	Ainslie Gates, M. O., Blandford, N.S.
111,983	Hubert.....	Vancouver.....	1902	Vancouver, B.C.....	32 9	8 9	4 0	6	4	1 sc..	Nielolas Cook and Alfred Falk, Lund, B.C.
100,181	Hudson	Montreal.....	1891	Sorel, Que.....	138 5	25 1	6 4	158	80	75 pa..	Sincoines-McNaughton Linn, Ltd., Montreal, Que.
107,783	Hudson	Ottawa.....	1899	Barry's Bay, Ont.....	73 5	17 0	3 3	45	37	60 pa..	H. E. Hudson and J. C. Hudson, Barry's Bay, Ont.
112,232	Hudson	St. John, N.B.....	1903	St. John, N.B.....	57 7	12 5	4 7	34	23	7 sc..	The Minister of Marine and Fisheries, Ottawa, Ont.
103,664	Hudson's Bay Messenger.....	Winnipeg.....	1897	Kenora, Ont.....	33 0	7 4	3 2	5	3	1 sc..	Hudson's Bay Co., London, Eng.
123,582	Hugh D.....	Yarmouth.....	1908	Shelburne, N.S.....	80 0	18 0	7 6	71	20	24 sc..	Hugh Cann & Son Ltd., Yarmouth, N.S.
123,558	Hugh Stalker.....	Collingwood.....	1910	Collingwood, Ont.....	72 3	15 7	6 3	43	29	10 sc..	George Stalker, Collingwood, Ont.
66,691	Humber.....	Quebec.....	1873	South Quebec, Que.....	50 2	11 5	5 7	13	3	25 sc..	Mrs. Alfred Paré, Lachine, Que.
107,159	Huamner.....	Vancouver.....	1895	Vancouver, B.C.....	26 1	7 2	3 0	3	2	1 sc..	The Wurtzburg Co., Ltd., Vancouver, B.C.
121,751	Hummer.....	Vancouver.....	1906	Vancouver, B.C.....	31 3	5 5	2 4	2	2	2 sc..	Loftson & Burpee, Ltd., Vancouver, B.C.
83,313	Hunkidori.....	Quebec.....	1881	Quebec, Que.....	30 4	9 1	4 7	10	3	15 sc..	James Murphy, Quebec, Que.
116,031	Hunter.....	Kenora.....	1903	Kenora, Ont.....	30 0	8 6	4 0	11	8	1 sc..	Wm. H. Bonelia, Kenora, Ont.
121,965	Hunter.....	Kingston.....	1906	Gananoque, Ont.....	26 0	5 7	2 3	2	1	4 sc..	Charles T. Munroe, Gananoque, Ont.
116,765	Hunter.....	Toronto.....	1894	Sincoe, Ont.....	37 0	10 0	3 5	14	9	2 pa..	The Ontario Lumber Co., Ltd., Toronto, Ont.
116,390	Hunter W.....	Kenora.....	1905	Detroit, Mich., U.S.A.....	18 8	5 0	2 0	1	1	3 sc..	R. Wolff, Kenora, Ont.
71,216	Huron.....	Sarnia.....	1875	Point Edward, Ont.....	238 5	53 9	12 8	1,052	688	300 sc..	Grand Trunk Railway Co., Montreal, Que.
107,168	Huronic.....	Collingwood.....	1902	Collingwood, Ont.....	321 0	43 0	23 4	3,330	2,211	245 sc..	Northern Navigation Co., Ltd., Collingwood, Ont.
130,950	Hurrah.....	Lambert.....	1912	Tancook, N.S.....	42 6	11 0	5 6	14	13	3 sc..	Alvin Stevens, M. O., Tancook, N.S.
123,516	Huster.....	Vancouver.....	1907	Vancouver, B. C.....	57 0	11 0	6 4	41	39	6 sc..	John J. Hodder, Vancouver, B.C.

ALPHABETICAL LIST of Canadian Registered Steam Vessels on Registry Books, &c.—Continued.

LISTE ALPHABÉTIQUE des vapeurs canadiens inscrits sur les registres, etc.—Suite.

Official Number. Numéro officiel.	Name of Ship. Nom du navire.	Port of Registry. Port d'enregistrement.	Built — Construit en	Where Built. Lieu de construction.	Length in feet and 10ths, Longueur en pieds et 10es.	Breadth in feet and 10ths, Largeur en pieds et 10es.	Depth in feet and 10ths, Profondeur en pieds et 10es.	Gross Tonnage. Tonnage brut.	Registered Tonnage. Tonnage enregistré.	H. P. of Engines and Mode of Propulsion. Puissance des machines en c.v. et mode de propulsion	Owner or Managing Owner, and Address. Armateur ou propriétaire gérant, et adresse.
100,637	Hyak	Victoria	1892	Golden, B.C.	81 0	11 2	3 9	39	25	2 pa.	The Upper Columbia Nav. & Tram- way, Co., Ltd., Golden, B.C.
126,615	Hydah	Prince Rupert	1910	Skidgate, B.C.	33 1	9 8	3 7	8	6	1 se.	Isaac Wilson, Skidgate, B.C.
88,250	Hydra	Deseronto	1892	Trenton, Ont.	40 0	7 0	4 7	6	4	33 se.	Steth Benson, Deseronto, Ont.
100,460	Hygeia	Sydney	1886	Lévis, Que.	72 6	16 6	6 7	58	39	21 se.	Cape Breton Electric Co., Ltd., Sydney, N.S.
112,283	L. C. U	Digby	1892	Yarmouth, N.S.	25 5	7 5	3 5	4	4	5 se.	H. W. Cam, Bridgetown, N.S.
130,594	L. Wander Y.	Halifax	1912	Sambro, N.S.	48 6	12 8	6 0	17	16	1/2 se.	Wm. S. Hennesberry, jr., Sambro, N.S.
111,761	Lagera	Kingston	1901	Kingston, Ont.	40 8	9 6	4 0	7	5	5 se.	John H. Davis, Kingston, Ont.
130,612	Lancet	Victoria	1911	Port Simpson, B.C.	38 7	9 2	3 7	13	9	1 se.	Charles A. Gardner, Victoria, B.C.
112,307	Leeland	Winnipeg	1904	The Narrows, Lake Man- itoba, Man.	44 0	15 0	5 0	31	23	2 se.	Helgi Einarsson, The Narrows, Man.
130,582	Lobthus M.	Halifax	1911	West Chezzetcook, N.S.	32 0	11 6	3 4	6	5	1/2 se.	R. H. Williams, Halifax, N.S.
83,325	Ida	Ottawa	1880	Lake Parry, Que.	56 2	18 0	4 9	17	11	18 se.	J. C. Edwards, Ottawa, Ont.
88,564	Ida	Ottawa	1884	Deseronto, Ont.	95 6	20 6	6 2	111	76	75 se.	J. T. Lemay and A. Roy, Hull, Que.

122,634	Ida II	Kingston	1906	Kingston, Ont.	55 0	8 7	4 2	17	11	8 se	John H. Willmott, Beaumaris, P.O., Muskoka, Ont.
90,559	Ida Bell	Port Burwell	1890	Clear Creek, Ont.	28 0	7 0	3 2	6	3	2 se	C. C. Bates, Clear Creek, Ont.
125,222	Ida E.	Montreal	1887	Oshkosh, Wis., U.S.A.	121 6	25 5	7 6	285	136	10 se	The River Stead Co., Ltd., Montreal, Que.
103,188	Ida Lue	Yarmouth	1896	Shelburne, N.S.	61 0	13 6	6 7	45	30	21 se	The Nova Scotia Dredging Co., Ltd., Halifax, N.S.
71,074	Ida M.	Amherstburg	1890	Detroit, Mich., U.S.A.	60 0	10 0	4 8	11	7	8 se	John McComick, Pelee Island, Ont.
96,984	Idaho	New Westminster	1888	Idaho, U.S.A.	36 5	9 0	3 8	6	4	1 se	Arthur Banting, Bonnor's Ferry, Idaho, U.S.A.
100,135	Idell	Winnipeg	1892	Selkirk, Man.	70 2	16 5	6 0	54	37	7 se	The Winnipeg Fish Co., Ltd., Winnipeg, Man.
116,663	Idle Hour	Toronto	1905 (1906)	Midland, Ont.	48 0	10 9	4 0	20	14	6 se	Charles W. Hill, M. O., Toronto, Ont.
103,094	Idle Hour	Montreal	1891	New York, U.S.A.	25 6	6 0	2 4	4	3	1 se	M. Molson, Montreal, Que.
116,865	Idler	Ottawa	1904	Hawkesbury, Ont.	61 0	17 6	4 4	51	32	35 pa.	Miss. Connelia M. Lawlor and Wm. E. Lawlor, J. O., Hawkesbury, Ont.
111,539	Idler	Vancouver	1898	Vancouver, B.C.	32 0	8 0	3 2	4	2	2 se	Stanley Menhinick and Thos. J. Dunn, Arrowhead, B.C.
122,355	Idonno	Kingston	1907	Gananoque, Ont.	29 6	6 7	3 0	4	3	1 se	George H. Funnell, Gananoque, Ont.
130,530	I Laganay	Vancouver	1911	Vancouver, B.C.	37 0	9 3	4 5	11	9	2 se	W. A. Akhurst, Vancouver, B.C.
121,722	Ila	Vancouver	1905	Vancouver, B.C.	32 0	10 2	5 1	15	10	1 se	Packers Steamship Co., Ltd., Vancouver, B.C.
112,298	Iland	Winnipeg	1902	Selkirk, Man.	52 0	12 6	5 5	30	20	2 se	The City of Winnipeg, Man.
126,466	Iderim	Kingston	1910	Kingston, Ont.	57 0	9 6	4 5	18	12	8 se	Robert H. Vorty, Toronto, Ont.
100,048	Ilechelewaet	Kingston	1897	Brookville, Ont.	50 1	7 8	4 5	16	10	10 se	Wm. T. Cassidy, Kingston, Ont.
126,246	Iloilo	Victoria	1905	Seattle, U.S.A.	51 5	11 1	1 0	23	14	3 se	Vancouver Power Co., Ltd., Vancouver, B.C.
126,473	Iltas	Halifax	1907	Port Hawkesbury, N.S.	32 6	9 3	4 8	6	6	1 se	John H. Wanfield, Halifax, N.S.
122,190	Imp.	Vancouver	1908	New Westminster, B.C.	65 8	15 2	6 4	56	34	12 se	Charles A. Thompson, Vancouver, B.C.
130,860	Impala	Vancouver	1912	Vancouver, B.C.	47 7	11 0	5 7	25	17	2 se	George R. Macleod, Cobble Hill, Vancouver Island, B.C.
142,415	Imperator	Chatham, N.B.	1888	Chatham, N.B.	69 1	19 0	8 4	71	48	45 se	Northern Dredging & Construction Co., Ltd., Longville, N.B.
121,945	Imperial	Sorel	1907	Sorel, Que.	290 0	11 9	7 6	1,098	578	384 pa.	Charles Mignault, Montreal, Que.
126,513	Imperieuse	Victoria	1910	Victoria, B.C.	38 4	10 9	4 8	14	8	13 se	Herbert W. Lees, Victoria, B.C.

† Formerly "Mascoth."

ALPHABETICAL List of Canadian Registered Steam Vessels on Registry Books, &c.—Continued.

LISTE ALPHABÉTIQUE des vapeurs canadiens inscrits sur les registres, etc.—Suite.

Official Number. Numéro officiel.	Name of Ship. Nom du navire.	Port of Registry. Port d'inscription.	Built Construit en	Where Built. Lieu de construction.	Length in feet and 10ths. Longueur en pieds et 10es.	Breadth in feet and 10ths. Largeur en pieds et 10es.	Depth in feet and 10ths. Profondeur en pieds et 10es.	Gross Tonnage. Tonnage brut.	Registered Tonnage. Tonnage enregistré.	H.P. of Engine and Mode of Propulsion. Puissance des machines et mode de propulsion.	Owner or Managing Owner, and Address. Armateur ou propriétaire gérant, et adresse.
4130,744	<i>Improver</i>	Vancouver.....	1910	Seattle, Wash., U.S.A.....	40 5	12 0	4 8	20	13	3 sc...	P. J. Fewings and A. L. Stafford, Vancouver, B.C.
111,577	<i>Ina</i>	Toronto.....	1901	Toronto, Ont.....	56 0	9 3	3 7	11	10	3 sc...	Wm. J. Gage, Toronto, Ont.
116,759	<i>Ina</i>	Toronto.....	1904	Parry Sound, Ont.....	53 0	10 8	5 6	27	18	1 sc...	John Gahna and R. W. Dantier, Parry Sound, Ont., J.O.
107,733	<i>India</i>	Kingston.....	1899	Garden Island, Ont.....	215 9	36 4	15 0	976	573	118 sc...	The Galvin Co., Ltd., Garden Island, Ont.
125,971	<i>Indiaba</i>	Toronto.....	1905	Toronto, Ont.....	31 0	8 0	3 0	6	4	3 sc...	Isaac N. Devins, Toronto, Ont.
112,179	<i>Inenew</i>	Toronto.....	1902	Toronto, Ont.....	86 5	18 0	7 7	109	46	13 sc...	Hudson's Bay Co., London, Eng.
85,427	<i>Inez</i>	Fort William.....	1884	Welland, Ont.....	65 0	15 9	8 0	59	34	29 sc...	The Great Lakes Dredging Co., Ltd., Port Arthur, Ont.
96,906	<i>Ingomar</i>	Kingston.....	1890	Carleton Place, Ont.....	61 0	10 5	3 6	22	13	20 sc...	Edmond Robinault, Valleyfield, Que.
126,613	<i>Inlander</i>	Prince Rupert.....	1910	Victoria, B.C.....	135 5	28 5	5 2	333	310	13 pa...	Prince Rupert Skeena Transportation Co., Ltd., Prince Rupert, B.C.
130,308	<i>Indet Queen</i>	Victoria.....	1910	Vancouver, B.C.....	49 0	10 8	4 9	21	14	1 sc...	D. B. Buck, Victoria, B.C.
121,966	<i>Ina (The)</i>	Kingston.....	1905	Gananoque, Ont.....	25 0	5 6	2 2	2	1	3 sc...	Frederick J. Henderson, Gananoque, Ont.
96,849	<i>International</i>	Sarnia.....	1872	Port Erie, Ont.....	210 0	40 0	12 0	851	559	300 sc...	Lake Erie & Detroit River Ry. Co., Walkerville, Ont.
103,489	<i>International</i>	Victoria.....	1896	Kaslo, B.C.....	142 0	24 9	5 6	526	281	17 pa...	The International Nav. & Trading Co., Ltd., Kaslo, B.C.
133,702	<i>Intercoasta</i>	Vancouver.....	1912	Vancouver, B.C.....	42 0	9 8	4 8	16	11	13 sc...	James C. Keith, Vancouver, B.C.

†Foreign name "Lone Star."

SESSIONAL PAPER No. 21b

	1912	Golden, B.C.	75 0	13 0	3 7	66	45	
180,892 <i>Invermere</i>	Victoria.....	West Mystic, Conn., U.S.A.	91 4	16 5	7 0	67	15 sc...	Alex. Blakley, Golden, B.C.
*107,323 <i>Inverness</i>	Halifax.....	Vancouver, B.C.....	26 0	8 0	3 0	8	5	Atlantic Fish Companies, Ltd., Lunenburg, N.S., Thomas J. Cook, Vancouver, B.C.
129,168 <i>Invernia</i>	Vancouver.....	Hamilton, Ont.....	37 0	10 3	4 2	13	9	Robert J. Lovell, et al., Toronto, Ont.
122,220 <i>Iola</i>	Toronto.....	Mexford, Ont.....	58 2	13 2	5 6	29	20	Doctor McInnes, Meaford, Ont.
112,338 <i>Iona</i>	Collingwood.....	Kingston, Ont.....	60 0	10 0	4 4	21	15	John H. Davis, Kingston, Ont.
129,685 <i>Iona</i>	Kingston.....	Winnipegosis, Man.....	58 0	12 0	4 4	38	23	Peter McArthur, Westbourne, Man.
112,296 <i>Iona</i>	Winnipeg.....	Buffalo, N.Y., U.S.A.....	238 2	35 6	12 6	1,708	1,030	The Northern Navigation Co. Ltd., Collingwood, Ont.
*116,954 <i>Ionic</i>	Sarnia.....	Spanish River, Ont.....	31 0	8 4	4 0	6	4	G. Hamilton, Spanish River, Ont.
100,764 <i>Iota</i>	Toronto.....	Vancouver, B.C.....	28 7	9 2	2 7	8	5	Thomas E. Ford, Hornby Island, B.C.
122,164 <i>Ipsool</i>	Vancouver.....	Port Hawkesbury, N.S.....	36 3	11 3	4 7	10	7	Jas. Robinson, Derby, N.B.
103,932 <i>Irene</i>	Chatham, N.B.....	Hamilton, Ont.....	26 6	6 0	3 2	24	16	Thomas Christie, Hamilton, Ont.
88,530 <i>Irene</i>	Hamilton.....	Kenora, Ont.....	40 0	8 0	3 5	10	6	J. D. Johnston, Kenora, Ont.
111,757 <i>Irene</i>	Kenora.....	Peacetangishene, Ont., Midland, Ont.....	69 0	12 0	5 3	45	18	Ira Hill, Midland, Ont.
*92,728 <i>Irene</i>	Midland.....	Saturna Island, B.C.....	20 0	5 0	3 0	2	2	Ab See, Coal Island, B.C.
111,954 <i>Irene</i>	New Westminster.....	Hamilton, Ont.....	25 3	6 0	2 2	3	2	Harry Leslie, Port Colborne, Ont.
107,943 <i>Irene</i>	St. Catharines.....	St. John, N.B.....	37 9	9 5	3 5	10	7	F. P. Starr, St. John, N.B.
121,832 <i>Irene II</i>	St. John, N.B.....	Great Britain.....	25 8	7 0	4 2	3	2	F. J. Kelley, North Sydney, N.S.
103,603 <i>Irene</i>	Sydney.....	Toronto, Ont.....	12 0	8 0	4 5	7	5	Geo. F. Oakley and T. H. Allen, J.O., Toronto, Ont.
92,444 <i>Irene</i>	Toronto.....	Nakusp, B.C.....	60 0	13 0	5 3	29	20	The Canadian Pacific Lumber Co., Ltd., Port Moody, B.C.
116,401 <i>Irene</i>	Victoria.....	Brookville, Ont.....	34 0	4 8	2 5	3	2	R. Jackson Hopper, Westmount, Que.
130,533 <i>Irene II</i>	Montreal.....	Dartmouth, N.S.....	24 4	4 7	2 5	2	1	Chas. S. Pickford, Halifax, N.S.
92,562 <i>Iris</i>	Halifax.....	Hamilton, Ont.....	47 0	10 0	5 6	16	9	Francois W. Merchant, London, Ont.
112,200 <i>Iris</i>	Hamilton.....	New Westminster, B.C.....	54 0	11 5	5 5	38	24	The Brunette Sawmills Co., Ltd., New Westminster, B.C.
107,640 <i>Iris</i>	New Westminster.....							

*Formerly "Helen May Butler." †Formerly "Cuba." ‡Formerly "Maud."

ALPHABETICAL List of Canadian Registered Steam Vessels on Registry Books, &c.—Continued.

LISTE ALPHABÉTIQUE des vapeurs canadiens inscrits sur les registres, etc.—Suite.

Official Number. — Numero officiel.	Name of Ship. — Nom du navire.	Port of Registry. — Port d'ensemistement.	Built — Construit — en	Where Built. — Lieu de construction.	Length in feet and 10ths. — Longueur en pieds et 10es.	Breadth in feet and 10ths. — Largeur en pieds et 10es.	Depth in feet and 10ths. — Profondeur en pieds et 10es.	Gross Tonnage. — Tonnage brut.	Registered tonnage. — Tonnage enregistré.	H. P. of Engines and Mode of Propulsion. — Puissance des machines en c.v. et mode de propulsion.	Owner or Managing Owner, — and Address. — Armateur ou propriétaire gérant, — et adresse.
116,850	Iroquois	Owen Sound	1907	Huntsville, Ont.	118 5	23 0	7 5	307	198	28 sc	The Huntsville Lake of Bays & Lake Simcoe Navigation Co., Limited, Huntsville, Ont.
112,073	Iroquois	Peterborough	1903	Detroit, Mich., U.S.A.	22 6	5 8	2 1	2	1	4 sc	Mrs. F. A. Price, Mississauga, Ont.
† 111,855	Iroquois (The)	Toronto	1902	Toronto, Ont.	269 0	43 2	25 2	2,359	1,452	79 sc	St. Lawrence & Toronto Steam Nav. Co., Ltd., Toronto, Ont.
117,002	Isaac	New Westminster	1904	Port Guichon, B.C.	42 9	10 4	3 7	11	9	2 sc	T. H. Avery, New Westminster, B.C.
116,742	Isaac N. Veasey	Halifax	1888	Pocomoke, Md., U.S.A.	96 0	17 4	7 6	89	60	7½ sc	S. J. Holmes, Vancouver, B.C., J.O.
103,226	Isabel	Ottawa	1890	Brookville, Ont.	20 4	4 8	2 4	1	1	1 sc	C. A. Larder, New Ross, N.S.
111,503	Isabel	St. John, N.B.	1900	Detroit, Mich., U.S.A.	22 5	5 6	2 3	1	1	— sc	E. Farmer and J. B. Tierney, Arnprior, Ont.
122,399	Isabella — McCormack	Victoria	1908	Golden, B.C.	94 9	18 8	3 5	178	112	3 pa.	Wm. T. Chestnut, Fredericton, N.B.
112,804	Isabelle	Winnipeg	1903	Winnipegosis, Man.	64 0	16 0	6 0	41	28	4 sc	The Columbia River Lumber Co., Ltd., Golden, B.C.
130,544	Isperuize	Vancouver	1911	Vancouver, B.C.	44 0	12 3	5 4	18	12	2½ sc	Peter McArthur, Westbourne, Man.
96,703	Ishaway	Ottawa	1888	Brookville, Ont.	45 4	8 2	3 6	7	5	10 sc	Skeena River Commercial Co., Ltd., Vancouver, B.C.
107,873	Ishkoodah	Lindsay	1893	Carleton Place, Ont.	30 0	6 2	2 2	3	2	6 sc	E. A. Small, Montreal, Que.
181,156	Iskem.	Vancouver	1912	Vancouver, B.C.	68 6	17 4	9 2	62	42	5½ sc	Dr. G. S. Ryerson, Toronto, Ont. Clayquot Sound Canning Co., Ltd., Vancouver, B.C.

† Formerly "Tadenac."

LIST OF STEAM VESSELS

SESSIONAL PAPER No. 21b

85,547	Island Gem	Yarmouth, N.S.	1883	Yarmouth, N.S.	41.7	12.7	5.0	16	11	10 sec.	Mad Island Fishery Co., Ltd., Yarmouth, N.S.
116,632	Island Lassie	London, Ont.	1907	London, Ont.	37.0	6.0	3.0	7	5	2 sec.	William E. Austin, London Falls, Ont.
92,381	Island Queen	Montreal	1887	Kingston, Ont.	91.8	19.9	6.0	98	62	50 sec.	L. J. Cosgrove and P. J. Craig, Toronto, Ont.
†107,841	Island Queen	Toronto	1877	St. Williams, Ont.	62.3	17.3	4.3	34	27	2 sec.	Mrs. Mary Raines, Toronto, Ont.
117,078	Island Queen	Toronto	1905	Toronto, Ont.	97.8	20.3	5.4	129	88	16 sec.	The Toronto Ferry Company, Ltd., Toronto, Ont.
122,110	Islander	Charlottetown	1906	Sheburne, N.S.	67.0	17.5	7.6	54	37	16 sec.	The Island Tug Co., Ltd., Charlottetown, P. E. I.
111,567	Islander	Toronto	1900	Gravenhurst, Ont.	100.0	17.4	5.7	165	78	14 sec.	The Muskoka Lakes Nav. & Hotel Co., Ltd., Toronto, Ont.
490,546	Islay	Toronto	1885	Orillia, Ont.	116.0	18.0	6.2	175	119	39 sec.	Chas. McInnes, Orillia, Ont.
116,530	Isleway	Montreal	1904	Kingston, Ont.	51.8	10.5	4.4	14	9	5 sec.	Isleway Fish & Game Club, Ltd., Montreal, Que.
126,722	Islanda	Peterboro'	1910	Young's Point, Ont.	80.0	16.0	5.0	54	37	3 sec.	Patrick P. Young, Young's Point, Ont.
111,796	Isobel	Port Hawkesbury	1905	Port Hawkesbury, N.S.	41.6	14.0	5.9	24	20	2 sec.	Graham Fraser, New Glasgow, N.S.
116,712	Ivan R.	Hamilton	1903	Grandes Piles, Que.	67.8	15.8	4.6	66	45	4 sec.	The Hamilton Ferry Co., Ltd., Hamilton, Ont.
121,753	Irabelle	Vancouver	1906	Vancouver, B.C.	32.2	10.3	4.7	12	8	2 sec.	Robert T. Timm, Victoria, B.C.
122,547	Ivanhoe	Vancouver	1907	Vancouver, B.C.	39.7	22.5	10.9	182	123	26 sec.	George I. Wilson, Vancouver, B.C.
126,040	Iriza	Liverpool	1910	Mill Village, N.S.	42.0	9.6	4.6	10	9	1 1/2 sec.	Jason F. Mack, Liverpool, N.S.
130,378	Isola	Peterboro'	1909	Peterboro' Ont.	26.0	5.3	2.2	2	1	2 sec.	L. A. Potvin, Peterboro', Ont.
88,231	Ivy	Brockville	1884	Brockville, Ont.	44.9	8.4	3.6	7	5	3 sec.	D. B. Macdonald, Cornwall, Ont.
126,523	Ivy Clark	Ottawa	1907	Sturgeon Falls, Ont.	46.8	14.2	7.5	28	20	2 sec.	Charles Wm. Clark, Sturgeon Falls, Ont.
130,913	Ivy Leaf	Vancouver	1912	Vancouver, B.C.	56.0	14.0	4.5	25	17	3 sec.	H. Bell Irving & Co., Ltd., Vancouver, B.C.
126,888	J. A.	Vancouver	1910	Vancouver, B.C.	26.0	6.7	3.5	5	4	1 sec.	Joseph A. Fisher, Vancouver, B.C.
130,646	J. E. C.	Ottawa	1911	Calumet Island, Que.	49.5	11.4	3.4	21	13	1 sec.	John E. Cahill, Calumet Island, Que.
126,607	J. O'B.	Chatham, N.B.	1910	Chatham, N.B.	57.0	12.0	5.5	35	13	8 sec.	John O'Brien, Nelson, N.B.
117,167	J. A. Mumford	Windsor, N.S.	1903	Spencer's Island, N.S.	80.5	20.2	9.4	115	9	40 sec.	Gypsum Packet Co., Ltd., Windsor, N.S.

† Formerly "Orillia." ‡ Formerly a sailing vessel.

ALPHABETICAL LIST of Canadian Registered Steam Vessels on Registry Books, &c.—Continued.

LISTE ALPHABÉTIQUE des vapeurs canadiens inscrits sur les registres, etc.—Suite.

Official Number. Numéro officiel.	Name of Ship. Nom du navire.	Port of Registry. Port d'enregistrement.	Built Constructé en	Where Built. Lieu de construction.	Length in feet and 10ths. Longueur en pieds et 10es.	Breadth in feet and 10ths. Largeur en pieds et 10es.	Depth in feet and 10ths. Profondeur en pieds et 10es.	(Gross Tonnage. Tonnage enregistré.	H.P. of Engines and Mode of Propulsion. Puissance des machines en c.v. et mode de propulsion.	Owner or Managing Owner, and Address. Armateur ou propriétaire gérant, et adresse.
116,809	J. A. Paul	Sorel	1906	Sorel, Que.	81 5	13 5	4 8	77	9 sc.	J. L. B. Leclaire, Sorel, Que.
126,721	J. B. McColl	Peterboro	1909	Lakefield, Ont.	48 0	8 6	5 6	21	2 sc.	The Minister of Railways and Canals, Ottawa, Ont.
*90,527	J. B. McLeod	Chatham, Ont.	1893	Michell's Bay, Ont.	53 5	12 1	5 7	25	3 sc.	Brook McAulay, Southampton, Ont.
125,980	J. B. Peine	Toronto	1906	Toronto, Ont.	39 6	8 0	5 0	11	2 sc.	John C. Holby, Toronto, Ont.
126,175	J. C. Bruce	New Westminster	1908	Vancouver, B.C.	43 0	9 1	3 7	17	1 sc.	John C. Bruce, New Westminster, B.C.
100,942	J. C. Else	Collingwood	1893	Waubesaheuc, Ont.	44 0	11 0	3 6	33	3 1/2 sc.	Georgian Bay Lumber Co., Ltd., Waubesaheuc, Ont.
126,616	J. C. Miller	Chatham, N.B.	1910	Douglas town, N.B.	54 0	14 9	5 0	33	12 sc.	John C. Miller, Millerton, N.B.
112,335	J. D. Hamill	Collingwood	1904	Meaford, Ont.	80 0	16 2	8 6	111	21 sc.	The John Island Tug Co., Ltd., John Island, Ont.
100,039	J. D. Hewis	Toronto	1892	Midland, Ont.	55 6	12 4	5 3	51	2 sc.	David Hewis, M.O., Midland, Ont.
122,179	J. D. Morrison	Port Arthur	1907	Collingwood, Ont.	78 0	20 0	11 6	116	32 sc.	The Great Lakes Dredging Co., Ltd., Port Arthur, Ont.
126,099	J. D. Schofield	St. Catharines	1910	Port Robinson, Ont.	58 4	16 0	9 1	51	30 sc.	George Ross, Port Robinson, Ont.
122,161	J. E. Boyden	Vancouver	1888	Seattle, Wash., U.S.A.	84 4	19 0	9 7	122	37 sc.	Boyd's Tug Co., Ltd., Victoria, B.C.
116,396	J. E. Mills	Sarnia	1883	Marysville, U.S.A.	108 0	23 5	7 8	149	25 sc.	James Lanaway, and F. J. Trotter, J.O., Amherstburg, Ont.

* Formerly "Earl."

122,647	J. F. Booth	Ottawa	1907	Lateford, Ont	75 4	18 0	5 2	90	53	8 pa...	John R. Booth, Ottawa, Ont.
117,061	J. F. Hurdman	Ottawa	1902	Ottawa, Ont	36 0	8 7	3 0	4	4	8 se...	W. L. Hunter, Pembroke, Ont.
126,237	J. G. Cox	Victoria	1908	Victoria, B.C.	44 0	8 0	4 0	10	5	3 1/2 se...	John A. Murdoch, Vancouver, B.C.
122,251	J. G. Witherbee	Quebec	1872	Philadelphia, Pa., U.S.A.	111 2	22 0	9 8	165	82	49 se...	The Minister of Public Works, Ottawa, Ont.
111,619	J. H. Hackett	Quebec	1901	Quebec, Que.	87 9	21 2	8 8	117	80	31 se...	Quebec Transportation & Forwarding Co., Ltd., Quebec, Que.
107,170	J. H. McDonald	Collingwood	1902	Collingwood, Ont.	65 0	12 0	6 9	41	28	11 se...	Waldio Bros., Ltd., Toronto, Ont.
126,046	J. H. Upham	Port Arthur	1880 1908	Buffalo, N. Y., U.S.A. Duluth, Minn., U.S.A.	18 0	12 0	7 0	26	14	5 se...	George H. Fincont, Port Arthur, Ont.
107,333	J. L. Nelson	Halifax	1899	Yarmouth, N.S.	61 0	13 8	5 6	38	19	12 se...	The Minister of Marine and Fisheries, Ottawa, Ont.
116,367	J. M. Diver	Sarnia	1904	Sarnia, Ont.	67 6	16 4	9 0	48	33	10 se...	The Bold Wrecking Co., Ltd., Sarnia, Ont.
112,300	J. M. Smith	Winnipeg	1905	Winnipeg, Man.	120 0	21 0	4 0	179	122	8 pa...	Wm. H. Hall, Winnipeg, Man.
126,190	J. O. Gravel	Montreal	1909	Dumbarton, G. B.	91 5	21 0	12 6	197	4	51 se...	The Sincennes-McNaughton Line, Ltd., Montreal, Que.
122,273	J. R. Spear	Winnipeg	1909	Tobogan, Man.	70 0	16 5	6 0	71	48	13 se...	The Northern Fish Co., Ltd., Selkirk, Man.
117,000	J. S. Thompson	Ottawa	1902	Simsco, Ont.	60 0	16 0	3 6	13	8	2 pa...	J. F. Hurdman, Ottawa, Ont.
130,559	J. W. Dickie	Vancouver		United States	24 0	8 0	2 5	6	4	1 se...	Alfred Harris, North Vancouver, B.C.
122,626	J. Howard	Charlham, N. B.	1908	Newcastle, N. B.	48 0	11 5	5 0	16	11	10 se...	Timothy W. Crocker, Newcastle, N. B.
112,269	L. Paul	Montreal	1901	Sorel, Que.	30 0	11 1	4 8	19	13	3 se...	W. Chapin, and Ovide St. Marie, J. O., St. Joachim de Chateaugay, Que.
112,030	Jack	Quebec	1901	Montnagay, Que.	49 8	14 2	5 8	31	21	4 se...	The Price Brothers & Co., Ltd., Quebec, Que.
126,263	Jack C.	Toronto	1907	Fesserton, Ont.	43 0	10 0	4 0	19	13	3 se...	Walker Wm. Carter, Fesserton, Ont.
122,391	Jack Stuart	Victoria	1908	Victoria, B.C.	60 0	13 0	3 5	36	18	3 se...	Archibald Stuart, Duncan, B.C.
122,293	Jack Winton	Prince Albert	1907	Prince Albert, Sask.	50 0	15 0	2 5	19	12	3 pa...	Prince Albert Lumber Co., Ltd., Prince Albert, Sask.
107,151	James Donville	Vancouver	1898	Vancouver, B.C.	121 6	25 8	4 7	486	291	15 pa...	Klondike, Yukon & Stewart Pioneers, Ltd., London, Eng.
111,511	James Holly	St. John, N. B.	1901	St. John, N. B.	48 0	13 8	6 5	31	21	5 se...	James Holly, St. John, N. B.
96,841	James McKeon	Sarnia	1893	Sarnia, Ont.	52 5	12 5	5 0	36	24	30 se...	The Blind River Transportation Co., Ltd., Blind River, Ont.
96,842	James Mayhew	Port Arthur	1904	U.S.A. Port Arthur, Ont.	42 0	10 6	5 0	15	10	1 se...	Winnipeg Electric Railway Co., Winnipeg, Man.
121,948	James Morgan	Sorel	1906	Hull, Que.	52 0	11 6	4 8	21	8	4 se...	Lyon Colton, Montreal, Que.

ALPHABETICAL LIST of Canadian Registered Steam Vessels on Registry Books, &c. *Continued.*LISTE ALPHABÉTIQUE des vapeurs canadiens inscrits sur les registres, etc.—*Suite.*

Official Number. Numéro officiel.	Name of Ship. Nom du navire.	Port of Registry. Port d'enregistrement.	Built Construit en	Where built. Lieu de construction.	Length in feet and 10ths. Longueur en pieds et 10 ^{es} .	Breadth in feet and 10ths. Largeur en pieds et 10 ^{es} .	Depth in feet and 10ths. Profondeur en pieds et 10 ^{es} .	Gross Tonnage. Tonnage brut.	Registered Tonnage. Tonnage enregistré.	H.P. of Engines and Mode of Propulsion. Puissance des machines en c.v. et mode de propulsion.	Owner or Managing Owner, and Address. Armateur ou propriétaire gérant, et adresse.
116,971	James Neilson	Chatham, N.B.	1904	Chatham, N.B.	61 0	14 5	5 7	31	21	8 sc.	H. B. McDonald, Chatham, N.B. and James F. Burchill, Nelson, N.B.
100,943	James Playfair	Port Barwell	1894	Collingwood, Ont.	50 0	11 6	6 0	26	18	3 sc.	Erwin Tedford, <i>et al.</i> , J.C., Port Barwell, Ont.
116,398	James Reid	Sarnia	1875	Wilmington, Del., U.S.A.	117 0	23 0	12 0	181	123	94 sc.	The Reid Wrecking Co., Ltd., Sarnia, Ont.
130,632	James S. Gregory	St. John, N.B.	1911	St. John, N.B.	58 2	16 2	7 3	53	36	14 sc.	James S. Gregory, St. John, N.B.
92,307	James Storey	Port Arthur	1888	Collingwood, Ont.	63 0	14 2	7 3	49	33	5 sc.	Geo. H. Pirouet, Port Arthur, Ont.
121,709	James Whalen	Port Arthur	1905	Toronto, Ont.	108 0	24 0	13 0	313	156	66 sc.	The Canadian Towing & Wrecking Co., Ltd., Port Arthur, Ont.
130,344	Janet A.	Charlottetown	1912	Belle River, P.E.I.	55 4	15 4	5 8	35	34	5 sc.	Duncan J. Riley, Belle River, P.E.I.
117,191	Jep	Kenora	1905	Kenora, Ont.	23 0	6 0	2 5	3	2	2 sc.	Scott & Hudson Building Co., Ltd., Kenora, Ont.
†100,638	Jasmine	Toronto	1892	Toronto, Ont.	112 4	21 9	7 4	298	184	18 sc.	The Toronto Ferry Co., Ltd., Toronto, Ont.
122,064	Jean	Montreal	1905	Montreal, Que.	35 8	8 3	3 6	7	4	1 sc.	Henri Hervieux, Montreal, Que.
**92,660	Jeanne	Montreal	1888 1898	Montreal, Que.	73 7	10 2	7 0	37	25	10 sc.	A. E. Brunet, Montreal, Que.
126,146	Jeanne D'Arc	Sorel	1908	Sorel, Que.	96 2	22 3	6 5	105	69	3 sc.	Auguste Thiaville, Sorel, Que.
130,713	Jennet B.	Kenora	1912	Kenora, Ont.	44 0	11 2	4 0	20	13	5 sc.	Joseph Boucha, Kenora, Ont.
77,925	Jennie B.	Charlottetown	1878	Chatham, N.B.	41 9	8 3	3 2	20	11	8 pa.	R. W. Cunningham, Antigonish, N.S.

† Formerly "Protector," ‡ Formerly "Ojibway," and "A. J. Tynon" **Formerly "Chipmunk."

SESSIONAL PAPER No. 21b

71,102	Jennie G Harper	Chatham, Ont	1874	Chatham, Ont	48 0	8 7	3 0	20	18	12 sc	Jas. Pilgrim, Meaford, Ont.
100,735	Jennie June	New Westminster	1887	Seattle, Wash., U.S.A.	29 8	8 0	3 8	4	4	1 sc	J. A. Clarke, New Westminster, B.C.
107,814	Jennie Mae	Peterborough	1899	Peterborough, Ont.	33 2	7 2	3 4	5	3	6 sc	C. B. McAllister, Peterborough, Ont.
130,794	Jericho	Vancouver	1911	North Vancouver, B.C.	67 0	14 5	4 4	44	30	7 sc	Arthur G. Balkwill, Vancouver, B.C.
126,128	Jeska	Kingston	1909	Kingston, Ont	108 0	24 4	7 3	189	107	16 sc	Edward McKenzie, Smith's Falls, Ont., and Edward Smith, Twp of Pittsburg, Ont.
†107,898	Jessie	Quebec	1879	Buffalo, N.Y., U.S.A.	46 0	12 5	5 5	19	13	7 sc	Achille Bernier, St. Joseph de Lévis, Que.
112,069	Jessie	Peterborough	1900	Bayonne, Mich., U.S.A.	31 0	7 5	3 6	9	6	2 sc	Stanley Burton, Peterborough, Ont.
107,721	Jessie B.	Vancouver	1899	Jersey City, N.J., U.S.A.	45 4	10 0	3 9	9	6	15 sc	A. J. Weaver and R. Greenwood, J. O. Victoria, B.C.
126,048	Jessie B.	Port Arthur	1905	Rosport, Ont.	29 0	8 0	4 0	5	3	1 sc	Wm., and Daniel Alexander, J.O., Nepigon, Ont.
107,744	Jessie Bain	Kingston	1888	Clayton, N.Y., U.S.A.	70 8	14 8	5 0	67	41	14 sc	The St. Lawrence River Steamboat Co., Ltd., Kingston, Ont.
103,643	Jessie Forward	Kingston	1896	Millhaven, Ont.	36 6	7 7	4 2	6	4	2 sc	J. F. Walsh, Napaine, Ont.
96,780	Jessie Gray	Halifax	1889	Marble Mt., N.S.	80 0	17 9	5 7	76	48	20 pa	Bass d'Or Lime Co., Ltd., Halifax, N.S.
70,288	Jessie Hall	Sault Ste. Marie	1867	Buffalo, N.Y., U.S.A.	83 5	17 0	8 8	57	29	120 sc	Thomas Ganley, Sault Ste. Marie, Ont.
97,009	Jessie Hume	St. Catharines	1894	St. Catharines, Ont.	62 9	15 4	8 3	58	40	38 sc	The Minister of Public Works, Ottawa, Ont.
116,245	Jessie M.	Sault Ste Marie	1903	Algoma Mills, Ont.	42 0	10 0	4 2	14	8	14 sc	Alphonse Meivier, Algoma Mills, Ont.
117,115	Jessie Mac	Vancouver	1905	Vancouver, B.C.	61 5	16 0	7 5	57	39	8 sc	James S. Emerson, Vancouver, B.C.
100,628	Jim & Tom	Port Dover	1907	Collingwood, Ont.	63 6	14 6	6 6	33	32	10 sc	Jas., and T.H. Low, Port Dover, Ont.
100,635	Joan	Victoria	1892	Victoria, B.C.	176 8	30 0	11 0	821	544	85 sc	Canadian Pacific Railway Co., Montreal, Que.
111,572	Joe	Toronto	1900	Huntsville, Ont.	65 0	13 0	4 9	57	39	6 sc	The Huntsville, Lake of Bays & Lake Simcoe Nav. Co., Ltd., Huntsville, Ont.
122,322	Joe	Vancouver	1906	Everett, Wash., U.S.A.	27 0	8 2	4 0	5	4	1/2 sc	George A. Walken, Vancouver, B.C.
116,378	Joe Dudley	Port Arthur	1865	Buffalo, N.Y., U.S.A.	70 0	15 0	8 6	52	36	10 sc	The Great Lakes Dredging Co., Ltd., Port Arthur, Ont.
131,084	Joe Goodwin	Toronto	1912	Toronto, Ont.	48 4	14 0	6 0	38	26	2 sc	Joseph Goodwin, Toronto, Ont.
111,670	John	Montreal	1902	Pt. Fortune, Que.	65 0	24 8	3 0	34	21	1 pa	Tedephore Martin, Point Fortune, Que.
92,556	John A.	Montreal	1888	Montreal, Que	57 2	12 8	5 6	20	13	3 sc	J. C. Weir, Montreal, Que.

† Formerly "M. M. Drake."

ALPHABETICAL LIST of Canadian Registered Steam Vessels on Registry Books, &c.—Continued.

LISTE ALPHABÉTIQUE des vapeurs canadiens inscrits sur les registres, etc.—Suite.

Official Number. Numéro officiel.	Name of Ship. Nom du navire.	Port of Registry. Port d'enregistrement.	Built Construit en	Where Built. Lieu de construction.	Length in feet and 10ths. Longueur en pieds et 10 ^{es} .	Breadth in feet and 10ths. Largeur en pieds et 10 ^{es} .	Depth in feet and 10ths. Profondeur en pieds et 10 ^{es} .	Gross Tonnage. Tonnage brut.	Registered Tonnage. Tonnage enregistré.	H.P. of Engines and Mode of Propulsion. Puissance des machines en c.v. et mode de propulsion.	Owner or Managing Owner, and Address. Armateur ou propriétaire gerant, et adresse.
122,271	John Bull.....	Winnipeg.....	1903	Selkirk, Man.....	35 0	9 5	3 5	13	9	1 sc..	Winnipeg Fish Co., Ltd., Winnipeg Man.
107,353	John C. Barr.....	Dawson.....	1898	Unalaska, Alaska, U.S.A.	141 6	28 2	4 8	547	316	150 pas.	R. B. Snowdon, Dawson, Yukon Territory.
*111,805	Jno. E. Russell.....	Toronto.....	1902	Richard's Landing, Ont.	54 0	12 4	4 4	26	17	10 sc..	John E. Russell, Toronto Ont.
121,705	John Fraser.....	Toronto.....	1905	Parry Sound, Ont.....	31 5	8 0	3 2	6	4	½ sc..	John Fraser, Parry Sound, Ont.
130,758	John H. Sproul.....	Vancouver.....	1911	Vancouver, B.C.....	53 3	27 5	4 9	110	75	4 sc..	Minister of Public Works for British Columbia, Victoria, B.C.
92,387	John Haggart.....	Kingston.....	1887	Perth, Ont.....	99 9	17 5	6 0	184	104	65 sc..	T. C. Sims, Little Current, Ont.
125,013	John Hancock.....	Annapolis Royal.....	1908	Granville Ferry, N.S.....	53 0	16 2	5 2	43	29	3 sc..	Bernard Dolan, Granville Ferry, N.S.
83,519	John Hanlan.....	Toronto.....	1884	Port Dalhousie, Ont.....	71 0	16 0	6 0	37	25	25 sc..	Lawrence Solman, Toronto, Ont.
107,136	John J. Noble.....	Goderich.....	1901	Goderich, Ont.....	68 1	15 1	6 9	33	23	13 sc..	Dominion Fish Co., Ltd., Winnipeg, Man.
97,037	John L. Cann.....	Yarmouth.....	1891	Yarmouth, N.S.....	97 8	19 8	9 0	166	77	34 sc..	Hugh Cann & Son, Ltd., Yarmouth, N.S.
107,242	John L. Card.....	Victoria.....	1897	New Westminster, B.C.	92 0	24 0	8 0	141	96	5 sc..	R. S. Griffiths and J. S. Durage, J.O., Victoria, B.C.
100,122	John Lee Senior.....	Wallaceburg.....	1888	Wallaceburg, Ont.....	86 0	21 0	7 2	88	60	9 sc..	John Lee, st., Wallaceburg, Ont.
94,919	John Loggie.....	Southampton.....	1893	Goderich, Ont.....	76 0	13 8	5 5	37	25	13½ sc..	John Loggie, Southampton, Ont.
107,137	John McKay.....	Goderich.....	1901	Goderich, Ont.....	68 1	15 1	6 9	34	23	14 sc..	Daniel McKay, Cockburn Isl., Ont.

*Formerly "W. J. Smith."

SESSIONAL PAPER No. 216

No.	Name	Home Port	Year	Tonnage	Horse Power	Length	Breadth	Depth	Speed	Remarks
112,339	John McKae	Collingwood	1905	62 0	14 0	6 4	34	23	10 sc	Albert J. Lowe, Killarney, Ont.
175,683	John Milton	Toronto	1876 1905	48 0	10 0	3 9	14	10	2 sc	Roger Miller & Sons, Ltd., Toronto, Ont.
130,621	John Pratt	Montreal	1911	80 5	22 1	11 4	165	78	54 sc	Siencines McNaughton Line, Ltd., Montreal, Que.
†126,461	John R. Moore	Kingston	1895 1909	170 4	25 6	5 6	225	175	6 sc	The Hamilton Ferry Co., Ltd., Hamilton, Ont.
130,233	John R. Moore	Port Stanley	1911	68 0	16 6	9 0	63	43	6 sc	John R. Moore, Port Stanley, Ont.
130,431	John R. Stover	Samia	1911	75 0	18 2	8 1	91	45	27 sc	Blind River Towing Co., Ltd., Blind River, Ont.
117,121	John Randall	Kingston	1905	104 4	22 5	6 3	133	53	13½ sc	John Randall, Seeley's Bay, Ont.
**88,241	John Rolph	Toronto	1883	136 6	27 8	10 3	421	212	32 sc	Point Annie Quarries, Ltd., Toronto, Ont.
†126,388	John S. Thom	Quebec	1890	240 0	41 0	14 9	1,410	911	110 sc	Quebec & Lewis Ferry Co., Ltd., Quebec, Que.
103,633	John Thomson	Ottawa	1889	39 0	8 6	3 3	5	4	5 sc	R. A. Klock, Klock's Mills, Ont.
122,440	John Torrent	Sault Ste. Marie	1875	52 0	14 2	9 0	39	27	7 sc	Stephen Shipman, Richards Landing, Ont.
130,522	John Young	Montreal	1910	81 5	22 0	8 1	170	77	48 sc	Harbour Commissioners of Montreal, Montreal, Que.
107,686	Johnnie H.	Quebec	1899	41 0	10 1	4 0	14	5	10 sc	John S. Thom, Quebec, Que.
126,427	Johnson	Vancouver	1909	38 5	10 0	4 0	12	8	4 sc	Wm. H. Grant, Stewart, B.C.
92,541	Joliette	Montreal	1887	45 0	15 6	3 8	13	9	16 sc	Stewart S. Joseph and Jessie Joseph, J. O. Sturtead, Que.
116,262	Jolly Four	Toronto		36 0	10 5	4 6	10	7	1 sc	Harry Oldfield, Parry Sound, Ont.
130,698	Jolly Mac	Vancouver	1911	53 2	11 0	5 0	26	18	2 sc	Andrew Houston, M.O., Vancouver, B.C.
100,660	Jopl.	Kingston	1895	52 2	7 8	3 6	11	7	9 sc	John Paul, Newboro', Ont.
107,301	Joseph	St. John, N.B.	1899	58 6	16 1	7 4	54	37	17 sc	The Beaver Dredging Co., Ltd., St. John, N.B.
107,621	Joseph Clossell	New Westminster	1898	80 0	21 0	4 5	147	93	3½ pa.	British Yukon Navigation Co., Ltd., Vancouver, B.C.
163,017	Joseph Taylor	Ottawa	1891	37 0	15 7	3 6	17	9	20 pa.	J. R. Booth, Ottawa, Ont.
103,669	Josie	Winnipeg	1897	32 0	7 8	4 2	12	7	1 sc	D. L. Mather, Kenora, Ont.
130,439	Joyful	New Westminster	1912	49 0	14 0	5 1	31	18	8 sc	Canadian Tug Boat Co., Vancouver, B.C.
85,496	Juanita	Toronto	1880	30 0	6 6	2 8	3	2	5 sc	James Moreau, Port Severn, Ont.

† Formerly "Florence." †† Formerly "Melbourne." ** Formerly "Resolute." ††† Formerly "Henry R. James."

ALPHABETICAL LIST of Canadian Registered Steam Vessels on Registry Books, &c.—Continued.
LISTE ALPHABÉTIQUE des vapeurs canadiens inscrits sur les registres, etc.—Suite.

Official Number. Numéro officiel.	Name of Ship. Nom du navire.	Port of Registry. Port d'inscription.	Built Construit en	Where Built. Lieu de construction.	Length in feet and 10ths. Longueur en pieds et 10es.	Breadth in feet and 10ths. Largeur en pieds et 10es.	Depth in feet and 10ths. Profondeur en pieds et 10es.	Gross Tonnage. Tonnage brut.	Registered Tonnage. Tonnage enregistré.	H.P. of Engines and Mode of Propulsion. Puissance des machines c.v. et mode de propulsion.	Owner or Managing Owner and Address. Armateur ou propriétaire-gérant et adresse.
121,734	<i>Juanita</i>	Vancouver	1906	Vancouver, B.C.	19 8	7 2	2 2	3	2	1 4 sc	Albert French, Vancouver, B.C.
103,936	Jubilee	Chatham, N.B.	1897	Douglastown, N.B.	43 9	11 6	4 8	17	11	3 sc	William Anderson, Church Point, N.E.
90,529	Jubilee	Chatham, Ont.	1888	Algouac, Mich., U.S.A.	53 6	10 6	10	7	— sc	J. H. Ferguson, et al., Blehheim, Ont.
103,647	Jubilee	Kingston	1897	Kingston, Ont.	84 2	15 4	5 0	117	78	10 sc	Teniskaming Navigation Co., Ltd., Ottawa, Ont.
103,953	Jubilee	Montreal	1897	Sorel, Que.	66 4	10 5	3 7	25	17	2 sc	H. W. Albro, Megantic, Que.
107,082	Jubilee	Ottawa	1897	Ottawa, Ont.	35 3	6 5	3 0	2	1	4 sc	Geo. Gale, et al., Ottawa, Ont.
121,840	Judge Moore	St. John, N.B.	1885	Tarrytown, N.Y., U.S.A.	62 3	13 7	5 4	36	25	13 sc	John P. Lunn, et al., Albert, N. B.
126,445	Julia V.	Kenora	1908	Kenora, Ont.	56 0	12 0	4 0	42	22	2 sc	Patrick Villeneuve, Kenora, Ont.
103,580	Julian V. O'Brien	Collingwood	1888 1892	Buffalo, N.Y., U.S.A.	70 0	16 5	8 2	59	31	14 sc	Wm. E. Bigwood, Toronto, Ont.
122,421	<i>Jumbo</i>	Halifax	1907	Mahone Bay, N. S.	35 0	8 6	3 7	6	4	1 sc	Alfred R. Cogswell, Halifax, N. S.
90,764	<i>Juno</i>	Goderich	1887	Goderich, Ont.	62 0	14 0	6 0	28	19	40 sc	Dominion Fish Co., Ltd., Winnipeg, Man.
90,771	<i>Juno</i>	Toronto	1885	Wallaceburg, Ont.	139 7	26 8	8 8	288	196	170 sc	Point Anne Quarries, Ltd., Toronto, Ont.
103,002	<i>Juno</i>	Yarmouth	1895	Yarmouth, N.S.	37 0	9 2	4 0	6	4	1 sc	H. Hankinson, M.O., Overton, N.S.
126,548	Ka-Yex	Vancouver	1909	Vancouver, B.C.	42 4	10 0	5 0	20	14	2 sc	The Minister of Marine and Fisheries, Ottawa, Ont.

SESSIONAL PAPER No. 21b

130,297	Kaleden.....	Vancouver.....	1910	Okanagan Landing, B.C.	94 0	18 4	4 6	180	113	4 pa... Canadian Pacific Railway Co., Montreal, Que.
96,999	Kaslo.....	New Westminster.....	1892	Kootenay Lake, B.C.....	62 0	13 5	6 0	51	35	C. Sweeny, Vancouver, B.C.
107,827	Kaslo.....	Victoria.....	1900	Kaslo, B.C.....	173 5	27 0	7 4	765	370	A. H. MacNeill, Rossland, B.C.
107,887	Kate.....	Montreal.....	1900	Montreal, Que.....	97 0	16 2	7 9	61	42	Harry Aird, Quebec, Que.
112,175	Kate.....	Toronto.....	1902	Toronto, Ont.....	63 0	9 3	4 0	22	15	H. M. Mowat, Toronto, Ont.
121,912	Kathleen.....	Kenora.....	1906	Kenora, Ont.....	60 0	13 6	4 0	51	35	Albert Robertson and Russell E. Dongett, Kenora, Ont.
126,031	Kathleen.....	Liverpool.....	1907	Liverpool, N. S.....	75 1	16 4	7 1	63	38	Mrs. Rosanna Neville, Halifax, N. S.
112,235	Kathleen.....	St. John, N. B.....	1903	St. John, N. B.....	38 7	7 4	3 5	6	4	Kathleen Cook, Highside, N. B.
90,574	Kathleen.....	Toronto.....	1886	Toronto, Ont.....	84 0	18 0	5 5	110	72	The Toronto Ferry Co., Ltd., Toronto, Ont.
103,687	Katie.....	Toronto.....	1896	Jersey City, N.J., U.S.A.....	30 0	6 7	2 8	4	3	C. P. Chisholm, Oakville, Ont.
111,538	Katie.....	Vancouver.....	1900	Vancouver, B.C.....	25 5	7 8	2 1	3	2	Gordon H. Haeck and Nicholas Thompson, Vancouver, B.C.
107,786	Katie Bell.....	Ottawa.....	1898	Montreal, Que.....	31 0	6 4	2 4	2	2	John R. Melroe, Ottawa, Ont.
107,871	Kawartha.....	Lindsay.....	1900	Bobcaygeon, Ont.....	46 0	9 6	3 6	17	11	William Banguyne, Fenelon Falls, Ont.
126,794	Keewatin.....	Vancouver.....	1910	Steveston, B.C.....	39 0	8 8	4 5	11	8	Lemuel Freer, Vancouver, B.C.
130,214	Keewatin.....	Vancouver.....	1912	North Vancouver, B.C.....	54 2	13 9	5 4	27	18	The Packers Steamship Co., Ltd., Vancouver, B.C.
130,255	Keely.....	Ottawa.....	1907	River Desert, Que.....	36 0	12 0	3 3	23	14	Gilmour & Huggison, Ltd., Ottawa, Ont.
126,411	Keeyo.....	Toronto.....	1905	Toronto, Ont.....	63 0	10 6	6 0	23	16	Temagami Steamboat & Hotel Co., Ltd., Temagami, Ont.
* 122,111	Keenan.....	Owen Sound.....	1907	Midland, Ont.....	91 0	20 8	10 0	133	91	Keenan Towing Co., Ltd., Owen Sound, Ont.
103,680	Kenora.....	Toronto.....	1897	Kenora, Ont.....	119 9	28 0	8 3	486	269	The Rainy River Navigation Co., Ltd., Kenora, Ont.
1107,210	Keewatin.....	Kenora.....	1899	Kenora, Ont.....	69 0	16 5	6 2	82	50	The Rainy River Navigation Co., Ltd., Kenora, Ont.
125,985	Keewatin.....	Montreal.....	1907	Govan, G. B.....	336 5	43 8	25 6	3,856	2,470	Canadian Pacific Railway Co., Montreal, Que.
103,660	Keewatin.....	Winnipeg.....	1896	Selkirk, Man.....	49 0	10 0	3 3	20	11	Ewing & Fryer Fish Co., Ltd., Selkirk, Man.
121,789	Keegabonga.....	Ottawa.....	1899	Keegabonga Lake, Que.....	36 0	16 0	3 3	14	9	Gilmour & Huggison, Ltd., Ottawa, Ont.
111,780	Kelowna.....	Victoria.....	1902	Kelowna, B.C.....	78 0	18 8	5 6	65	41	D. Lloyd-Jones, Kelowna, B.C.
107,745	Kenirving.....	Kingston.....	1900	Smith's Falls, Ont.....	104 4	20 8	6 7	145	70	Edward Smith, Storrington, Ont.

* Formerly "Winnama," + Formerly "Maple Leaf."

ALPHABETICAL LIST of Canadian Registered Steam Vessels on Registry Books, &c.—Continued.

LISTE ALPHABÉTIQUE des vapeurs canadiens inscrits sur les registres, etc.—Suite.

Official Number. Numero officiel.	Name of Ship. Nom du navire.	Port of Registry. Port d'enregistrement.	Built Cons- truit en	Where built. Lieu de construction.	Length in feet and 10ths. Longueur en pieds et 10 ^{es} .	Breadth in feet and 10ths. Largeur en pieds et 10 ^{es} .	Depth in feet and 10ths. Profondeur en pieds et 10 ^{es} .	Gross Tonnage. Tonnage brut.	Registered Tonnage. Tonnage enregistré.	H. P. of Engines and Mode of Propulsion. Puissance des machines en c.v. et mode de propulsion.	Owner or Managing Owner, and Address. Armateur ou propriétaire gérant, et adresse.
88,329	Kenogami	Quebec	1886	Quebec, Que.	48 7	12 8	5 9	21	11	10 sc.	Evan J. Prie, Quebec, Que.
94,935	Kenosha	Lindsay	1891	Lindsay, Ont.	112 0	20 0	6 5	256	176	100 hp.	Jos. B. Parkin, M. O., Lindsay, Ont.
85,512	Kenozha	Toronto	1883	Gravenhurst, Ont.	100 8	18 2	6 2	225	124	16 sc.	The Muskoka & Nipissing Nav. Co., Ltd., Gravenhurst, Ont.
4103,773	Kenton	St. John, N.B.	1896	Pictou, N.S.	59 6	11 8	6 1	46	31	14 sc	James S. Gregory, St. John, N.B.
130,637	Koonik	St. John, N.B.	1909	St. John, N.B.	23 9	5 2	2 4	2	1	½ sc.	James H. Barton, St. John, N.B.
122,583	Kereenos	Yarmouth	1908	Yarmouth, N.S.	34 0	9 6	4 0	8	4	2 sc.	Geo. S. Lee, Halifax, N.S.
126,172	Kerland	New Westminster	1907	New Westminster, B.C.	39 5	8 9	4 8	11	7	1 sc.	W. J. Kerr, Ltd., New Westminster, B.C.
116,332	Kestrel	Ottawa	1903	Vancouver, B.C.	126 0	21 0	12 2	311	188	59 sc.	C. N. Armstrong, Montreal, Que.
116,379	Kestrel	Port Arthur	1904	Port Arthur, Ont.	36 5	9 5	4 0	13	9	½ sc.	E. C. Tripp, Cloud Bay, Ont.
111,564	Kestrel	Toronto	1900	Toronto, Ont.	38 0	8 0	3 5	7	5	3 sc.	James Playfair, Midland, Ont.
131,111	Keybell	Montreal	1912	Collingwood, Ont.	258 0	12 6	17 2	1,730	1,254	35½ sc.	The Keystone Transportation Com- pany of Canada, Ltd., Montreal, Que. Edwin Emmerson, North Vancouver, B.C.
131,036	Kid	Vancouver		U.S.A.	28 8	9 0	3 7	9	8	½ sc.	R. J. Brodie, Smith's Falls, Ont.
100,046	Kilbarnie	Brockville	1887	Alexandra Bay, N.Y., U.S.A.	45 0	7 0	3 7	15	10	10 sc.	Evans Coleman & Evans Ltd., Van- couver, B. C.
96,988	Kildonan	Vancouver	1891	Victoria, B.C.	68 3	14 2	6 9	51	32	14 sc.	

‡Formerly "Frederick A."

SESSIONAL PAPER No. 21b

02, 022	Kilkeel	1895	Fairley, G.B.	1850	210	94	252	56	39	The Kilkeel Company Ltd., Toronto, Ont.
37,110	Killamey Belle	1892	Collingwood, Ont.	520	120	56	28	19	380	The Manitowishkew & Lumber Co. Ltd., Walkerville, Ont.
121,143	Kimsquid	1912	Nama, B.C.	439	102	45	15	10	580	Draney Fisheries Ltd., Vancouver, B.C.
126,828	Kinburn	1910	Mahone Bay, N.S.	1042	216	105	168	79	280	Abraham Ernst, M.O., Malome Bay, N.S.
128,218	Kinnoumb	1908	Dumbarton, G.B.	2190	430	218	2,112	1,598	170	Montreal Transportation Co., Ltd., Montreal, Que.
116,213	King Bird	1898	Sorel, Que.	348	60	30	5	4	180	Chas. Page, Three Rivers, Que.
103,818	King Edward	1907	Trenton, Ont.	505	99	51	21	16	280	J. R. Booth, Ottawa, Ont.
116,985	Kingfisher	1904	Kenora, Ont.	650	111	100	77	52	1980	Rat Portage Lumber Co., Ltd., St. Boniface, Man.
126,733	Kiappin	1910	Vancouver, B.C.	3307	85	43	11	7	180	John S. Gall, Vancouver, B.C.
111,654	Kingston	1901	Toronto, Ont.	2880	362	133	2,925	1,909	273	The Richelieu & Ontario Nav. Co., Montreal, Que.
94,760	Knagsville	1889	Rothsaw, N.B.	475	142	75	37	25	40	Chas. D. Masson, St. John, N.E.
122,988	Kingsway	1906	Lytham, Eng.	1359	221	116	247	85	55	Steamer "Kingsway" Ltd., Vancouver, B.C.
121,973	Kiora	1906	Victoria, B.C.	370	107	43	12	9	180	Chief Commissioner of Lands, Victoria, B.C.
107,664	Kiskisink	1893	Island of Orleans, Que.	266	66	34	3	3	180	Nazaire Simarou, Lake Kiskisink, Que.
83,159	Kismet	1894	Belleville, Ont.	364	72	30	5	4	10	E. B. Furrell, Belleville, Ont.
130,299	Kiara	1910	Vancouver, B.C.	450	90	39	11	10	10	Otonogio Higashido, Nanaimo, B.C.
126,296	Kittloe	1908	Vancouver, B.C.	430	93	48	18	12	180	Joseph W. Chappell, M.O., Vancouver, B.C.
136,617	Kitkatka	1911	Hartley Bay, B.C.	305	90	31	7	5	380	Peter Bates, et al., Hartley Bay, B.C.
126,800	Kiisap	1895	Ballard, Wash., U.S.A.	470	130	16	28	17	880	John W. Abbott, Vancouver, B.C.
116,210	Kittie	1891	U.S.A.	270	104	35	5	5	380	Mrs. Sarah May Farnsworth, Haverhill, Mass., U.S.A.
130,891	Kiwinnar	1912	Seattle, Wash., U.S.A.	454	122	16	15	10	180	Ellsworth McMillen, North Vancouver, B.C.
126,946	Klawayya	1910	Golden, B.C.	920	190	35	175	111	3	Columbia River Lumber Co., Ltd., Golden, B.C.
126,292	Klakana	1907	Vancouver, B.C.	315	90	36	11	7	180	Edwin D. Taylor, Vancouver, B.C.
130,915	Klatawa	1912	North Vancouver, B.C.	639	144	65	43	29	580	The Packers Steamship Co., Ltd., Vancouver, B.C.
130,301	Klatsat	1907	Winslow, Wash., U.S.A.	438	105	57	18	12	12	Edward P. Davis, Vancouver, B.C.

*Foreign name "Eclipse." *Foreign name "Foam." #Foreign name "Clansman."

ALPHABETICAL List of Canadian Registered Steam Vessels on Registry Books, &c.—Continued.

LISTE ALPHABÉTIQUE des vapeurs canadiens inscrits sur les registres, etc.—Suite.

Official Number. Numéro officiel.	Name of Ship. Nom du navire.	Port of Registry. Port d'enregistrement.	Built — Construit en	Where Built. Lieu de construction.	Length in feet and 10ths. Longueur en pieds et 10es.	Breadth in feet and 10ths. Largeur en pieds et 10es.	Depth in feet and 10ths. Profondeur en pieds et 10es.	Gross Tonnage. Tonnage brut.	Registered Tonnage. Tonnage enregistré.	H. P. of Engines and Mode of Propulsion. Puissance des machines en c.v. et mode de propulsion.	Owner or Managing Owner, and Address. Armateur ou propriétaire gérant, et adresse.
116,257	Klein	Toronto	1903	Toronto, Ont.	39 0	10 0	5 0	15	10	3 sc.	Mrs. Elizabeth A. Knowles, Toronto, Ont.
103,928	Klondike	Peterborough	1898	Peterborough, Ont.	25 0	5 0	3 0	2	1	2 sc.	E. W. Jenkins, Magnetawan, Ont.
107,200	Kloudike	Winnipeg	1896	Prince Albert, Sask.	42 6	8 8	3 8	8	4	1 sc.	J. McK. Smith, Prince Albert, Sask.
126,942	Kluhane	Victoria	1910	Victoria, B.C.	55 0	13 3	2 5	19	7	1 pa.	Isaac Taylor and Wm. S. Deury, J. O., White Horse, Y.T.
126,076	Knight	Vancouver	1908	Vancouver, B.C.	44 5	12 0	5 7	21	14	2 sc.	H. Bell-Irving & Co., Ltd., Vancouver, B.C.
130,451	Knyrn	Vancouver	1911	Vancouver, B.C.	35 0	8 0	3 8	9	7	½ sc.	Thos. L. Longhurst, Vancouver, B.C.
126,204	Kobe	Vancouver	1908	Steveston, B.C.	41 0	10 0	4 1	15	10	1½ sc.	J. P. Marquete, Vancouver, B.C.
103,305	Kokanee	New Westminster	1896	Nelson, B.C.	142 5	24 8	5 7	348	165	19 pa.	Canadian Pacific Railway Co., Montreal, Que.
126,893	Konomic	Vancouver	1910	Vancouver, B.C.	57 0	12 6	6 0	33	22	2 sc.	Frederick T. Schooley, Vancouver, B.C.
108,164	Kootenay	Vancouver	1897	Nakusp, B.C.	183 5	32 6	6 2	1,117	732	21 pa.	Canadian Pacific Railway Co., Montreal, Que.
126,828	Kwau	Vancouver	1907	Vancouver, B.C.	23 4	6 0	2 6	4	2	½ sc.	Henry E. Davies, Bowen Island, B.C.
121,768	Kuskanook	Vancouver	1906	Nelson, B.C.	193 5	30 9	7 0	1,008	548	32 pa.	Canadian Pacific Ry., Co. Montreal, Que.
†104,263	Kwasind	Quebec	1894	Sunderland	297 0	40 0	21 7	2,211	1,376	303 sc.	The Arctic Steamship Co., Ltd., Quebec, Que.
130,318	Kwasind	Toronto	1912	Toronto, Ont.	71 0	15 0	5 7	47	32	8 sc.	The Royal Canadian Yacht Club, Toronto, Ont.

†Formerly "Turret Bell."

SESSIONAL PAPER No. 21b

126,884	<i>Fugac</i>	Vanconver	1910	North Vancouver, B.C.	55 0	13 3	6 2	29	20	3 se	Packet, Steamship Co., Ltd., Vancouver, B.C.
†130,659	<i>Kyrille</i>	Vanconver	1893	Port Blakeley, U.S.A.	38 2	12 9	6 1	11	10	½ se	F. G. T. Lucas, Vancouver, B.C.
126,510	L. C. L. V.	Victoria	1909	Victoria, B.C.	27 6	8 8	3 8	9	6	2½ se	F. L. Smith, Victoria, B.C.
131,130	L. O. B. Co.	Ottawa	1912	Dagk Island, Ont.	42 6	9 7	5 2	19	11	2½ se	The Lower Ottawa Boom Co., Ltd., Ottawa, Ont.
126,453	L. Paul.	Sorel	1909	Sorel, Que.	55 2	14 0	7 2	23	16	1 se	Alphonse Desrochers, Sorel, Que.
126,860	L. Robidoux	Sorel	1912	Yamaska, Que.	50 0	14 8	6 4	43	21	24 se	Moise Robidoux, Yamaska, Que.
107,382	L'Ami	Ottawa	1898	Ottawa, Ont.	36 0	6 2	2 4	2	2	4 se	E. Chateauvert, et al., Ottawa, Ont.
92,770	L'Ami	Quebec	1890	Lévis, Que.	38 0	10 7	4 4	16	8	20 se	A. Bernier, Lévis, Que.
78,031	La Belle	Chartham, Ont.	1879	L'Isle River, Ont.	72 0	20 4	5 9	75	58	10 se	H. A. Hackett, Amherstburg, Ont.
130,748	La Bohème	Vanconver		U. S. A.	35 0	9 0	4 6	11	8	2 se	Hannah Sophie Sudley, Vancouver, B. C.
82,778	La Canadienne	Ottawa	1880	Port Glasgow, G. B.	134 3	22 7	10 9	372	227	60 se	The Minister of the Naval Service, Ottawa, Ont.
59,478	La Have	L'Anse-au-Loup	1871	Yarmouth, N.S.	58 0	15 0	7 0	49	34	60 se	P. J. Logan and S. Sutherland, Musquodoboit Harbour, N.S.
*88,616	La Haze Packet	L'Anse-au-Loup	1884 1904	Malhane Bay, N.S.	72 0	21 4	8 8	73	68	1 se	J. N. Ratnes, M. O., La Have, N.S.
131,013	La Javanette	Quebec	1910	Chicoutimi, Que.	28 8	9 6	2 7	12	8	½ se	Alfred Girard, St. Fulgence, Que.
130,431	L'Original Bay	Montreal	1912	L'Original, Ont.	54 2	13 5	5 1	33	16	4 se	Euclide Côté, L'Original, Ont.
125,982	La Reine	Montreal	1907	La Tuque, Que.	26 4	6 0	1 8	2	1	½ se	Arthur Paquin, La Tuque, Que.
90,884	La Tour	Yarmouth	1888	Yarmouth, N.S.	97 3	20 7	7 8	154	99	30 se	Hugh Cann & Son, Ltd., Yarmouth, N.S.
121,830	La Tuque	Montreal	1906	Grandes Piles, Que.	76 0	20 4	4 7	110	79	6 se	Oria Laing and Maxine Clouthier, J. O., Grandes Piles, Que.
125,981	Lac St. John	Montreal	1907	La Tuque, Que.	56 7	14 5	3 0	43	27	2 pa	Ferdinand Bergeron and Phil. Perron, J. O., St. Jerome, Lac St. Jean, Que.
131,125	Lachine	Ottawa	1912	Montreal, Que.	40 0	13 8	6 4	26	15	16½ se	The Minister of Railways and Canada, Ottawa, Ont.
131,122	Lady Auto	Ottawa	1909	Hull, Que.	50 2	19 1	4 6	17	12	6 se	Joseph an Pierre Hupé, Hull, Que., J. O.
121,767	Lady Claire	Vanconver	1906	Vancouver, B.C.	27 0	6 0	2 1	1	1	½ se	Alfred M. Clare, Vancouver, B.C.
74,027	Lady Ellen	Winnipeg	1877	Toronto, Ont.	46 0	11 5	5 0	19	13	4 se	Hugh Armstrong, Selkirk, Man.

* Formerly a sailing vessel and "Mahone Bay Packet" and "Zaza."

ALPHABETICAL LIST of Canadian Registered Steam Vessels on Registry Books, &c.—Continued.

LISTE ALPHABÉTIQUE des vapeurs canadiens inscrits sur les registres, etc.—Suite.

Official Number. Numéro officiel.	Name of Ship. Nom du navire.	Port of Registry. Port d'inscription.	Built Construit en	Where built. Lieu de construction.	Length in feet and 10ths. Longueur en pieds et 10es.	Breadth in feet and 10ths. Largeur en pieds et 10es.	Depth in feet and 10ths. Profondeur en pieds et 10es.	Gross Tonnage. Tonnage brut.	Registered Tonnage. Tonnage enregistré.	H.P. of Engines and Mode of Propulsion. C.V. et mode de propulsion.	Owner or Managing Owner, and address. Armateur ou propriétaire géant, et adresse.
4109,680	Lady Evelyn	Quebec	1901	Tranmere, G.B.	189 0	26 1	9 5	483	39	150 sc.	The Postmaster General, Ottawa, Ont.
77,863	Lady Forrest	Quebec	1878	Quebec, Que.	31 0	8 5	3 6	6	4	12 sc.	Godfrey Charles Jenner, Montreal, Que.
111,913	Lady Franklin	Toronto	1901	Sparrow Lake, Ont.	36 0	7 6	2 8	5	4	1 sc.	Thos. Stanton, Sparrow Lake, Ont.
130,484	Lady Fraser	New Westminster	1910	Rosedale, B.C.	35 2	9 0	1 2	12	8	14 sc.	Luke Gibson, Hope, B.C.
122,614	Lady Grey	Ottawa	1906	Barrow, G.B.	172 0	32 2	15 9	733	65	353 sc.	The Minister of Marine and Fisheries, Ottawa, Ont.
130,802	Lady Lake	Vancouver	1896	Ballard, Wash, U.S.A.	58 2	15 0	6 7	56	38	16 sc.	Charles E. Strong, Vancouver, B.C.
112,309	Lady Laurier	Ottawa	1902	Paisley, G.B.	214 9	31 2	17 2	1,061	43	186 sc.	The Minister of Marine and Fisheries, Ottawa, Ont.
107,498	Lady Laurier	Quebec	1898	Quebec, Que.	22 0	5 5	2 5	2	2	2½ sc.	P. Rousseau, Quebec, Que.
116,641	Lady Mimbo	Ottawa	1903	Temiscamingue, Que.	141 0	41 6	8 0	403	251	42 hp.	The Upper Ottawa Improvement Co., Ltd., Ottawa, Ont.
‡130,904	Lady Nymph	Vancouver		U.S.A.	34 2	11 7	5 0	11	9	1 sc.	John Cowdry, Vancouver, B.C.
100,760	Lady Smith	Toronto	1883	Barrie, Ont.	40 0	7 0	2 7	6	4	1 sc.	Charles C. Pilkey, Orillia, Ont.
85,406	Lady Sybil	Magdalen Islands	1905	Greenock, G.B.	165 0	28 1	18 7	676	352	173 sc.	Wm. McLaren, Pictou, N.S.
126,436	Lady Yaa	Vancouver	1909	Vancouver, B.C.	33 0	9 5	4 6	10	7	14 sc.	Herbert D. Hulme, Vancouver, B.C.
†78,354	Lady of Gaspe	Quebec	1877	Port Glasgow, G.B.	229 7	31 0	16 1	1,189	705	180 sc.	Joseph Albert Bouchard, M.O., Quebec, Que.
117,125	Lady of the Isles	Kingston	1901	Kingston, Ont.	31 6	7 2	2 9	5	3	4 sc.	J. H. Davis, Kingston, Ont.

† Formerly "Deerboard." ‡ Foreign name "Nymph." †† Formerly "Restigouche" and "Barbeau."

OFFICIAL PAPER No. 21b

Year	Name	Location	Year	Length	Breadth	Depth	Capacity	Speed	Owner
1880	90,846 Lady of the Lake.	Halifax.	1880	33 5	8 4	4 0	5	3	John A. McCallum, Windsor, N.S.
1902	112,140 Lady of the Lake.	Kingston.	1902	41 8	8 0	3 6	7	4	Chas. J. Gibson, Toronto, Ont.
1867	Montreal.	1867	152 6	25 6	8 9	607	369	F. A. McKinnon, Montreal, Que.
1897	106,289 Lady of the Lake.	Peterborough.	1897	60 0	10 5	3 6	33	19	W. B. Kelly, Bridgeport, Ont.
1897	103,661 Lady of the Lake.	Winnipeg.	1897	105 0	18 5	8 9	291	155	The Minister of Marine and Fisheries, Ottawa, Ont.
1907	111,975 Laird McAulay.	Southampton.	1907	74 0	17 0	7 8	88	69	Donald McAulay, Southampton, Ont.
1901	116,258 Lake.	Toronto.	1901	40 0	11 4	5 6	13	5	The Randolph Macdonald Co., Ltd., Toronto, Ont.
1872	88,537 Lake Michigan.	Hamilton.	1872	136 0	23 9	11 5	588	360	Charles Bonnett, Kincairdine, Ont.
1904	116,757 Lakefield.	Toronto.	1904	63 0	14 0	5 0	33	22	Frank Stanton and A. F. Stanton, Sparrow Lake, Muskoka, Ont., J.O.
1888	90,778 Lakeside.	Windsor, Ont.	1888	121 0	25 0	9 3	348	220	M. J. Hogan, Port Colborne, Ont.
1909	126,409 Lambton.	Ottawa.	1909	108 0	25 1	12 7	323	182	The Minister of Marine and Fisheries, Ottawa, Ont.
1872	Hammondsport, N.Y.	1872	81 0	15 5	4 3	86	57	Mrs. May M. Hammond, Wolf Island, Ont.
1901	* 103,878 Lamonde.	Kingston.	1901	65 9	18 2	4 8	100	56	Joseph Roy, et al., J.O., Carrillon, Que.
1911	121,824 Lancaester.	Montreal.	1911	78 5	18 2	7 4	90	31	The Minister of Marine and Fisheries, Ottawa, Ont.
1895	126,858 Lanoraie.	Sorel.	1895	188 6	32 1	15 8	680	463	The Minister of Marine and Fisheries, Ottawa, Ont.
1901	90,604 Lansdowne.	Ottawa.	1901	41 3	13 0	1 571	908	1,000	Que. Grand Trunk Railway Co., Montreal, Que.
1884	88,629 Lansdowne.	Windsor, Ont.	1884	42 2	8 8	4 6	10	7	Fred Robertson Lumber Co., Ltd., Revelstok, B. C.
1896	163,891 Lardcan.	New Westminster.	1896	76 0	13 0	2 8	58	37	Peter Barrill, Ltd., Vancouver, B.C.
1904	111,951 Lark.	New Westminster.	1904	82 4	14 6	6 8	50	40	Arthur C. Hardy, Brockville, Ont.
1905	107,127 Lasata.	Brockville.	1905	35 0	10 0	3 4	14	10	Sydney L. Kerr, St. John, N.B.
1906	131,007 Lassa.	St. John, N.B.	1906	36 0	7 5	3 3	6	4	The New Ontario Transportation Co., Ltd., Port Arthur, Ont.
1903	112,970 Lassie.	Port Arthur.	1903	53 9	12 9	5 1	29	20	The St. John River Log Draving Co., Ltd., Fredericton, N.B.
1902	112,225 Latona.	St. John, N.B.	1902	33 8	10 0	3 2	9	6	Arthur Bonenfant, Bout de L'Isle, Que.
1910	131,102 Laval Ferry.	Montreal.	1910	53 3	10 5	4 9	14	8	John C. Miller, Dorby, N.B.
1912	89,531 Laura.	Chatham, N.B.	1912

*Formerly "Stranger."

ALPHABETICAL LIST of Canadian Registered Steam Vessels on Registry Books, &c.—Continued.
LISTE ALPHABÉTIQUE des vapeurs canadiens inscrits sur les registres, etc.—Suite.

Official Number. Numéro officiel.	Name of Ship. Nom du navire.	Port of Registry. Port d'ensemestrement.	Built — Construit — en	Where Built. Lieu de construction.	Length in feet and 10ths. Longueur en pieds et 10es.	Breadth in feet and 10ths. Largeur en pieds et 10es.	Depth in feet and 10ths. Profondeur en pieds et 10es.	Gross Tonnage. Tonnage brut.	Registered Tonnage. Tonnage enregistré.	H.P. of Engines and Mode of Propulsion. Puissance des machines en c. v. et mode de propulsion.	Owner or Managing Owner, and Address. Armateur ou propriétaire gérant, et adresse.
116,889	Laura A.	Kenora	1905	Fort Frances, Ont.	44 5	9 5	4 0	26	17	6 sc	G. C. Allan, Fort Frances, Ont.
117,130	Laura B.	Kingston	1906	Gananoque, Ont.	23 4	5 4	2 2	2	1	3 sc	George A. Whitmarsh, Gananoque, Ont.
107,171	Laura Grace	Port Arthur	1901	Collingwood, Ont.	76 0	16 6	11 0	86	58	16 sc	The Lake Superior Tug Co., Ltd., Port Arthur, Ont.
116,247	Laura Hicken	Sault Ste. Marie	1883	Buffalo, N. Y., U. S. A.	46 9	9 8	4 8	13	9	2 sc	Aigus Booth and Alfred Young, J. O., Thessalon, Ont.
94,768	Laura M.	Owen Sound	1894	Meaford, Ont.	44 0	10 3	4 6	18	12	25 sc	A. Legault, Rosspout, Ont.
126,819	Laura M. Levy	Lunenburg	1909	Fancook, N.S.	40 2	10 6	5 6	12	11	3 sc	Maynard Levy, Lunenburg, N.S.
107,878	Laura Mc.	Lindsay	1900	Lindsay, Ont.	26 0	6 2	2 6	2	2	5 sc	Thomas McConnell, Lindsay, Ont.
130,916	Laurel Leaf	Vancouver	1912	Vancouver, B.C.	56 0	14 0	4 6	25	17	4 sc	H. Bell Irving & Co., Ltd., Vancouver, B. C.
†113,641	Laurentian	Quebec	1902	Beverly, G. B.	149 0	24 0	11 1	355	155	84 sc	A. C. and G. D. Davie, Levis, Que., J. O.
103,093	Laurier	Montreal	1893 1889	Sorel, Que. Montreal, Que.	59 8	16 7	4 0	19	13	2 sc	Mrs. Elizabeth Brulé, Sorel, Que.
126,843	Lauzon	Quebec	1910	Lauzon, Que.	133 3	34 9	11 0	419	281	32 sc	Levis Ferry Ltd., Levis, Que.
130,473	Lavina B.	Lunenburg	1910	Tancook, N.S.	41 2	10 3	5 9	12	11	4 sc	Amos Boutillier, Mill Cove, N.S.
130,549	Lavita	Vancouver	1908	Seattle, Wash., U.S.A.	37 0	11 7	7 2	11	8	4 sc	A. Mercer and Win. Sprout, Vancouver, B. C.
103,356	Le Brochu	Quebec	1894	Cedar Hall, Que.	61 5	11 7	6 0	19	13	23 sc	R. M. Blais, Cedar Hall, Que.

†Formerly "King Edward."

SESSIONAL PAPER No. 21b

103,147	Le Colon	Quebec	1894	Roberval, Que.	78 8	23 8	4 4	173	109	11 pas.	Benjamin A. Scott, Quebec, Que.
126,158	Le Flottant	Montreal	1908	Bout de l'Ile, Que.	49 4	10 3	6 7	22	15	1 sc.	Amovible Archambault, Bout de l'Ile, Que.
116,226	Le Roberval	Quebec	1902	Roberval, Que.	85 8	22 5	4 4	126	71	10 pas.	Les Compagnies de Pulpe de Peribonka, Ltd., Roberval, Que.
117,112	Le Roi	Vancouver	1905	Vancouver, B.C.	108 3	21 6	12 0	196	133	51 sc.	T. J. Kiekkian, Vancouver, B.C.
116,320	Le Roy Brooks	Amherstburg, Ont. {	1891 1910	Folcho, Ohio, U.S.A. { Amherstburg, Ont. {	71 3 42 6	15 2 9 8	8 1 3 4	61	42	19 sc.	John S. McQueen, Amherstburg, Ont.
103,141	Lea	Quebec	1883	Three Rivers, Que.	42 6	9 8	3 4	12	8	2 sc.	J. Arnd, Three Rivers, Que.
100,882	Leader	St. John, N.B.	1891	St. John, N.B.	56 6	13 0	6 0	29	29	5 sc.	The New Brunswick Construction Co., Ltd., Wellsford, N.B.
100,926	Leclair	Ottawa	1885	Ottawa, Ont.	16 8	5 6	2 2	1	1	1 sc.	F. Leclair, Ottawa, Ont.
100,049	Leo	Brockville	1897	Kingston, Ont.	46 0	9 3	4 1	9	7	4 sc.	J. McGraw, Brockville, Ont.
122,394	Leebro	Victoria	1908	Victoria, B.C.	123 5	28 8	11 1	323	198	22 sc.	Escent Shipping Co., Ltd., Victoria, B.C.
112,333	Leighton	Collingwood	1904	Collingwood, Ont.	63 0	13 6	6 6	36	25	10 sc.	Thomas Dreyer and Stewart Dreyer, Collingwood, Ont.
121,377	Leila	Victoria	1906	Vancouver, B.C.	36 0	9 0	3 6	10	5	3 sc.	George L. Conrney, Victoria, B.C.
122,699	Letia and Frances	St. Andrews	1909	Lubec, Me., U.S.A.	40 1	12 2	4 8	14	12	1 sc.	Jackson L. Guptill, Grand Harbour, Grand Maadi, N.P.
111,455	Lemoine	Winnipeg	1898	McArthur's Landing, Man.	30 2	9 3	3 2	5	4	12 sc.	The Minister of Public Works, Ottawa, Ont.
103,243	Lena	Montreal	1881	Lake Megantic, Que.	48 3	14 2	1 3	22	15	5 sc.	G. H. Flint, Montreal, Que.
107,842	Lena	Simons	1898	St. Williams, Ont.	45 0	11 5	5 3	11	8	19 sc.	Edward W. Moss and Allan Ross, J., O., Tps of Dunn, Ont.
122,079	Lena	Toronto	1906	Hamilton, Ont.	25 5	6 2	2 7	3	2	1 sc.	Henry Louis Bastien, Hamilton, Ont.
126,861	Lena Jackson	Sault Ste. Marie	1907	Lake Peauge, Ont.	62 0	15 0	5 8	17	32	4 sc.	The Victoria Harbour Lumber Co., Ltd., Toronto, Ont.
126,970	Lena Mac	Charlottetown	1910	Portage, Lot. 36, P.E.I.	33 5	12 2	5 4	12	11	1 sc.	J. A. McDougall, Kingston, P.E.I.
122,342	Lena May	Toronto	1906	Panetanguishene, Ont.	35 0	7 6	3 8	7	4	3 sc.	The Upper Ontario Steamboat Co., Ltd., New Liskeard, Ont.
88,153	Lennox	Archeat	1887	Dartmouth, N.S.	61 0	17 8	7 5	66	42	30 pas.	John Murehison, Grand River, N.S.
112,278	Lenora	Montreal	1900	Seven Islands, Que.	38 0	8 3	4 9	8	6	7 sc.	The Seven Islands Company, Montreal, Que.
103,707	Lenore	Halifax	1897	Yarmouth, N.S.	44 0	11 0	5 0	15	5	10 sc.	W. F. B. Smith, Hampstead, Middlesex, Eng.
90,816	Lenore	Port Hope	1887	Cobourg, Ont.	39 0	7 3	3 5	6	4	9 sc.	H. Dennis, Cobourg, Ont.
07,863	Leo	Montreal	1896	Montreal, Que.	34 9	7 4	3 0	2	1	1 sc.	W. W. Cooker, Grenville, Que.

ALPHABETICAL LIST of Canadian Registered Steam Vessels on Registry Books, &c.—Continued.

LISTE ALPHABÉTIQUE des vapeurs canadiens inscrits sur les registres, etc.—Suite.

Official Number. Numéro officiel.	Name of Ship. Nom du navire.	Port of Registry. Port d'enregistrement.	Built Cons- truit en	Where Built. Lieu de construction.	Length in feet and 10ths. Longueur en pieds et 10es.	Breadth in feet and 10ths. Largeur en pieds et 10es.	Depth in feet and 10ths. Profondeur en pieds et 10es.	Gross Tonnage. Tonnage brut.	Registered Tonnage. Tonnage enregistré.	H.P. of Engines and Mode of Propulsion. Puissance des machines et mode de propulsion.	Owner or Managing Owner, — and Address. Armateur ou propriétaire, gerant et adresse.
126,176	<i>Leola</i>	New Westminster...	1908	New Westminster, B.C.	21 8	6 6	2 7	3	2	1 1/2 sc...	Herbert Rushton, New Westminster, B.C.
100,928	<i>Leon</i>	Ottawa.....	1893	High Falls, Que.	44 7	10 3	3 6	15	12	10 sc...	L. Cyr, High Falls, Que.
130,769	<i>Leonard M.</i>	Vancouver.....	1911	Vancouver, B.C.	44 0	9 8	4 1	14	9	2 sc...	Leonard C. Miles, Vancouver, B.C.
107,788	<i>Leone</i>	Kingston.....	1899	Rockport, Ont.	37 4	7 0	2 9	4	3	6 sc...	Frederick Huck, Rockport, Ont.
80,903	<i>Leonora</i>	Vancouver.....	1876	Vancouver, B.C.	57 0	9 0	5 3	33	18	15 sc...	C. L. Shaw and M. K. Morrison, Vancouver, B.C.
126,558	<i>Let Me Pass</i>	Vancouver.....	1908	Vancouver, B.C.	26 0	7 5	3 2	6	4	1 sc...	A. Lucas and A. F. Embleton, Van Anka, B.C.
130,614	<i>Letitia-Sophia</i>	Victoria.....	1910	Victoria, B. C.	30 4	8 2	3 4	6	4	1 sc...	Augustus H. Aldridge, South Pender Island, B. C.
110,542	<i>Leuctra</i>	St. John, N.B.	1899	Port Glasgow, G.B.	324 7	45 4	22 5	3,027	1,950	290 sc...	Steamship "Leuctra" Co., Ltd., Rothesay, N.B.
126,842	<i>Levis</i>	Quebec.....	1910	Lauzon, Que.	133 3	34 9	11 0	419	281	32 sc...	Levis Ferry Ltd., Levis, Que.
126,155	<i>Lib.</i>	Montreal.....	1908	Montreal, Que.	62 5	14 1	5 6	31	15	4 sc...	W. J. Finn, Montreal, Que., and S. Thompson, Toronto, Ont., J. O. Wellington McDonald, Lakefield, Ont.
107,813	<i>Libbie</i>	Peterborough.....	1898	Lakefield, Ont.	28 5	5 8	2 4	3	2	4 sc...	D. W. B. Reid, Halifax, N.S.
116,279	<i>Liberty</i>	Halifax.....	1903	Sheet Harbour, N.S.	76 5	20 3	7 5	96	42	7 1/2 sc...	John Valiente, Vancouver, B.C.
122,380	<i>Light Star</i>	Vancouver.....	1907	Vancouver, B.C.	30 0	9 4	3 1	7	5	1/2 sc...	Andrew S. Grant, Dawson, Y.T.
107,156	<i>Lightning</i>	Dawson.....	1898	Vancouver, B.C.	140 0	30 0	5 0	557	351	43 pa...	Thos. F. Ahearn, Ottawa, Ont.
111,889	<i>Lilies</i>	Ottawa.....	1902	Ottawa, Ont.	36 0	8 0	3 5	2	2	4 sc...	

1	2	3	4	5	6	7	8	9	10	11	12	13	14	15	16	17	18	19	20	21	22	23	24	25	26	27	28	29	30	31	32	33	34	35	36	37	38	39	40	41	42	43	44	45	46	47	48	49	50	51	52	53	54	55	56	57	58	59	60	61	62	63	64	65	66	67	68	69	70	71	72	73	74	75	76	77	78	79	80	81	82	83	84	85	86	87	88	89	90	91	92	93	94	95	96	97	98	99	100	101	102	103	104	105	106	107	108	109	110	111	112	113	114	115	116	117	118	119	120	121	122	123	124	125	126	127	128	129	130	131	132	133	134	135	136	137	138	139	140	141	142	143	144	145	146	147	148	149	150	151	152	153	154	155	156	157	158	159	160	161	162	163	164	165	166	167	168	169	170	171	172	173	174	175	176	177	178	179	180	181	182	183	184	185	186	187	188	189	190	191	192	193	194	195	196	197	198	199	200	201	202	203	204	205	206	207	208	209	210	211	212	213	214	215	216
105,847	Lillian	Ottawa	1896	Ottawa, Ont.	26 0	6 3	2 0	2	1	4	sc	S. C. Lindsay	Ottawa, Ont.																																																																																																																																																																																																										
94,767	Lillian	Owen Sound	1893	Owen Sound, Ont.	30 0	7 1	3 6	5	4	6	sc	Chas. Martin, jr.	Simcoe, Ont.																																																																																																																																																																																																										
83,288	Lillie	Brockville	1888	Brockville, Ont.	32 2	6 6	2 9	3	2	4	sc	A. Ferguson	Essex, Ont.																																																																																																																																																																																																										
85,548	Lillie	Chatham, N.B.	1883	Vernon, N.S.	64 9	17 1	7 8	72	49	60	sc	R. C. Elkin, Ltd.	Fairville, N.B.																																																																																																																																																																																																										
97,181	Lillie H.	Quebec	1891	Quebec, Que.	43 1	12 5	5 0	19	7	12	sc	R. H. Seougan	Quebec, Que.																																																																																																																																																																																																										
116,848	Lillie Scaman	Owen Sound	1907	Owen Sound, Ont.	45 0	12 0	6 3	19	13	2	sc	Nathan D. Scaman	Stable Falls, Ont.																																																																																																																																																																																																										
94,911	Lillie Smith	Southampton	1888	Southampton, Ont.	130 0	26 0	9 1	275	187	290	sc	George E. Smith	Southampton, Ont.																																																																																																																																																																																																										
108,219	Lillie of the Valley	Ottawa	1891	Doux-Rivières, Ont.	33 1	7 7	2 5	2	2	6	sc	P. Sage	Mackey's Station, Ont.																																																																																																																																																																																																										
122,395	Lilloet	Victoria	1908	Victoria, B.C.	163 0	27 0	13 0	575	311	91	sc	The Minister of the Naval Service	Ottawa, Ont.																																																																																																																																																																																																										
94,985	Lilly	Toronto	1890	Oakville, Ont.	51 3	14 2	5 5	22	15	3	sc	The Victoria Harbour Lumber Co., Ltd.	Toronto, Ont.																																																																																																																																																																																																										
80,329	Lilly Glasier	St. John, N.B.	1880	Indian town, N.B.	123 9	24 4	7 2	209	132	40	pa	Parker Glasier	Lancota, Stambury Co., N.B.																																																																																																																																																																																																										
107,255	Lily	New Westminster	1898	New Westminster, B.C.	32 0	6 8	3 0	9	6	1 1/2	sc	Alexander Gontis	New Westminster, B.C.																																																																																																																																																																																																										
111,545	Lily	Vancouver	1900	Vancouver, B.C.	29 0	9 7	4 0	7	5	3	sc	John J. Vickers	Vancouver, B.C.																																																																																																																																																																																																										
116,469	Lily	Vancouver	1904	Vancouver, B.C.	30 0	9 6	3 6	12	8	3	sc	Wm. Hickey and Robert Kelly	Vancouver, B.C.																																																																																																																																																																																																										
126,209	Linda	Vancouver	1908	Vancouver, B.C.	46 0	10 2	4 8	24	16	3 1/2	sc	William J. Massey	Vancouver, B.C.																																																																																																																																																																																																										
103,277	Lona	Chatham, N.B.	1891	Chatham, N.B.	53 2	11 7	5 8	26	18	12	sc	Robert Leggie	M.O., Black Brook, N.B.																																																																																																																																																																																																										
117,068	Linda	Vancouver	1901	Vancouver, B.C.	52 0	13 1	6 9	37	25	9	sc	The Canada Fish Products Ltd.	39 Old Broad St., London, Eng.																																																																																																																																																																																																										
123,502	Linde	Vancouver	1907	Vancouver, B.C.	30 8	8 6	4 2	8	6	1	sc	D. M. Moore	Vancouver, B.C.																																																																																																																																																																																																										
112,182	Linden	Toronto	1902	Magnetauau, Ont.	10 0	6 0	2 6	1	3	1	sc	Henry Walton	Magnetauau, Ont.																																																																																																																																																																																																										
126,723	Lintonia	Peterborough	1910	Lakefield, Ont.	82 1	11 7	5 2	58	40	8	sc	Charles F. Gray	Lakefield, Ont.																																																																																																																																																																																																										
100,250	Lion	Halifax	1888	Halifax, N.S.	47 1	15 6	5 0	27	18	8	sc	Louis Heffer	Halifax, N.S.																																																																																																																																																																																																										
112,187	Lion	Toronto	1902	Buncheburg, Ont.	31 5	7 3	2 7	5	3	1	sc	Albert McCallum	Toronto, Ont.																																																																																																																																																																																																										
126,493	Lisgar	Montreal	1909	Sorel, Que.	91 8	22 1	10 7	210	118	46	sc	The Minister of Public Works	Ottawa, Ont.																																																																																																																																																																																																										
122,272	Lisgar	Winnipeg	1910	Selkirk, Man.	41 0	13 7	5 0	26	18	2	sc	The Minister of Public Works	Ottawa, Ont.																																																																																																																																																																																																										
126,322	Lithia	Vancouver	1908	North Vancouver, B.C.	15 7	11 2	4 1	19	13	1	sc	Geo. L. Wood	Comox, B.C.																																																																																																																																																																																																										

ALPHABETICAL LIST of Canadian Registered Steam Vessels on Registry Books, &c.—Continued.

LISTE ALPHABÉTIQUE des vapeurs canadiens inscrits sur les registres, etc.—Suite.

Official Number. Numéro officiel.	Name of Ship. Nom du navire.	Port of Registry. Port d'enregistrement.	Built — Construit en	Where Built. — Lieu de construction.	Length in feet and 10ths. Longueur en pieds et 10es.	Breadth in feet and 10ths. Largeur en pieds et 10es.	Depth in feet and 10ths. Profondeur en pieds et 10es.	(Gross Tonnage. Tonnage brut.	Registered tonnage. Tonnage enregistré.	H. P. of Engines and Mode of Propulsion. Puissance des machines en cv. et mode de propulsion.	Owner or Managing Owner, and Address. Armateur ou propriétaire gérant, et adresse.
*47,633	Little Ada.....	Quebec.....	1863 1889	Kennew, G.B. Bay City, Mich., U.S.A.,	112 0	18 1	16 2	236	122	24 sc...	Robert F. Grant, Three Rivers, Que.
111,469	Little Bobs.....	Winnipeg.....	1902	Selkirk, Man.	38 0	9 2	3 5	13	9	1 sc...	Winnipeg General Power Co., Ltd., Winnipeg, Man.
92,758	Little Emely.....	Quebec.....	1889	Quebec, Que.....	28 0	8 0	3 2	6	4	7 sc...	Louis Gagnon, Pentecost River, Que.
121,702	Little Jap.....	Toronto.....	1902	Racine, Wis., U.S.A.....	22 5	5 6	2 0	2	1	½ sc...	A. V. Donaldson, Parry Sound, Ont.
126,757	Little Miss.....	Montreal.....	1910	Trebeaultville, Que.....	29 0	8 2	5 6	9	6	2 sc...	Andrew S. Forman, Montreal, Que.
130,327	Little Queen.....	Kingston.....	1911	Cape Vincent, N.Y., U.S.A.	44 6	9 8	5 5	13	10	½ sc...	Grant Pyke, Wolfe Island, Ont.
103,849	Little Roxy.....	Ottawa.....	1896	Baie des Pères, Que.....	41 7	8 3	3 0	12	7	4 sc...	M. Rothechilds, Baie des Pères, Que.
126,767	Little Verdun.....	Montreal.....	1910	Verdun, Que.....	30 0	8 8	2 7	10	6	1 sc...	Mrs. Elizabeth Paul, Lower Lachine, Que.
126,447	Lizbeth.....	Kenora.....	1909	Fort Francis, Ont.....	45 0	10 4	4 0	25	17	3 sc...	Rat Portage Lumber Co., Ltd., St. Boniface, Man.
†103,467	Lizzie May.....	Ariclat.....	1900	River Bourgeois, N.S.....	40 0	12 4	5 9	11	11	1½ sc...	Sinton and Michael Le Blanc, J. O., Petit de Grat, N. S.
107,131	Lizzie May.....	Goderich.....	1897	Goderich, Ont.....	55 0	12 1	4 8	18	12	12 sc...	John Harrison & Sons Co., Ltd., Owen Sound, Ont.
94,927	Lloyd S. Porter.....	Pictou, Ont.....	1893	Port Huron, Mich., U.S.A	159 7	29 5	10 0	489	379	43 sc...	The Ontario & Quebec Navigation Co., Ltd., Pictou, Ont.
130,866	Le Olbee.....	Vancouver.....	1911	Vancouver, B. C.....	64 0	13 0	4 6	35	24	2 sc...	Harbour Shipping Co., Ltd., Van- couver, B. C.

* Foreign name, "Peter Smith." † Formerly a sailing vessel.

130,524	130,932	130,901	100,193	131,065	122,633	121,836	126,853	126,266	131,087	90,531	126,485	126,716	112,230	111,501	99,478	116,728	107,940	122,480	111,874	137,816	100,758	122,525	94,808	117,035	
Loafer	Loafer II	Lolinda	Logger	Lots, M. C.	Lolita	Lolita	Long Sault	Longboat	Longfad	Longueuil	Loranain	Lord Beresford	Lord Kitchener	Lord Roberts	Lord Strathcona	Lord Wolsley	Loreloi	Loretta	Loretta	Lorealis	Lorna Doone	Lorna Doone	Lorne	Lorne	Lorne Hale
1910	1912	1912	1891	1912	1904	1897	1911	1901	1911	1884	1890	1909	1909	1903	1900	1902	1905	1898	1907	1902	1899	1893	1907	1889	1893
Montreal	Montreal	Vancouver	Vancouver	Lanenburg	Kingston	St. John, N.B.	Sorel	Toronto	Toronto	Montreal	Montreal	St. John, N.B.	St. John, N.B.	St. John, N.B.	St. John, N.B.	Quebec	St. John, N.B.	New Westminster	Ottawa	Yarmouth	Paterborough	Toronto	Vancouver	Victoria	Sault Ste Marie
32 0	42 5	56 8	44 0	40 4	24 6	46 1	65 0	37 0	63 0	170 1	112 0	75 2	93 3	61 0	160 0	68 8	49 6	77 2	43 0	38 2	36 0	37 0	151 0	37 3	
7 8	9 4	11 5	14 0	10 2	5 5	10 0	17 6	10 0	10 0	57 5	22 2	18 6	22 1	16 5	27 2	18 0	10 0	17 0	10 3	7 7	8 0	10 1	26 0	10 1	
3 2	6 0	7 2	3 9	6 0	2 3	4 8	6 5	4 0	3 2	9 1	7 7	8 9	10 7	7 6	13 6	8 0	3 1	7 7	4 3	2 9	4 2	4 6	13 2	3 8	
5	8	21	13	12	1	10	28	15	15	231	265	18	110	38	76	50	20	31	8	4	4	14	139	14	
2½ se.	2½ se.	4 se.	5 se.	¾ se.	½ se.	4 se.	28 se.	2 se.	3 se.	75 pa.	27 se.	45 se.	47 se.	16 se.	250 se.	16 se.	1 pa.	13½ se.	20 se.	6 se.	1 se.	1 se.	14½ se.	2 pa.	
Ralph Burnett, Montreal, Que.	Ralph Burnett, Montreal, Que.	Thomas T. Langlois, Vancouver, B.C.	Lawrence O'Brien, Vancouver, B.C.	Alvin Cross, Toronto, N.S.	William Funnell, Gananoque, Ont.	S. H. Mayes, St. John, N.B.	George Darseveau, Grenville, Que.	The Ontario Lumber Co., Ltd., Toronto, Ont.	Henry Arnold, Moons Falls, Muskoka, Ont.	Richelieu & Ontario Navigation Co., Montreal, Que.	Horace Sicotte, Valleyfield, Que.	The Maritime Dredging & Construction Co., Ltd., St. John, N.B.	The Maritime Dredging & Construction Co., Ltd., St. John, N.B.	The Maritime Dredging & Construction Co., Ltd., St. John, N.B.	The Quebec Salvage & Wrecking Co., Ltd., Montreal, Que.	The Maritime Dredging & Construction Co., Ltd., St. John, N.B.	John Leveh, Dawson, V.T.	The Minister of Railways and Canals, Ottawa, Ont.	Prey W. Thomson, et al., St. John, N.B.	Melville Strickland, Lakefield, Ont.	W. H. Edwards, Bracondale, Ont.	William Turner, Vancouver, B.C.	Vancouver Tug Boat Co., Ltd., Victoria, B.C.	James Joseph McFadden, Sault Ste. Marie, Ont.	

ALPHABETICAL LIST of Canadian Registered Steam Vessels on Registry Books, &c. — *Continued.*

LISTE ALPHABÉTIQUE des vapeurs canadiens inscrits sur les registres, etc. — *Suite.*

Official Number. Numéro officiel.	Name of Ship. Nom du navire.	Port of Registry. Port d'enregistrement.	Built — Construit en	Where Built. Lieu de construction.	Length in feet and 10ths. Longueur en pieds et 10 ^{es} .	Breadth in feet and 10ths. Largeur en pieds et 10 ^{es} .	Depth in feet and 10ths. Profondeur en pieds et 10 ^{es} .	Gross Tonnage. Tonnage brut.	Registered Tonnage. Tonnage enregistré.	H. P. of Engines and Mode of Propulsion. Puissance des machines en C.V. et mode de propulsion.	Owner or Managing Owner, and Address. Armateur ou propriétaire gérant, et adresse.
103,884	Lorne Hall	Ottawa	1895	Cook's Mills, Ont.	37 0	16 6	3 6	11	9	20 hp.	J. R. Booth and Thos. Hall, Jr., Ottawa, Ont.
126,468	Lothinière	Sorel	1903	Sorel, Que.	78 5	23 2	7 8	115	47	46 sc.	The Minister of Marine and Fisheries, Ottawa, Ont.
103,669	Lotta S.	Winnipeg	1896	Kenora, Ont.	56 0	13 0	5 9	48	33	2 sc.	Northwest Fish Co., Ltd., Winnipeg, Man.
116,295	Lottie	Charlottetown	1829	Georgetown, P.E.I.	29 6	7 9	2 1	3	3	5 sc.	W. A. O. Morson, Charlottetown, P.E.I.
90,608	Lottie	Ottawa	1885	Aylmer, Que.	40 0	8 4	4 6	10	9	4 sc.	Canadian Pacific Railway Co., Montreal, Que.
122,477	Lottie	Ottawa	1907	Glumeland, Ont.	43 0	14 0	2 0	12	8	2 sc.	Charles McLeod, Masson, Que.
83,465	Lottie	Vancouver	1883	Victoria, B.C.	51 0	12 5	5 5	29	11	6 sc.	Alexander Heay, Vancouver, B.C.
130,570	Lottie, B. L.	Vancouver	1910	Tancook, N.S.	42 0	10 4	5 8	12	11	3 sc.	Albert Levy, Little Tancook, N.S.
111,547	Lottie N.	Vancouver	1900	Irving, B.C.	58 0	14 0	7 7	34	11	14 sc.	John S. Rutton, New Westminster, B.C.
126,341	Lottie and Marguerite.	Barrington	1908	Allendale, N.S.	62 9	14 4	6 0	32	22	8 sc.	Scott's Fisheries Ltd., Halifax, N.S.
116,311	Lotus	Amherstburg	1884 1901	Standerville, Mich., U.S.A.	42 0	8 0	4 0	7	5	16 sc.	Wm. Berry, Port Stanley, Ont.
116,317	Lotus	Amherstburg	1907	Amherstburg, Ont.	35 0	8 8	3 5	8	8	3 sc.	Ernest E. Harris, Amherstburg, Ont.
117,175	Lotus	Windsor, Ont.	1906	Detroit, Mich., U.S.A.	44 4	10 6	5 7	26	18	11 sc.	John H. Willmott, Beaumaris, Muskoka, Ont.
130,581	Lotys	Halifax	1909	Halifax, N.S.	31 4	6 6	3 0	3	2	3 sc.	Edwin Fitzgerald Keefe, Halifax, N.S.
117,026	Louis A.	Sydney	1903	Port Hawkesbury, N.S.	25 5	6 6	3 5	3	3	3 sc.	L. A. Pettie, Glace Bay, N.S.

No.	Name	Port of Origin	Year	Length	Breadth	Depth	Speed	Capacity	Engine	Remarks
126,331	Lonia Joseph	Quebec	1911	70	8	17	9	4	9	61
100,126	Louisa	Wallaceburg, Ont.	1902	55	0	9	6	4	0	13
*83,582	Louisburg	Montreal	1881	260	0	36	0	18	5	1,816
117,124	Louise	Kingston	1905	28	8	6	5	2	7	3
107,420	Louise	Montreal	1899	18	7	4	9	2	1	1
103,417	Louise	Ottawa	1887	25	2	5	0	2	6	1
126,119	Louiseville	Sorel	1909	120	2	32	0	6	1	383
126,358	Loup Garou	Montreal	1908	53	5	11	1	6	4	23
126,267	Lowmoor	Sorel		47	0	9	5	7	0	11
80,915	Loyalist	Chatham, N.B.	1882	62	2	11	2	1	4	18
85,581	Loyalist	St. John, N.B.	1882	27	5	6	0	3	6	3
126,425	Lubecator	Vancouver	1909	39	0	9	2	1	9	19
103,969	Lucia	Montreal	1828	66	7	15	1	7	1	11
116,801	Luciana	Sorel	1901	42	4	13	0	5	0	18
75,52	Lucie	Montreal	1877	19	0	12	3	3	5	21
116,761	Lucille	Toronto	1889	62	0	11	2	1	2	30
121,668	Lucina	Quebec	1905	47	5	11	8	6	3	32
121,757	Lucky Jim	Vancouver		29	5	8	3	2	6	7
116,616	Lucey Clive	Ottawa	1900	12	2	9	5	5	5	13
121,871	Ludical	Yarmouth	1906	15	0	11	2	5	1	17
121,331	Ludlow	St. John, N.B.	1905	111	0	31	1	11	7	331
80,591	Luella	Toronto	1880	66	0	13	3	6	0	38
130,292	Lula May	Port Stanley	1910	66	1	11	0	6	5	31
116,240	Lulu Eddy	Sault Ste. Marie, U.S.A.	1888	51	3	13	3	5	6	29
112,008	Lulu M. Kay	Port Arthur	1888	56	0	12	0	6	0	33

* Formerly "Thorne Holme."

1911 Ste. Anne de Chicoutimi, Que.
 1902 Wallaceburg, Ont.
 1881 Sunderland, G.B.
 1905 Kingston, Ont.
 1899 New York, N.Y., U.S.A.
 1887 Carleton Place, Ont.
 1909 Notre Dame de Pierreville, Que.
 1908 Trecanville, Que.
 Unknown
 1882 Chatham, N.B.
 1882 Portland, N.B.
 1909 Davis Creek, B.C.
 1828 Sorel, Que.
 1901 Sorel, Que.
 1877 Sorel, Que.
 1889 Detroit, Mich., U.S.A.
 1905 Portland, Que.
 Port Hawkesbury, N.S.
 1906 Tuskewedge, N.S.
 1905 St. John, N.B.
 1880 Toronto, Ont.
 1910 Collingwood, Ont.
 1888 West Bay City, Mich., U.S.A.
 1888 Laddington, Mich.

44 se.
 6 se.
 225 se.
 1 se.
 1 se.
 2 se.
 37 ft.
 2 1/2 se.
 1 se.
 20 ft.
 3 se.
 1 se.
 11 se.
 16 se.
 12 ft.
 9 se.
 3 se.
 1 se.
 10 se.
 6 se.
 33 se.
 24 se.
 1 se.
 6 se.
 5 se.

Epipliane Gagnon, Ste. Anne de Chicoutimi, Que.
 John Lee, Ste. Wallaceburg, Ont.
 Steamship "Louisburg" Co., Ltd., Sydney, N.S.
 John H. Davis, Kingston, Ont.
 Walter Kavanagh, Montreal, Que.
 J. E. Turgeon, Ottawa, Ont.
 Alex. Desnatant, Montreal, Que.
 Charles O. Clark, Westmount, Que.
 Madam N. Paul, Verdun, Que.
 John A. Fleet, M. O., Nelson, N.B.
 Thos. Miller, St. John, N.B.
 Garnet B. Huggles, Victoria, B.C.
 Simeone McNaughton Line, Ltd., Montreal, Que.
 Lazarus Cohen, Quebec, Que.
 Joseph Duxal, Nicolet, Que.
 The C. Beck Mfg. Co., Ltd., Pene- tangistone, Ont.
 A. Marchildon and L. E. Dufresne, Three Rivers, Que.
 George H. West, Vancouver, B.C.
 The Minister of Customs, Ottawa, Ont.
 Helene T. LeBlanc, Tuskewedge, N.S.
 The City of St. John, N.B.
 The Toronto Ferry Co., Ltd., Toronto, Ont.
 Andrew Graham and Daniel A. Pater- son, J.O., Port Stanley, Ont.
 C. S. Boone Dredging & Construc- tion Co., Ltd., Toronto, Ont.
 Samuel Forrest, Fort William, Ont.

ALPHABETICAL LIST of Canadian Registered Steam Vessels on Registry Books, &c.—Continued.

LISTE ALPHABÉTIQUE des vapeurs canadiens inscrits sur les registres, etc.—Suite.

Official Number. Numéro officiel.	Name of Ship. Nom du navire.	Port of Registry. Port d'enregistrement.	Built — Construit en	Where built. — Lieu de construction.	Length in feet and 10ths. Longueur en pieds et 10es.	Breadth in feet and 10ths. Largeur en pieds et 10es.	Depth in feet and 10ths. Profondeur en pieds et 10es.	Gross Tonnage. Tonnage brut.	Registered Tonnage. Tonnage enregistré.	H.P. of Engines and Mode of Propulsion. Puissance des machines en c.v. et mode de propulsion.	Owner or Managing Owner, and Address. Armateur ou propriétaire gérant, et adresse.
131,074	<i>Lozenburg</i>	Lanenburg.....	1905	Tanook, N.S.....	40 2	10 2	5 0	11	10	½ se ...	George Baker, Cross Island, N.S.
133,703	<i>Lorala</i>	Vancouver.....	1912	Vancouver, B. C.....	34 2	8 0	4 1	10	7	½ se ...	Thomas F. Greenhow, Vancouver, B.C.
100,228	<i>Lurline</i>	Halifax.....	1893	New York, U.S.A.....	21 0	5 4	3 2	2	1	2 se ...	F. D. Corbett, Halifax, N.S.
126,691	<i>Lutia</i>	Montreal.....	1907	Montreal, Que.....	21 6	3 7	1 6	1	1	¼ se ...	Alphonse Decary, Montreal, Que.
126,914	<i>Luxor</i>	Halifax.....	1911	Mahone Bay, N.S.....	59 8	12 3	6 4	26	16	1 se ...	Scotia Fisheries, Ltd., Halifax, N.S.
116,934	<i>Lyackson</i>	Victoria.....	1905	Valdez Island, B.C.....	47 2	10 8	4 7	22	11	4 se ...	A. Thomas et al., J. O., Valdez Island, B.C.
126,083	<i>Lychnie</i>	Vancouver.....	1908	Vancouver, B.C.....	32 0	8 0	3 5	8	6	1 se ...	Harry Hemming, Vancouver, B.C.
116,958	<i>Lyle</i>	Sarnia.....	1904	Algonac, Mich., U.S.A.....	30 0	7 5	2 8	5	3	½ se ...	Duncan J. Symes and Henry M. Smith, Corunna, Ont.
126,758	<i>Lyon C.</i>	Montreal.....	1909	Cornwall, Ont.....	53 3	14 8	6 6	40	19	6 se ...	Lyon Cohen, Montreal, Que.
131,201	<i>Lydia Mag.</i>	Liverpool.....	1912	Shelburne, N.S.....	70 4	17 7	8 2	41	39	2½ se ...	D. C. Muihall, M.O., Liverpool, N.S.
.....	M. T. Co. (No. 1).	Montreal.....	1871	Montreal, Que.....	84 2	24 5	8 1	148	41	Montreal Transportation Co., Ltd., Montreal, Que.
+ 130,797	M. T. Co. (No. 1).	Vancouver.....	1900	Beach, Wash., U.S.A.....	46 5	11 6	4 4	20	14	6 se ...	A. M. Snider, Vancouver, B.C.
§ 130,803	M. T. Co. (No. 2).	Vancouver.....	1907	Decatur, Wash., U.S.A.....	57 7	11 5	4 9	33	22	6 se ...	Metropole Transportation Co., Ltd., Vancouver, B.C.

† Foreign name "Celtic." § Foreign name "Elmo."

SESSIONAL PAPER No. 215

1908	Tacoma, U.S.A.	46 4	12 6	4 0	15	10	3 se	Metropole Transportation Co., Ltd., Vancouver, B. C.
112,143	Kingston, Ont.	40 6	10 1	4 0	8	6	8 se	David A. Mitchell, Gananoque, Ont.
103,137	Quebec, Que.	70 2	18 8	7 4	78	53	75 se	Wm. Hackett, Quebec, Que.
122,380	Victoria, B.C.	30 0	9 0	5 8	8	4	½ se	James Christenson, et al., Victoria, B.C.
126,568	Sydney, N.S.	35 0	11 2	5 5	14	14	½ se	Daniel Landry, Point Aconi, Little Bras d'Or, N.S.
103,571	Collingwood, Ont.	58 0	13 0	6 0	29	20	4 se	James P. McDonald, Blind River, Ont.
126,050	Port Arthur, Ont.	100 0	24 5	4 0	253	150	6 pa	The New Ontario Transportation Co., Ltd., Port Arthur, Ont.
77,598	Montreal, Que.	40 5	19 7	5 3	11	8	15 se	The Harbour Commissioners, Montreal, Que.
*97,806	Victoria, B.C.	375 0	46 3	28 3	4,216	2,674	202 se	Dollar Steamship Lines, Ltd., Victoria, B.C.
† 92,304	Collingwood, Ont.	44 0	9 0	4 6	12	9	3 se	The Sarnia Log Towing Co., Ltd., Sarnia, Ont.
126,537	New Westminster, B.C.	52 5	16 2	6 8	15	31	13 se	North Arm Towing Co., Ltd., New Westminster, B.C.
100,044	Brockville, Ont.	25 0	6 2	3 6	4	3	6 se	Minister of the Interior, Ottawa, Ont.
117,088	Collingwood, Ont.	64 0	15 0	6 6	38	26	10½ se	S. G. Story, et al., Blenheim, Ont.
107,269	New Westminster, B.C.	40 0	10 0	4 0	10	7	1 se	E. G. Tenant, Atlin, B.C.
107,305	Toronto, Ont.	36 0	8 3	3 6	10	8	3 se	Wm. McAl. Thomson, Penetanguishene, Ont.
103,787	Halifax, N.S.	41 9	11 0	5 3	15	10	1 se	Mrs. Rosanna Neville, Halifax, N.S.
107,145	Southampton, Ont.	39 0	7 0	3 6	7	5	1 se	Andrew Campbell, Port Elgin, Ont.
100,087	Toronto, Ont.	61 0	14 3	7 8	42	28	15 se	Randolph Macdonald Co., Ltd., Toronto, Ont.
† 122,597	St. Andrews, N.B.	68 0	15 9	6 4	63	17	11 se	Edward R. Reid, St. John, N.B.
130,618	Victoria, B.C.	70 2	15 2	6 2	54	31	3½ se	Joseph A. Sayward, Victoria, B.C.
103,974	Quebec, Que.	30 2	6 6	3 1	4	1	6 se	Meganic Fish and Game Club, Agnes, Que.
93,932	Hamilton, Ont.	178 4	24 1	16 3	529	234	95 se	Niagara Navigation Co., Ltd., Toronto, Ont.
111,910	Lindsay, Ont.	36 8	10 5	3 9	21	13	3 pa	R. C. Carter, M.O., Deseronto, Ont.
117,117	Vancouver, B.C.	61 0	14 7	6 7	39	27	12 se	North Coast Towing Co., Ltd., Prince Rupert, B.C.
126,260	Chatham, N.B.	60 0	15 0	4 6	44	22	4 pa	Wm. H. Miller, Campbellton, N.B.

*Foreign name "Vixen." †Formerly "Arab." ‡Formerly "Eagle." §Foreign name "Platoon."

ALPHABETICAL LIST of Canadian Registered Steam Vessels on Registry Books, &c.—Continued.

LISTE ALPHABÉTIQUE des vapeurs canadiens inscrits sur les registres, etc.—Suite.

Official Number. Numéro officiel.	Name of Ship. Nom du navire.	Port of Registry. Port d'inscription.	Built Cons- truit en	Where Built. Lieu de construction.	Length in feet and 10ths. Longueur en pieds et 10 ^m .	Breadth in feet and 10ths. Largeur en pieds et 10 ^m .	Depth in feet and 10ths. Profondeur en pieds et 10 ^m .	Gross Tonnage. Tonnage brut.	Registered Tonnage. Tonnage enregistré.	H.P. of Engine and Mode of Propulsion. Puissance des machines en c.v. et mode de propulsion.	Owner or Managing Owner, and Address. Armateur ou propriétaire gerant, et adresse.
126,440	McL (The)	Vancouver	1909	Vancouver, B.C.	38 0	10 1	4 5	15	10	1 1/2 sc	Gordon W. McLellan, Vancouver, B.C.
111,568	McLean Bros	Toronto	1900	Goderich, Ont	22 3	5 0	2 1	2	1	1 sc	Frank H. McLean, Stratford, Ont.
88,321	McNaughton	Montreal	1886	Lévis, Que.	92 0	18 4	8 4	137	37	80 sc	The Dominion Dredging Co., Ltd., Ottawa, Ont.
107,429	Macy	Brockville	1905	Brockville, Ont.	39 6	9 0	3 3	8	6	2 sc	James H. Simpson, Lyn, Ont. *
100,424	Madawaska	Ottawa	1893	Amprior, Ont	37 0	15 0	3 0	15	7	20 pa.	McLachlin Bros., Ltd., Amprior, Ont.
130,624	Madaline A.	Yarmouth	1912	Malone Bay, N.S.	64 0	18 2	7 0	39	27	14 sc	Percy L. Le Blanc, Wedgeport, N.S.
103,813	Madge	Belleville	1898	Belleville, Ont.	36 8	7 5	4 0	9	6	8 sc	P. C. Jones, Belleville, Ont.
111,961	Madge	Pictou, Ont.	1902	Pictou, Ont.	40 0	8 0	3 8	7	5	4 sc	The Ontario & Quebec Navigation Co., Ltd., Pictou, Ont.
121,984	Madge	Victoria	1907	Victoria, B.C.	97 5	20 0	11 5	155	77	31 sc	The Minister of Agriculture, Ottawa, Ont.
130,477	Madge, A. P.	Lunenburg	1910	Tancook, N.S.	44 8	10 2	5 2	11	10	2 sc	M. and C. Publicover, Blandford, N.S.
126,243	Madrona	Victoria	1909	Victoria, B.C.	28 0	9 0	4 2	8	4	1 1/2 sc	Richard Jackson, Victoria, B.C.
†122,344	Magametawan	Toronto	1901	Monroe, Mich., U.S.A.	67 0	14 4	6 4	25	19	5 sc	William E. Bigwood, Toronto, Ont.
85,405	Magdalen	Magdalen Islands	1906	Shelburne, N.S.	98 6	21 6	8 8	135	92	28 sc	William G. Leslie, Grindstone, Magdalen Islands, Que.
74,377	Maggie	St. Catharines	1873	Buffalo, N.Y., U.S.A.	62 0	16 0	6 2	37	26	50 sc	Edward Armstrong, Port Colborne, Ont.

* Foreign name "Jos. B. Dewey."

SESSIONAL PAPER No. 21b

No.	Name	Year	Tonnage	Length	Breadth	Speed	Engines	Power	Capacity	Home Port	Agent
94,752	Maggie M	1888	68.3	16.3	8.7	66	45	30	sc	James W. Gordon, North Sydney, N.S.	
85,329	Maggie McLean	1886	69.0	14.0	6.6	37	25	9	sc	French River Boom Co., Essex, Ont.	
126,840	Maggie Main	1909	40.0	8.5	4.5	19	16	1	sc	David Schell, Gravenhurst, Ont.	
94,683	Maggie May	1889	58.0	14.0	6.0	66	31	5	sc	Wm. Gartsshore, Parry Sound, Ont.	
96,908	Maggie May	1891	51.7	13.2	5.1	29	20	20	sc	Thos. Wray, Chateau au Blondeau, Que.	
100,086	Maggie Miller	1892	78.5	24.0	5.7	105	66	21	sc	Robert W. White, St. John, N.B.	
90,706	Maggie R. King	1872	50.0	13.0	6.0	27	18	20	sc	Wm. Fima, et al., Cascade Point, Que.	
103,167	Magnet	1897	47.0	11.3	5.2	21	16	7	sc	S. F. Olney, Alert Bay, B.C.	
103,690	Magnolia	1898	136.0	21.4	13.7	367	191	56	sc	The Midland Towing & Wrecking Co., Ltd., Midland, Ont.	
107,781	Mahigama	1899	60.7	12.2	5.0	20	19	12	sc	Haleybury Navigation Co., Ltd., Haleybury, Ont.	
116,515	Mahone	1904	86.0	19.8	10.5	127	79	21	sc	La Compagnie Trans. St. Laurent, Ltd., Fraserville, Que.	
90,692	Maid of the Mist	1885	71.1	16.1	6.6	62	33	75	sc	Richard Carter, Niagara Falls, Ont.	
121,728	Maid of the Mist		33.0	6.4	2.8	6	4	1	sc	Robert Porter, Vancouver, B.C.	
103,925	Maida Vale	1902	46.5	9.3	4.0	19	13	2	sc	N. T. Laplante, Peterboro', Ont.	
100,804	Maine	1891	31.4	9.0	4.0	9	6	2	sc	William Foster, Vancouver, B.C.	
*100,658	Maisonneuve	1894	75.7	9.7	7.3	26	18	9	sc	The Minister of Marine and Fisheries, Ottawa, Ont.	
100,950	Majestic	1895	209.0	35.0	12.6	1,578	1,073	125	sc	Northern Navigation Co., Ltd., Collingwood, Ont.	
107,693	Majestic	1899	110.0	21.9	5.2	275	156	33	sc	Crystal Stream Steamship Co., Ltd., Indianatown, N.B.	
121,771	Majestic	1904	78.0	16.0	7.0	61	44	1	sc	James Stuart, Winnipeg, Man.	
107,293	Majestic	1898	82.0	15.6	4.8	135	95	5	sc	Rainy River Navigation Co., Ltd., Kenora, Ont.	
113,150	Maitland	1910	35.1	11.2	4.0	11	9	1	sc	Wm. Sudley, Jr., Vancouver, B.C.	
103,714	Malden Cann	1898	112.0	20.1	10.8	212	78	53	sc	Hugh Cann & Son, Ltd., Yarmouth, N.S.	
107,683	Maitland	1904	37.7	6.5	3.6	7	5	1	sc	Captain W. J. Murphy, Morrisburg, Ont.	
107,243	Mannie	1892	32.0	6.0	3.0	5	4	1	sc	A. M. Snider, Vancouver, B.C.	
107,875	Manota	1900	66.0	13.1	3.8	34	23	10	sc	Geo. A. Smith, Bobcaygeon, Ont.	

* Formerly "Gladys." † Foreign name "Charlotte S."

ALPHABETICAL LIST of Canadian Registered Steam Vessels on Registry Books, &c.—Continued.

LISTE ALPHABÉTIQUE des vapeurs canadiens inscrits sur les registres, etc.—Suite.

Official Number. Numéro officiel.	Name of Ship. Nom du navire.	Port of Registry. Port d'enregistrement.	Built — Construit en	Where Built. — Lieu de construction.	Length in feet and 10ths. Longueur en pieds et 10es.	Breadth in feet and 10ths. Largeur en pieds et 10es.	Depth in feet and 10ths. Profondeur en pieds et 10es.	Gross Tonnage. Tonnage brut.	Registered Tonnage. Tonnage enregistré.	H.P. of Engines and Mode of Propulsion. Puissance des machines en c.v. et mode de propulsion.	Owner or Managing Owner, and Address. — Armateur ou propriétaire gérant, et adresse.
121,940	<i>Manetto</i>	Halifax.....	1906	Dartmouth, N.S.....	57 5	16 7	7 0	29	21	3 sc...	Mrs. W. W. Lewis, Louisburg, N.S.
116,211	<i>Maniconagan</i>	Quebec.....	1899	Bie, Que.....	50 2	13 0	5 0	29	19	3 sc...	Stewart H. Dunn, Quebec, Que.
96,860	<i>Manistique</i>	Sarnia.....	1882	Gibraltar, U.S.A.....	151 1	31 1	12 5	474	322	50 sc...	The Sarnia Bay Towing & Salvage Co., Ltd., Sarnia, Ont.
94,879	<i>Manitoba</i>	Montreal.....	1889	Owen Sound, Ont.....	303 0	38 1	14 7	2,616	1,699	300 sc...	Canadian Pacific Railway Co., Montreal, Que.
107,140	<i>Manitou</i>	Godolphin.....	1903	Godolphin, Ont.....	137 2	24 2	9 1	470	287	42 sc...	Dominion Fish Co., Ltd. Winnipeg, Man.
111,451	<i>Manitou</i>	Winnipeg.....	1900	Winnipegosis, Man.....	92 0	18 8	6 4	108	59	7 sc...	H. Armstrong, Portage la Prairie, Man.
107,682	<i>Manolia</i>	Toronto.....	1898	Toronto, Ont.....	30 4	8 8	3 9	6	4	1 sc...	Fred. Mills, Tp. of Monck, Ont.
96,711	<i>Mansfield</i>	Ottawa.....	1889	Ottawa, Ont.....	104 6	31 8	9 0	169	137	80 sc...	F. X. St. Jean, Gatineau Point, Que.
	<i>Manxman</i>	Montreal.....	1873	Sorel, Que.....	72 5	16 0	4 6	74	47	A. O. Lafreunere, Montreal, Que.
112,015	<i>Maple Leaf</i>	Port Arthur.....	1902	Rosspport, Ont.....	30 0	7 2	3 0	5	4	1/2 sc...	John Poon, Rosspport, Ont.
103,679	<i>Maple Leaf</i>	Toronto.....	1892	Toronto, Ont.....	37 0	7 0	3 0	12	8	13 sc...	S. Brown, Bracebridge, Ont.
† 100,033	<i>Maple Leaf</i>	Toronto.....	1891	Toronto, Ont.....	38 3	8 4	4 4	7	5	1 sc...	Gardner Boyd, Toronto, Ont.
116,788	<i>Maple Leaf</i>	Vancouver.....	1904	Vancouver B.C.....	54 0	14 7	8 5	35	24	2 sc...	Alexander McLaren, Buckingham Que.
121,715	<i>Maple Leaf</i>	Vancouver.....	1905	Vancouver, B.C.....	52 0	13 8	5 5	40	27	10 1/2 sc...	J. B. Marquette, Vancouver, B.C.

† Formerly "Sonntag."

ALPHABETICAL List of Canadian Registered Steam Vessels on Registry Books, &c.—Continued.

LISTE ALPHABÉTIQUE des vapeurs canadiens inscrits sur les registres, etc.—Suite.

Official Number. Numéro officiel.	Name of Ship. Nom du navire.	Port of Registry. Port d'enregistrement.	Built Construit en	Where built. Lieu de construction.	Length in feet and 10ths. Longueur en pieds et 10 ^{es} .	Breadth in feet and 10ths. Largeur en pieds et 10 ^{es} .	Depth in feet and 10ths. Profondeur en pieds et 10 ^{es} .	Gross Tonnage. Tonnage brut.	Registered Tonnage. Tonnage enregistré.	H.P. of Engines and Mode of Propulsion. Puissance des machines en c.v. et mode de propulsion.	Owner or Managing Owner, and Address. Armateur ou propriétaire-gérant, et adresse.
122,527	<i>Marion</i>	Vancouver	1907	Vancouver, B.C.	36 0	9 0	4 5	13	9	1 ½ se	John Cowdry, McLeod, Alberta.
* 123,184	Marion C	Liverpool	1908	Shelburne, N. S.	31 0	11 3	6 3	12	11	½ se	Arthur A. Payzant, Liverpool, N. S.
† 116,318	Marion E. Trotter	Amherstburg	1881 1908	Detroit, Mich., U.S.A. Amherstburg, Ont.	69 6	16 5	8 4	49	36	13 se	Frederick J. Trotter, Amherstburg, Ont.
116,682	Marion Irving	Richibucto	1908	Buctouche, N.B.	60 2	15 2	6 0	41	22	6 se	John H. Kelley, New Carlisle, Que.
180,283	<i>Marion</i>	St. Catharines	1912	Buffalo, N.Y., U.S.A.	50 2	11 5	5 3	19	13	2 se	Geo. Snyder, Bertie, Ont.
122,151	<i>Mariposa</i>	Vancouver	1906	Vancouver, B.C.	22 8	6 9	3 0	4	3	½ se	Thomas Foster, Vancouver, B.C.
121,935	<i>Marita</i>	Halifax	1905	Parliament, N.S.	29 0	4 5	3 0	3	2	1 ½ se	David R. Turnbull, Halifax, N.S.
167,248	Marjorie	Dawson	1898	New Westminster, B.C.	36 5	8 3	3 0	20	12	1 pa	H. C. Lisle, Dawson, Y.T.
111,873	Markland	Yarmouth	1902	Yarmouth, N.S.	47 0	12 6	5 0	22	15	6 se	Willard M. Kelley, Yarmouth, N.S.
122,264	Marlo	Montreal	1906	Sorel, Que.	31 3	6 1	2 2	5	4	1 se	Hercule Dupré, Montreal, Que.
83,160	Marmora	Bellefleur	1896	Marmora, Ont.	35 0	8 7	4 5	13	9	6 se	Geo. B. Blocker, Marmora, Ont.
88,488	Marquis	Winnipeg	1882	Winnipeg, Man	201 0	33 5	5 3	754	475	84 pa	Winnipeg & Western Transportation Co., Ltd., Winnipeg, Man.
116,973	Marshall W	Chatham, N.B.	1905	Chatham, N.B.	31 4	10 3	3 0	6	4	4 se	W. A. Bryenton, Derby, N.B.
100,871	Martello	St. John, N.B.	1893	Jensen, N.B.	51 5	13 0	6 0	34	23	11 se	(The J. F. Bridges Tug Boat Co., Ltd., Gagetown, N.B.

* Formerly a sailing vessel. † Formerly "Owen."

SESSIONAL PAPER No. 21b

111,768	Martha	Kingston	1902	Kingston, Ont	28 6	6 7	2 8	2	2	5 se	Mrs. Martha Wessels, Kingston, Ont.
126,840	Marel S.	Vancouver	1909	Vancouver, B.C.	33 0	9 4	4 5	13	9	½ se	Mrs. Mary J. Bliss, Vancouver, B.C.
126,220	Marvis	Vancouver	1908	Vancouver, B.C.	56 6	17 6	7 7	69	47	22 se	Alindus J. Hendry, M.O., Vancouver, B.C.
124,772	Marvy	Winnipeg	1905	The Landing, Manitoba	120 0	26 0	8 0	225	153	27 se	Manitoba Gypsum Co., Ltd., Winnipeg, Man.
416,316	Marwood M.	Amherstburg	1902	Detroit, Mich., U.S.A.	31 0	5 9	3 0	4	3	1 se	Wm. Menzies, Amherstburg, Ont.
71,214	Mary	Montreal	1875	Port Huron, Mich., U.S.A.	65 4	16 0	8 6	53	34	37 se	Montreal Transportation Co., Ltd., Montreal, Que.
117,927	Mary	Sydney	1905	Mahone Bay, N.S.	52 0	14 3	6 6	19	18	2 se	Honry McDonald, Glace Bay, N.S.
61,154	Mary A. Laughlin	Toronto	1871	Buffalo, N.Y., U.S.A.	48 0	10 5	5 0	23	12	12 se	Thomas Gauthier, Montreal, Que.
77,550	Mary Ann	Pictou, N.S.	1880	Wallace, N.S.	50 5	12 5	6 7	25	17	40 se	O. Smith, Richibucto, N.B.
92,647	Mary Arnold	Wallaceburg	1886	Midland, Ont.	31 0	10 0	3 2	8	6	1 se	D. Lowrey, Bramford, Ont.
128,599	Mary Blanche	Parishboro	1912	Port Groville, N.S.	61 2	16 0	6 0	14	25	21 se	John W. Cochrane, Fox River, N.S.
117,926	Mary E. Daisey	Sydney	1905	Aspy Bay, N.S.	54 3	12 5	4 3	17	16	½ se	A. Daisey, Dingwall, N.S.
103,821	Mary Ellen	Cornwall	1896	Cornwall, Ont.	57 4	13 4	8 8	20	11	6 se	J. Jessner and M. Jessner, Cornwall, Ont.
	Mary Ellen	Port Hope	1868	Lindsay, Ont.	55 1	13 6	3 1	81	51		William Needler, Lindsay, Ont.
72,966	Mary Ethel	Pictou, Ont	1879	Trenton, Ont.	93 0	15 0	5 4	99	56	80 pa	Trenton & Bay of Quinte Nav. Co., Ltd., Trenton, Ont.
167,839	Mary F. Graff	Victoria	1898	Seattle, Wash., U.S.A.	177 6	35 7	6 0	864	544	25 pa	The British Yukon Navigation Co., Ltd., Vancouver, B.C.
88,491	Mary Hatch	Winnipeg	1881	Kenora, Ont.	107 6	20 0	6 8	121	82	11 se	A. F. D. MacGachen, Winnipeg, Man., and W. A. Weir, Kenora, Ont., I.O.
163,860	Mary Jane	Halifax	1890	Noank, Conn., U.S.A.	49 8	14 6	6 1	29	20	10 se	Isaac H. Mathers, Halifax, N.S.
122,345	Mary L.	Toronto	1907	Ponchaug, Ont.	40 0	10 0	4 6	10	6	2 se	Peter Light, Ponchaugshere, Ont.
411,769	Mary Louise	Kingston	1902	Portland, Ont.	77 2	18 6	4 2	60	30	3 se	Jehoida Coon, Morton, Ont.
131,071	Mary Maude	Loucenburg	1912	West Dover, N. S.	40 2	10 0	5 5	11	10	½ se	George Johnson, West Dover, N. S.
96,746	Mary Odell	Chatham, N.B.	1881	Bristol, Me., U.S.A.	55 8	12 7	6 0	29	20	10 se	F. P. Loggie, M.O., Chatham, N.B.
121,825	Mary P. Hall	Montreal	1898	Ogdensburg, N.Y., U.S.A.	82 2	20 3	10 2	104	43	42 se	The Montreal Transportation Co., Ltd., Montreal, Que.
97,019	Mary E.	St. Catharines	1897	Port Colborne, Ont.	47 3	16 0	9 6	44	30	27 se	David McLeod, Port Colborne, Ont.
136,331	Mary Sullivan	Chatham, N.B.	1910	Doughlastown, N.B.	53 0	11 6	5 0	29	18	8 se	William M. Sullivan, Red Bank, N.B.

† Foreign name "Hattie H." † Formerly a sailing vessel.

ALPHABETICAL LIST of Canadian Registered Steam Vessels on Registry Books, &c.—Continued.

LISTE ALPHABÉTIQUE des vapeurs canadiens inscrits sur les registres, etc.—Suite.

Official Number. Numéro officiel.	Name of Ship. Nom du navire.	Port of Registry. Port d'enregistrement.	Built Constructé en	Where Built. Lieu de construction.	Length in feet and 10ths. Longueur en pieds et 10 ^{es} .	Breadth in feet and 10ths. Largeur en pieds et 10 ^{es} .	Depth in feet and 10ths. Profondeur en pieds et 10 ^{es} .	Gross Tonnage. Tonnage brut.	Registered Tonnage. Tonnage enregistré.	H.P. of Engines and Molds. Puissance des machines en chevaux et mode de propulsion.	Owner or Managing Owner, and Address. Armateur ou propriétaire gérant, et adresse.
130,550	<i>Mary Wainé</i>	Vancouver.....	1911	Vancouver, B.C.....	34 8	9 5	4 0	10	7	1 se ..	Hugh M. Wood, North Arm, Burrard, Inlet, B.C.
131,088	<i>Masaba</i>	Toronto.....	1891	Chicago, Ill., U.S.A.....	240 0	40 0	25 0	1,913	1,267	156 se ..	Mathews Steamship Co., Ltd., Tor- onto, Ont.
121,913	<i>Mascot</i>	Kenora.....	1900	Detroit, Mich., U.S.A.....	35 0	8 0	3 0	8	7	1 se ..	George Drewry, Kenora, Ont.
94,764	<i>Mascott</i>	Owen Sound.....	1890	Meaford, Ont.....	52 9	12 5	4 9	21	14	29 se ..	James Pilgrim, Meaford, Ont.
103,549	<i>Mascotte</i>	Lunenburg.....	1896	Dartmouth, N.S.....	64 2	14 6	6 0	35	24	18 se ..	G. W. Naus, Lunenburg, N.S.
100,396	<i>Masonic</i>	Hamilton.....	1893	Hamilton, Ont.....	58 4	10 6	3 9	39	26	25 se ..	William C. Girdley, Hamilton, Ont.
130,927	<i>Massachusetts</i>	Montreal.....	1882	Detroit, Mich., U.S.A.....	244 0	36 9	18 6	1,530	937	91½ se ..	Franklin E. Hall, Montreal, Que.
103,563	<i>Massawippi</i>	Montreal.....	1895	North Hatley, Que.....	40 0	7 6	3 4	4	3	3½ se ..	Jos. J. Sampson, North Hatley, Que.
†129,529	<i>Mastodon</i>	Vancouver.....	1910	Renfrew, N.E.....	200 3	36 6	12 8	748	435	108 se ..	The Minister of Public Works, Ottawa, Ont.
117,193	<i>Mather</i>	Kenora.....	1905	Toronto, Ont.....	87 5	19 0	10 5	145	98	32 se ..	Keewatin Lumber Co., Ltd., Kee- watin, Ont.
*126,868	<i>Matheson</i>	Sault Ste. Marie.....	1877	Rocky River, O., U.S.A.....	42 0	8 6	5 0	20	11	2 se ..	John R. Matheson, Sault Ste. Marie, Ont.
107,416	<i>Mathilda</i>	Montreal.....	1899	Sorel, Que.....	72 0	20 1	10 4	114	69	21 se ..	Sinclair-McNaughton Line, Ltd., Montreal, Que.
†130,676	<i>Matilda H.</i>	Lunenburg.....	1906	Tancook, N.S.....	40 0	10 1	5 2	12	11	½ se ..	Collins Heister, Tancook, N.S.
130,459	<i>Matsqui</i>	Vancouver.....	1911	Vancouver, B.C.....	82 3	21 0	8 2	113	77	10½ se ..	Wm. Mackenzie, et al., Vancouver, B.C.

†Formerly "No. 508." * Foreign name "Antelope." ‡Formerly a sailing vessel.

SESSIONAL PAPER No. 21b

73,947	Mattawan	Ottawa	1876	Portsmouth, Ont.	50 0	10 4	3 2	22	15	15 sc	Canadian Pacific Railway Co., Montreal, Que.
130,261	Mattawapika	Ottawa	1910	Callendar, Ont.	42 0	8 8	3 8	12	8	2 sc	The Montreal River Transportation Co., Ltd., Toronto, Ont.
122,213	Mattie	Toronto	1903	Toronto, Ont.	22 0	5 7	2 7	2	1	3 sc	Clarence Meredith Hinks, Toronto, Ont.
112,202	Maud	Hamilton	1905	Hamilton, Ont.	32 5	7 0	3 6	4	3	2 sc	D. Reynolds, Dundas, Ont.
107,386	Maud	Ottawa	1898	Grand Rapids, Mich., U.S.A.	16 0	3 8	1 8	1	1	1 sc	G. W. Smith, Gatineau Point, Que.
69,615	Maud	Quebec	1874	New Liverpool, Que.	72 5	15 8	5 7	54	34	11 pa.	Antoine St. Pierre, Three Rivers, Que.
126,543	Maud Allan	Victoria	1909	Long Lake, B.C.	39 0	8 1	3 2	10	7	1/2 sc	Johnston & Carswell, Ltd., Long Lake, B.C.
107,172	Maud C.	Port Arthur	1897	Rosspport, Ont.	30 0	9 2	5	3	1 sc	Thos. Craigie, Rosspport, Ont.
116,753	Maud D.	Toronto	1901	Penetanguishene, Ont.	71 3	15 6	6 0	81	51	11 sc	Walter G. Lambers, Toronto, Ont.
126,265	Maud L.	Toronto	1907	Parry Sound, Ont.	75 0	15 0	5 5	48	33	8 sc	Clarence E. and Edwin S. Pratt, J.O., Parry Sound, Ont.
64,136	Maude	Victoria	1872	San Juan Island, Wash., U.S.A.	113 5	21 0	9 0	175	94	13 sc	The British Columbia Salvage Co., Ltd., Victoria, B.C.
116,481	Maude	Wallaceburg	1902	Wallaceburg, Ont.	60 2	13 5	5 0	19	13	3 sc	J. Cooper, Chatham, Ont.
116,456	Maude Annis	Vancouver	1903	Annis, B.C.	56 0	12 5	4 7	23	15	4 sc	The Lamb-Watson Lumber Co., Ltd., Winnipeg, Man.
107,812	Maude Moore	Peterborough	1899	Peterborough, Ont.	42 0	8 4	3 5	9	6	12 sc	W. J. Snodgrass, Okanagan Falls, B.C.
122,522	Mavourneen	Vancouver	1907	Vancouver, B.C.	32 4	9 3	3 6	13	9	1/2 sc	Wm. Stamborg and W. L. Cameron, Vancouver, B.C.
97,109	Max L.	Port Burwell	1911	Port Burwell, Ont.	67 5	15 0	7 2	40	27	5 sc	Geo. A. Van Order, Port Burwell, Ont.
107,162	Maxie	Toronto	1898	Meaford, Ont.	11 0	11 2	3 8	16	11	2 1/2 sc	F. R. Miller, Ltd., J. O., St. Catharines, Ont.
126,001	Maxwell A.	Southampton	1891	West Bay City, Mich., U.S.A.	80 0	21 0	7 3	98	66	24 sc	Donald McVulay, Southampton, Ont.
111,667	May	Montreal	1893	Middleton, Conn., U.S.A.	56 4	11 1	4 0	21	15	5 sc	W. D. B. Scott, Montreal, Que.
*85,292	May	Quebec	1881 1899	Buffalo, N.Y., U.S.A. Montreal, Que.	41 0	12 2	5 8	21	14	7 sc	M. J., and W. J. Hackett, J. O., Quebec, Que.
116,949	Mag.	Kenora	1901	Kenora, Ont.	25 0	6 0	3 0	3	2	3/4 sc	Frank Gustafson and A. Ralph, J.O., Kenora, Ont.
107,450	May	Vancouver	1898	Birkenhead, G.B.	31 5	7 3	3 8	6	4	6 sc	Geo. Howe, Union Bay, B.C.
107,466	Mag.	Vancouver	1899	Vancouver, B.C.	29 0	8 7	3 3	8	5	1/2 sc	A. W. LePage, Vancouver, B.C.
97,105	May B.	Port Burwell	1900 1901	Port Burwell, Ont.	49 0	10 1	3 6	10	6	6 sc	C. C. Bates, Clear Creek, Ont.
122,356	Mag C.	Kingston	1907	Gananoque, Ont.	29 9	6 6	2 7	4	2	1 sc	Eustas F. Cooke, Gananoque, Ont.

*Formerly "W. F. Logie."

ALPHABETICAL LIST of Canadian Registered Steam Vessels on Registry Books, &c.—Continued.

LISTE ALPHABÉTIQUE des vapeurs canadiens inscrits sur les registres, etc.—Suite.

Official Number. Numéro officiel.	Name of Ship. Nom du navire.	Port of Registry. Port d'enregistrement.	Built — Construit en	Where Built — Lieu de construction.	Length in feet and 10ths. Longueur en pieds et 10ths.	Breadth in feet and 10ths. Largeur en pieds et 10ths.	Depth in feet and 10ths. Profondeur en pieds et 10ths.	Gross Tonnage. Tonnage brut.	Registered Tonnage. Tonnage enregistré.	H.P. of Engines and Mode of Propulsion. Puissance des machines en cheval mode de propulsion.	Owner or Managing Owner, and Address. Armateur ou propriétaire géant, et adresse.
72,587	May Flower	Kingston	1877	Kenntville, Ont.	50 2	9 3	4 0	29	16	13 sc.	Jas. McLaren, Buckingham, Que.
116,861	May Flower	Ottawa	1904	Cambremere, Ont.	77 0	18 0	4 0	59	38	13 pa.	H. E. Hudson, Cambremere, Ont., and J. C. Hudson, Barry's Bay, Ont., J. O. Elizabeth Dounell, Peterborough, Ont.
103,929	May Flower	Peterborough	1897	Peterborough, Ont.	25 5	6 4	3 0	6	4	5 sc.	P. J. Holden, Quebec, Que.
75,698	May Flower	Quebec	1878	Quebec, Que.	35 9	9 3	6 0	13	9	16 sc.	Fred. Magee, Ltd., Port Elgin, N. B.
97,065	May Queen	Pictou, N.S.	1892	Charlottetown, P.E.I.	53 3	16 0	5 8	36	18	40 sc.	May Queen Steamship Co., Ltd., Chipman, N.B.
59,243	May Queen	St. John, N.B.	1869	Carleton, N.B.	160 0	24 7	8 4	539	340	60 pa.	Walter Cavill, Halifax, N.S.
83,125	Mayflower	Halifax	1881	Halifax, N.S.	48 8	9 8	6 0	18	10	12 sc.	The Toronto Ferry Co., Ltd., Toronto, Ont.
94,987	Mayflower	Toronto	1890	Toronto, Ont.	140 2	28 2	6 8	180	119	29 pa.	The Imperial Oil Co., Ltd., Sarnia, Ont.
126,137	May Flower, No. 1	Halifax	1909	Dartmouth, N.S.	60 5	17 3	7 0	50	45	3 sc.	Lawrence Solomon, Toronto, Ont.
85,521	Mazapa	Hamilton	1884	Toronto, Ont.	101 0	20 0	5 7	146	87	50 sc.	Robert F. Grant, Three Rivers, Que.
131,012	Mekinac	Quebec	1912	Three Rivers, Que.	70 8	27 2	5 3	65	23	94 sc.	E. C. Whitman, Canso, N.S.
90,433	Meadow Flower	Halifax	1885	Dartmouth, N.S.	33 0	9 0	3 5	7	4	6 sc.	Alfred C. Thompson, Vancouver, B.C.
126,428	Mauder	Vancouver	1909	Vancouver, B.C.	35 0	8 6	3 7	11	7	1 sc.	The Muskoka Lakes Navigation & Hotel Co., Ltd., Toronto, Ont.
100,751	Medora	Toronto	1893	Gravenhurst, Ont.	142 6	25 6	8 5	377	256	30 sc.	F. Gordon Zwickler, Halifax, N. S.
121,939	Meq	Halifax	1906	Dartmouth, N. S.	17 5	5 8	3 0	2	1	1/2 sc.	

SESSIONAL PAPER No. 21b

111,917	Menadora	Midland	1901	Midland, Ont.	57 5	16 0	6 3	73	50	20 sc	Midland Towing & Wrecking Co., Ltd., Midland, Ont.
130,990	Merrah	Montreal	1912	Lachine, Que	37 0	9 7	4 6	12	8	2 sc	Cecil de Wolfe Reid, Lachine, Que.
83,116	Mermaid	Halifax	1881	Yarmouth, N.S.	50 0	11 5	5 0	15	11	20 sc	Sandy Cove Sea-Bathing Co., Halifax, N.S.
111,330	Mermaid	Peterborough	1901	Millbrook, Ont.	32 3	7 3	3 2	11	7	5 sc	Dr. Henry A. Turner, Millbrook, Ont. N.S.
88,397	Mermaid	Vancouver	1884	Victoria, B.C.	94 0	18 0	4 6	129	87	18 sc	Thos. Morgan, Nanaimo, B.C.
74,264	Merrimac	Sydney	1876	Quebec, Que	73 5	17 6	10 0	86	26	80 sc	Jas. W. Gordon, North Sydney, N.S.
130,452	Merry Sea	Vancouver	1911	Vancouver, B.C.	54 3	10 0	5 0	25	17	4 sc	Thomas G. McBride, Vancouver, B.C.
116,590	Mersy	Liverpool	1904	Liverpool, N.S.	69 6	15 6	6 9	42	29	16 sc	Fenwick W. Hatt, Liverpool, N.S.
130,342	Morsyde	Charlottetown	1911	Summerside, P.E.I.	63 8	16 0	5 6	40	34	3 sc	David A. Picketing, Summerside, P.E.I.
122,456	Meteghan I.	Yarmouth	1907	Meteghan, N.S.	36 0	11 0	6 0	16	11	13 sc	M. T. Theriault, Meteghan, N.S.
107,950	Meteor	Cornwall	1902	Port Robinson, Ont.	32 0	16 1	9 1	47	32	10 sc	James Pendlogast, Cornwall, Ont.
107,084	Meteor	Ottawa	1897	Opemicon, Que	130 5	27 0	7 4	299	204	165 sc	Tennisamung Navigation Co., Ltd., Mattawa, Ont.
126,980	Mtana	Victoria	1911	Victoria, B.C.	48 0	12 6	5 8	25	15	34 sc	Walter S. Chambers, Victoria, B.C.
112,055	Michael Davitt	Montreal	1885	Tonawanda, N.Y., U.S.A.	52 8	13 6	6 4	28	19	8½ sc	Montreal General Contracting Co., Ltd., Montreal, Que.
494,845	Michipicoten	Sault Ste. Marie	1883	Detroit, Mich., U.S.A.	117 0	24 8	11 0	511	316	34 sc	Neil McLougall, Marksville, Ont.
*103,575	Midland	Midland	1896	Midland, Ont.	62 0	13 0	6 8	56	38	12 sc	The Canada Iron Furnace Co., Ltd., Midland, Ont.
116,661	Midland King	Midland	1903	Collingwood, Ont.	365 5	48 0	24 0	3,965	2,450	151 sc	James Playfair, M.O., Midland, Ont.
116,669	Midland Prince	Midland	1907	Collingwood, Ont.	489 0	55 0	27 0	6,133	4,560	136 sc	Midland Navigation Co., Ltd., Midland, Ont.
110,491	Midland Queen	Midland	1901	Dundee, G.B.	249 0	42 7	20 5	1,993	1,349	124 sc	Midland Navigation Co., Ltd., Midland, Ont.
107,503	Mignon	Quebec	1891	Quebec, Que	23 8	6 2	2 7	2	2	1½ sc	C. G. Plamondon, Quebec, Que.
111,426	Milado	Halifax	1902	Dartmouth, N.S.	61 3	17 6	5 7	41	30	75 sc	Acadia Sugar Refining Co., Ltd., Halifax, N.S.
103,667	Milado	Winnipeg	1897	Kenora, Ont.	40 0	10 3	4 4	25	17	1 sc	Mikado Gold Mining Co., Kenora, Ont.
112,308	Milado	Winnipeg	1905	Selkirk, Man.	120 0	26 0	7 8	242	108	23 sc	Stephen Sigurdsson, Gimli, Man.
*103,703	Milado	Yarmouth	1896	Sheburne, N.S.	82 0	18 0	7 7	80	49	16 sc	Charles T. White, Apple River, N.S.
100,666	Mildred	Bellefleur	1895	Gananoque, Ont.	31 5	7 8	3 0	5	3	9 sc	J. A. Wheeler, Bellefleur, Ont.

+ Formerly "City of Windsor" and "E. K. Roberts." * Formerly "D. L. White." † Formerly "Westport."

ALPHABETICAL LIST of Canadian Registered Steam Vessels on Registry Books, &c.—Continued.

LISTE ALPHABÉTIQUE des vapeurs canadiens inscrits sur les registres, etc.—Suite.

Official Number. Numéro officiel.	Name of Ship. Nom du navire.	Port of Registry. Port d'inscription.	Built — Construit en	Where Built. Lieu de construction.	Length in feet and 10ths. Longueur en pieds et 10 ^{es} .	Breadth in feet and 10ths. Largeur en pieds et 10 ^{es} .	Depth in feet and 10ths. Profondeur en pieds et 10 ^{es} .	Gross Tonnage. Tonnage brut.	Registered Tonnage. Tonnage enregistré.	H. P. of Engines and Mode of Propulsion. Puissance des machines et mode de propulsion.	Owner or Managing Owner, and Address. Armateur ou propriétaire gérant et adresse.
103,267	Mildred	St. John, N.B.	1897	Cambridge, N.B.	54 0	14 7	7 0	40	27	13 sc.	John E. Moore, M.O., St. John, N.B.
116,265	Mildred	Toronto	1903	Toronto, Ont.	70 0	10 0	3 5	39	25	10 sc.	E. R. Wood, Toronto, Ont.
122,201	Milichie	Amherst, N.S.	1906	Port Hawkesbury, N.S.	70 0	15 0	6 3	53	45	8½ sc.	Nathaniel Curry, Amherst, N.S.
111,978	Milkmaid	New Westminster	1901	Vancouver, B.C.	31 6	8 7	3 4	7	5	½ sc.	Basilio Moelabre, et al., New Westminster, B.C.
107,305	Millie K.	Windsor, N.S.	1900	Whitewater, N.S.	48 0	13 0	5 2	20	7	10 sc.	The Nova Scotia Produce Co., Ltd., Canning, N.S.
111,856	Mills	Owen Sound	1903	Owen Sound, Ont.	38 0	9 0	4 0	11	7	2 sc.	Guistave Hamilton, Spanish, Ont.
126,529	Mina G.	Ottawa	1910	Horseshoe Bay, Que.	45 0	13 2	5 7	23	14	4 sc.	The Minister of Public Works, Ottawa, Ont.
126,174	Mina W.	New Westminster	1908	Steveston, B.C.	35 5	9 1	3 7	7	5	½ sc.	J. D. Stalker, Langley, B.C.
126,047	Minawa	Port Arthur	1908	Lake Nepigon, Ont.	105 0	24 0	6 0	172	100	25 sc.	Revillon Bros., Ltd., Montreal, Que.
122,126	Miner	Halifax	1880	Jarrow-on-Tyne, G.B.	65 0	14 6	6 8	49	33	19 sc.	The Port Hood Richmond Ry. Coal Co., Ltd., Port Hood, N.S.
107,361	Minitaga	Toronto	1898	Midland, Ont.	77 3	16 5	8 4	73	29	28 sc.	Robert Weddell, Trenton, Ont.
103,881	Mink	Ottawa	{ 1896 1911	{ Gordon Creek, Que. Alymer, Que.	51 2	16 0	3 5	26	17	2 pa.	The Upper Ottawa Improvement Co., Ltd., Ottawa, Ont.
131,085	Mink	Toronto	1912	Gravenhurst, Ont.	78 0	14 5	4 9	89	60	10 sc.	Wm. Hanna, et al., J.O., Port Carling, Ont.
96,981	Minnehaha	New Westminster	1890	New Westminster, B.C.	37 0	6 5	3 0	7	5	1 sc.	James Hunter, Victoria, B.C.
92,620	Minnehaha	Port Arthur	1888	Peterborough, Ont.	27 5	6 3	2	1	1 sc.	Sidney Smith, Port Arthur, Ont.

SESSIONAL PAPER No. 21b

112,078	Minneola	Kenora	1893	Owen Sound, Ont.	32 0	7 5	3 0	9	6	1 se	Glass Reef Gold Mining Co., Ltd., Bellefleur Mountain, Ont.
112,178	Minnette	Toronto	1899	Owen Sound, Ont.	36 0	6 2	2 7	4	3	1 se	A. F. Bailey, Fox Point, Ont.
107,882	Minnewanka	Montreal	1899	New York, U.S.A.	31 0	7 0	3 6	5	4	8 se	The Canadian Pacific Railway Co., Montreal, Que.
112,330	Minnieog	Midland	1902	Collingwood, Ont.	56 0	9 6	9 4	35	24	5 se	D. S. Peart, Midland, Ont.
121,725	Minnie	Vancouver	1906	Sunbury, B.C.	32 0	10 8	4 6	13	9	2 se	J. L. Higgin and W. Walters, J.O., Vancouver B.C.
116,362	Minnie A. Clark	Godolph	1903	Godolph, Ont.	69 3	15 0	6 5	36	25	11 se	Domionon Fish Co., Ltd., Winnipeg, Man.
116,662	Minnie C.	Midland	1901	Midland, Ont.	34 0	8 5	4 0	7	5	1 se	James Crawford, Moon River, P.O., Parry Sound, Ont.
122,419	Minnie Martin	Midland	1908	Midland, Ont.	50 8	12 0	5 7	30	12	4 se	Mrs. Mary Martin, Midland, Ont.
107,468	Minnie May	Lindsay	1894	Cobocouk, Ont.	42 5	8 0	3 9	10	8	5 pa	John R. Phillips, Cobocouk, Ont.
126,672	Minnie W.	Port Arthur	1911	Port William, Ont.	63 0	14 2	8 0	57	31	10 se	The Thunder Bay Contracting Co., Ltd., Port Arthur, Ont.
117,199	Minitokie	Kenora	1905	Dinorwic, Ont.	45 0	9 5	4 2	18	12	6 se	Wm. H. Whalen, Fort William, Ont.
126,913	Minocac	Halifax	1910	Dartmouth, G.B.	83 5	19 1	9 4	110	48	28 se	The Minister of Agriculture, Ottawa, Ont.
*126,602	Minoru	Chatham, N.B.	1904	Baltimore, Md., U.S.A.	95 0	29 6	9 5	148	81	45 se	Northern Dredging & Construction Co., Ltd., Loggouville, N.B.
100,632	Minola	Toronto	1891	Toronto, Ont.	65 5	11 2	5 7	29	19	5 se	The Huntsville Lake of Bay & Lake Simcoe Navigation Co., Ltd., Huntsville, Ont.
126,928	Mitouché	Quebec	1908	Roberval, Que.	35 0	8 0	2 8	11	7	29 se	Simon Gimon, Roberval, Que.
107,787	Minto	Ottawa	1899	Dundas, G.B.	225 0	32 7	18 0	1,090	372	216 se	The Minister of Marine and Fisheries, Ottawa, Ont.
107,453	Minto	Vancouver	1898	Nakusp, B.C.	161 7	30 1	5 1	829	522	17 pa	Canadian Pacific Railway Co., Montreal, Que.
126,792	Mio	New Westminster	1910	Steveston, B.C.	34 4	8 0	3 0	6	4	3 se	Bonichi Hamade, Steveston, B.C.
88,666	Miramichi	Chatham, N.B.	1885	Chatham, N.B.	85 7	17 3	6 9	72	49	25 se	Miramichi Steam Navigation Co., Chatham, N.B.
92,282	Mischief	Owen Sound	1886	Owen Sound, Ont.	31 0	9 0	4 8	9	6	5 se	H. E. C. Carey, Bruce Mines, Ont.
107,689	Miss Vandenberg	Prescott	1909	Wilhelton, Del., U.S.A.	99 8	29 9	9 0	266	181	10 se	Prescott & Ogdenburg Ferry Co., Ltd., Prescott, Ont.
112,279	Missquoi	Buckville	1903	Noyan, Que.	88 2	20 9	6 0	151	93	16 se	Rockport Navigation Co., Ltd., Rockport, Ont.
121,781	Mississippi	Ottawa	1905	Carleton Place, Ont.	36 2	7 7	3 6	4	3	3 se	Wesley Cooke, Carleton Place, Ont.
107,513	Mist	Victoria	1897	Seattle, Wash., U.S.A.	46 7	12 0	3 9	29	20	10 se	Garvin Lawson, et al., Victoria, B.C.

* Foreign name "Leader."

ALPHABETICAL LIST of Canadian Registered Steam Vessels on Registry Books, &c.—Continued.

LISTE ALPHABÉTIQUE des vapeurs canadiens inscrits sur les registres, etc.—Suite.

Official Number. Numero officiel.	Name of Ship. Nom du navire.	Port of Registry. Port d'enregistrement.	Built Constructé en	Where Built. Lieu de construction.	Length in feet and 10ths. Longueur en pieds et 10 ^{es} .	Breadth in feet and 10ths. Largeur en pieds et 10 ^{es} .	Depth in feet and 10ths. Profondeur en pieds et 10 ^{es} .	Gross Tonnage. Tonnage brut.	Registered tonnage. Tonnage enregistré.	H.P. of Engines and Mode of Propulsion. Puissance des machines en cv. et mode de propulsion.	Owner or Managing Owner, and Address. Armateur ou propriétaire gérant, et adresse.
100,854	Mistassini.....	Quebec.....	1891	Roberval, Que.....	130 0	22 4	8 2	235	118	2001 hp. ...	E. F. Wurtzke, Quebec, Que.
122,648	Mistongo.....	Ottawa.....	1907	Lake Abitibi, Ont.....	71 0	20 1	4 2	81	48	5 hp. ...	Thomas Walsh, Kenora, Ont.
126,550	Miyako.....	Vancouver.....	1909	Steveston, B.C.....	56 4	14 0	4 7	28	19	4 sc. ...	Tsune Nakanishi, Steveston, B.C.
94,982	Mizpah.....	Owen Sound.....	1889 1909	Toronto, Ont..... Owen Sound, Ont.....	51 0	10 6	4 4	28	20	3 sc. ...	David Ranley, Owen Sound, Ont.
85,330	Mocking Bird ...	Owen Sound	1886	Toronto, Ont.....	72 0	11 8	4 2	38	26	20 sc. ...	P. McArthur, Westbourne, Man.
96,058	Modjeska.....	Hamilton	1889	Yaker, G. B.....	178 0	31 1	12 3	678	461	180 sc. ...	Niagara Navigation Co., Ltd., Toronto, Ont.
†111,920	Mohawk Belle...	Toronto	1901 1908	Mortimer's Point, Ont. Lake of Bays, Ont.....	82 4	13 2	5 0	130	83	13 sc. ...	The Huntsville, Lake of Bays & Lake Simcoe, Nav. Co., Ltd., Huntsville, Ont.
103,396	Mohawk Queen...	Deseronto.....	1904	Deseronto, Ont.....	41 6	9 0	4 0	16	11	2 sc. ...	Robert Weddell, Trenton, Ont.
103,327	Mollie.....	Peterborough	1897	Lakefield, Ont.....	41 0	6 6	2 5	11	7	6 sc. ...	J. J. McBean, Peterborough, Ont.
111,851	Mollie S.....	Owen Sound	1901	Owen Sound, Ont.....	68 0	12 7	5 0	45	27	9 sc. ...	Faulkner's Manary, Lions Head, Ont.
100,401	Mona	Hamilton.....	1894	Hamilton, Ont.....	23 6	6 1	3 4	2	2	3 sc. ...	J. Bradley, Hamilton, Ont.
95,500	Monaco	Montreal.....	1888	Hamilton, G. B.....	41 8	8 3	3 6	10	6	6 sc. ...	J. H. Garth, Montreal, Que.
107,863	Monarch.....	Dawson.....	1898	San Francisco, Cal., U.S.A.	129 3	32 2	5 4	284	179	8 hp. ...	Geo. S. Wilkins, Dawson, Y.T.

† Formerly "Florence Main."

LIST OF STEAM VESSELS

SESSIONAL PAPER No. 21b

111,886	Monarch	Peterborough	1905	Gore's Landing, Ont.	84 0	14 0	5 7	73	50	6 sc.	Wm. Fuller, Peterborough, Ont.
90,545	Monarque	Montreal	1886	Sorel, Que.	108 9	30 4	6 9	136	86	30 pa.	Jos. H. Dansereau, Verchères, Que.
*100,925	Moneta	Ottawa	1888	Ottawa, Ont.	20 0	5 2	2 2	1	1	2 sc.	R. Lamb and J. Robertson, Ottawa, Ont.
146,242	Monitor	Montreal	1863	Clayton, N.Y., U.S.A.	59 0	15 1	4 6	32	19	1½ sc.	Joachim Hogue, Valleyfield, Que.
107,891	Monitor	Montreal	1899	Montreal, Que.	60 5	16 6	7 2	62	39	14 sc.	The Minister of Public Works, Ottawa, Ont.
130,295	Monobel	Vancouver	1910	Vancouver, B.C.	40 1	9 6	5 0	14	10	2 sc.	Hamilton Powder Co., Ltd. Montreal, Que.
111,955	Monoloe	New Westminster	1903	Olympia, Wash., U.S.A.	36 4	9 3	3 6	10	7	½ sc.	Wm. A. McAdam, Harrison, B.C.
130,275	Mont Cashel	Winnipeg	1912	Winnipeg, Man.	147 8	28 5	11 0	508	346	60 sc.	Edwin D. Moore, Winnipeg, Man.
77,933	Montague	Charlottetown	1878	Georgetown, P.E.I.	79 0	19 7	8 7	130	38	35 pa.	The Georgetown Ferry Co., Ltd., Georgetown, P.E.I.
117,069	Montcalm	Ottawa	1904	Yoker, C. B.	245 0	40 6	15 7	1,432	525	406 sc.	The Minister of Marine and Fisheries, Ottawa, Ont.
107,824	Monte Cristo	Victoria	1891	Ballard, Wash., U.S.A.	198 6	20 1	3 9	236	136	7 pa.	R. Cunningham & Son, Ltd., Port Essington, B.C.
126,457	Montmagny	Sorel	1909	Sorel, Que.	212 6	34 8	19 5	1,263	723	148 sc.	The Minister of Marine and Fisheries, Ottawa, Ont.
92,755	Montmorency	Ottawa	1889	Quebec, Que.	35 5	10 8	1 8	18	12	50 sc.	W. J. Poupore, Montreal, Que.
116,600	Montreal	Montreal	1904	Sorel, Que.	332 4	43 5	14 8	4,282	2,290	386 pa.	Richelieu & Ontario Navigation Co., Montreal, Que.
131,037	Moonlight	Vancouver	1912	Vancouver, B.C.	60 6	17 4	7 9	63	43	11½ sc.	Thomas G. McBride, et al., Vancouver, B.C.
133,714	Moose II	Vancouver	1911	Vancouver, B.C.	33 2	7 8	3 0	8	5	½ sc.	Elmer Strong, Vancouver, B.C.
130,924	Moosie	Montreal	1912	Montreal, Que.	34 3	6 5	3 6	5	3	2½ sc.	John Garth, Montreal, Que.
122,504	Mopsey	Vancouver	1905	Vancouver, B.C.	26 6	8 0	2 4	6	4	½ sc.	George C. Miller, Vancouver, B.C.
130,235	Morgan (The)	Port Stanley	1911	Port Stanley, Ont.	70 3	16 4	7 9	50	34	13½ sc.	Charles F. J. and Thomas H. Morgan, J.O., Port Stanley, Ont.
116,766	Morinus	Toronto	1904	Port Carling, Ont.	47 0	8 4	3 6	10	7	1½ sc.	Wm. Robinson, Kingston, Ont.
107,424	Morning Star	Brockville	1907	Toronto, Ont.	95 5	12 5	5 0	72	39	22 sc.	Hon. Clifford Sifton, Ottawa, Ont.
100,759	Morning Star	Toronto	1891	Toronto, Ont.	34 0	7 5	3 4	5	3	1 sc.	Jos. Goodwin, Toronto, Ont.
90,797	Morris	Victoria	1888	Victoria, B.C.	39 5	9 2	3 6	12	8	1 sc.	The Federation Brand Salmon Canning Co., Ltd., Victoria, B.C.
121,815	Moto	Digby	1906	Digby, N.S.	45 0	10 4	4 3	15	12	3½ sc.	L. D. Morton, Digby, N.S., and W. G. Clarke, Bear River, N.S.

*Formerly "P. J. Tugson." † Formerly a sailing vessel.

ALPHABETICAL LIST of Canadian Registered Steam Vessels on Registry Books, &c.—Continued.

LISTE ALPHABÉTIQUE des vapeurs canadiens inscrits sur les registres, etc.—Suite.

Official Number. Numéro officiel.	Name of Ship Nom du navire.	Port of Registry. Port d'enregistrement.	Built Construit en	Where Built. Lieu de construction.	Length in feet and 10ths. Longueur en pieds et 10es.	Breadth in feet and 10ths. Largeur en pieds et 10es.	Depth in feet and 10ths. Profondeur en pieds et 10es.	Gross Tonnage. Tonnage brut.	Registered Tonnage. Tonnage enregistré.	H. P. of Engines and Mode of Propulsion. Puissance des machines en c. v. et mode de propulsion.	Owner or Managing Owner, and Address. Armateur ou propriétaire gérant, et adresse.
§ 130,322	<i>Motor Queen</i>	Kingston.....	1904	Alexandria Bay, N. Y., U. S. A.	50 4	19 8	4 8	20	17	5½ sc ...	Queen City Oil Co., Ltd., Toronto, Ont.
107,727	<i>Mon-Ping</i>	Vancouver.....	1899 1908	Hong Kong..... Vancouver, B. C.	64 0	10 3	6 0	33	22	8 sc ...	Charles D. Rand, Vancouver, B. C.
111,760	<i>Mountain Bell</i>	Kenora.....	1895	Carleton Place, Ont.....	28 0	6 0	2 8	4	3	2 sc ...	W. Mather, Banff, Alta.
92,780	<i>Mountain Belle</i>	Vancouver.....	1888	Carleton Place, Ont.....	30 2	6 1	3 0	5	3	5 sc ...	Thos. R. Lane, Vancouver, B. C.
92,537	<i>Mountain Maid</i>	Montreal.....	1850 1879	Magog, Que.....	101 2	19 4	6 4	118	62	14 pa... 1 se ...	F. Futvoye, St. John's, Que.
122,166	<i>Mowitz</i>	Vancouver.....	1906	Vancouver, B. C.....	45 9	17 1	5 2	50	34	1 se ...	Anderson Secord, Shead Bay, B. C. and Hiram McCormick, Vancouver, B. C.
107,454	<i>Moyie</i>	Vancouver.....	1898	Nelson, B. C.....	161 7	30 1	5 1	835	526	17 pa... — se ...	Canadian Pacific Ry. Co., Montreal, Que. The E. B. Eddy Co., Ltd., Hull, Que.
116,867	<i>Madpout</i>	Ottawa.....	1904	Hull, Que.....	40 0	16 0	4 4	34	25	1 se ...	D. Melver, and D. Macdonald, Van- couver, B. C.
126,738	<i>Muarneq</i>	Vancouver.....	1910	Steveston, B. C.....	35 5	10 3	4 4	12	8	1 se ...	The Minister of Railways and Canals, Ottawa, Ont.
103,042	<i>Mulgrave</i>	Ottawa.....	1893	New Glasgow, N. S.....	114 8	31 0	16 4	485	330	75 sc ...	David Jurcic, Steveston, B. C.
130,810	<i>Mutike</i>	Vancouver.....	1911	Steveston, B. C.....	38 0	9 0	3 7	9	7	½ se ...	Fred. P. Murray, M. O., Vancouver, B. C.
126,549	<i>Murlos</i>	Vancouver.....	1909	Vancouver, B. C.....	35 0	10 5	4 3	15	10	2 se ...	Wm. H. Whalen, Fort William, Ont.
117,200	<i>Muriel</i>	Kenora.....	1905	Dmorwic, Ont.....	35 0	9 5	4 5	16	11	1 se ...	

§ Foreign name "Supply"

SESSIONAL PAPER No. 216

116,709	Muriel	Quebec	1902	Quebec, Que.	69 0	16 8	7 0	64	41	24 se	The Price Brothers & Co., Ltd., Quebec, Que.
90,793	Muriel	Vancouver	1887	Victoria, B.C.	70 0	15 5	6 7	44	28	4 se	James E. Holden, Vancouver, B.C.
* 101,261	Murray Bay	Montreal	1877	Wilmington, Delaware, U.S.A.	251 0	34 7	7 9	969	610	120 pa.	Richelieu & Ontario Navigation Co., Montreal, Que.
100,283	Muskoka	Peterborough		Simcoe, Ont.	36 5	10 5	3 7	22	15	2 pa.	Gilmour & Co., Trenton, Ont.
83,372	Muskoka	Toronto	1881	Gravenhurst, Ont.	94 0	18 0	7 3	197	131	60 se	The Muskoka Lakes Navigation & Hotel Co., Ltd., Toronto, Ont.
126,524	Muskat.	Ottawa	1908	Simcoe, Ont.	52 5	16 0	3 2	35	19	2 1/2 pa.	The Upper Ottawa Improvement Co., Ltd., Ottawa, Ont.
† 130,890	Mufany	Victoria	1911	Tacoma, Wash., U.S.A.	35 2	9 3	3 6	10	5	1 se	Arthur W. Bridgman, Victoria, B.C.
88,634	Myra	Prescott	1884	St. Catharines, Ont.	82 0	17 2	8 6	73	37	32 se	James Buckley, Prescott, Ont.
110,368	Myron B.	Windsor, Ont.	1885	Detroit, Mich., U.S.A.	48 0	9 8	3 8	16	11	1 se	Walker H. Hawkins, et al., Little Current, Ont.
83,634	Myrtle	Brockville	1880	Brockville, Ont.	39 0	7 7	3 5	9	7	12 se	David Ward, Toronto, Ont.
111,959	Myrtle	New Westminster	1899	New Westminster, B.C.	27 5	5 5	2 5	4	3	1/2 se	Hori Windelbank, Mission City, B.C.
111,588	Myrtle	Peterborough	1901	Peterborough, Ont.	33 2	7 7	3 2	5	4	4 se	Roland Gordon, Peterborough, Ont.
116,753	Myrtle	Toronto	1904	Point Abino, Ont.	40 0	9 5	4 0	9	6	1 se	Mrs. Elizabeth Michner, Tp. of Bertie, Wolland Co., Ont.
94,816	Mystery	Victoria	1890	Victoria, B.C.	80 5	16 5	7 8	65	39	24 se	The Terminal Gravel Co., Ltd., Vancouver, B.C.
107,131	N. Dynamit	Goderich	1900	Goderich, Ont.	73 0	16 8	8 0	59	40	10 se	Albert G. Knowles, Sault Ste. Marie, Ont.
95,852	Nagasaki	New Westminster	1889	Hong Kong	46 5	9 3	5 3	15	10	6 se	John Wallace, Vancouver, B.C.
126,014	Nahma	Port Arthur	1898	Superior, Wis., U.S.A.	34 0	7 8	4 0	7	5	2 se	A. J. McComber, Port Arthur, Ont.
130,791	Nahmaid.	Vancouver	1911	Steveston, B.C.	67 9	15 5	6 1	45	31	6 se	Wallace Fisheries, Limited, Vancouver, B.C.
88,528	Naiad	Hamilton	1890	Toronto, Ont.	68 0	10 2	3 3	29	20	20 se	Mrs. Harriet S. Sandford, Hamilton, Ont.
92,589	Naiad	Kingston	1888	Kingston, Ont.	51 4	9 2	3 9	15	10	7 se	The Minister of Public Works, Toronto, Ont.
122,539	Naiad	Vancouver	1907	Vancouver, B.C.	58 0	12 9	7 5	46	31	8 se	Warren Creelman, Vancouver, B.C.
121,764	Naiad	Vancouver	1906	Vancouver, B.C.	41 2	10 6	4 1	19	13	1 1/2 se	Board of Trustees of the Presbyterian Church in Canada, Toronto, Ont.
130,291	Nakano	Vancouver	1911	Steveston, B.C.	48 0	11 8	5 2	24	16	2 se	Dinkichi Nakano, Steveston, B.C.

* Formerly "Carolina." † Foreign name "Lucas."

ALPHABETICAL LIST of Canadian Registered Steam Vessels on Registry Books, &c.—Continued.

LISTE ALPHABÉTIQUE des vapeurs canadiens inscrits sur les registres, etc.—Suite.

Official Number. Numéro officiel.	Name of Ship. Nom du navire.	Port of Registry. Port d'enregistrement.	Built Construit en	Where Built. Lieu de construction.	Length in feet and 10ths. Longueur en pieds et 10 ^m .	Breadth in feet and 10ths. Largeur en pieds et 10 ^m .	Depth in feet and 10ths. Profondeur en pieds et 10 ^m .	Gross Tonnage. Tonnage brut.	Registered Tonnage. Tonnage enregistré.	H. P. of Engines and Mode of Propulsion. Puissance des machines en c.v. et mode de propulsion.	Owner or Managing Owner, and Address. Armateur ou propriétaire gérant, et adresse.
100,729	Nana	Montreal	1887	Montreal, Que.	75 2	10 3	4 4	42	36	11 1/2 sc.	Geo. Weir, Montreal, Que.
107,729	Naney	Vancouver	1900	Vancouver, B.C.	26 9	8 6	2 4	6	4	1 sc.	Wm. J. Belding, Vancouver, B.C.
116,779	Nancy	Vancouver	1904	New Westminster B.C.	17 0	1 1	1 6	1	1	3/4 sc.	Charles S. V. Brauch, Vancouver, B.C.
112,147	Naniwa	Kingston	1903	Kingston, Ont.	54 3	8 9	2 9	12	7	9 sc.	F. J. Phillips, Toronto, Ont.
122,397	Nanoose	Victoria	1908	Victoria, B.C.	116 0	24 6	14 0	305	166	63 sc.	Canadian Pacific Railway Co., Montreal, Que.
107,083	Nap	Ottawa	1893	Carleton Place, Ont.	25 5	6 0	2 6	1	1	3 sc.	N. Tessier, Hull, Que.
130,352	Napanoc	Arichat	1909	Tancook, N.S.	37 4	10 4	1 3	10	10	— sc.	Nova Cannaries Ltd., Halifax, N.S.
83,398	Napierville	Montreal	1883 1899	Sorel, Que. Montreal, Que.	123 9	42 4	3 4	165	113	11 1/2 sc.	Mrs. Arthemise Robert, Montreal, Que.
130,603	Narada	Victoria	1910	Barton, Wash., U.S.A.	29 6	8 0	4 0	7	5	1 sc.	M. B. Jackson, Victoria, B.C.
462,598	Natashquan	Quebec	1870	Sunderland, G.B.	198 7	27 3	15 5	991	612	98 sc.	The National Navigation Co., Ltd., Quebec, Que.
130,923	Nathalie R.	Montreal	1912	Sorel, Que.	63 2	16 2	6 0	55	25	28 sc.	The Sincennes McNaughton Line, Ltd., Montreal, Que.
116,255	National	Toronto	1903	Toronto, Ont.	39 0	10 0	4 6	18	12	5 sc.	The Corporation of the City of Toronto, Ont.
107,926	Native	New Westminster	1900	New Westminster, B.C.	66 0	14 0	6 0	52	36	13 sc.	Mrs. Edith Gates, Vancouver, B.C.
4126,640	Natlosc	Vancouver	1899	Seattle, Wash., U.S.A.	52 0	17 6	6 6	37	25	2 1/2 sc.	Gilbert P. Ashe, City of Couatas, Alberta.

* Formerly "Polino." † Foreign name "Olympic."

SESSIONAL PAPER No. 21b

	1910	4 8	10 1	38 5	13	9	1 1/2 sc ..
126,890 <i>Nauritoh</i>	Vancouver, B.C.	4 2	14 0	56 0	27	18	Samuel J. Castleman, Vancouver, B.C.
35,419 <i>Nautilus</i>	St. Andrews	8 7	21 7	108 6	179	92	Mrs. Addie L. Young, St. Stephen, N.B.
†100,660 <i>Navajo</i>	Kingston, Ont.	5 4	10 5	51 8	20	14	G. A. and H. W. Richardson, J. O., Kingston, Ont.
126,194 <i>Navaroh</i>	Windsor, Ont.	4 2	9 2	31 2	9	6	The Minister of Public Works and Fisheries for the Province of Ontario, Toronto, Ont.
122,600 <i>Navy Isle</i>	St. Andrews	5 3	11 3	69 0	21	20	Egbert H. Carson, St. Andrews, N.B.
130,374 <i>Nearnsicos</i>	Peterboro', Ont.	21 8	40 0	241 5	1,749	1,190	The Peterboro' Canal Co., Ltd., Peterboro', Ont.
102,879 <i>Neepawah</i>	Hamilton	5 0	12 5	52 0	31	21	The Neepawah Steamship Co., Ltd., Hamilton, Ont.
130,711 <i>Nelley J.</i>	Kenora, Ont.	3 9	7 1	39 6	7	3	Armstrong Trading Co., Ltd., Portage la Prairie, Man.
96,901 <i>Nellie</i>	Kingston, Ont.	4 2	13 4	12 2	13	7	J. N. Leceman, Smith's Falls, Ont.
92,660 <i>Nellie Bly</i>	St. Catharines	8 5	22 6	79 0	100	60	Jos. Goodwin, Toronto, Ont.
††111,782 <i>Nellie G. Thurston</i>	New Westminster	4 2	9 0	41 1	8	5	The British Columbia Transport Co., Ltd., London, Eng.
103,938 <i>Nellie H.</i>	Chatham, N.B.	2 5	5 6	20 8	3	2	Edward Miller and H. R. Arnett, J. O., Gaspé, Que.
94,846 <i>Nellie S.</i>	Windsor, Ont.	2 7	6 5	35 0	5	3	Geo. Sutherland, Essex Centre, Ont.
107,467 <i>Nellie T.</i>	Lindsay	7 8	13 0	71 0	43	40	Michael Dovey, Lindsay, Ont.
131,091 <i>Nellie Viola</i>	Shelburne	3 6	7 4	27 4	5	3	John T. McKenzie, M. O., Jordan Ferry, N.S.
130,888 <i>Nelovar</i>	Victoria	4 0	7 6	35 3	9	6	Laurence L. Adamson, Sidney, B.C.
130,513 <i>Nelvara</i>	Vancouver	7 0	14 7	78 4	64	44	F. C. Wade, Vancouver, B.C.
88,667 <i>Nelson</i>	Chatham, N.B.	5 5	26 5	134 4	496	312	A. F. McLennan, Sydney, N.S.
96,987 <i>Nelson</i>	New Westminster	6 2	20 7	107 0	150	97	Canadian Pacific Railway Co., Montreal, Que.
130,990 <i>Neophyte</i>	Chatham, N. B.	2 8	8 8	32 6	11	8	The Navigation Syndicate Ltd., Nordin, N.B.
92,762 <i>Neptune</i>	Quebec	10 7	20 5	73 4	118	80	John Breakley, Quebec, Que.
130,633 <i>Neptune</i>	St. John, N.B.	5 4	14 2	50 6	30	20	Robert Thomson, et al., St. John, N.B.
103,255 <i>Neveid</i>	St. John, N.B.	5 3	15 0	52 0	32	22	J. W. Smith, St. John, N.B.
126,616 <i>Nevke</i>	Prince Rupert	5 3	15 0	52 0	32	22	Wallace Fisheries, Ltd., Vancouver, B.C.

† Formerly "King Ben." †† Formerly a sailing vessel.

ALPHABETICAL LIST of Canadian Registered Steam Vessels on Registry Books &c.—Continued.

LISTE ALPHABÉTIQUE des vapeurs canadiens inscrits sur les registres, etc.—Suite.

Official Number. Numero officiel.	Name of Ship. Nom du navire.	Port of Registry. Port d'enregistrement.	Where Built. Lieu de construction.	Length in feet and 10ths. Longueur en pieds et 10es.	Breadth in feet and 10ths. Largeur en pieds et 10es.	Depth in feet and 10ths. Profondeur en pieds et 10es.	Gross Tonnage. Tonnage brut.	Registered Tonnage. Tonnage enregistré.	H. P. of Engines and Mode of Propulsion. Puissance des machines en C. V. et mode de propulsion.	Owner or Managing Owner, and Address. Armateur ou propriétaire géant et adresse.
121,951	Nettie B.	Port Stanley	Port Stanley, Ont.	37 7	11 8	4 3	12	9	4½ sc	The F. T. James Co., Ltd., Toronto, Ont.
125,894	New Delta	Vancouver	Vancouver, B.C.	57 8	15 0	6 4	73	49	9 sc	Gilbert W. Brewster, et al., Ladner, B.C.
126,255	New Success	Chatham, N.B.	Burnt Church, N.B.	78 0	26 0	5 0	77	34	11 pa.	James Anderson, Burnt Church, N.B.
	New York	Montreal	Sorel, Que.	126 1	23 0	8 2	311	143		H. A. Chillas, Nicolet, Que.
121,765	New Zealand	Vancouver	Heriot Bay, B.C.	34 8	11 0	4 0	19	13	1½ sc	Mrs. Helen Bull, Heriot Bay.
111,813	Newera	Vancouver	Vancouver, B.C.	52 5	13 6	5 6	56	37	9 sc	Wm. T. Cotxford, Salt Spring Island, B. C.
110,697	Newington	Vancouver	Hull, G.B.	115 3	21 0	11 5	193	61	58 sc	The Minister of Marine and Fisheries, Ottawa, Ont.
130,482	Newnaid	New Westminster	Steveston, B.C.	31 4	8 7	3 9	7	5	1 sc	Butterfield, Muckie & Co., Ltd., New Westminster, B. C.
126,413	Newminko	Toronto	Gravenhurst, Ont.	84 0	16 5	5 7	128	81	13 sc	Asa Lee Casselman, et al., J.O., Port Carling, Ont.
125,470	Newona	Montreal	WallSEND, G.B.	250 3	43 0	22 5	2,179	1,401	205 sc	Canada Atlantic Transit Co., Montreal, Que.
85,761	Newport	Montreal	Georgeville, Que.	47 0	12 0	6 0	12	8	20 sc	H. H. Caswell, Newport, Vt., U.S.A.
126,215	Nezko	Vancouver	North Vancouver, B.C.	37 1	9 8	4 0	12	8	1½ sc	William H. Braim, North Vancouver, B. C.
*53,589	Niagara	Port Arthur	Glasgow, G.B. re-built.	159 0	21 1	10 4	396	215	28 sc	The Lake Coast Trading Co., Ltd., Port Arthur, Ont.
122,169	Nidge	Vancouver	Vancouver, B.C.	63 7	14 3	7 0	58	39	16 sc	Vancouver Island Power Co., Ltd. Victoria, B.C.

* Formerly "Druid."

SESSIONAL PAPER No. 21b

111,948	Night Hawk.....	New Westminster ..	1902	New Westminster, B.C.	42 0	7 5	3 5	10	7	8 sc ..	The Edmonton Logging Co., Ltd., New Westminster, B.C.
117,106	Nightingale	Kenora	1905	Kenora, Ont.	33 0	7 0	3 8	5	3	1 sc ..	Thomas Duffresne, Kenora, Ont.
103,383	Nile	Deseronto	1870	Battersen, Ont.	90 1	19 1	6 0	95	49	20 sc ..	D. Smith, Ottawa, Ont.
103,957	Nile	Montreal	1894	Sorel, Que.	71 1	11 1	4 0	23	19	22 sc ..	The Minister of Public Works, Ottawa, Ont.
107,086	Nilka	Ottawa	1897	Ottawa, Ont.	24 8	5 7	1 8	1	1	4 sc ..	John Jolicœur, <i>et al.</i> , Ottawa, Ont.
130,905	<i>Nimipkisk</i>	Vancouver	1912	North Vancouver, B.C.	51 2	13 5	5 4	27	18	23 sc ..	The Packers Steamship Co., Ltd., Vancouver, B.C.
90,524	Nina	Chatleau, Ont.	1889	Rondeau, Ont.	32 0	9 4	4 8	11	9	10 sc ..	J. Cooper, Chatham, Ont.
116,770	Nina	Toronto	1903	21 5	6 7	2 5	3	2	1 sc ..	Mrs. Awanath A. Ghanville, Oshawa, Ont.
103,377	Ninsongis	Winnipeg	1894	Sincore, Ont.	45 0	11 6	5 5	7	5	3 pa ..	A. F. D. MacGachon, Winnipeg, Man., and W. A. Weir, Kenora, Ont., J. O. Robert, J. Sproat, Vancouver, B.C.
122,328	<i>Nisobe</i>	Vancouver	1905	Vancouver, B.C.	20 7	5 9	2 8	2	1	3 sc ..	Albert Robertson, Nipigon, Ont.
117,090	Nipigon	Collingwood	1908	Collingwood, Ont.	56 8	9 6	7 0	36	24	6 sc ..	Muskoka Lakes Navigation & Hotel Co., Ltd., Toronto, Ont. Gust. Alto, Sumbury B.C.
92,443	Nipissing	Toronto	1887	Gravenhurst, Ont.	125 0	21 0	7 6	275	207	23 pa ..	Robt. J. Stacord, Milford Bay, Ont.
126,787	<i>Nishita</i>	New Westminster ..	1908	Steveston, B.C.	38 5	9 3	3 0	8	6	13 sc ..	The Kandolph Macdonald Co., Ltd., Toronto, Ont.
†103,682	Niska	Toronto	1897	Milford Bay, Ont.	36 0	8 0	3 8	9	6	3 sc ..	Harry and Percy Publicover, Bland- ford, N.S. Thomas Robson, Fenelon Falls, Ont.
130,373	Nitche	Peterboro	1911	Hastings, Ont.	39 0	11 0	6 0	19	13	7 sc ..	The French River Boom Co., Ltd., Toronto, Ont.
130,955	<i>No-foe</i>	Launenburg	1912	Little Fancok, N.S.	43 6	10 8	6 9	16	15	3 sc ..	W. C. Edwards, Kookland, Ont.
107,465	Nobly	Lindsay	1883	Peterborough, Ont.	25 0	5 5	2 2	2	1	1 sc ..	Gerald W. and William M. Binks, J. O. Montreal, Que. Hugh A. Urquhart, Vancouver, B.C.
100,025	Noeros	Toronto	1887	Tamarac Island, Ont.	45 0	11 5	5 2	20	14	7 sc ..	The Minister of Public Works, Ottawa, Ont.
*100,937	Nokomis	Ottawa	1887	Morristown, N. Y., U.S.A.	55 6	10 0	3 9	25	17	— sc ..	H. Bell-Irving, Vancouver, B.C.
121,970	<i>Nomad</i>	Kingston	1906	Boston, Mass., U.S.A.	48 0	10 5	5 0	19	13	23 sc ..	Standard Fisheries, Ltd., Vancouver, B.C.
126,745	Nooka	Vancouver	1910	North Vancouver, B.C.	40 0	10 3	5 0	19	13	1 sc ..	
71,269	Nora	Montreal	1886	Deseronto, Ont.	50 0	9 6	4 0	28	19	3 sc ..	
100,208	Nora	Vancouver	1889	Port Essington, B.C.	45 0	10 5	5 0	19	13	2 sc ..	
122,377	Nora	Vancouver	1907	Port Guichen, B.C.	45 1	11 7	4 6	21	17	5 sc ..	

† Formerly "Wawonaissa." * Formerly "Gipsy."

ALPHABETICAL LIST of Canadian Registered Steam Vessels on Registry Books, &c.—Continued.

LISTE ALPHABÉTIQUE des vapeurs canadiens inscrits sur les registres, etc.—Suite.

Official Number. Numéro officiel.	Name of Ship. Nom du navire.	Port of Registry. Port d'inscription.	Built Cons- truit en	Where Built. Lieu de construction.	Length in feet and 10ths. Longueur en pieds et 10es.	Breadth in feet and 10ths. Largeur en pieds et 10es.	Depth in feet and 10ths. Profondeur en pieds et 10es.	Gross Tonnage. Tonnage brut.	Registered Tonnage. Tonnage enregistré.	H.P. of Engines and Mode of Propulsion. Puissance des machines en C.V. et mode de propulsion	Owner or Managing Owner, and Address. Armateur ou propriétaire, gérant, et adresse.
122,327	Nora	Vancouver	1906	Port Madison, Wash., U.S.A.	35 0	11 4	3 8	13	9	½ sc.	Gerald F. Paine, Vancouver, B.C.
103,380	Nora	Winnipeg	1895	Kenora, Ont.	11 0	11 1	3 7	20	14	1 sc.	D. L. Mather, Kenora, Ont.
122,501	Nora Cecina	Vancouver	1907	Vancouver, B.C.	22 3	6 1	2 5	2	1	½ sc.	William B. Barwis, Vancouver, B.C.
122,147	Nora J.	Barrington	1907	Yarmouth, N.S.	51 0	12 4	5 0	19	13	8 sc.	James C. McGray, Cape Island, N.S.
112,044	Nord	Quebec	1902	Peribonca, Que.	62 2	15 2	4 5	56	38	3 sc.	André Donaldson, Peribonca, Que.
126,080	Norenska	Vancouver	1908	Vancouver, B.C.	29 6	8 0	3 0	5	3	½ sc.	Walter V. Bainbridge, Point Grey, B.C.
97,108	Norfolk	Port Harwell	1907	Collingwood, Ont.	62 0	14 0	6 6	32	22	10 sc.	Frederick W. Doty, Goderich, Ont.
107,244	Normansell	New Westminster	1890	Maple Ridge, B.C.	29 0	6 3	2 8	5	3	1 sc.	S. T. Teece, New Westminster, B.C.
88,323	North	Quebec	1886	Levis, Que.	132 4	25 2	9 3	289	182	30 ps.	The Quebec & Levis Ferry Co., Ltd., Quebec, Que.
96,911	North King	Kingston	1868 1891	Montreal, Que. Kingston, Ont.	175 0	43 0	10 0	873	499	500 ps.	Lake Ontario & Bay of Quinté Steam- boat Co., Ltd., Kingston, Ont.
107,614	North River	Ottawa	1899	Kippewa, Que.	50 2	18 0	4 0	22	11	20 ps.	McLachlin Bros., Ltd., Arnprior, Ont.
**107,725	North Vancouver Ferry No. 1.	Vancouver	1900	Vancouver, B.C.	73 4	20 1	6 7	104	71	19 sc.	North Vancouver City Ferries, Ltd., Vancouver, B.C.
†116,784	North Vancouver Ferry No. 2.	Vancouver	1904	Vancouver, B.C.	113 2	28 5	12 5	544	370	32½ sc.	North Vancouver City Ferries, Ltd., Vancouver, B.C.

** Formerly "North Vancouver." † Formerly "St. George."

SESSIONAL PAPER No. 21b

130,447	North Vancouver Ferry No. 3	Vancouver	Vancouver	B.C.	145 0	29 1	12 4	1176	792	42 sc	North Vancouver City Ferries, Ltd., Vancouver, B.C.
117,105	Northern Belle	Ottawa	Ottawa	Ont.	104 0	21 6	7 6	222	169	30 sc	French River & Nipissing Navigation Co., Ltd., Sturgeon Falls, Ont.
110,941	Northern Light	Kenora	Kenora	Ont.	32 0	9 0	4 0	17	12	½ sc	G. H. Draper, Kenora, Ont.
† 126,108	Northern Masen-ger	Lunenburg	Lunenburg	N.S.	44 8	12 0	7 0	17	17	3¼ sc	The Royal National Mission to Deep Sea Fishermen, London, Eng.
122,607	Northland Light	Kenora	Kenora	Alta.	122 0	22 0	4 5	148	94	5 pa	Northern Transportation Co., Ltd. Athabasca Landings, Alberta.
122,608	Northland Sun	Kenora	Kenora	Alta.	103 0	17 0	4 5	132	83	3 pa	Northern Transportation Co., Ltd. Athabasca Landings, Alberta.
96,937	Northumberland	Charlottetown	Charlottetown	C. B.	220 0	33 1	20 4	1,255	519	350 sc	The Charlottetown Steam Nav. Co., Ltd., Charlottetown, P.E.I.
130,792	Nortonian	Vancouver	Vancouver	B.C.	47 5	12 5	4 6	26	18	3 sc	Vancouver Power Co., Ltd., Vancouver, B.C.
122,011	Norway Belle	Ottawa	Ottawa	Que.	66 7	25 8	4 7	46	42	1 pa	Archibald MacFarlane, Bristol, Que.
83,364	Nosbonsing	Ottawa	Ottawa	Ont.	56 6	11 8	4 6	25	19	8 sc	J. R. Booth, Ottawa, Ont.
130,604	Nowitka	Victoria	Victoria	B.C.	80 5	19 0	3 5	113	62	4 pa	The Columbia River Lumber Co., Ltd., Golden, B.C.
126,029	Near	Sydney	Sydney	N.S.	29 0	9 2	3 7	9	8	4 sc	Fardano, J. McFarlane, Baddeck, N.S.
a 116,993	No. 14	Ottawa	Ottawa	Ont.	121 3	21 7	19 0	396	269	17½ sc	The Minister of Marine and Fisheries, Ottawa, Ont.
b 116,994	No. 15	Ottawa	Ottawa	Ont.	121 3	21 7	19 0	396	269	17½ sc	The Minister of Marine and Fisheries, Ottawa, Ont.
c 121,469	No. 18	Ottawa	Ottawa	Norwa	86 5	17 0	9 1	91	38	35 sc	The Minister of Marine and Fisheries, Ottawa, Ont.
124,261	Number 26	Quebec	Quebec	G. B.	68 9	15 1	8 1	49	28 sc	The Dalhousie Lumber Co., Ltd., Dalhousie, N.B.
126,918	Nunida	Halifax	Halifax	N.S.	38 0	11 2	5 5	14	12	½ sc	John Mackenzie, Indian Harbour, N.S.
107,302	Nyanza	Windsor	Windsor	N.S.	76 5	21 3	8 2	83	49	17 sc	Bathurst Lumber Co., Ltd., Bathurst, N.B.
100,403	Nynoca	Hamilton	Hamilton	Ont.	72 0	11 0	5 0	51	35	7 sc	G. F. Beaumont, et al., J. O., Toronto, Ont.
112,171	Nymph	Toronto	Toronto	Ont.	72 6	11 8	4 0	84	57	14 sc	Peter Campbell, Gravenhurst, Ont.
130,651	O. U. Buffalo	Chatham	Chatham	N.B.	31 6	10 0	5 0	10	6	2½ sc	J. D. Irving, Fectouche, N.B.
126,851	O. Paul	Sorel	Sorel	Que.	61 0	15 4	6 5	57	26	20 sc	Joseph Paul, Sorel, Que.
130,500	Oak Leaf	Halifax	Halifax	N.S.	67 8	14 8	7 5	394	28	1½ sc	Norman B. Fiebel, Bayside, N.S.

f Formerly "Schwalke." a Formerly "Laucher." b Formerly "Anticosti." c Formerly "South East Shore No. 18" and "Palken."

ALPHABETICAL LIST of Canadian Registered Steam Vessels on Registry Books, &c.—Continued.

LISTE ALPHABÉTIQUE des vapeurs canadiens inscrits sur les registres, etc.—Suite.

Official Number. Numéro officiel.	Name of Ship. Nom du navire.	Port of Registry. Port d'enregistrement.	Built — Con- struit — en	Where built. Lieu de construction.	Length in feet and 10ths. Longueur en pieds et 10 ^{es} .	Breadth in feet and 10ths. Largeur en pieds et 10 ^{es} .	Depth in feet and 10ths. Profondeur en pieds et 10 ^{es} .	Gross Tonnage. Tonnage brut.	Registered Tonnage. Tonnage enregistré.	H.P. of Engines and Mode of Propulsion. Puissance des machines en c.v. et mode de propulsion.	Owner or Managing Owner, and Address. Armateur ou propriétaire gérant, et adresse.
121,819	<i>Oakesella</i>	Digby.....	1909	Digby, N.S.....	23 3	6 3	3 3	5	3	7½ sc...	Mrs. Ella M. Dunham, Digby, N.S.
94,914	<i>Ocean Lily</i>	Southampton.....	1887	Port Elgin, Ont.....	29 0	7 0	3 0	3	2	4 sc...	Edward Brooks, Red Bay, Ont.
†98,845	<i>Oceana</i>	Toronto.....	1891	Dumbarton, G.B.....	531 0	54 8	17 9	7815	4278	1254 sc.	Barnard, Atlantic Steamship Co., Ltd., Toronto, Ont.
116,684	<i>Ocelot</i>	Richibucto.....	1908	Richibucto, N.B.....	37 0	10 0	5 0	13	11	½ sc...	William E. Forbes, Richibucto, N.B.
130,248	<i>Ocolad</i>	Liverpool.....	1912	Liverpool, N.S.....	30 8	8 2	4 5	15	11	1½ sc...	James C. Bartling, Liverpool, N.S.
‡126,284	<i>Oconee</i>	St. John, N.B.....	1908	Oromocto, N.B.....	71 5	15 0	5 0	111	70	6 pa...	Suburban Steamship Co., Ltd., Browns Fiat, N.B.
111,460	<i>Ogenia</i>	Winnipeg.....	1901	Selkirk, Man.....	55 5	11 5	4 5	29	14	2 sc...	Dominion Fish Co., Ltd., Winnipeg, Man.
†94,931	<i>Ogemah</i>	Port Hope.....	1889	Lindsay, Ont.....	85 0	15 0	5 0	72	45	45 pa...	Trent Valley Navigation Co., Ltd., Bobcaygeon, Ont.
126,232	<i>Ojistoh</i>	St. John, N.B.....	1908	St. John, N.B.....	29 2	7 1	4 2	6	4	½ sc...	Fred. A. Dykeman, St. John, N. B.
131,151	<i>Ohamel</i>	Vancouver.....	1912	Ruby Creek, B.C.....	30 0	7 0	3 0	5	3	½ sc...	Alexander Forrest, Ruby Creek, B.C.
116,281	<i>Ohm</i>	Halifax.....	1902	Dartmouth, N.S.....	24 5	5 2	3 0	2	2	4 sc...	Walter S. DeBlois, Halifax, N.S.
112,068	<i>Ojibawaya</i>	Peterborough.....	1902	Coneastota, N.Y., U.S.A.....	16 2	4 4	1 7	1	1	1 sc...	Mrs. F. A. Price, Mississauga, Ont.

† Formerly "Scot"

‡ Formerly "Stella Marion."

† Formerly "Alice Ethel."

SESSIONAL PAPER No. 21b

122,378	Okanagan	1907	Okanagan Landing, B.C.	193 2	32 3	7 7	1,078	679	32 pa...	Canadian Pacific Ry. Co., Montreal, Que.
102,305	Okenaz	1902	Winnipeg, Man.	20 5	5 5	2 7	4	3	4 se...	The Superintendent General of Indian Affairs, Ottawa, Ont.
130,908	Olallio	1912	North Vancouver, B.C.	72 6	16 9	7 4	80	51	19 se...	The Packers Steamship Co., Ltd., Vancouver, B.C.
107,441	Old Pioneer	1898	Vancouver, B.C.	39 5	8 0	4 0	10	7	1 se...	A. J. Mangold, London, Eng.
126,798	Oldmaid	1910	Steveston, B.C.	35 0	10 3	5 0	14	7	1 1/2 se	Hatterfield, MacKie & Co., Ltd., New Westminster, B.C.
100,043	Olsa	1896	Brookville, Ont.	33 0	8 5	4 0	5	4	7 se...	Johm McLaren, Brookville, Ont.
116,277	Olive	1903	Dartmouth, N.S.	62 0	14 3	6 0	35	24	40 se...	The Whitman Fish Co., Ltd., Canso, N.S.
107,623	Olive	1899	Niemen, B.C.	72 0	12 5	3 5	71	45	4 pa...	Canada Fish Products Ltd., 39 Old Broad St., London, Eng.
103,433	Olive	1895	North Bay, Ont.	25 6	6 0	3 0	2	1	4 se...	C. W. Leach, et al., North Bay, Ont.
130,611	Olive M.	1911	Victoria, B.C.	78 0	22 2	10 0	131	71	21 se...	Vancouver Island Towing Co., Ltd., Vancouver, B.C.
122,175	Ombabika	1906	Lake Nepigon, Ont.	70 0	15 0	6 0	76	51	10 1/2 se...	Revillon Bros., Ltd., Montreal, Que.
107,932	Omega	1900	Lake Bennett, B.C.	98 8	21 0	5 2	127	86	13 se...	Wm. C. Robinson, Lake Bennett, B.C.
126,248	Omineca	1909	Victoria, B.C.	137 5	31 4	5 4	583	380	17 pa...	John William Stewart, Vancouver, B.C.
107,101	On Time	1896	Ballard, Wash., U.S.A.	38 0	10 0	4 4	11	4	2 se...	James Pope, Port Harvey, B.C.
121,708	Ona	1887	Hamilton, Ont.	36 0	9 5	3 5	9	6	3/4 se...	Bertram Yates, Penetang, Ont.
92,382	Onaganoh	1887	Kingston, Ont.	47 2	10 0	3 9	19	13	12 se...	H. Fraser, Port Cockburn, Ont.
*88,623	Onaping	1870	Saginaw South, Mich., U.S.A.	120 0	19 0	7 6	256	174	300 se...	John Charlton, Lynedoch, Ont.
116,835	Onareca	1904	Ganaoquo, Ont.	29 6	5 4	2 7	2	2	4 se...	Wm. J. Reid, Ganaoquo, Ont.
126,712	Onawana	1909	The Range, N.B.	52 7	13 0	5 2	30	20	13 se...	Arthur V. Rowan, M.O. Fredericton, N.B.
130,833	Ondot	1912	Proctor, B.C.	59 0	12 0	5 5	30	20	9 1/2 se...	Fred Cogle, Proctor, B.C.
103,798	Onetta	1899	Loecheport, N.S.	52 2	12 3	5 3	15	10	13 se...	Freeman Payzant, Loecheport, N.S.
*90,562	Ongiara	1885	Toronto, Ont.	90 5	18 4	5 4	98	64	80 se...	The Niagara Navigation Co., Ltd., Toronto, Ont.
94,885	Ontario	1890	Owen Sound, Ont.	237 0	41 3	14 9	1,615	1,018	300 pa...	Canadian Pacific Railway Co., Montreal, Que.
83,371	Ontario	1881	Walker's Point, Ont.	43 5	8 4	3 8	11	8	6 se...	R. Walker, M.O., Township of Wood, Ont.

* Formerly "W. H. Pringle" and "International." † Formerly "Queen City."

ALPHABETICAL LIST of Canadian Registered Steam Vessels on Registry Books, &c.—Continued.

LISTE ALPHABÉTIQUE des vapeurs canadiens inscrits sur les registres, etc.—Suite.

Official Number. Numéro officiel.	Name of Ship. Nom du navire.	Port of Registry. Port d'enregistrement.	Built Construit en	Where Built. Lieu de construction.	Length in feet and 10ths. Longueur en pieds et 10 ^{es} .	Breadth in feet and 10ths. Largeur en pieds et 10 ^{es} .	Depth in feet and 10ths. Profondeur en pieds et 10 ^{es} .	Gross Tonnage. Tonnage brut.	Registered Tonnage. Tonnage enregistré.	H.P. of Engines and Mode of Propulsion. Puissance des machines en c.v. et mode de propulsion.	Owner or Managing Owner, and Address. Armateur ou propriétaire géant, et adresse.
125,983	Ontario No. 1	Montreal	1907	Toronto, Ont.	317 0	54 2	18 7	5,146	3,229	292 sc.	The Ontario Car Ferry Co., Ltd., Montreal, Que.
116,707	Ontaritzé	Quebec	1902	Indian Cove, Que.	43 2	9 4	4 4	18	12	3 sc.	Harold Kennedy, Quebec, Que.
111,973	Onward	Southampton	1902	Kincardine, Ont.	57 0	12 0	6 0	22	15	3 sc.	John McGaw, Kincardine, Ont.
126,249	Oobaly	Victoria	1909	Vancouver, B.C.	49 6	10 5	6 0	23	13	3½ sc.	Frank S. Barnard, Victoria, B.C.
126,100	Oose River	St. Catharines	1909	Dumville, Ont.	45 0	10 0	2 5	16	13	½ sc.	Charles Ross, Port Maitland, Ont.
126,402	Opeongo	Ottawa	1909	Arnprior, Ont.	101 5	21 3	6 5	121	77	54 pa.	McLachlin Brothers, Ltd., Arnprior, Ont.
130,886	Operator	Victoria	1912	Tete-Jeune Cache, B. C.	141 7	34 8	5 2	698	439	15 pa.	John W. Stewart, Vancouver, B.C.
112,173	Ophit	Toronto	1902	Parry Sound, Ont.	41 8	9 4	4 0	11	8	1 sc.	Milton Pearce, Parry Sound, Ont.
122,531	Ophir	Vancouver	1907	Vancouver, B.C.	91 4	24 0	8 2	212	139	16 sc.	Lincoln Steamship Co., Ltd., Vancouver, B.C.
103,914	Ora	Victoria	1898	Isake Bennett, B.C.	79 5	16 0	4 3	101	64	3 pa.	Edward J. Smyth, Victoria, B.C.
117,128	Ora	Kingston	1905	Kingston, Ont.	34 0	6 0	3 3	4	3	1½ sc.	Arthur F. Macnee, Kingston, Ont.
90,768	Orcadia	Port Arthur	1888	Goderich, Ont.	54 3	14 0	5 2	23	16	3 sc.	Victor Pelletier and Peter Deslaurier, J.O., Port Arthur, Ont.
100,947	Orcadia	Port Arthur	1894	Collingwood, Ont.	52 0	11 8	5 8	26	18	8 sc.	John Bowman, Rosspport, Ont.
122,379	Oraozia	Vancouver	1907	Vancouver, B.C.	26 9	8 0	3 4	7	5	1½ sc.	Delbert Becker, Vancouver, B.C.
126,241	Ordonex	Victoria	1909	Victoria, B.C.	35 5	9 0	4 6	10	4	1½ sc.	David H. Bale, Victoria, B.C.

SESSIONAL PAPER No. 21b

116,270	Oriana.....	Toronto.....	1903	Buffalo, N.Y., U.S.A....	79 0	15 0	9 0	68	46	16 sc...	Strochlan Johnston, Toronto, Ont.
111,610	Orillia.....	New Westminster.....	1901	New Westminster, B.C....	36 0	8 2	3 0	12	9	1 sc...	Samuel C. Smith, Vernon, B.C.
1121,893	Orinoco.....	Liverpool.....	1906	Lockeport, N.S.....	32 5	12 7	6 1	15	13	1/2 sc...	Gilbert S. Smith, M.O., Hunt's Point, N.S.
92,431	Oriole.....	Toronto.....	1885	Gravenhurst, Ont.....	75 0	11 5	4 4	75	48	4 sc...	The Muskoka Lakes Navigation & Hotel Co., Ltd., Toronto, Ont.
88,378	Oriole.....	Vancouver.....	1885	Victoria, B.C.....	27 5	7 0	3 5	4	3	1 sc...	G. J. Blackman, Vancouver, B.C.
116,932	Orion.....	Victoria.....	1904	Christiana, Norway.....	94 1	17 4	10 6	109	22	42 sc...	The Canadian North Pacific Fisheries, Ltd., Victoria, B.C.
112,148	Oriska.....	Kingston.....	1903	Kingston, Ont.....	38 8	8 1	3 3	6	4	3 sc...	Wm. Morris, Toronto, Ont.
107,235	Orleans.....	Quebec.....	1898	Lévis, Que.....	118 0	28 0	2 9	293	183	52 sc...	La Compagnie Maritimée Industrielle de Lévis, Que.
130,807	Orloma.....	Vancouver.....	1910	Vancouver, B.C.....	40 0	10 1	5 0	17	12	2 sc...	John J. Hanfield, Vancouver, B.C.
116,693	Oro.....	Kenora.....	1898	Hamilton, Ont.....	25 8	6 0	2 8	2	1	1 sc...	Grace Mining Co., Ltd., Ridgeway, Ont.
105,040	Orontes.....	Vancouver.....	1885	Beverley, G.B.....	111 5	21 0	11 5	178	76	60 sc...	Wallace Fisheries, Ltd., Vancouver, B.C.
126,404	Orevil.....	Ottawa.....	1909	Carleton Place, Ont.....	34 6	8 0	4 0	7	5	3/4 sc...	John Cunningham, Gaudette, Que.
103,908	Oscat.....	Victoria.....	1897	Victoria, B.C.....	81 0	21 0	7 0	95	61	8 sc...	Steamer "Oscar" Ltd., Victoria, B.C.
122,619	Oscar C.....	Kingston.....	1908	Kingston, Ont.....	47 8	10 9	5 0	18	9	2 1/2 sc...	James B. Oliver, Magog, Que.
107,138	Osprey.....	Godorich.....	1902	Godorich, Ont.....	72 4	15 1	6 8	42	28	17 sc...	James Purvis, Gore Bay, Ont.
97,016	Osprey.....	St. Catharines.....	1895	Port Robinson, Ont.....	32 0	9 6	3 2	6	4	6 sc...	Charles Britton, Halleybury, Ont.
107,488	Ossifrage.....	Chatham, Ont.....	1886	West Bay City, Mich., U.S.A.	161 6	27 8	9 0	622	363	54 sc...	Wm. Ball, Chatham, Ont.
130,326	Ossos.....	Kingston.....	1911	Kingston, Ont.....	60 3	9 6	4 8	24	15	9 ac...	John H. Willmott, Beaumaris, Ont.
126,959	Ostata.....	Victoria.....	1910	Muskogon, Mich., U.S.A.	25 0	7 2	3 3	5	3	1 1/2 sc...	Alan Blackburn, Georges Harbour, B.C.
111,890	Otonabee.....	Peterboro.....	1907	Peterboro, Ont.....	111 2	24 0	5 6	136	87	21 sc...	Wm. Fuller, Peterboro, Ont.
130,380	Ott.....	Peterborough.....	1910	Hastings, Ont.....	34 0	8 2	3 0	9	6	2 1/2 sc...	Albert Scriver, Hastings, Ont.
94,628	Ottawa.....	Ottawa.....	1888	Ottawa, Ont.....	56 6	13 6	5 8	21	14	50 sc...	The Minister of Public Works, Ottawa, Ont.
163,050	Ottawa.....	Ottawa.....	1887	Arnprior, Ont.....	26 0	6 3	2 0	1	1	1 sc...	H. F. McLaughlin and Claude McLaughlin, J.O., Arnprior, Ont.
116,650	Ottawan.....	Ottawa.....	1901	Ottawa, Ont.....	108 0	24 0	6 2	311	157	17 sc...	Ottawa Forwarding Co., Ltd., Ottawa, Ont.

† Formerly a sailing vessel.

ALPHABETICAL LIST of Canadian Registered Steam Vessels on Registry Books, &c.—Continued.

LISTE ALPHABÉTIQUE des vapeurs canadiens inscrits sur les registres, etc.—Suite.

Official Number. Numéro officiel.	Name of Ship. Nom du navire.	Port of Registry. Port d'enregistrement.	Built—Construct en.	Where built. Lieu de construction.	Length in feet and 10ths. Longueur en pieds et 10es.	Breadth in feet and 10ths. Largeur en pieds et 10es.	Depth in feet and 10ths. Profondeur en pieds et 10es.	Gross Tonnage. Tonnage brut.	Registered Tonnage. Tonnage enregistré.	H. P. of Engines and Mode of Propulsion. Puissance des machines en G. V. et mode de propulsion.	Owner or Managing Owner, and Address. Armateur ou propriétaire gérant, et adresse.
121,911	Otter.....	Kenora.....	1905	Kenora, Ont.....	40 0	10 0	4 0	16	11	1 sc..	The Armstrong Trading Co., Ltd., Portage la Prairie, Man.
111,662	Otter.....	Montreal	1899	Longueuil, Que.....	24 9	7 8	3 1	3	2	1 sc..	R. J. Durley, Montreal, Que.
103,632	Otter.....	Ottawa.....	1895	Kippewa, Que.....	48 2	16 0	3 6	21	12	20 pa..	Alex. Lumsden, Ottawa, Ont.
107,832	Otter	Victoria.....	1900	Victoria, B.C.....	128 0	24 5	11 0	366	232	24 sc..	Canadian Pacific Railway Co., Mon- treal, Que.
130,924	Ouananiche	Montreal.....	1912	Lacaine, Que.....	36 5	9 7	4 6	12	8	2 sc..	Donald W. Ross, Jr., Westmount, Que.
92,392	Outlet Queen.....	Kingston	1888	Warburton, Ont.....	43 3	9 4	3 6	18	12	5 sc..	Wm. Black, Belleville, Ont.
103,951	Ovide	Montreal	1897	Sorel, Que.....	57 9	13 9	2 4	17	10	1 pa..	Joseph Paul, Sorel, Que.
131,167	Ovita.....	Lunenburg.....	1912	Tancook, N.S.....	49 2	13 5	7 0	24	23	1½ sc..	Gustavus Henneberry, M.O., Sam- bro, N.S.
130,425	Owasisa	St. Andrews, N.B.....	1910	Campobello, N.B.....	33 5	9 5	4 2	8	6	1½ sc..	Harry S. Jackson, Wilson's Beach, N.B.
133,704	Owasco.....	Vancouver.....	U.S.A.....	40 0	11 0	5 5	18	16	¾ sc..	Charles F. Perry, Vancouver, B.C.
†122,306	Owen	Victoria	1901	Tacoma, Wash., U.S.A.....	56 5	17 3	6 2	44	30	10 sc..	Marion Tug Boat Co., Ltd., Victoria, B.C.
103,238	Owl (The).....	Montreal	1887	Georgeville, Que.....	32 9	7 3	2 9	4	3	1 sc..	L. J. Courties, Courties, Ont.
122,351	Owlet.....	Montreal.....	1907	Kingston, Ont.....	43 6	11 0	4 7	16	11	¾ sc..	Hugh C. Walkem, Montreal, Que.

†Foreign name "Marion."

	1905	Port Clyde, N.S.	53 2	17 2	5 5	44	28	8 se	
117,047 Oiyama.....	Barrington.....								Barrington & Cape Island Steam Ferry Co., Ltd., Barrington, N.S.
130,703 P. D. Q.....	Vancouver.....	1911 Vancouver, B.C.....	22 8	6 6	3 0	3	2	3 se	Richard C. Spinks, Vancouver, B.C.
126,061 P. M. A.....	Charlottetown.....	1906 Egmont Bay, P. E. I.	37 5	12 5	5 2	15	12	1 se	Philip M. Arsenault, St. Chrysostome, P. E. I.
130,249 P. W. D. No. 7.....	Liverpool.....	1872 Renfrew, G. B.....	130 0	20 0	11 0	232	47	27 se	The Minister of Public Works, Ottawa, Ont.
92,286 P. S. Hiesorth.....	Owen Sound.....	1887 Owen Sound, Ont.....	66 0	16 0	6 0	45	31	30 se	W. J. Bell, Sudbury, Ont.
130,429 Page.....	St. Andrews.....	1912 Deer Island, N.B.....	59 0	16 2	8 7	39	27	2 se	Comors Bros., Ltd., Blacks Harbour, N. B.
† 130,800 Papiounga.....	Port Arthur.....	1885 Cleveland, O., U.S.A.....	292 0	40 8	21 0	2517	1565	191 se	The Canadian Northwest S.S. Co., Ltd., Port Arthur, Ont.
110,649 Pandosia.....	St. John, N. B.....	1900 Port Glasgow, G. B.....	339 6	48 1	23 5	3,326	2,165	290 se	Steamship Pandosia Co., Ltd., Rothesay, N. B.
126,148 Panua.....	Sorel.....	1908 Sorel, Que.....	31 5	6 3	3 0	3	2	2½ se	J. J. Crete, Grand Piles, Que.
*100,756 Pappoose.....	Windsor, Ont.....	1893 Pointé, Ont.....	71 5	18 3	5 7	57	39	4 se	Alfred H. Clarke, Windsor, Ont.
116,323 Parrsboro.....	Parrsboro.....	1903 Parrsboro, N.S.....	63 9	17 7	7 0	57	26	20 se	Pugsley's Shipping Ltd., Eatonville, N.S.
103,641 Parthia.....	Kingston.....	1896 Garden Island, Ont.....	126 8	38 3	7 1	198	81	47 pa	The Calvin Co., Ltd., Garden Island, Ont.
‡100,234 Pastimo.....	Halifax.....	1885 Halifax, N.S.....	69 7	20 3	6 5	68	46	18 se	A. G. Hefler, Halifax, N.S.
111,751 Pastime.....	Kenora.....	1901 Kenora, Ont.....	42 0	7 0	3 2	15	11	1 se	Young Men's Christian Association, Winnipeg, Man.
116,947 Pathfinder.....	Kenora.....	1903 Prince Albert, Sask.....	66 0	12 5	4 0	23	16	1½ pa	Richard Deacon, Prince Albert, Sask.
126,624 Pathmaker.....	Vancouver.....	1908 Vancouver, B.C.....	28 5	7 4	3 5	4	3	1½ se	Ernest S. Wilbrand, Vancouver, B.C.
116,415 Patsy.....	Victoria.....	1868 Gabriola Island, B.C.....	33 5	8 2	3 9	7	5	1 se	Peter Newberg, Nanaimo, B.C.
116,611 Paulino.....	Dawson.....	1907 White Horse, Y.T.....	85 5	15 5	3 5	145	91	2 pa	Side-Streams Navigation Co., Ltd., Dawson, Y.T.
111,801 Paulino Hickler.....	Amherstburg.....	1892 Buffalo, N.Y., U.S.A.....	59 6	16 6	5 2	51	26	8 se	John C. Mallen, Amherstburg, Ont.
111,168 Pawnee.....	Sydney.....	1890 Athens, N.Y., U.S.A.....	115 8	23 9	5 7	107	65	150 se	Cape Faxon Electric Co., Ltd., Sydney, N.S.
126,279 Paystreak.....	New Westminster.....	1909 New Westminster, B.C.	126 5	26 4	4 9	382	201	9 pa	Royal City Navigation Co., Ltd., New Westminster, B.C.
121,777 Peace River.....	Winnipeg.....	1905 Fort Vermilion, Alta.....	110 0	24 0	4 5	292	181	6 pa	Hudson's Bay Co., London, Eng.
136,303 Peach.....	Vancouver.....	1910 Vancouver, B.C.....	39 6	10 4	5 3	18	12	2 se	George H. Deighton, Van Andra, B.C.

† Foreign name "Corona." * Formerly "Chub." ‡ Formerly a sailing vessel.

ALPHABETICAL LIST of Canadian Registered Steam Vessels on Registry Books, &c.—Continued.

LISTE ALPHABÉTIQUE des vapeurs canadiens inscrits sur les registres, etc.—Suite.

Official Number. Numéro officiel.	Name of Ship. Nom du navire.	Port of Registry. Port d'enregistrement.	Built Construit en	Where Built. Lieu de construction.	Length in feet and 10ths. Longueur en pieds et 10 ^{es} .	Breadth in feet and 10ths. Largeur en pieds et 10 ^{es} .	Depth in feet and 10ths. Profondeur en pieds et 10 ^{es} .	Gross Tonnage. Tonnage brut.	Registered Tonnage. Tonnage enregistré.	H.P. of Engines and Mode of Propulsion. Puissance des machines et mode de propulsion.	Owner or Managing Owner, and Address. Armateur ou propriétaire géant et adresse.
107,872	Pearl	Jindsay	1899	Bobcaygeon, Ont.	35 0	7 2	3 0	6	4	6 sc	James Lewis, Bobcaygeon, Ont.
116,406	Pearl	Victoria	1901	Vancouver, B.C.	29 7	7 7	3 0	3	2	1 sc	G. Stanley Harris, Pender Island, B.C.
90,803	Pearl	New Westminster	1884	Seattle, Wash., U.S.A.	62 4	14 5	3 4	75	54	30 pa.	John H. Lowe, Vancouver, B.C.
83,420	Pearl	Port Hope	1885	Peterborough, Ont.	30 0	7 5	2 2	8	5	5 sc	H. Calcutt, Peterborough, Ont.
112,170	Pearl	Toronto	1902	Parry Sound, Ont.	35 0	7 9	2 5	6	4	1 sc	Robt. G. Aird, Parry Sound, Ont.
122,321	Pearl	Vancouver	1907	Vancouver, B.C.	22 0	7 7	3 4	4	3	½ sc	James S. Emerson, Vancouver, B.C.
126,683	Peel	Montreal	1909	Sorel, Que.	91 5	22 1	10 7	205	117	46 sc	The Minister of Public Works, Ottawa, Ont.
111,953	Peerless	New Westminster	1904	New Westminster, B.C.	92 0	20 5	9 5	128	89	39 sc	Westminster Towing & Fish Co., Ltd., New Westminster, B.C.
85,314	Peerless	New Westminster	1881	Kamloops, B.C.	133 0	25 5	5 0	307	256	75 pa.	John A. Mara, M.O. Kamloops, B.C.
97,282	Peerless	Sydney	1884	Athens, N.Y., U.S.A.	90 0	20 0	6 0	94	81	30 sc	Cape Breton Electric Co., Ltd., Sydney, N.S.
107,328	Polkin	Liverpool	1900	Moser's River, N.S.	90 4	18 5	7 5	85	50	65 sc	Murdock McKinnon, et al., Montague, P.E.I.
103,434	Pembroke	Ottawa	1895	Pembroke, Ont.	104 5	28 2	6 6	194	122	30 pa.	The Upper Ottawa Improvement Co., Ltd., Ottawa, Ont.
117,006	Pender	Vancouver	1904	Vancouver, B.C.	33 7	9 7	5 2	16	11	1 sc	Brooks-Scanlon-O'Brien Co., Ltd., Vancouver, B.C.
111,914	Penetang	Toronto	1901	Owen Sound, Ont.	82 0	16 5	9 8	100	64	21 sc	Firstbrook Box Co., Ltd., Toronto, Ont.

SESSIONAL PAPER No. 21b

116,698	Pennsylvania	Montreal	1901	Cleveland, O., U.S.A.	158 0	35 4	8 4	428	379	6 sc	St. Lawrence Transportation Co., Ltd., Toronto, Ont.
111,987	Penny	Vancouver	1896	Seattle, Wash, U.S.A.	25 0	6 8	2 9	3	2	6 sc	H. H. Hayden, Vancouver, B.C.
96,994	Penitence	New Westminster	1890	Okanagan Lake, B.C.	70 0	16 0	6 0	50	34	4 sc	B. Lequime, M.O., Kelowna, B.C.
* 100,531	Percy Gunn	Yarmouth	1892	Montreal, N.S.	77 0	17 1	6 6	80	56	13½ sc	Hugh Gunn & Son Ltd., Yarmouth, N.S.
92,379	Péri	St. John, N.B.	1888	Rothsay, N.B.	38 4	8 9	2 8	12	8	15 sc	A. H. FitzRandolph, Fredericton, N.B.
100,470	Paribonca	Quebec	1892	Roberval, Que.	90 0	21 8	6 2	179	113	28 pa.	Benjamin A. Scott, Quebec, Que.
130,700	Permyne	Vancouver	1911	Vancouver, B.C.	34 0	8 4	4 0	8	5	½ sc	Perry L. Hogg, Vancouver, B.C.
107,826	Perth	Victoria	1890	Upper Columbia River, B.C.	49 8	10 0	2 6	6	4	1 sc	Robert Miller, Golden, B.C.
100,309	Pete Gorman	Port Arthur	1892	Saginaw, Mich., U.S.A.	76 0	19 8	10 0	65	37	13 sc	The Great Lakes Dredging Co., Ltd., Port Arthur, Ont.
103,828	Petit Démon	Pasphebae	1910	Bonaventure, Que.	27 6	9 4	3 6	7	5	1½ sc	Angus McLean, Montreal, Que.
120,652	Petit Jean	Sorel	1906	Montreal, Que.	35 0	10 4	7 3	17	11	2 sc	Jean Jacques Crevy, Grandes Piles, Que.
122,225	Petit St. Laurent	Montreal	1904	Grande Merq, Que.	38 9	8 7	3 1	10	7	1 sc	Joseph A. Poiré and Arthur St. Laurent, J.O., Grande Merq, Que.
103,863	Petrel	Halifax	1898	Halifax, N.S.	29 5	8 5	3 5	6	4	5 sc	J. N. Hume, Halifax, N.S.
96,917	Petrel	Kingsston	1892	Collin's Bay, Ont.	129 2	26 3	9 6	316	199	80 sc	Collin's Bay Rafting & Forwarding Co., Kingsston, Ont.
103,040	Petrel	Ottawa	1892	Owen Sound, Ont.	116 0	22 0	10 3	192	98	50 sc	The Minister of Marine and Fisheries, Ottawa, Ont.
121,974	Petrel	Victoria	1906	Victoria, B.C.	86 4	17 0	12 3	134	58	23 sc	The Minister of Public Works, Ottawa, Ont.
122,176	Pewabic	Port Arthur	1906	Laque Nepigon, Ont.	48 0	12 0	5 0	29	20	8 sc	The Nepigon Construction Co., Ltd., Nepigon, Ont.
126,669	Phantom	Shelburne	1911	Shelburne, N.S.	35 0	6 9	4 1	8	5	2 sc	Fredrick D. Parker, Wolfville, N.S.
‡ 126,932	Phaeton	Victoria	1899	New Whatcom, Wash, U.S.A.	53 5	12 1	6 0	28	18	10 sc	Sydney A. Smith, Vancouver, B.C.
116,837	Phoebe	Kingsston	1904	Kingston, Ont.	40 6	8 4	3 3	11	7	2 sc	John H. Whitton, Beaumaris, Ont.
111,571	Phenix	Toronto	1900	Huntsville, Ont.	50 0	11 2	4 8	29	20	7 sc	Huntsville Lake of Bays & Lake Simcoe Nav. Co., Ltd., Huntsville, Ont.
† 103,480	Phenix	Vancouver	1896	Ballard, Wash, U.S.A.	75 7	16 0	6 0	87	54	11 sc	The British Columbia Cannng Co., Victoria, B.C.
130,749	Phryne	Vancouver	1911	North Vancouver, B.C.	47 2	11 8	6 0	24	16	2½ sc	H. A. Hibbison, Vancouver, B.C.
116,380	Phyllis	Port Arthur	21 0	5 4	2 5	2	1	½ sc	L. Walsh and W. C. Dalton, J.O., Port Arthur, Ont.

* Formerly "Westport." † Foreign name "Petrol." ‡ Formerly "Clayoquot."

ALPHABETICAL LIST of Canadian Registered Steam Vessels on Registry Books, &c.—Continued.

LISTE ALPHABÉTIQUE des vapeurs canadiens inscrits sur les registres, etc.—Suite.

Official Number. Numéro officiel.	Name of Ship. Nom du navire.	Port of Registry. Port d'enregistrement.	Built — Construit — en	Where built. — Lieu de construction.	Length in feet and 10ths. Longueur en pieds et 10es.	Breadth in feet and 10ths. Largeur en pieds et 10es.	Depth in feet and 10ths. Profondeur en pieds et 10es.	Gross Tonnage. Tonnage brut.	Registered Tonnage. Tonnage enregistré.	H.P. of Engines and Mode of Propulsion. Puissance des machines et mode de propulsion.	Owner or Managing Owner, and address. — Armateur ou propriétaire gérant, et adresse.
130,274	Phyllis Williams.	Winnipeg	1911	Selkirk, Man.	103 0	21 5	8 0	164	112	31 sc.	Lake Winnipeg Shipping Co., Ltd., Winnipeg, Man.
116,381	Pickett.	Port Arthur	1887	Brooklyn, N.Y., U.S.A.	75 0	13 0	6 0	45	30	14 sc.	E. J. Nuttall and A. S. Nuttall, J. O., Port Arthur, Ont.
	Pierrepont	Kingston	1871	Kingston, Ont.	123 0	18 8	7 1	252	153	3 1/2 pa.	St. Lawrence River Steamboat Co., Ltd., Kingston, Ont.
125,991	Pikouagami	Quebec	1906	Roberval, Que.	65 4	17 6	3 5	57	36	3 1/2 pa.	Geo. Lindsay, Tp. of Taillon, Que.
88,294	Pilgrim.	Quebec	1884	St. Nicholas, Que.	122 0	22 4	7 4	262	165	32 pa.	H. S. Folger, Kingston, Ont.
88,308	Pilot.	Quebec	1884	Lévis, Que.	109 9	32 5	13 7	427	269	75 sc.	The Quebec & Lévis Ferry Co., Ltd., Quebec, Que.
116,439	Pilot.	Vancouver	1897	25 0	6 5	2 8	2	2	6 sc.	Charles G. Johnson, Vancouver, B.C.
111,790	Pilot.	Victoria	1902	Pilot Bay, B.C.	31 0	7 4	3 2	8	5	1 sc.	The Yale Columbia Lumber Co., Ltd., Nelson, B.C.
107,109	Pilot.	Victoria	1898	Chemainus, B.C.	127 5	24 8	12 0	279	148	90 sc.	Vancouver Island Towing Co., Ltd., Victoria, B.C.
116,289	Pioneer	Charlottetown	1904	Mahone Bay, N.S.	41 4	10 8	5 2	15	11	1 1/2 sc.	Michael W. Keating, Charlottetown, P.E.I.
112,306	Pioneer.	Winnipeg	1902	Ninette, Man.	60 0	13 0	3 5	16	8	3 1/2 sc.	Pacific Lake Steamboat & Trading Co., Ltd., Ninette, Man.
75,913	Pioneer.	Kingston	1879	Napanee, Ont.	49 0	15 2	4 6	28	19	14 sc.	H. C. Rothwell, Kingston, Ont.
126,926	Plessis	Quebec	1910	Lauzon, Que.	120 6	34 0	15 5	559	338	87 sc.	Lévis Ferry, Ltd., Lévis, Que.
*116,683	Ploom.	Chatham, N.B.	1903	Richibucto, N.B.	36 0	11 0	5 0	14	10	2 sc.	Michael J. Jimmo, Jr., Escommae, N.B.

* Formerly a sailing vessel.

131,152	Phlunger	Vancouver	1912	Vancouver, B.C.	55 7	17 0	7 8	57	38	11	sc.	Beyrhardt T. Brynolson, Vancouver, B. C.
116,565	Focabontas	Montreal	1904	North Hatley, Que.	68 5	16 5	5 0	56	33	12	sc.	J. G. Sampson, North Hatley, Que.
130,897	Point Ellice	Victoria	1911	North Vancouver, B.C.	79 6	20 0	11 6	163	69	47	sc.	The Minister of Public Works, Ottawa, Ont.
130,917	Point Grey	Vancouver	1912	North Vancouver, B.C.	93 4	22 3	14 5	238	162	62	sc.	The Minister of Public Works, Ottawa, Ont.
126,930	Polana	Quebec	1911	Kingston, Ont.	107 3	23 0	12 6	296	86	54	sc.	The Minister of Agriculture, Ottawa, Ont.
85,759	Polaris	Quebec	1883	Lévis, Que.	118 5	31 4	16 5	533	336	189	sc.	The Quebec & Lévis Ferry Co., Ltd., Quebec, Que.
111,494	Pole Nord	Quebec	1899	Quebec, Que.	29 6	7 0	3 5	4	3	5	sc.	Joseph M. Kousseau, Quebec, Que.
122,475	Pollux	Ottawa	1907	Toronto, Ont.	66 0	22 0	5 2	88	23	3 1/2	pa.	The Upper Ottawa Improvement Co., Ltd., Ottawa, Ont.
126,920	Polly N. S.	Halifax	1911	Little Tanook, N.S.	35 7	7 8	3 2	8	6	1/2	sc.	George Fournier, Halifax, N.S.
116,334	Pontiac	Ottawa	1903	Simcoe, Ont.	40 0	16 0	3 6	15	9	20	pa.	Peter Whelan, Ottawa, Ont.
100,687	Popcum	New Westminster	1894	Popcum, B.C.	50 6	12 0	3 5	13	8	1	pa.	W. Knight, Popcum, B.C.
126,332	Porcher	Vancouver	1909	Vancouver, B.C.	28 5	7 6	3 0	7	5	1/2	sc.	Ernest Easthope, Vancouver, B.C.
126,885	Port Douglass	Vancouver	1908	Vancouver, B.C.	32 8	9 4	4 0	13	9	2	sc.	Brooks Scanlan Lumber Co., Ltd., Vancouver, B.C.
90,765	Port Elgin Queen	Goderich	1886	Port Elgin, Ont.	52 4	14 4	6 3	37	25	35	sc.	Wm. Gillies, Ltd., Tp. of St. Edmund, Bruce Co., Ont.
126,203	Port Mellon Flier	Vancouver	1908	Vancouver, B.C.	37 7	10 8	4 8	15	10	1 1/2	sc.	George E. Gates, Vancouver, B. C.
130,850	Port Mann No. 1	Vancouver	1911	Vancouver, B.C.	40 0	9 0	4 6	13	9	1 1/2	sc.	Arthur H. Bewell, Vancouver, B. C.
131,146	Port Moody	Vancouver	1911	Vancouver, B.C.	31 0	8 6	3 2	11	7	1 1/2	sc.	Alexander M. Leitch and George Taylor, Vancouver, B.C.
122,390	Port Simpson	Victoria	1908	Victoria, B. C.	136 6	30 4	5 4	607	379	15	pa.	Hudson's Bay Company, London, Eng.
126,014	Port Wade	Annapolis Royal	1909	Weymouth, N.S.	43 0	12 0	5 0	17	13	1 1/2	sc.	Jacob E. Keans, M.O., Port Wade, N.S.
121,922	Portneuf	Quebec	1906	St. Joseph de Lévis, Que.	59 0	15 7	5 7	39	26	15	sc.	Alfred John Lalonde, Kingston, Ont.
94,798	Powerful	Richibucto	1900	Rexton, N.B.	54 0	11 0	2 6	29	18	20	sc.	J. & F. Jardine, Ltd., Rexton, N.B.
103,557	Préfontaine	Montreal	1896	Sorel, Que.	292 0	30 6	8 0	899	533	56	sc.	Joseph M. Malo, Montreal, Que.
112,166	Premier	Chatham, N. B.	1903	Chatham, N.B.	38 0	10 4	4 8	9	6	6	sc.	A. F. Pently, M.O., Chatham, N.B.
122,444	Premier	St. John, N.B.	1907	Clifton, N.B.	64 9	21 6	4 7	56	35	4 1/2	pa.	John Russell, jr., St. John, N.B.

ALPHABETICAL LIST of Canadian Registered Steam Vessels on Registry Books, &c.—Continued.

LISTE ALPHABÉTIQUE des vapeurs canadiens inscrits sur les registres, etc.—Suite.

Official Number. Numéro officiel.	Name of Ship. Nom du navire.	Port of Registry. Port d'enregistrement.	Built — Construit en	Where Built. Lieu de construction.	Length in feet and 10ths. Longueur en pieds et 10es.	Breadth in feet and 10ths. Largeur en pieds et 10es.	Depth in feet and 10ths. Profondeur en pieds et 10es.	(Gross Tonnage. Tonnage brut.	Registered Tonnage. Tonnage enregistré.	H. P. of Engines and Mode of Propulsion. Puissance des machines en c. v. et mode de propulsion.	Owner or Managing Owner, and Address. Armateur ou propriétaire géant, et adresse.
* 92,735	Premier.....	Toronto.....	1888	Hamilton, Ont.....	130 0	25 2	9 0	337	219	40 sc... St. Joe Island & Sault Line, Ltd., Sault Ste. Marie, Ont.	
122,343	Prima.....	Toronto.....	1898 (1906)	Toronto, Ont.....	34 0	7 8	3 5	8	5	1 sc... The Upper Ontario Steamboat Co., Ltd., New Liskeard, Ont.	
107,594	Primrose.....	Owen Sound.....	1899	Owen Sound, Ont.....	53 0	11 0	5 0	23	16	9 sc... Mrs. E. E. McInnis, Meaford, Ont.	
94,990	Primrose.....	Toronto.....	1890	Toronto, Ont.....	140 2	28 2	6 8	189	119	42 pa... The Toronto Ferry Co., Ltd., Toronto, Ont.	
112,294	Primrose.....	Winnipeg.....	1902	Peterboro, Ont.....	37 0	8 4	4 0	9	.6	1 sc... The Hudson's Bay Co., London, Eng.	
117,197	Prince.....	Kenora.....	1905	Kenora, Ont.....	27 0	6 0	3 0	3	2	1 sc... Neil Brunsel, Kenora, Ont.	
†† 99,584	Prince Albert.....	Prince Rupert.....	1892	Hull, G.B.....	232 0	30 0	14 1	1,015	587	170 sc... The Grand Trunk Pacific Development Co., Ltd., Montreal, Que.	
§ 107,349	Prince Albert.....	Yarmouth.....	1901	Shelburne, N.S.....	97 0	20 0	8 4	127	64	24 sc... The Dominion Atlantic Railway Co., London, Eng.	
.....	Prince Alfred.....	Kingston.....	1867	Brockville, Ont.....	60 2	10 8	5 0	20	10 Mrs. S. E. Miller, Gore Bay, Ont.	
110,131	Prince Arthur.....	Yarmouth.....	1898	Hull, G.B.....	290 5	38 0	16 5	2,041	700	716 sc... The Boston & Yarmouth Steamship Co., Ltd., Montreal, Ont.	
80,955	Prince Edward Ferry.....	Pictou, Ont.....	1885	Deseronto, Ont.....	50 8	18 4	3 0	18	12	12 pa... Wm. Powles, Pictou, Ont.	
110,003	Prince George.....	Yarmouth.....	1898	Hull, G.B.....	290 5	38 0	16 5	2,040	714	716 sc... The Boston & Yarmouth Steamship Co., Ltd., Montreal, Que.	
† 126,476	Prince Ito.....	Halifax.....	1900	Kinderdyk, Holland.....	159 3	28 0	10 2	473	321	243 sc... Wm. J. Poupore, Montreal, Que.	

* Formerly "Lincoln" and "Greyhound." †† Formerly "Bruno." § Formerly "Messenger." † Formerly "Triton"

SESSIONAL PAPER No. 216

1910	1853	29 6	10 9	905	540	103 se.	The Grand Trunk Pacific Development Co., Ltd., Montreal, Que.
1909	28 8	9 0	3 0	4	3	1 se.	Thorsten M. Orwig, Port Essington, B.C.
1909	73 6	18 8	8 2	72	39	21 se.	The W. J. Pomors, Co., Ltd., Montreal, Que.
1908	219 0	43 0	19 5	1,908	1,172	176 se.	The Kingston Shipping Co., Ltd., Kingston, Ont.
1896	165 0	26 0	17 7	512	252	90 se.	The Minister of Marine and Fisheries, Ottawa, Ont.
1872	141 9	22 4	7 8	527	298	— pa.	The Central Railway of Canada, Montreal, Que.
1910	290 5	46 1	15 0	3,061	1,910	613 se.	Canadian Pacific Railway Co., Montreal, Que.
1911	290 6	46 1	14 3	3,069	1,904	610 se.	Canadian Pacific Railway Company, Montreal, Que.
1903	193 4	37 4	15 2	1,290	635	124 se.	Canadian Pacific Railway Co., Montreal, Que.
1908	339 0	46 7	23 7	3,841	1,999	795 se.	Canadian Pacific Railway Company, Montreal, Que.
1907	195 1	38 2	22 6	1,368	827	75 se.	Canadian Pacific Railway Co., Montreal, Que.
1879 1888	67 7	13 0	4 2	26	18	25 se.	A. Smallman, Dundee, Que.
1910	210 0	40 1	14 0	1,697	1,011	191 se.	Canadian Pacific Railway Co., Montreal, Que.
1888	249 0	33 2	17 7	1,717	892	150 se.	Canadian Pacific Ry. Co., Montreal, Que.
1902	270 0	32 1	11 0	1,168	535	150 se.	Canadian Pacific Ry. Co., Montreal, Que.
1907	238 0	40 0	16 6	1,997	981	177 se.	Canadian Pacific Railway Co., Montreal, Que.
1911	245 2	41 1	21 0	2,320	1,466	182 se.	Canadian Pacific Ry. Co., Montreal, Que.
1910	30 9	10 1	3 9	12	8	1 ½ se.	Canadian Explosives Ltd., Montreal, Que.
1897	53 2	9 2	4 6	20	11	15 se.	Mrs. Emma Mickle, Gravenhurst, Ont.
1900	65 0	14 1	5 2	13	29	13 se.	Canadian Pacific Railway Co., Montreal, Que.
1906	77 6	18 0	8 8	88	60	34 se.	The Progressive Steamboat Co., Ltd., Vancouver, B.C.
1912	57 3	17 0	7 5	55	37	15 ½ se.	The Progressive Steamboat Co., Ltd., Vancouver, B.C.
1912	36 0	8 2	3 6	5	3	1 ½ se.	William Turner, Vancouver, B.C.
1910	62 7	11 3	8 2	66	45	16 se.	The Minister of Public Works, Ottawa, Ont.
1905	27 0	7 7	2 3	8	5	4 se.	John M. Fuller, Vancouver, B.C.

† Formerly "Amethyst." †† Formerly "Habing." ††† Formerly "Alexandra."

ALPHABETICAL LIST of Canadian Registered Steam Vessels on Registry Books, &c.—Continued.

LISTE ALPHABÉTIQUE des vapeurs canadiens inscrits sur les registres, etc.—Suite.

Official Number. Numéro officiel.	Name of Ship. Nom du navire.	Port of Registry. Port d'enregistrement.	Built — Construit en	Where Built. — Lieu de construction.	Length in feet and 10ths. Longueur en pieds et 10 ^{es} .	Breadth in feet and 10ths. Largeur en pieds et 10 ^{es} .	Depth in feet and 10ths. Profondeur en pieds et 10 ^{es} .	Gross Tonnage. Tonnage brut.	Registered Tonnage. Tonnage enregistré.	H.P. of Engines and Mode of Propulsion. Puissance des machines en ch.v. et mode de propulsion.	Owner or Managing Owner, — and Address. — Armateur ou propriétaire gerant, — et adresse.
131,025	Protective.....	Vancouver.....	1912	Vancouver, B.C.....	67 5	17 5	7 6	73	50	19½ sc... The Progressive Steamboat Co., Ltd., Vancouver, B.C.	
111,819	Psyche.....	Vancouver.....	1901	Vancouver, B.C.....	28 4	6 4	2 9	3	2	2 sc... Fred. G. Thulin, Lund, B.C.	
130,554	Paddle Duck.....	Vancouver.....	1910	Vancouver, B.C.....	42 5	9 4	4 4	15	10	1 sc... Harry de Wolfe King, Vancouver, B.C.	
122,463	Puffing Billy.....	Chatham, N.B.....	1903	Shippigan, N.B.....	35 5	10 0	2 5	9	9	1 pa... Joseph H. Taylor, Campbellton, N.B.	
122,073	Puffing Billy.....	Toronto.....	1905	Waubaushene, Ont.....	23 8	5 8	2 9	3	2	½ sc... John Cantley, Mimicoganashene, Ont.	
†112,145	Pukwana.....	Toronto.....	1903	Kingston, Ont.....	54 3	8 9	3 9	14	9	13 sc... John D. McMurich, Toronto, Ont.	
126,136	Pulp.....	Vancouver.....	1909	Vancouver, B.C.....	31 5	9 2	4 0	11	7	2 sc... Ernest Easthope, Vancouver, B.C.	
111,923	Puritan.....	Toronto.....	1901	Holland, U.S.A.....	41 4	6 8	3 0	6	4	... sc... Priscilla Steam Yacht Co., Ltd., Toronto, Ont.	
121,758	Pushit.....	Vancouver.....	1905	Vancouver, B.C.....	32 0	10 0	3 3	12	8	½ sc... William Main, M.O., Vancouver, B.C.	
122,630	Pusher.....	Chatham, N.B.....	1903	Little Branch, N.B.....	28 0	10 0	2 0	15	9	½ pa... Peter England, Chatham, N.B.	
†130,700	Q. J. T.....	Vancouver.....	1907	U. S. A.....	35 0	9 1	3 0	12	8	2½ sc... Quinton J. Trotter, Vancouver, B.C.	
121,780	Qu'Appelle.....	Winnipeg.....	1907	Port Hyman, Sask.....	62 0	17 0	4 0	82	51	10½ sc... Wm. Pearson Co., Ltd., Winnipeg, Man.	

†Formerly "Willowde." † Foreign name "The Bell."

90,899	Quadra	Ottawa	1891	Faisley, G. B.	174 5	31 1	13 6	573	265	120 se	The Minister of Marine and Fisheries, Ottawa, Ont.
\$130,607	Qualicum	Victoria	1904	Philadelphia, Pa., U.S.A.	96 0	22 0	11 9	200	98	42½ se	Canadian Pacific Railway Company, Montreal, Que.
130,750	Quais	Vancouver	1911	Vancouver, B.C.	40 2	11 3	5 3	16	11	1½ se	John L. Green and Raymond A. Woodbridge, J.O., Vancouver, B.C.
**126,639	Quasilla	Vancouver	1906	Seattle, Wash., U.S.A.	33 0	11 8	4 0	13	9	1½ se	John and Wm. L. Ford, Hornby Island, B.C.
130,793	Quathiaski No. 3	Vancouver	1911	Steveston, B.C.	42 7	10 8	4 5	16	11	2 se	Quathiaski Canuting Co., Ltd., Quathiaski Cove, B.C.
131,040	Quathiaski No. 5	Vancouver	1912	Steveston, B.C.	52 7	13 3	6 4	37	25	3½ se	William E. Anderson, Quathiaski Cove, B.C.
96,916	Quebec	Kingston	1867	Bedford Mills, Ont.	110 2	23 4	5 1	108	60	45 se	H. F. Cumming, Cornwall, Ont.
122,405	Quebec	Montreal	1865 1907	Sorel, Que.	311 0	64 1	12 0	3,498	2,013	120 pa.	The Richelieu & Ontario Nav. Co., Montreal, Que.
122,478	Quebec	Ottawa	1907	Carleton Place, Ont.	30 6	7 1	3 0	5	4	1½ se	Teniskaming Navigation Co., Ltd., Mattawa, Ont.
100,688	Queen	New Westminster	1894	Kamloops, B.C.	70 0	12 8	3 6	77	49	4 pa	Mrs. Antoinette LeM. Saucier, Kamloops, B.C.
107,619	Queen	Ottawa	1899	North Bay, Ont.	50 2	9 3	4 8	15	12	8 se	R. Farris, et al., North Bay, Ont.
92,335	Queen	Quebec	1886	Lévis, Que.	117 0	31 6	14 8	367	249	75 se	The Quebec & Lévis Ferry Co., Ltd., Quebec, Que.
*121,980	Queen	Victoria	1883	Seattle, Wash., U.S.A.	69 9	16 8	8 4	71	35	23½ se	The Queen City Trading & Transportation Co., Ltd., Victoria, B.C.
†103,482	Queen City	Victoria	1894	Vancouver, B.C.	116 0	27 0	10 0	391	214	31 se	Canadian Pacific Railway Co., Montreal, Que.
90,567	Queen of the Isles	Toronto	1885	Orillia, Ont.	72 0	11 0	4 3	40	27	15 se	Maskoka Leather Co., Ltd., Toronto, Ont.
126,415	Queen of Temagami	Toronto	1909	Temagami, Ont.	71 5	12 6	6 0	36	25	12 se	Temagami Steamboat & Hotel Co., Ltd., Temagami, Ont.
126,246	Quesnel	Victoria	1909	Quesnel, B.C.	70 0	16 2	3 7	130	77	3 pa	Telesphore Marion, Quesnel, B.C.
107,861	Quick	Dawson	1900 1906	Dawson, Y.T. Teshin Lake, Y.T.	70 0	14 0	3 0	81	76	5 pa	A. F. Dougherty and G. W. Wattenburgh, White Horse, Y.T.
126,457	Quinnat	Vancouver	1909	Port Nelson, B.C.	40 5	11 8	4 7	16	11	2½ se	H. Gill, Irving & Co., Ltd., Vancouver, B.C.
†111,645	Quinto Queen	Kingston	1902	Valleyfield, Que.	99 5	20 9	4 7	203	143	13 se	The Bell Isle Park Co., Ltd., Ottawa, Ont.
130,488	R. H. McPherson	New Westminster	1911	Vancouver, B.C.	49 6	12 0	3 9	19	11	3½ se	St. Mungo Canning Co., Ltd., New Westminster, B.C.
		Goderich	1872	Goderich, Ont.	53 9	11 0	5 9	30	20		Jas. Morrow, Collingwood, Ont.
100,125	R. C. Brittain	Wallaceburg	1877	Toledo, O., U.S.A.	142 2	24 0	8 0	213	149	13 se	Wm. Scott, Wallaceburg, Ont.

§ Formerly a sailing vessel.

† Formerly "Queen City."

** Foreign name "White Wings."

* Formerly "Sala berry."

ALPHABETICAL LIST of Canadian Registered Steam Vessels on Registry Books, &c.—Continued.

LISTE ALPHABÉTIQUE des vapeurs canadiens inscrits sur les registres, etc.—Suite.

Official Number. Numéro officiel.	Name of Ship. Nom du navire.	Port of Registry. Port d'enregistrement.	Built — Construit — en	Where Built. — Lieu de construction.	Length in feet and 10ths. Longueur en pieds et 10es.	Breadth in feet and 10ths. Largeur en pieds et 10es.	Depth in feet and 10ths. Profondeur en pieds et 10es.	Gross Tonnage. Tonnage brut.	Registered Tonnage. Tonnage enregistré.	H.P. of Engines and Mode of Propulsion. Puissance des machines en c.v. et mode de propulsion.	Owner or Managing Owner, and Address. Armateur ou propriétaire gérant, et adresse.
77,716	R. F. Child	Wallaceburg			35 5	8 2	4 0	5	3	3 sc	H. D. Gamble, Toronto, Ont.
†90,544	R. G. A. Weaver	Toronto	{ 1886 1912	{ Buffalo, N.Y., U.S.A. Toronto, Ont.	61 6	17 2	9 0	81	30	3½ sc	Robert Weddell, et al., Trenton, Ont.
* 126,230	R. C. Shaw	Sarnia	1878	Buffalo, N.Y., U.S.A.	40 0	12 0	6 2	28	16	4 sc	Cleveland-Sarnia Saw Mills Co., Ltd., Sarnia Ont.
111,971	R. H. Dobson	Southampton	1902	Goderich, Ont	75 0	14 7	6 9	44	30	14 sc	Dobson & McLeod, Southampton, Ont.
111,853	R. J. Morrell	Owen Sound	1901	Meaford, Ont.	68 0	13 0	6 0	40	27	10 sc	Jas. Pilgrim, Meaford, Ont.
126,630	R. J. Skinner	Vancouver	1909	Vancouver, B.C.	48 0	11 5	5 4	27	18	2½ sc	The Provincial Government of British Columbia, Victoria, B.C.
105,875	R. P. Flower	Montreal	1883	Watertown, N.Y., U.S.A.	56 6	10 5	3 5	22	14	2 sc	V. P. Cantin, Montreal, Que.
116,472	R. R. Call	Chatham, N.B.	1904	Chatham, N.B.	53 6	13 0	5 3	23	16	8 sc	F. J. Allard, Carlton, Que.
130,647	R. R. Foster	Ottawa	1912	Ottawa, Ont.	105 4	22 2	6 6	135	82	4 sc	Rideau Canal Supply Co., Ltd., Ottawa, Ont.
83,154	R. Anglin	Belleville	1869	Kingston, Ont.	97 3	22 9	5 4	97	52	2 sc	Rideau Canal Supply Co., Ltd., Ottawa, Ont.
126,854	R. Paul	Sorel	1911	Sorel, Que.	80 0	18 0	4 6	61	28	2 sc	Alphonse Guertin, St. Charles, (de Richelieu) Que.
100,935	R. Hurdman	Ottawa	1892	Kippewa, Que	103 0	19 7	6 6	93	68	45 sc	A. Lumsden, Ottawa, Ont.
†100,630	Racey	Port Dover	1903	Buffalo, N.Y., U.S.A.	55 0	14 7	7 6	25	17	4 sc	Harry W. Ansley, M.O., Port Dover, Ont.
103,926	Rambow	Peterborough	{ 1898 1909	{ Birdsall, Ont.	90 0	14 0	4 0	56	38	9 sc	Francis Burnett, Birdsall, Ont.
130,951	Rakwana	Lunenburg	1912	Tancook, N.S.	40 2	10 5	5 7	12	11	½ sc	Albert Meisner, Lunenburg, N.S.

† Formerly "Nellie Reid." * Foreign name "Harley." ‡ Foreign name "Planet."

SESSIONAL PAPER No. 21b

	1908	Toronto	Fessertton, Ont.	32 0	8 6	4 0	12	7	3 se	Walter Wm. Carter, Fessertton, Ont.
126,264	Ralph C.	Toronto	Fessertton, Ont.	32 0	8 6	4 0	12	7	3 se	Walter Wm. Carter, Fessertton, Ont.
90,725	Ralph E. S.	Halifax	Mahone Bay, N.S.	56 0	13 2	6 2	28	19	20 se	Mrs. Rosanna Neville, Halifax, N.S.
*116,400	Ralph T. Holcomb	Sarnia	Marine City, Wis., U.S.A.	133 5	30 2	9 2	375	165	42 se	The Edwardsburg Starch Co., Ltd., Montreal, Que.
107,591	Rambler	Owen Sound	Owen Sound, Ont.	48 2	8 8	5 0	6	4	14 se	Wm. J. Spears, Tebermury, Ont.
116,266	Rambler	Toronto	Toronto, Ont.	70 0	10 0	3 5	39	25	10 se	Mrs. Isabelle McKinnon, Toronto, Ont.
117,063	Rambler	Vancouver	Vancouver, B.C.	23 0	6 2	2 6	2	1	3 se	Cyril J. Hauey, Port Hauey, B.C.
121,754	Rambler	Vancouver	Vancouver, B.C.	31 0	10 0	4 6	15	10	1 se	John A. Jones, Vancouver, B.C.
122,157	Rambler	Vancouver	Vancouver	40 6	7 6	4 0	11	7	2 se	Mrs. Harriett Ford, Port Hammond, B.C.
108,655	Rambler	Winnipeg	Kenora, Ont.	46 7	10 4	4 5	26	18	1 se	C. G. Pennock and E. F. Kendall, Kenora, Ont.
‡100,397	Ramona	Brockville	Hamilton, Ont.	77 4	19 0	5 0	102	83	8 se	The Huntsville Lake of Bays & Lake Simcoe Navigation Co., Ltd., Huntsville, Ont.
97,127	Randolph	Quebec	Quebec, Que.	42 2	11 1	4 0	17	4	40 se	Mrs. Sarah C. Malone, Trois Rivières, Que.
103,259	Randolph	St. John, N.B.	St. John, N.B.	38 3	10 3	3 3	9	6	8 se	St. John River Log Driving Co., Fredericton, N.B.
92,395	Ranger	Deseronto	Kingston, Ont.	46 5	10 6	4 3	14	8	25 se	Thomas Walsh, Kenora, Ont.
	Ranger	Port Hope	Lindsay, Ont.	74 0	13 0	5 0	53	40		Geo. Crandell, Lindsay, Ont.
‡116,337	Ranger	Victoria	U.S.A., Victoria, B.C.	58 8	19 0	5 9	53	28	12 se	Victor Jackobson, Victoria, B.C.
94,841	Ranger	Windsor, Ont.	Walkerville, Ont.	44 4	7 5	3 7	8	5	5 se	Wm. Parker, Sandwich, Ont.
122,407	Rapids King	Montreal	Toronto, Ont.	239 0	40 0	9 5	1,801	1,199	155 se	The Richelieu & Ontario Navigation Co., Montreal, Que.
130,418	Rapids Prince	Montreal	Toronto, Ont.	96 6	37 0	8 2	1,384	955	101 se	The Richelieu & Ontario Navigation Co., Montreal, Que.
‡101,254	Rapids Queen	Montreal	Chester, U.S.A.	191 4	33 3	8 8	1,307	770	96 se	The Richelieu & Ontario Navigation Co., Montreal, Que.
117,198	Rat Portage	Kenora	Sorel, Que.	38 5	8 0	3 5	15	10	1 se	The Richelieu & Ontario Navigation Co., Montreal, Que.
126,363	Ray C.	Montreal	Kenora, Ont.	59 4	13 8	4 2	29	14	6 se	Rat Portage Lumber Co., Ltd., St. Boniface, Man.
130,221	Ray Stanton	Kingston	Comwall, Ont.	61 0	13 5	6 3	34	20	8 se	Lyon Cohen, Montreal, Que.
130,569	Rebecca M. L.	Lambertburg	Collingwood, Ont.	41 4	10 3	5 3	12	11	1 se	Grant Pyke, Wolfe Island, Ont.
100,050	Recluse	Brockville	Tancook, N.S.	18 5	8 3	2 1	3	2	2 se	Nathaniel Levy, Little Tancook, N.S.
			New York, N.Y., U.S.A.	18 5	8 3	2 1	3	2	2 se	E. H. Bissett, Brockville, Ont.

* Formerly "Isaac Lincoln." † Formerly "Portia." ‡ Formerly "Wishkah." § Formerly "Brockville," and "Columbian."

ALPHABETICAL LIST of Canadian Registered Steam Vessels on Registry Books, &c.—Continued.

LISTE ALPHABÉTIQUE des vapeurs canadiens inscrits sur les registres, etc.—Suite.

Official Number. — Numéro officiel.	Name of Ship. — Nom du navire.	Port of Registry. — Port d'enregistrement.	Built — Construit en	Where Built. — Lieu de construction.	Length in feet and 10ths. — Longueur en pieds et 10es.	Breadth in feet and 10ths. — Largeur en pieds et 10es.	Depth in feet and 10ths. — Profondeur en pieds et 10es.	Gross Tonnage. — Tonnage brut.	Registered Tonnage. — Tonnage enregistré.	H.P. of Engines and Mode of Propulsion. — Puissance des machines en c. v. et mode de propulsion.	Owner or Managing Owner, — and Address. — Armateur ou propriétaire géralit, — et adresse.
1185,674	Red Fir	Victoria	1884	New Westminster, B.C.	75 0	15 4	6 7	67	45	6 sc	A. D. Munro, et al., Vancouver, B.C.
90,787	Red Star	Victoria	1887	Victoria, B.C.	33 0	9 0	3 0	15	10	2 pa.	M. P. Reid, Kaslo, B.C.
112,303	Red Wing	Winnipeg	1904	Saskirk, Man.	65 0	10 0	7 0	23	16	5 sc	The Superintendent General of Indian Affairs, Ottawa, Ont.
130,902	Redonda	Vancouver	1912	Vancouver, B.C.	31 0	8 7	4 4	10	7	1 sc	Gerald T. Seaton, Vancouver, B.C.
130,709	Reef	Vancouver	1897	Utsalady, U.S.A.	39 6	13 1	4 7	16	11	2 sc	W. Johnston, Vancouver, B.C.
100,654	Reginald	Sarnia	1894	Garden Island, Ont.	129 6	20 0	9 7	265	122	48 sc	The Victoria Lumber Co, Ltd., Toronto, Ont.
121,790	Reina	Ottawa	1905	Hull, Que	30 4	6 8	3 6	4	3	½ sc	Francis St. Louis, Hull, Que.
88,561	Reindeer	Kingston	1884	Kingston, Ont	74 0	17 2	5 3	58	34	11 sc	James Collier, M.O., Fredericksburg, Ont.
*126,603	Reliable	Chatham, N.B.	1901	Wilmington, Del., U.S.A	90 0	23 0	11 0	208	112	68 sc	Northern Dredging & Construction Co., Ltd., Loggville, N.B.
85,281	Reliance	Deseronto	1881	Deseronto, Ont	120 0	23 5	9 0	239	169	134 sc	The Ontario & Quebec Navigation Co., Ltd., Picton, Ont.
97,115	Reliance	Sault Ste. Marie	1892	Collingwood, Ont.	124 0	23 0	11 6	311	182	66 sc	Joseph Ganley, Sault Ste. Marie, Ont
103,166	Reliance	Vancouver	1897	New Westminster, B.C.	54 0	12 4	6 1	36	25	8 sc	Powell River Co., Ltd., Vancouver B.C.
117,114	Reliance	Vancouver	1905	Vancouver, B.C.	26 8	8 6	3 9	10	7	½ sc	D. S. Gray, Vancouver, B.C.
130,650	Reliance C.	Ottawa	1911	Elk Lake, Ont.	47 8	10 2	4 0	19	16	2½ sc.	Joel Laishley, Toronto, Ont., and Wm. Kervin, Callander, Ont., J.O.

* Formerly "American."

† Formerly "Belle."

SESSIONAL PAPER No. 21b

126,836	Renvoyle.....	Toronto.....	1910	Port Glasgow, G.B.....	250 0	42 7	16 3	1,830	176	157 ac...	Canada Interlake Line, Ltd., Toronto, Ont.
88,244	Rescue.....	Sault Ste. Marie.....	1885	Deseronto, Ont.....	62 0	16 0	7 0	52	36	9 ac...	Mrs. Margaret McLean, Sault Ste. Marie, Ont.
††92,573	Rescue.....	Halifax.....		G.B.....	104 0	21 8	7 5	124	84	30 ac...	Wm. McFauridge, Halifax, N.S.
92,439	Rescue.....	Toronto.....	1886	Toronto, Ont.....	41 0	8 7	4 2	7	5	2 ac...	Mrs. Mary C. McMurehy and Alicia C. McMurehy, J.O., Toronto, Ont.
†85,719	Reserve.....	Ottawa.....	1884	Buffalo, N.Y., U.S.A....	61 8	15 3	4 8	49	36	30 ac...	The Minister of Marine and Fisheries, Ottawa, Ont.
126,898	Resort.....	Vancouver.....	1910	North Vancouver, B.C....	45 2	11 8	5 4	23	16	2 ac...	Stehelf Towage Co., Ltd., Vancouver, B.C.
**130,642	Restigouche.....	Ottawa.....	1900	Kinderdyk, Holland....	156 0	33 0	10 2	470	319	60 ac...	The Minister of Public Works, Ottawa, Ont.
117,459	Restless.....	New Westminster.....	1906	New Westminster, B.C....	71 0	17 0	7 0	76	53	16 ac...	The Minister of Marine and Fisheries, Ottawa, Ont.
111,868	Reta.....	Ottawa.....	1902	Britannia, Ont.....	35 5	8 6	2 6	2	1	4 ac...	Charles W. S. Dunn, Grimsby, Ont.
107,689	Retta.....	Lindsay.....	1899	Lindsay, Ont.....	29 0	5 2	2 0	2	1	3 ac...	Joseph Brown, Lindsay, Ont.
111,777	Revelstoke.....	Victoria.....	1902	Nakusp, B.C.....	126 9	22 7	4 3	309	179	10 pas...	Revelstoke Nav. Co., Ltd., Revelstoke, B.C.
122,494	Rex.....	Chatham, N.B.....	1907	Chatham, N.B.....	77 0	19 4	5 5	60	38	10 pas...	John W. Brambley, Chatham, N.B.
116,594	Rex.....	Montreal.....	1893	Brooklyn, N.Y., U.S.A....	59 0	7 0	3 0	13	9	10 ac...	G. F. Benson, Montreal, Que.
122,514	Rex.....	Vancouver.....	1907	Vancouver, B.C.....	38 0	10 0	4 0	14	9	5 ac...	Geo. A. Galiani, Deanna Island, B.C.
122,625	Rexton.....	Chatham, N.B.....	1908	Rexton, N.B.....	61 0	14 0	4 0	35	22	4 pas...	John M. Burns, M.O., Rexton, N.B.
130,457	Rhinogold.....	Vancouver.....	1911	Vancouver, B.C.....	55 0	8 5	1 6	10	7	1½ ac...	Ivan G. Campbell, Vancouver, B.C.
69,613	Rhoda.....	Quebec.....	1874	Lavis, Que.....	131 6	23 0	10 1	182	59	45 pas...	The King Edward Park Co., Ltd., Montreal, Que.
77,576	Rhoda May.....	Montreal.....	1877	Messina, N.Y., U.S.A....	50 0	9 8	4 5	18	12	10 ac...	A. P. Ross, Cornwall, Ont.
117,423	Richmond.....	Sydney.....	1905	Sydney, N.S.....	112 5	18 0	8 3	162	105	20 ac...	The Richmond Steamship Co., Ltd., Sydney, N.S.
126,641	Ride A Wave.....	Port Dover.....	1909	Long Point, Ont.....	27 0	10 0	3 0	6	4	½ ac...	Sheldon E. Cook, Long Point, Ont.
†96,920	Rideau King.....	Kingston.....	1893	Kingston, Ont.....	107 0	23 4	6 0	266	197	12 ac...	The Rideau Lakes Navigation Co., Ltd., Kingston, Ont.
107,742	Rideau Queen.....	Kingston.....	1900	Kingston, Ont.....	108 0	27 3	6 9	351	196	25 ac...	The Rideau Lakes Navigation Co., Ltd., Kingston, Ont.
107,865	Rideout.....	Dawson.....	1898	Stockton, Cal., U.S.A....	150 0	32 0	4 0	278	267	150 pas...	A. J. Saultie, Dawson, Yukon Territory.
111,946	Riffle.....	New Westminster.....	1902	Kamloops, B.C.....	45 0	11 0	3 5	37	23	2 pas...	The Lamb-Watson Lumber Co., Ltd., Arrowhead, B.C.

† Formerly "James Swift."

†† Formerly "Alaska." * Foreign name "Nereus."

†† Formerly H. M. gunboat "Charger."

ALPHABETICAL LIST of Canadian Registered Steam Vessels on Registry Books, &c.—Continued.

LISTE ALPHABÉTIQUE des vapeurs canadiens inscrits sur les registres, etc.—Suite.

Official Number. Numéro officiel.	Name of Ship. Nom du navire.	Port of Registry. Port d'inscription.	Built Construit en	Where Built. Lieu de construction.	Length in feet and 10ths. Longueur en pieds et 10es.	Breadth in feet and 10ths. Largeur en pieds et 10es.	Depth in feet and 10ths. Profondeur en pieds et 10es.	Gross Tonnage. Tonnage brut.	Registered Tonnage. Tonnage enregistré.	H.P. of Engine and Mode of Propulsion. Puissance des machines et mode de propulsion.	Owner or Managing Owner, and Address. Armateur ou propriétaire gérant, et adresse.
97,118	Ripple.....	Collingwood.....	1892	Collingwood, Ont.....	32 0	8 0	3 7	5	4	1 sc...	Peter Chesterfield, Richard's Landing, Ont.
77,968	Ripple.....	Ottawa.....	1878	Hull, Que.....	43 9	8 8	4 6	16	10	14 sc...	W. H. Wylie, Carleton Place, Ont.
116,212	Ripple.....	Quebec.....	1902	Quebec, Que.....	39 6	9 5	4 5	13	9	3 sc...	John S. Thom, Quebec, Que.
112,047	Ripple.....	St. Catharines.....	1902	St. Joseph, Mich., U.S.A.....	15 4	5 3	3 7	2	1	1 1/2 sc...	J. P. Gibbons, Port Colborne, Ont.
66,064	Rival.....	Montreal.....	1873	St. Colombe, Que.....	120 0	23 0	8 4	125	36	60 hp.	Sincennes-McNaughton Line, Ltd., Montreal, Que.
96,894	River Belle.....	Ottawa.....	1891	Chalifeau Ling, Que.....	40 0	8 5	4 5	14	11	20 sc...	Daniel Johnson, Combermere, Ont.
117,126	River View.....	Kingston.....	1903	Pequetang, Ont.....	29 4	7 6	2 9	5	3	1/2 sc...	F. Shipman, Ivy Lea, Ont.
103,335	Rivière du Loup.....	Montreal.....	1873 1895	Sorel, Que.....	104 8	22 7	4 6	199	120	19 hp.	Narcisse Auclair, L'Assomption, Que.
121,732	Roamer.....	Vancouver.....	1905	Vancouver, B.C.....	17 7	5 1	2 1	1	1	1/2 sc...	G. J. Palmer, Vancouver, B.C.
122,360	Rob. G. Weddell.....	Kingston.....	1907	Trenton, Ont.....	66 1	16 0	7 8	45	19	28 sc...	Robert Weddell, Trenton, Ont.
111,585	Rob Roy.....	Peterborough.....	1900 1904	Peterborough, Ont.....	41 9	7 4	3 4	13	10	1/2 sc...	Elijah Windover, Rockcroft, Ont.
111,945	Rob Roy.....	Toronto.....	1899	Pefferslaw, Ont.....	30 0	7 5	3 0	5	3	1 sc...	Norman Bennett, Orillia, Ont.
100,732	Rob Roy.....	Windsor, N.S.....	1892	Mount Denison, N.S.....	52 0	10 2	5 0	14	10	12 sc...	T. W. McKinlay and W. H. McKinlay Mount Denison, N.S.
77,880	Robbie Burns.....	Halifax.....	1876	Dartmouth, N.S.....	72 4	25 0	7 0	89	73	20 sc...	The Halifax Dredging Co., Ltd., Halifax, N.S.

SESSIONAL PAPER No. 21b

129,587	Robert Dollar	Victoria	1911	Fort Glasgow, G.B.	410 3	54 0	27 1	5,356	3,420	257 se.	Dollar Steamship Lines, Ltd., Victoria, B.C.
142,191	Robert Downey	Chatham, Ont.	1893	Buffalo, N.Y., U.S.A.	58 0	14 5	7 0	37	25	8 se.	Charles S. Boone, Toronto Ont.
85,329	Robert Dunsmuir	New Westminster	1883	New Westminster, B.C.	105 0	17 5	6 7	152	96	18 se.	Ocean Falls Co., Ltd., Vancouver, B.C.
130,622	Robert G. Cann	Yarmouth	1911	Shelburne, N.S.	119 0	24 6	9 4	265	112	4 1/2 se.	Hugh Cann & Son, Ltd., Yarmouth, N.S.
107,419	Robert Mackay	Montreal	1899	Lévis, Que.	79 2	17 6	11 9	129	87	13 se.	Haydon Commissioners of Montreal, Montreal, Que.
131,109	Robert R. Rhodes	Montreal	1887	Cleveland, O., U.S.A.	216 3	40 0	18 6	1539	957	80 se.	Franklin B. Hall, Montreal, Que.
125,972	Roberval	Ottawa	1907	Toronto, Ont.	128 9	24 0	9 0	344	157	27 se.	Hall & Eligh, Ltd., Ottawa, Ont.
122,024	Robie M.	Halifax	1907	Liverpool, N.S.	76 6	16 6	7 3	67	31	9 1/2 se.	James W. Langille, Halifax, N.S.
131,154	<i>Robinette</i>	Vancouver	1912	Vancouver, B.C.	33 1	8 1	3 9	9	6	14 se.	Horace Williamson, Vancouver, B.C.
130,458	Roche Point	Vancouver	1910	Vancouver, B.C.	75 5	17 6	8 2	81	55	19 se.	George A. Barrett, Vancouver, B.C.
85,494	Rock	Collingwood	1883	Midland, Ont.	43 6	11 8	6 8	14	10	16 se.	James Anderson, M.O., Midland, Ont.
* 130,419	Rock Ferry	Montreal	1882	Detroit, Mich., U.S.A.	257 0	36 3	18 2	1451	716	90 se.	Fair Haven Transportation & Coal Co., Ltd., Montreal, Que.
107,879	Rockaway	Lindsay	1901	Lindsay, Ont.	36 6	6 5	2 5	7	5	6 pa.	T. H. DeGow, Fencelon Falls, Ont.
107,216	Rockeb.	Winnipeg	1899	Selkirk, Man.	76 0	15 0	6 8	56	24	7 se.	The Northwest Navigation Co., Ltd., Winnipeg, Man.
131,126	Rockland	Ottawa	1912	Roseland, Ont.	76 8	16 8	6 8	75	38	6 1/2 se.	The Hawkesbury Lumber Co., Ltd., Ottawa, Ont.
92,542	Rockpho	Montreal	1885	Sorel, Que.	100 7	29 4	5 2	116	72	26 pa.	Louis Parville, Montreal, Que.
121,774	Roman	Vancouver	1907	Reverley, G.B.	115 0	24 0	12 6	357	149	113 se.	The Packers Steamship Co., Ltd., Vancouver, B.C.
142,348	Rout	Liverpool	1903	Liverpool, N.S.	75 2	19 3	7 5	70	42	16 se.	The Minister of Public Works, Ottawa, Ont.
130,946	<i>Rouault G.</i>	Lanenburg	1911	Lanenburg, N.S.	45 0	11 2	5 6	15	14	3 se.	Clarence Tanner, Black Rocks, N.S.
111,693	Rosa	Montreal	1902	St Hyacinthe, Que.	45 7	12 0	1 6	26	16	4 2 pa.	Mrs. Louisa Blanchard, St. Hyacinthe, Que.
130,928	Rosalie L.	Montreal	1912	Sorel, Que.	61 4	15 7	8 7	74	38	28 se.	The Simpsons-McNaughton Line, Ltd., Montreal, Que.
126,831	<i>Roseland C.</i>	Toronto	1910	Hamilton, Ont.	47 0	9 8	4 4	18	15	3 1/2 se.	John Kiewit, Callander, Ont.
126,451	Rosmond	Belleville	1883	Belleville, Ont.	48 0	9 5	4 9	23	15	15 se.	Jas. F. Camiff, Toronto, Ont.
130,272	Rosmond Bill- ett	Winnipeg	1910	Winnipeg, Man.	163 5	40 7	9 6	679	462	56 se.	Jack Winnipeg Shipping Co., Ltd., Winnipeg, Man.

* Foreign name of Merrimac.

ALPHABETICAL LIST of Canadian Registered Steam Vessels on Registry Books, &c.—Continued.

LISTE ALPHABÉTIQUE des vapeurs canadiens inscrits sur les registres, etc.—Suite.

Official Number. Numéro officiel.	Name of Ship. Nom du navire.	Port of Registry. Port d'enregistrement.	Built Construit en	Where built. Lieu de construction.	Length in feet and 10ths. Longueur en pieds et 10es.	Breadth in feet and 10ths. Largeur en pieds et 10es.	Depth in feet and 10ths. Profondeur en pieds et 10es.	Gross Tonnage. Tonnage brut.	Registered Tonnage. Tonnage enregistré.	H. P. of Engines and Mode of Propulsion. Puissance des machines en c. v. et mode de propulsion.	Owner or Managing Owner, and Address. Armateur ou propriétaire gérant et adresse.
111,655	Rose Emma	Montreal	1900	St. Gabriel de Brandon, Que.	41 6	9 0	4 2	11	7	1 sc	St. Gabriel Lumber Co., Ltd., Montreal, Que.
95,265	Rosedale	Hamilton	1838	Sunderland, G.B.	216 1	35 0	21 1	1,507	977	106 sc	Rosedale Ltd., Hamilton, Ont.
122,422	Rosemary	Halifax	1906	Sable River, N.S.	65 1	14 6	5 9	11	28	8 sc	Mrs. Rosanna Neville, Halifax, N.S.
168,565	Rosenout	Montreal	1896	Hill Quay, G.B.	235 0	41 0	18 4	1,580	989	240 sc	The Montreal Transportation Co., Ltd., Montreal, Que.
122,212	Rosena	Toronto	1906 (1908)	Gregory, Ont.	40 0	8 0	3 0	8	6	2 sc	Charles John Henry Ames, Muskoka, Ont.
111,660	Roseneath	Montreal	1901	Racine, Wis., U.S.A.	20 0	5 5	2 6	1	1	1 sc	François R. F. Brown, Montreal, Que.
131,509	Roseway	Shelburne	1912	Shelburne, N.S.	71 8	17 7	8 1	42	37	1½ sc	The Roseway Fish Co., Ltd., Shelburne, N.S.
100,670	Rosina	Kingston		Cowes, Isle of Wight, G.B.	29 5	6 1	2 8	2	2	8 sc	L. E. Howland, Brockville, Ont.
126,736	Rosina K	Vancouver	1910	North Vancouver, B.C.	56 1	13 0	5 8	33	22	43 sc	Thomas Kiekham, Vancouver, B.C.
80,588	Rosseau	Toronto	1880	Gravenhurst, Ont.	70 0	11 6	5 0	53	36	20 sc	Alfred Mortimer, Mortimer's Point, Muskoka, Ont.
107,142	Rossland	Vancouver	1897	Nakusp, B.C.	133 4	29 1	7 0	884	532	32 pa.	Canadian Pacific Ry. Co., Montreal, Que.
126,737	Roswynne	Vancouver	1909	Vancouver, B.C.	35 0	8 0	3 6	9	6	1 sc	Alex. Ross and John W. Wilson, J.O., Vancouver, B.C.
130,251	Rotundus	Windsor, N.S.	1910	Shelburne, N.S.	92 0	20 6	6 8	123	66	19 sc	SS. Rotundus Co., Ltd., Summerville, N.S.

SESSIONAL PAPER No. 21b

126,528	Rouville	Ottawa	1906	Sorel, Que.	125 0	26 0	14 2	301	144	54 sc	The Minister of Marine and Fisheries, Ottawa, Ont.
121,918	Rover	Kenora	1907	Kenora, Ont.	30 0	10 5	4 0	11	7	1 sc	The Armstrong Trading Co., Ltd., Portage la Prairie, Man.
111,884	Rover	Peterborough	1905	Peterboro, Ont.	40 0	9 5	3 2	19	12	2 pa.	The Dickson Co., Ltd., Peterboro, Ont.
122,518	Rover	Vancouver	1907	Vancouver, B.C.	39 0	11 0	4 8	19	13	1½ sc	Alfred Wallace and Hume B. Babington, J.O., Vancouver, B.C.
97,168	Rover	Victoria	1891	Nanaimo, B.C.	30 0	8 0	3 0	7	4	1 sc	John D. Foreman, Nanaimo, B.C.
130,925	Roady	Montreal	1912	Montreal, Que.	35 0	7 6	4 1	7	5	2 sc	Andrew S. Forman, Montreal, Que.
107,963	Roy	Toronto	1898	Victoria Harbour, Ont.	31 0	8 1	3 7	6	4	1 sc	The Georgian Bay Hotel Co., Ltd., Parry Sound, Ont.
117,081	Roy Mac.	Collingwood	1905	Collingwood, Ont.	44 0	12 0	6 6	23	16	4 sc	M. J. Haney and R. Miller, Toronto, Ont.
116,047	Royal	Midland	1906	Honey Harbour, Muskoka, Ont.	31 4	7 6	3 2	5	3	2 sc	Fred. Earnest, Pluleas and George Crisc, Midland, Ont.
111,966	Royal City	New Westminster		London, G.B.	96 5	12 0	6 5	38	23	20 sc	Metropo Transportation Co., Ltd., Vancouver, B.C.
125,656	Royal Edward	Toronto	1907	Govan, G.B.	526 1	60 2	26 8	11,117	5,659	*14500 sc	Canadian Northern Steamships, Ltd., Toronto, Ont.
125,648	Royal George	Toronto	1907	Govan, G.B.	525 8	60 2	27 0	11,146	5,685	*14500 sc	Canadian Northern Steamships, Ltd., Toronto, Ont.
77,702	Ruby	Brockville	1878	Brockville, Ont.	70 0	15 0	5 0	72	44	36 sc	John Ellison, Port Stanley, Ont.
88,552	Ruby	Kingston	1879	Garden Island, Ont.	23 4	5 6	2 5	2	1	1 sc	Chas. Stewart, Lansdowne, Ont.
116,991	Ruby	Ottawa	1903	Barry's Bay, Ont.	41 6	9 3	4 0	11	9	1 sc	Ontario Grandm Co., Ltd., Toronto, Ont.
116,339	Ruby	Ottawa	1903	Hull, Que.	31 0	7 1	3 0	2	2	4 sc	F. L. Vandusen and A. Mihoe, J.O., Hull, Que.
111,582	Ruby	Peterborough	1893	Peterborough, Ont.	32 0	6 7	3 5	7	5	4 sc	H. E. Ford, Norwood, Ont.
122,148	Ruby L.	Annapolis Royal	1907	Margaretville, N.S.	90 0	20 4	8 6	119	49	16½ sc	The Margaretville Steamship Co., Ltd., Margaretville, N.S.
112,149	Rulo.	Toronto	1903	Kingston, Ont.	47 0	7 3	3 3	9	6	5 sc	Wm. C. Crowther, Toronto, Ont.
126,057	Runabout	Owen Sound		U.S.A.	41 0	8 4	5 0	9	6	1 sc	Frederick Wright, et al., Warton, Ont.
111,990	Rupert	Vancouver	1900	Hong Kong	24 5	6 6	3 6	3	2	1 sc	John R. Reid and James R. Turner, Vancouver, B.C.
93,691	Rupert City	Vancouver	1886	Barrow-in-Furness, G.B.	310 3	38 1	25 2	2535	1640	300 sc	Marine Transportation Co., Ltd., Vancouver, B.C.
103,848	Russell	Ottawa	1896	Rockland, Ont.	79 8	17 0	7 0	76	45	57 sc	W. C. Edwards & Co., Ltd., Rockland, Ont.
100,024	Russell Roque	Toronto	1890 1909	Knobos Point, Ont. Warton, Ont.	65 0	13 0	6 8	39	27	9 sc	Joseph Roque, Killarney, Algoma, Ont.

* Turbines.

† Formerly "Camilla."

‡ Formerly "Elisnore."

ALPHABETICAL LIST of Canadian Registered Steam Vessels on Registry Books, &c.—Continued.

LISTE ALPHABÉTIQUE des vapeurs canadiens inscrits sur les registres, etc.—Suite.

Official Number. Numéro officiel.	Name of Ship. Nom du navire.	Port of Registry. Port d'enregistrement.	Built — Construit en	Where Built. Lieu de construction.	Length in feet and 10ths. Longueur en pieds et 10 ^{es} .	Breadth in feet and 10ths. Largeur en pieds et 10 ^{es} .	Depth in feet and 10ths. Profondeur en pieds et 10 ^{es} .	Gross Tonnage. Tonnage brut.	Registered Tonnage. Tonnage enregistré.	H. P. of Engines and Mode of Propulsion. Puissance des machines en c.v. et mode de propulsion	Owner or Managing Owner, and Address. Armateur ou propriétaire géant, et adresse.
97,133	Rustler	Chatham, N.B.	1891	Newcastle, N.B.	97 4	20 6	4 6	102	64	20 hp.	The Newcastle Steamboat Co., Ltd., Newcastle, N.B.
116,451	Rustler	Vancouver	1903	Vancouver, B.C.	32 0	8 1	4 2	13	9	1 sc.	The British Columbia Tie & Timber Co., Ltd., Vancouver, B.C.
103,649	Ruth	Kingston	1899	Kingston, Ont.	59 5	13 7	7 0	36	18	60 sc.	Wm. Owen, Montebello, Que.
*100,595	Ruth	Quebec	1892	Quebec, Que.	40 0	7 3	3 2	9	6	1 sc.	Quebec & Lake St. John Railway Co., Quebec, Que.
107,428	Ruth M.	Brockville	1909	Brockville, Ont.	41 8	8 8	3 6	9	6	3 sc.	George Marron, Owen Sound, Ont.
126,773	S. and G.	Richibucto	1908	St. Charles, N.B.	33 0	11 2	4 3	10	10	2 sc.	Sylvester Gray, St. Charles, N.B.
117,127	S. & Y.	Kingston	1905	Kingston, Ont.	61 8	11 1	4 0	26	16	1 sc.	The Upper Ontario Steamboat Co., Ltd., New Liskeard, Ont.
126,614	S. B. Grabel	Port Dover	1912	Port Dover, Ont.	61 8	16 8	6 0	40	27	4 sc.	Harry W. Anley, Port Dover, Ont. and Samuel B. Grabel, Burnaby, Ont.
112,177	S. W. Marchmont	Toronto			97 0	16 0	5 5	89	60	2 sc.	E. Bedford and T. E. Hough, Toronto, Ont.
100,497	Sadio	Victoria	1892	Victoria, B.C.	68 0	15 0	8 6	60	34	13 sc.	Victoria Tug Co., Ltd., Victoria, B.C.
122,088	Sadie Elna	Charlottetown	1907	Brae, Lot 9, P.E.I.	30 5	9 8	4 5	9	5	13 sc.	E. Potrel Co., Ltd., Shediac, N.B.
130,580	Sadie Evelyn	Lunenburg	1911	Tancook, N.S.	42 0	10 3	5 6	12	11	2 sc.	Marcus Publicover, Blandford, N.S.

* Formerly "Arizona."

SESSIONAL PAPER No. 21b

126,356	Sadie Hiltz.....	Vancouver.....	Vancouver, B.C.....	38 7	10 1	3 9	17	12	1 1/2	sc...	Herbert S. Hilton, Vancouver, B.C.
126,826	Sadie J. Risser.....	Lunenburg.....	Lunenburg, N.S.....	39 9	10 8	5 3	11	11	1 1/2	sc...	Elijah Risser, M.O., LaHavo Islands N.S.
122,218	Sigano.....	Toronto.....	Toronto, Ont.....	152 0	29 0	9 7	744	420	68	sc...	The Muskoka Lakes Navigation & Hotel Co., Ltd., Toronto, Ont.
69,524	Saginaw.....	Sarnia.....	Port Huron, Mich., U.S.A.....	142 0	25 5	10 0	357	243	150	sc...	Edward A. Booth, Kingston, Ont.
130,520	Saguenay.....	Montreal.....	Govan, G. B.....	275 3	40 0	14 9	2777	1864	177	sc...	The Richelieu & Ontario Navigation Co., Montreal, Que.
112,052	Saida.....	St. Catharines.....	Dunville, Ont.....	32 9	13 6	5 0	14	10	20	sc...	James Crumb, Dumville, Ont.
130,305	St. Alice.....	Vancouver.....	Seattle, Wash., U.S.A.....	74 8	16 3	5 5	56	38	11	sc...	Cyril V. Henson, Vancouver, B.C.
85,691	St. Andrew.....	Chatham, N.B.....	Chatham, N.B.....	92 5	19 3	6 9	77	52	54	sc...	J. B. Snowball Co., Ltd., Chatham, N.B.
122,365	St. Ann.....	Vancouver.....	Vancouver, B.C.....	28 6	8 2	3 6	7	5	3	sc...	George E. Cates, Vancouver, B.C.
71,636	Saint Anne.....	Montreal.....	Montreal, Que.....	72 0	12 0	5 6	25	18	25	sc...	E. A. Hodgson, Hudson, Que.
100,716	St. Anne.....	Montreal.....	Sorel, Que.....	44 1	9 4	3 0	14	10	2	sc...	F. X. Goupeau, Sorel, Que.
107,405	St. Antoine.....	Montreal.....	St. Antoine, Que.....	51 4	8 9	3 4	30	19	10	sc...	Ferdinand Peeteau, St. Antoine, Que.
61,167	Saint Catharine.....	Quebec.....	Buffalo, N.Y., U.S.A.....	37 0	9 0	4 9	12	8	10	sc...	F. Mercier, Beauport, Que.
112,074	St. Charles.....	Peterborough.....	Peterborough, Ont.....	42 0	10 0	3 7	26	18	2	sc...	Alfred Macdonald, Peterborough, Ont.
111,618	St. Charles.....	Quebec.....	Quebec, Que.....	46 8	11 0	5 6	23	16	5	sc...	Mrs. Jos. Valliere, Quebec, Que.
131,105	St. Charles Lachenaies.....	Montreal.....	Montreal, Que.....	35 5	6 9	3 0	4	1	2	sc...	Zinophile Therrien, Lachenaie, Que.
107,246	St. Clair.....	Vancouver.....	New Westminster, B.C.....	78 0	17 0	7 0	68	46	17	sc...	L. B. Gore and H. A. Young, Vancouver, B.C.
75,637	St. Clair Flat.....	St. Catharines.....	Algonac, Mich., U.S.A.....	41 0	13 0	3 9	17	11	20	sc...	David Foster, Port Burwell, Ont.
80,731	St. Croix.....	Quebec.....	St. Nicholas, Que.....	125 1	26 0	8 6	506	318	30	pa...	F. Boisvert, Ste. Croix, Que.
131,106	Saint Elme.....	Montreal.....	Lachine, Que.....	28 1	5 5	2 5	2	2	3	sc...	Zinophile Therrien, Lachenaie, Que.
122,252	St. Etienne.....	Quebec.....	Grands Baie, Que.....	57 6	15 2	5 6	33	23	16	sc...	Murray Bay Lumber & Pulp Co., Ltd., Ste. Etienne de la Malbie, Que.
103,937	St. George.....	Chatham, N.B.....	Chatham, N.B.....	114 6	25 1	12 3	278	175	44	pa...	J. B. Snowball Co., Ltd., Chatham, N. B.
90,538	St. George.....	Montreal.....	Sorel, Que.....	61 5	12 3	6 0	21	14	23	sc...	Frank Simpson, Toronto, Ont.
100,600	St. George.....	Montreal.....	Montreal, Que.....	77 1	15 5	7 6	68	29	9	sc...	Dickson Anderson, Montreal, Que.
107,790	St. George.....	Ottawa.....	Simcoe, Ont.....	37 0	15 7	3 6	17	9	20	pa	Hon. Geo. H. Perley, Ottawa, Ont.

‡ Foreign name "Blanche."

LISTE ALPHABÉTIQUE des vapeurs canadiens inscrits sur les registres, etc.—Suite.

Official Number. Numéro officiel.	Name of Ship. Nom du navire.	Port of Registry. Port d'enregistrement.	Built Construit en	Where Built. Lieu de construction.	Length in feet and 10ths. Longueur en pieds et 10es.	Breadth in feet and 10ths. Largeur en pieds et 10es.	Depth in feet and 10ths. Profondeur en pieds et 10es.	Gross Tonnage. Tonnage brut.	Registered Tonnage. Tonnage enregistré.	H.P. of Engines and Mode of Propulsion. Puissance des machines en c.v. et mode de propulsion.	Owner or Managing Owner, and Address. Armateur ou propriétaire gérant, et adresse.
88,317	St. George.....	Quebec.....	1885	Quebec, Que.....	37 0	10 0	4 0	13	9	40 sc...	Wilbrod Jalbert, Quebec, Que.
122,350	St. George.....	Toronto.....	1903	Toronto, Ont.....	35 0	7 0	3 0	5	3	½ sc...	Robert Maw, Toronto, Ont.
112,089	St. Henri.....	Quebec.....	1900	St. Henri, Que.....	84 6	19 9	7 2	101	68	7 sc...	Alex. Morin, St. Henri de Taillon, Que., and Ollas. Potvin, St. Gedeon, Que., J.O.
†122,406	St. Irénée.....	Montreal.....	1867 1905	Sorel, Que.....	268 2	58 0	11 1	2,094	1,160	104 pa.	Richardson & Ontario Navigation Co., Montreal, Que.
103,290	St. Isidore.....	Chatham, N.B.....	1895	Chatham, N.B.....	96 2	23 1	5 5	142	89	31 pa.	The Prescott Lumber Co., Ltd., New Mills, N. B.
130,537	St. J. Deschailons.	Montreal.....	1910	St. Jean des Chaillons, Que.....	29 5	6 0	2 8	5	3	2 sc...	Adolphe Lemay, St. Jean des Chail- lons, Que.
122,261	St. Jacques.....	Montreal.....	1903	Grandes Piles, Que.....	80 2	19 2	3 1	57	33	4 ½ pa.	Theophile Lemyre, Grandes Piles, Que., and Jos. A. Carignan, Grand Mer, Que., J.O.
112,007	St. Joe.....	Port Arthur.....	1902	Port Arthur, Ont.....	79 0	21 5	7 0	118	80	10 sc...	James Whalen, Port Arthur, Ont.
122,434	St. Joe.....	Sault Ste. Marie.....	1907	Marksville, Ont.....	56 5	14 4	8 0	39	27	4 sc...	Mrs. Rebecca E. McCaul, Sault Ste. Marie, Ont.
64,580	St. John.....	St. John, N.B.....	1871	Portland, N.B.....	55 7	15 6	8 1	47	32	26 sc...	W. B. Dever, Sherbrooke, N.S.
107,215	St. Joseph.....	Winnipeg.....	1893	Fort Chipewyan, N.W.T.	59 0	9 5	4 0	27	16	2 pa.	Rt. Rev. Emile Grouard, Fort Chip- ewyan, N.W.T.
88,572	St. Julian.....	Kingston.....	1884	Kingston, Ont.....	48 0	8 6	4 0	20	14	8 sc...	J. H. Davis, Gananoque, Ont.
103,942	St. Kilda.....	Chatham, N.B.....	1898	Chatham, N.B.....	65 2	18 0	4 0	56	35	16 pa.	J. B. Snowball Co., Ltd., Chatham, N.B.

†Formerly "Canada."

SESSIONAL PAPER No. 216

†80,735	St. Laurent	Montreal	{	1889	St. Nicholas, Que.	127 0	24 6	8 3	349	189	43 pa.	Jos. A. Lamarre, Montreal, Que.
*88,326	St. Lawrence	Chatham, N.B.	{	1906	Montreal, Que.	68 0	15 2	6 7	51	11	50 se.	T. M. Burns, Bathurst, N.B.
		Halifax		1886	Quebec, Que.	169 1	30 0	13 3	467	290	60 se.	The Minister of Public Works, Ottawa, Ont.
71,716	St. Lawrence			1875	Renfrew, G.B.	31 2	8 3	3 6	8	6	1 se.	William N. Hoyt, Vancouver, B.C.
131,141	St. Lawrence II.	Vancouver		1912	Vancouver, B.C.	40 0	8 2	3 2	5	3	45 se.	K. F. Burns, Bathurst, N.B.
80,942	St. Louis	Chatham, N.B.		1879	Chatham, N.B.	69 4	15 8	7 2	56	35	24 se.	The Montreal Sand & Gravel Co., Ltd., Montreal, Que.
71,622	St. Louis	Montreal	{	1875	Buffalo, N.Y., U.S.A.	60 0	14 0	4 0	35	24	22 se.	Peter Cavanaugh, Perth, Ont.
112,260	St. Louis	Montreal	{	1907	Montreal, Que.	43 4	11 2	4 5	17	11	2 se.	Octave Neault, Grandes Piles, Que.
111,628	St. Louis	Quebec		1900	Kingston, Ont.	127 2	25 0	7 4	428	269	36 pa.	Pierre McLean, La Prairie, Que.
80,736	St. Louis	Quebec		1880	Grandes Piles, Que.	51 8	12 0	4 5	30	20	2 se.	Wm. Price, Quebec, Que.
112,042	St. Louis de Metropolitain	Quebec		1902	St. Louis, Lotbinière, Que.	67 0	16 0	4 7	45	30	3 se.	J. J. Collins and V. W. Giroux, J.O., Ottawa, Ont.
111,485	St. Maurice	Quebec		1900	McCabetchouan, Que.	47 6	12 4	3 6	16	10	6 pa.	M. O. Slanghnessy, Nicolet, Que.
100,780	St. Michael	Montreal		1893	Nicolet, Que.	75 2	16 6	7 7	62	42	30 se.	J. B. Snowball Co., Ltd., Chatham, N.B.
92,411	St. Nicholas	Chatham, N.B.		1888	Chatham, N.B.	65 5	15 0	8 0	45	28	40 se.	The Minister of Public Works, Ottawa, Ont.
71,641	St. Paul	Montreal		1875	Montreal, Que.	65 6	16 1	8 6	66	41	13½ se.	Harbour Commissioners, Montreal, Que.
71,623	St. Peter	Montreal	{	1875	Buffalo, N.Y., U.S.A.	41 2	9 6	4 6	18	8	15 se.	Gaopard Deserres, Montreal, Que.
92,342	St. Roch	Quebec		1903	Montreal, Que.	25 0	9 8	3 0	11	8	14 se.	Charles C. Bates, St. Williams, Ont.
100,629	St. Williams	Port Dover		1887	Quebec, Que.	48 0	11 6	4 0	18	11	12 pa.	E. Gagnon, Ste. Anne de Chicoutimi, Que.
100,802	St. Anne	Quebec		1908	St. Williams, Ont.	77 0	22 2	5 4	100	63	9 pa.	Ouséine Tremblay, M.O., Ste. Anne, Que.
121,924	St. Anne	Quebec		1905	St. Anne, Que.	44 0	13 9	5 9	26	17	1 se.	H. C. Nixon, Dennis Island, B. C.
130,710	St. Lad.	Vancouver		1911	Steveston, B. C.	28 8	8 6	3 2	7	4	4 se.	Martin Monk, M. O., New Westminster, B.C.
122,196	Salmon King	New Westminster		1904	New Westminster, B.C.	53 0	21 0	6 5	45	35	25 se.	The McNab Resort Co., Ltd., McNabs Island, N.S.
90,821	Salvor	Halifax		1887	Port Medway, N.S.	105 8	21 0	12 0	126	72	56 se.	The Great Lakes Dredging Co., Ltd., Port Arthur, Ont.
116,395	Salvor	Port Arthur		1898	Bay City, Mich., U.S.A.	215 6	27 7	20 7	887	561	100 se.	The British Columbia Salvage Co., Ltd., Victoria, B.C.
*62,279	Salvor	Victoria		1869	Govan, G.B.							

* Formerly "Danube."

* Formerly "Isobel,"

† Formerly "Brothers."

ALPHABETICAL LIST of Canadian Registered Steam Vessels on Registry Books, &c.—Continued.

LISTE ALPHABÉTIQUE des vapeurs canadiens inscrits sur les registres, etc.—Suite.

Official Number. Numéro officiel.	Name of Ship. Nom du navire.	Port of Registry. Port d'enregistrement.	Built — Construit en	Where built. Lieu de construction.	Length in feet and 10ths. Longueur en pieds et 10 ^{es} .	Breadth in feet and 10ths. Largeur en pieds et 10 ^{es} .	Depth in feet and 10ths. Profondeur en pieds et 10 ^{es} .	Gross Tonnage. Tonnage brut.	Registered Tonnage. Tonnage enregistré.	H. P. of Engines and Mode of Propulsion. Puissance des machines en c.v. et mode de propulsion.	Owner or Managing Owner, and Address. Armateur ou propriétaire gérant, et adresse.
122,654	Sam Brisbin	Collingwood	1909	Collingwood, Ont.	47 5	11 0	4 5	26	7	4 sc.	Horatio H. Ross, The Pas, Man.
116,259	Sampson	Toronto	1903	Fesserton, Ont.	36 0	10 0	3 4	12	8	2 pa.	W. W. Carter, Fesserton, Ont.
122,312	Samson	Lunenburg	1907	Shelburne, N.S.	83 0	20 5	8 6	111	50	33 sc.	The La Have Steamship Co., Ltd., West La Have, N.S.
	Samson	Montreal	1882	Montreal, Que.	101 3	22 4	6 6	121	27	Kingston & Montreal Forwarding Co., Ltd., Kingston, Ont.
111,629	Samson	Montreal	1901	Grandes Piles, Que.	82 3	20 0	5 8	87	41	6 sc.	Montreal Sand & Gravel Co., Ltd., Montreal, Que.
130,619	Samson	Ottawa	1911	Portage du Fort, Que.	50 0	16 0	4 2	29	18	2 pa.	The Upper Ottawa Improvement Co., Ltd., Ottawa, Ont.
77,914	Samson	Port Hope	1876	Lindsay, Ont.	98 0	22 0	4 4	120	82	40 pa.	Franklin Crandell, Lindsay, Ont.
116,925	Samson	Victoria	1905	Victoria, B.C.	115 5	30 2	5 3	425	248	13 pa.	Wm. Turpel, Victoria, B.C.
126,777	Samuel G.	Richibucto	1911	Richibucto, N.B.	37 5	11 8	5 5	14	10	2½ sc.	Andrew Loggie, Richibucto, N.B.
107,426	Samuel Marshall	Brockville	1888	Grand Haven, Mich., U.S.A.	198 0	33 4	14 6	772	540	72 sc.	The Central Canada Coal Co., Ltd., Brockville, Ont.
131,158	San Félic	Vancouver	1910	Seattle, Wash., U.S.A.	46 0	11 4	5 2	20	14	1½ sc.	Robert J. Cronie, Vancouver, B.C.
194,633	Sand King	Ottawa	1888	Ottawa, Ont.	108 0	23 8	7 2	158	88	40 sc.	H. F. Cumming, Cornwall, Ont.
103,888	Sandford	Ottawa	1897	Goderich, Ont.	72 4	16 5	7 5	56	38	60 sc.	Jas. Hunter, et al., J. O., Warton, Ont.

† Formerly "Harry Bate."

SESSIONAL PAPER No. 216

	1898	Roseberry B.C.	76 0	16 9	6 2	97	66	1913	
107,451 Sandon	Vancouver							Canadian Pacific Railway Co., Montreal, Que.	
108,218 Sarah Agnes	Ottawa	Carlton Place, Ont.	25 4	6 3	7 2	2	2	Isaac Hunter, Hunter's Point, Que.	
77,627 Sarah Daly	Kingston	Buffalo, N.Y., U.S.A.	49 6	13 3	5 6	25	17	John Jesmer, sr., Cornwall, Ont.	
71,141 Sarah E. Day	Goderich	Buffalo, N.Y., U.S.A.	35 0	6 8	3 3	5	1	W. M. Tyson, Warton, Ont.	
96,731 Sarcelle	Chatham, N.B.	Doughastown, N.B.	51 0	11 1	5 4	22	15	J. W. Brankley, Chatham, N.B.	
96,853 Sarnia	Port Arthur	Sarnia, Ont.	66 8	21 0	11 0	85	58	The Canadian Towing & Wrecking Co., Ltd., Port Arthur, Ont.	
126,227 Sarnia City	Sarnia	Sarnia, Ont.	105 0	25 5	12 0	223	68	The Reid Wrecking Co., Ltd., Sarnia, Ont.	
116,254 Sarona	Toronto	Toronto, Ont.	71 5	10 5	7 5	32	22	Huntsville & Bracebridge Tanning Co., Ltd., Huntsville, Ont.	
*80,776 Saronic	Sarnia	Sarnia, Ont.	252 8	36 0	15 0	1,361	1,296	Northern Navigation Co., Ltd., Colingwood, Ont.	
122,061 Sarto	Montreal	Lachine, Que.	56 5	8 6	8 1	18	11	Charles Desjardins, Montreal, Que.	
112,306 Saskatchewan	Winnipeg	Prince Albert, Sask.	91 0	22 0	4 3	225	133	The Hudson's Bay Co., London, Eng.	
136,756 Satsuki	Vancouver	Sea Island, B.C.	19 5	11 7	6 4	26	17	Mizamatah Eudo, Fraser River, B.C.	
121,929 Savage	Kenora	Kenora, Ont.	45 0	12 0	5 0	25	17	Joseph Pancha and Joseph Gregory, J.O., Kenora, Ont.	
83,376 Scimitar	Toronto	Pickering, Ont.	27 0	7 8	2 7	4	3	W. W. Sparks, Township of Pickering, Ont.	
112,231 Seconde	St. John, N.B.	Athens, N.Y., U.S.A.	92 9	17 6	8 9	78	53	Alphonse Noel, Bonaventure, Que.	
126,156 Seona	Kenora	Strathcona, Alta.	120 0	22 0	1 0	111	72	John Walker, Strathcona, Alta.	
107,463 Scotch Lassie	Lindsay	Lindsay, Ont.	25 3	5 0	2 0	2	1	Jas. C. Appleby, Lindsay, Ont.	
96,818 Scotch Thistle	Sault Ste. Marie	Little Current, Ont.	48 6	10 3	1 6	17	10	Wm. Cook and W. G. Smith, Little Current, Ont.	
116,998 Scotchman	Ottawa	Carlton Place, Ont.	50 0	11 2	5 6	21	11	Daniel Laug, et al., Elgin, Ont.	
122,123 Scotia	Halifax	Malbone Bay, N.S.	138 8	26 8	9 6	376	268	Halifax & Canso Steamship Co., Ltd., Halifax, N.S.	
111,865 Scotia	Ottawa	Walker on Tyne, G.B.	251 0	46 2	16 5	1,461	321	The Minister of Railways and Canals, Ottawa, Ont.	
107,829 Scotia	Victoria	Atlin Lake, B.C.	80 0	19 0	3 5	211	135	British Yukon Navigation Co., Ltd., Vancouver, B.C.	
126,909 Scotsburn	Halifax	Malbone Bay, N.S.	116 8	22 2	9 9	221	119	The Halifax & Glace Bay Steamship Co., Ltd., Halifax, N.S.	
116,111 Scotsman	Halifax	Hull, G.B.	98 0	19 0	9 7	111	12	The Scotsman Company, Ltd., Halifax, N.S.	

* Formerly "United Empire."

ALPHABETICAL LIST of Canadian Registered Steam Vessels on Registry Books, &c.—Continued.

LISTE ALPHABÉTIQUE des vapeurs canadiens inscrits sur les registres, etc.—Suite.

Official Number. Numéro officiel.	Name of Ship. Nom du navire.	Port of Registry. Port d'émargement.	Built — Construit en	Where Built. Lieu de construction.	Length in feet and 10ths. Longueur en pieds et 10 ^{es} .	Breadth in feet and 10ths. Largeur en pieds et 10 ^{es} .	Depth in feet and 10ths. Profondeur en pieds et 10 ^{es} .	Gross Tonnage. Tonnage brut.	Registered Tonnage. Tonnage enregistré.	H. P. of Engines and Mode of Propulsion. Puissance des machines en C. V. et mode de propulsion.	Owner or Managing Owner, and Address. Armateur ou propriétaire géant et adresse.
116,331	Scotsman	Ottawa	1903	Ottawa, Ont.	108 0	23 6	7 0	265	114	16 sc.	Ottawa Forwarding Co., Ltd., Ottawa, Ont.
130,692	Scotty	New Westminster	1909	Steveston, B.C.	34 4	8 1	3 2	13	9	1 sc.	Donald Burgess, South Vancouver, B.C.
112,396	Scout	Ottawa	1900	Cardinal, Ont.	103 6	25 6	9 2	176	70	12 sc.	The Minister of Marine and Fisheries, Ottawa, Ont.
107,755	Scout	Pictou, N.S.	1900	Murray Harbour, P.E.I.	35 0	9 8	5 0	9	4	1 sc.	Charles Sproll, Pictou Landing, N.S.
126,080	Scowlitz	Vancouver	1908	Harrison River, B.C.	92 0	22 8	4 9	178	112	17 pa.	The Rat Portage Lumber Co., Ltd., St. Boniface, Man.
116,544	Seudder	Kingston	1903	Kingston, Ont.	37 0	6 9	3 1	5	3	3 sc.	William Morris, Toronto, Ont.
116,634	Seugog	Lindsay	1910	Port Perry, Ont.	39 0	7 2	3 4	6	4	1 sc.	John Bowerman, Port Perry, Ont.
116,685	Sea Adder	Richibucto	1908	Richibucto, N.B.	32 8	10 0	5 6	11	10	2 sc.	James Legoo, Richibucto, N.B.
139,704	Sea Bee	Vancouver	1911	Vancouver, B.C.	34 4	9 4	6 0	13	9	1½ sc.	Cyrl B. B. Jack, Vancouver, B.C.
103,207	Sea Bird	Halifax	1896	Liverpool, N.S.	67 5	16 6	6 8	41	28	1½ sc.	Nova Canneries Ltd., Halifax, N.S.
121,739	Sea Foam	Vancouver	1906	Vancouver, B.C.	41 6	10 5	5 2	17	12	2½ sc.	West Vancouver Ferry Co., Ltd., Vancouver, B.C.
100,941	Sea Gull	Collingwood	1893	Port Severn, Ont.	32 0	8 9	4 0	9	6	1½ sc.	D. Moreau, Port Severn, Ont.
100,924	Sea Gull	Ottawa	1888	Ottawa, Ont.	27 9	7 4	4 0	3	2	5 sc.	T. Eli Boulé, Hull, Que.
116,948	Sea Gull	Kenora	1900	Detroit, Mich., U.S.A.	23 5	6 0	2 5	2	2	½ sc.	Jacob Hose, Kenora, Ont.

SESSIONAL PAPER No. 21b

126,042	Sea Gull	Port Arthur	1907	Heron Bay, Ont.	42 0	13 0	6 0	15	10	3 ³ / ₄ se	J. P. Healey and F. W. Bowman, Rosport, Ont.
121,848	Sea Gull	Toronto	1906	Callender, Ont.	82 6	18 7	6 4	150	73	29 se	Armstrong Towing Co., Ltd., Cache Bay, Ont.
107,458	Sea Gull	Vancouver	1898	Vancouver, B.C.	25 5	7 4	2 5	3	2	2 se	Zachariah Simpson, Vancouver, B.C.
96,874	Sea King	Goderich	1892	Goderich, Ont.	58 0	13 6	5 2	26	17	20 se	Dominion Fish Co., Ltd., Winnipeg, Man.
466,960	Sea King	St. John, N.B.	1862	East Haddam, U.S.A.	88 0	20 4	8 5	129	87	23 se	Union Foundry and Machine Works, Ltd., St. John, N.B.
105,158	Sea Lion	Vancouver	1885	Vancouver, B.C.	26 2	7 8	3 9	6	4	2 se	C. L. Shaw, et al., Vancouver, B.C.
117,116	Sea Lion	Vancouver	1905	Vancouver, B.C.	114 0	22 0	19 5	218	148	52 se	British Canadian Lumber Co., Ltd., Vancouver, B.C.
106,230	Sea Mew	Halifax	1886	Halifax, N.S.	29 6	6 6	2 8	3	2	2 se	David McPherson, Halifax, N.S.
122,526	Sea Otter	Vancouver	1907	Island, B.C.	33 7	9 5	4 4	13	9	5 se	Enterprise Timber & Trading Co., Ltd., Enterprise Camp, Johnston Straits, B.C.
96,875	Sea Queen	Goderich	1892	Goderich, Ont.	52 0	12 1	4 6	18	12	20 se	Dominion Fish Co., Ltd., Winnipeg, Man.
130,446	Sea Rose	Vancouver		Unknown, U.S.A.	31 0	9 3	3 3	11	8	1 ¹ / ₂ se	E. E. Welch, Vancouver, B.C.
130,460	Sea Sloop	Vancouver	1911	Muskegon, Mich., U.S.A.	35 0	8 6	3 8	9	7	1 ¹ / ₂ se	William H. Billings and J. K. Kennedy, J.O., Vancouver, B.C.
*112,263	Seaborn	Montreal	1898	Palm Beach, Fla., U.S.A.	75 0	10 0	5 0	30	26	3 se	E. S. Clonston, Montreal, Que.
122,425	Seacrest	Halifax	1908	Tancook, N.S.	49 5	12 7	5 6	18	12	6 se	Scotia Fisheries Ltd., Halifax, N.S.
96,872	Seagull	Goderich	1890	Goderich, Ont.	54 0	12 1	4 6	19	13	23 se	Dominion Fish Co., Ltd., Winnipeg, Man.
129,536	Seal	Windsor, N.S.	1911	Old Kirkpatrick, G.B.	175 0	22 6	12 3	608	277	85 se	The Halifax Trading & Sealing Co., Ltd., Halifax, N.S.
130,724	Scalder	Lunenburg	1908	Tancook, N.S.	40 4	10 4	5 4	12	11	3 se	Ames Levy, Cross Island, N.S.
4116,365	Sedar Isle	Charlotte-town	{ 1945 1911	{ Charlottetown, P.E.I. Falconwood, P.E.I.	25 3	7 8	3 0	3	2	1 se	Victor L. Goodwill, Charlottetown, P.E.I.
126,027	See Ein Ok	Sydney, N.S.	1908	Glouce Bay, N.S.	26 3	6 4	2 2	4	4	1 se	Charles M. O'Dell, Glace Bay, N.S.
94,763	Seguin	Owen Sound	1890	Owen Sound, Ont.	207 0	34 2	13 0	1,141	771	106 se	The Perry Sound Transportation Co., Ltd., Toronto, Ont.
130,652	Seldomer	Chatham, N.B.	1911	Port Hawkesbury, N.S.	53 7	13 2	7 0	37	20	1 se	A. Løegge, M. O., Dalhousie, N.P.
103,299	Selkirk	New Westminster	1895	Kamloops, B.C.	62 0	11 2	3 6	58	37	2 pa	H. E. Forster, Kamloops, B.C.
107,095	Selkirk	Victoria	1898	Victoria, B.C.	95 6	24 0	7 0	142	86	12 se	Selkirk Steamship Co., Ltd., Vancouver, B.C.
107,835	Selkirk	Victoria	1901	White Horse, Yukon Territory	167 0	34 0	4 5	777	490	17 pa	The British Yukon Navigation Co., Ltd., Vancouver, B.C.

† Formerly "William Stroud." * Formerly "Alma" ‡ Formerly "R-Tis-3."

ALPHABETICAL LIST of Canadian Registered Steam Vessels on Registry Books, &c.—Continued.

LISTE ALPHABÉTIQUE des vapeurs canadiens inscrits sur les registres, etc.—Suite.

Official Number. Numéro officiel.	Name of Ship. Nom du navire.	Port of Registry. Port d'enregistrement.	Built Cons- truit en	Where Built. Lieu de construction.	Length in feet and 10ths. Longueur en pieds et 10es.	Breadth in feet and 10ths. Largeur en pieds et 10es.	Depth in feet and 10ths. Profondeur en pieds et 10es.	Gross Tonnage. Tonnage brut.	Registered Tonnage. Tonnage enregistré.	H.P. of Engines and Mode of Propulsion. Puissance des machines en c.v. et mode de propulsion.	Owner or Managing Owner, and Address. Armateur ou propriétaire gérant, et adresse.
113,495	Sellasia	St. John, N.B.	1901	Port Glasgow, G.B.	340 7	47 6	23 5	3,474	2,253	363 sc	Steamship Sellasia Co., Ltd., Rothesay, N.B.
126,986	Semiahmo	Vancouver	1907	Vancouver, B.C.	33 5	10 6	4 5	16	11	2 sc	The Minister of Marine and Fisheries, Ottawa, Ont.
121,666	Sémillante	Quebec	1905	Quebec, Que.	40 0	8 3	4 0	9	8	20 sc	Stanislas Gaudreau, Quebec, Que.
89,902	Senator	Vancouver	1880	Burrard Inlet, B.C.	51 5	12 0	4 5	31	21	9 sc	Progressive Steamboat Co., Ltd., Vancouver, B.C.
** 112,351	SenatorDerbyshire	Brookville	1897	West Bay City, Mich., U.S.A.	220 0	40 8	16 8	1,246	987	733 sc	Antoine Wendling, Brookville, Ont.
126,272	Senator Jansen	New Westminster	1909	New Westminster, B.C.	112 0	24 9	3 0	239	93	9 pa.	Fraser River Lumber Co., Ltd., Fraser Mills, B.C.
126,729	Senawa Nabec	St. John, N.B.	1911	St. John, N.B.	38 0	9 3	5 0	17	12	3 sc	The Minister of Public Works, Ottawa, Ont.
116,438	Sendai	New Westminster	1903	Vancouver, B.C.	37 0	9 8	4 3	14	10	5 sc	J. D. Mulliken, et al., J.O., Port Alberni, B.C.
112,239	Senlac	St. John, N.B.	1904	St. John, N.B.	182 1	33 0	16 1	1,011	615	66 sc	Haylock McC. Harb, Halifax, N.S.
73,017	Sensation	Quebec	1873	Buffalo, N.Y., U.S.A.	37 3	10 2	4 4	15	4	10 sc	The Minister of Public Works, Ottawa, Ont.
116,545	Shamrock	Kingston	1903	Kingston, Ont.	31 8	7 1	3 0	4	3	4 sc	Robert Johnston, Port-Sandfield, Ont.
107,497	Shanrock	Quebec	1898	Quebec, Que.	117 3	25 0	9 7	237	161	61 sc	The Minister of Marine and Fisheries, Ottawa, Ont.
121,846	Shamrock	Toronto	1903	Kingston, Ont.	34 0	7 4	3 0	6	4	1 sc	Robert L. Johnston, Port Carling, Ont.
* 90,807	Shamrock	Vancouver	1887	Vancouver, B.C.	76 0	19 0	7 0	90	61	83 sc	Emerson Lumber Co., Ltd., Vancouver, B.C.

** Foreign name "Bermuda." * Formerly "Mannie."

SESSIONAL PAPER No. 21b

122,532	Shanrock	Vancouver	1907	Vancouver, B.C.	35 7	10 0	4 0	16	11	1 se	A. M. Whiteside and C. B. Biddle, J.O., Vancouver, B.C.
116,416	Shanrock	Victoria	1904	Victoria, B.C.	52 0	10 0	4 5	24	14	2 se	Mrs. Michael Hare, Victoria, B.C.
122,353	Shanrock II	Kingston	1907	Kingston, Ont.	45 4	9 2	3 9	10	6	4 se	Robert Johnson, Port Carling, Ont.
126,269	Shanby	Toronto	1908	Parry Sound, Ont.	53 5	11 5	6 2	50	19	4 se	The Parry Sound Lumber Co., Ltd., Toronto, Ont.
83,199	Shannon	Halifax	1886	Pictou, N.S.	76 9	17 5	8 0	75	51	29 se	The Halifax Dredging Co., Ltd., Halifax, N.S.
116,707	Sharon	Toronto	1903	Walker's Point, Ont.	46 0	16 0	3 5	11	9	1 se	Charles J. Smith, Walker's Point, Muskoka, Ont.
130,751	Sheilceana	Vancouver	1911	Hong Kong	52 8	12 6	4 8	35	23	3 1/2 se	William Farrell, Vancouver, B.C.
130,988	Shicame	Lancenburg	1912	Tanook, N.S.	47 2	13 0	7 0	23	21	1/2 se	Lubin Duggan, et al., East Dover, N.S.
130,762	Shibley	Kingston	1912	Pictou, Ont.	40 2	10 0	4 4	12	11	1/2 se	James Shibley, Battle, Ont.
4126,472	Shiloh	Halifax	1909	Tanook, N.S.	46 2	12 6	5 9	23	22	1/2 se	Charles A. Mosher, Canso, N.S.
130,963	Shippagan's Best	Chatham, N.B.	1912	Shippigan, N.B.	43 0	10 0	4 8	13	10	1 1/2 se	W. S. Loggie Co., Ltd., Chatham, N.B.
116,225	Shirley	Quebec	1903	Bic, Que.	51 6	15 0	5 9	37	25	11 se	James Richardson Co., Ltd., Matane, Que.
99,777	Shoo Fly	Windsor, Ont.	1870	Cleveland, O., U.S.A.	41 1	12 1	5 7	25	17	20 se	Stephen T. Reeves, Windsor, Ont.
103,640	Shoofly	Ottawa	1893	Sundridge, Ont.	35 0	9 0	3 0	10	8	8 se	J. A. Stillar, Callender, Ont.
*126,330	Shuswap	Vancouver	1888	Astoria, Ore., U.S.A.	46 5	13 3	5 0	33	22	7 se	E. D. Taylor and J. H. Nassmyth, J.O., Vancouver, B.C.
126,556	Shulka	Vancouver	1908	Vancouver, B.C.	28 3	8 0	2 7	7	5	1/2 se	Adelard Groux, Victoria, B.C.
92,391	Siesta	Deseronto	1888 1906	Kingston, Ont. Lion's Head, Ont.	51 0	8 1	3 8	9	7	1 se	Lesley Martindale, Lion's Head, Ont.
107,068	Siesta	Sault-Ste. Marie	1882	Bristol, R.I., U.S.A.	98 6	17 0	9 0	99	67	11 se	Frederick N. Waddie, Toronto, Ont.
92,737	Siesta	Toronto	1888	Toronto, Ont.	31 4	7 2	3 3	3	2	6 se	Henry Whitehead, Gravenhurst, Ont.
122,072	Siesta	Toronto	1905	Waubaushebe, Ont.	31 0	7 4	3 1	5	3	1/2 se	John Chamberledge Cautley, Minnetoganshebe, Ont.
126,410	Silverland	Ottawa	1909	Halifax, Ont.	85 4	17 0	6 7	92	53	13 se	The Halifax Nav. Co., Ltd., Halifax, Ont.
125,656	Simcoe	Ottawa	1909	Newcastle-on-Tyne, G.B.	189 0	35 2	15 5	913	428	217 se	The Minister of Marine and Fisheries, Ottawa, Ont.
112,144	Simla	Kingston	1903	Garden Island, Ont.	225 6	34 8	15 0	1,497	731	100 se	The Calvin Co., Ltd., Garden Island, Ont.
126,492	Sin-Mae	Montreal	1909	Dumbarton, G.B.	130 4	26 2	13 3	322	49	165 se	The Sincennes-McNaughton Line, Ltd., Montreal, Que.

† Formerly a sailing vessel. * Foreign name "Volga."

ALPHABETICAL LIST of Canadian Registered Steam Vessels on Registry Books, &c.—Continued.

LISTE ALPHABÉTIQUE des vapeurs canadiens inscrits sur les registres, etc.—Suite.

Official Number. Numéro officiel.	Name of Ship. Nom du navire.	Port of Registry. Port d'enregistrement.	Built Construit on	Where Built. Lieu de construction.	Length in feet and 10ths. Longueur en pieds et 10es.	Breadth in feet and 10ths. Largeur en pieds et 10es.	Depth in feet and 10ths. Profondeur en pieds et 10es.	Gross Tonnage. Tonnage brut.	Registered tonnage. Tonnage enregistré.	H.P. of Engines and Mode of Propulsion. Puissance des machines en C.V. et mode de propulsion.	Owner or Managing Owner, and Address. Armateur ou propriétaire gérant, et adresse.
103,233	Sir Donald	Montreal	1867	Glasgow, G.B.	76 9	13 5	7 8	51	33	8 sc	Dr. W. T. Grenfell, C.M.C., London, Eng.
130,989	Sir Douglas	Chatham, N.B.	1912	Chatham, N.B.	45 0	11 0	4 8	18	12	6 sc	Charles Reinsborrow, Chatham, N.B.
96,892	Sir Hector	Ottawa	1891	Ottawa, Ont.	71 0	15 5	6 3	40	10	17 sc	Ottawa Transportation Co., Ltd., Ottawa, Ont.
122,277	Sir Hector	Winnipeg	1908	Saskirk, Man.	72 0	16 0	8 0	70	48	49 sc	The Minister of Public Works, Ottawa, Ont.
57,886	Sir Henry Hamers	Halifax	1896	East Cowes, G.B.	85 0	18 0	9 3	100	59	50 sc	Charles G. Bristor, Halifax, N.S.
130,534	Sir Hugh Allan	Montreal	1911	Barrow-in-Furness, G.B.	130 0	36 6	12 1	354	16	190 sc	Harbour Commissioners of Montreal, Montreal, Que.
92,287	Siskiwitt	Port Arthur	1879	Buffalo, N.Y., U.S.A.	68 0	14 7	7 6	47	34	6 sc	The Great Lakes Dredging Co., Ltd., Port Arthur, Ont.
122,530	Stato	Vancouver	1907	Ballard, Wash., U.S.A.	33 0	11 0	3 6	13	9	14 sc	Nanaimo Fish & Bait Co., Ltd., Nanaimo, B.C.
126,212	Stena	Vancouver	1908	Vancouver, B.C.	121 2	26 8	5 6	515	310	8 pa.	North Arm Steamship Co. Ltd., Vancouver, B.C.
130,340	Stizloo	Chatham, N.B.	1909	Point Sapin, N. B.	35 5	9 8	5 2	11	11	1 sc	H. A. Murdoch, Loggreville, N.B.
126,746	Stitt	Vancouver	1910	Vancouver, B.C.	42 0	11 0	3 9	14	10	14 sc	Nanaimo Fish & Bait Co., Ltd., Nanaimo, B.C.
130,471	Stipp	Lunenburg	1908	Lunenburg, N.S.	42 0	10 6	5 6	12	11	3 sc	Arthur Mason, Eastern Point, N.S.
122,523	Stookum I.	Vancouver	1904	Vancouver, B.C.	68 0	26 1	6 2	129	88	2 sc	Vancouver Dredging & Salvage Co., Ltd., Vancouver, B.C.
131,030	Stookum No. 2	Vancouver	1912	Vancouver, B.C.	79 5	26 0	7 4	217	148	15 1/2 sc	Vancouver Dredging & Salvage Co., Ltd., Vancouver, B.C.

SESSIONAL PAPER No. 216

126,334	Skwala	Vancouver	1909	Vancouver, B.C.	92 7	19 2	5 0	165	104	13 pa.	The Rat Portage Lumber Co., Ltd., St. Boniface, Man.
116,542	Skye Pilot	Toronto	1902	Kingston, Ont.	36 8	7 9	3 4	5	3	3 se	Patriek J. Carleton, Brucebridge, Muskoka, Ont.
116,774	Stani	Vancouver		Victoria, B.C.	43 0	12 2	4 8	17	11	1½ se	Wm. Wiles, Vancouver, B.C.
116,686	Stappery Jack	Richibucto	1897	Richibucto, N.B.	32 0	11 4	5 0	12	11	¾ se	James Legroof, Richibucto, N.B.
121,680	Slocan	Vancouver	1905	Roseberry, B.C.	157 7	27 5	6 7	605	338	17 pa.	The Canadian Pacific Railway Co., Montreal, Que.
126,724	Sloth	Peterboro'	1909	Hastings, Ont.	40 0	11 5	5 6	17	12	4 se	The Randolph Macdonald Co., Ltd., Toronto, Ont.
121,839	Smith Brothers	St. John, N. B.	1907	Central Blissville, N.B.	36 8	9 4	3 5	13	9	6 se	Parker Glacier, Lincoln, N.B.
116,410	Snuggler	Victoria	1903	Nakusp, B.C.	48 0	9 1	5 0	16	10	4 se	Vale Columbia Lumber Co., Ltd., Nakusp, B.C.
116,425	Sockeye	Vancouver	1900	Vancouver, B.C.	29 5	8 0	2 6	3	2	1 pa.	Anton Klavanes, Vancouver, B.C.
126,766	Sogonada	Montreal	1909	Rutherglen, G.B.	75 4	15 6	8 2	61	6	29 se	The Minister of Public Works, Ottawa, Ont.
125,502	Sokan	Victoria	1909	Sechart, B.C.	27 6	8 8	4 4	8	5	¾ se	Arthur Lane, Cowichan Bay, B.C.
122,565	Solid Comfort	Port Arthur	1908	Peterborough, Ont.	44 0	11 0	4 2	16	11	1 se	Geo. A. McLaurin, Sarnam, Ont.
130,834	Sombrio Queen	Victoria	1911	Victoria, B.C.	36 0	8 6	4 6	8	4	1½ se	Sombrio Gold Mining Co., Ltd., Vic- toria, B.C.
126,636	Someno	Vancouver	1909	Steveston, B.C.	33 3	7 8	3 9	10	7	1½ se	Alexander Mcarnus, Vancouver, B.C.
107,743	Sonie	Kingston	1900	Kingston, Ont.	46 0	10 0	3 8	14	9	5 se	J. B. Tudhope, Orillia, Ont.
130,548	Songhuz	Vancouver	1911	Vancouver, B.C.	49 6	14 0	5 0	26	18	1½ se	A. W. Le Page, Vancouver, B.C.
117,111	Sonomia	Vancouver	1905	Vancouver, B.C.	46 5	11 0	4 6	19	13	3 se	A. H. Huntley and G. W. Brewster, Ladues, B.C.
*117,085	Soo City	Collingwood	1889	Benton, Mich., U.S.A.	135 0	25 0	9 0	500	296	31 se	Herbert Cleland, Collingwood, Ont.
126,240	Sooke	Victoria		Unknown	29 3	8 3	3 0	8	4	1½ se	Nels Hansen, Victoria, B.C.
126,327	Sooner	Vancouver	1908	Vancouver, B.C.	33 7	6 8	5 3	10	7	¾ se	Cyril J. and George Everitt, Van- couver, B.C.
126,793	Sorais	New Westminster	1910	Eburne, B.C.	28 5	7 9	2 5	6	4	¾ se	Hector R. Andrews, Eburne, B.C.
	Sorel	Montreal	1871	Sorel, Que.	108 9	18 2	4 1	158	90	— pa.	The Corporation of the City of Three Rivers, Three Rivers, Que.
85,778	Sorel Boy	Montreal	1882	Sorel, Que.	47 0	11 0	4 8	11	8	10 se	P. Fitzgerald, Quebec, Que.
111,781	Soren	Victoria	1902	Galiano Is., B.C.	22 0	5 3	2 5	2	2	1 se	J. Cathcart, Chemainus, B.C., and R. M. Colvin, Cowichan, B.C.

*Formerly "Mabel Bradshaw."

ALPHABETICAL LIST of Canadian Registered Steam Vessels on Registry Books, &c.—Continued.

LISTE ALPHABÉTIQUE des vapeurs canadiens inscrits sur les registres, etc.—Suite.

Official Number. Numéro officiel.	Name of Ship. Nom du navire.	Port of Registry. Port d'enregistrement.	Built — Construit en	Where Built. Lieu de construction.	Length in feet and 10ths. Longueur en pieds et 10 ^{es} .	Breadth in feet and 10ths. Largeur en pieds et 10 ^{es} .	Depth in feet and 10ths. Profondeur en pieds et 10 ^{es} .	(Gross Tonnage. Tonnage brut.	Registered Tonnage. Tonnage enregistré.	H. P. of Engines and Mode of Propulsion. Puissance des machines en v. et mode de propulsion.	Owner or Managing Owner, and Address. Armateur ou propriétaire gérant, et adresse.
88,314	South	Quebec	1885	Lévis, Que.	130 3	25 2	9 5	319	220	30 hp.	The Quebec & Lévis Ferry Co., Ltd., Quebec, Que.
†83,530	Southwood	Toronto	1884	Barrie, Ont.	67 5	8 7	4 1	19	13	2 sc.	Levi Fraser, Bracebridge, Ont.
107,499	Souvenir	Quebec	1897	Quebec, Que.	17 5	4 6	2 2	1	1	2 sc.	E. Ruel, Quebec, Que.
†126,221	Sowards	Kingston	1888	Manitowoc, Wisc., U.S.A.	119 6	25 4	9 2	238	148	13 sc.	John F. Sowards, Kingston, Ont.
130,487	Soyez	New Westminster	1911	Steveston, B.C.	33 2	8 0	3 4	6	4	‡ sc.	Yoshitaro Nishii, Steveston, B.C.
107,611	Spanish Ranger	Ottawa	1893	Biscatawing, Ont.	36 0	16 0	3 4	13	7	20 hp.	R. Booth and P. Shannon, Pembroke, Ont.
90,561	Sparrow	Toronto	1882	Dechesne Creek, Ont.	56 4	13 9	5 6	38	16	8 sc.	John B. Smith, et al., Toronto, Ont.
92,726	Spartan	Toronto	1887	Toronto, Ont.	28 0	6 6	3 0	2	2	1 sc.	Edwyn B. Andros, Barrie, Ont.
122,170	Spartan	Vancouver			30 0	9 0	2 1	8	6	‡ sc.	A. G. R. A. Seymour, Vancouver, B.C.
*103,241	Speed	Montreal	1894	Montreal, Que.	52 1	8 7	4 5	16	11	3 sc.	M. S. Foley, Montreal, Que.
104,920	Speedy II.	Ottawa	1896	Leith, G.B.	115 0	20 6	10 6	252	145	88 sc.	The Minister of Public Works, Ottawa, Ont.
130,531	Sycs	Montreal	1909	Lachine, Que.	24 5	5 4	2 2	2	2	1 sc.	Joseph A. Brunet, Montreal, Que.
122,628	Splash	Chatham, N.B.	1908	Chatham, N.B.	31 0	10 0	2 0	18	12	‡ pa.	Peter England, Chatham, N.B.
103,666	Sport	Kenora	1897	Kenora, Ont.	36 0	8 0	4 0	16	12	1 sc.	Russel E. Dowsett, Kenora, Ont.

* Formerly "Jeanne."

† Foreign name "Rand."

‡ Formerly "Ella Alice."

90,770	Spray	Godorich	1888	Kincardine, Ont.	42 1	12 4	4 0	15	10	25	30	John McRae, Meaford, Ont.
100,727	Spray	Montreal	1893	Montreal, Que.	100 1	17 0	10 4	107	60	30	30	Stuenens-McNaughton Line, Ltd., Montreal, Que.
71,199	Spray	Ottawa	1874	Brockville, Ont.	45 0	9 7	3 5	42	28	15	15	D. B. McDonald, Cambridge, Ont.
103,145	Spray	Quebec	1892	Quebec, Que.	49 2	12 2	1 2	21	9	36	36	J. S. Thom, Quebec, Que.
122,383	Spray	Victoria	1907	Vancouver, B.C.	81 0	19 0	10 0	118	62	22 1/2	22 1/2	Victoria Tug Co., Ltd., Victoria, B.C.
92,646	Spray	Wallaceburg	1888	Wilkesport, Ont.	71 0	18 0	6 2	47	32	2	2	James Malouferly, Port Albert, Ont.
121,775	Spray	Winnipeg	1906	Selkirk, Man.	41 0	13 5	4 0	18	12	2	2	John F. Mitchell, Winnipeg, Man.
103,911	Springhill	Parrsboro'	1893	St. John, N.B.	101 7	23 7	10 1	189	96	61	61	Cumberland Railway & Coal Co., Montreal, Que.
116,459	Squid	Vancouver	1903	Vancouver, B.C.	72 0	16 4	5 7	60	41	11	11	The Nanaimo Fish & Bait Co., Ltd., Nanaimo, B.C.
80,948	Squirrel	Chatham, N.B.	1882	Eel River, N.B.	33 2	9 4	4 3	13	9	9	9	Thos. Robt. M.O., Eel River, N.B.
130,623	Stadium	Yarmouth	1912	Shelburne, N.S.	78 6	29 6	9 0	118	19	28	28	Charles T. White & Son Co., Ltd., East Apple River, N.S.
100,677	Staffa	Vancouver	1893	Vancouver, B.C.	81 5	15 3	6 0	51	35	6	6	Alexander Healy, Vancouver, B.C.
116,987	Standard	Kenora	1905	Kenora, Ont.	41 0	10 0	4 5	16	11	1	1	R. E. Doucet and W. A. Webster, J.O., Kenora, Ont.
111,931	Stanley	Lindsay	1901	Lindsay, Ont.	36 6	6 5	2 5	7	5	6	6	John A. Ellis, Fenelon Falls, Ont.
94,630	Stanley	Ottawa	1888	Govan, G.B.	297 8	32 0	17 9	911	395	390	390	The Minister of Marine and Fisheries, Ottawa, Ont.
112,046	Stanley	St. Catharines	1902	Racine, Wis., U.S.A.	16 2	5 2	3 8	2	1	1 1/2	1 1/2	John H. Stanley, Port Colborne, Ont.
125,876	Stanley Byers	Sault Ste. Marie	1901	Owen Sound, Ont.	30 0	8 4	3 2	9	6	1	1	R. Byers, Spanish River, Ont.
130,240	Stanley Foster	Port Stanley	1912	Port Stanley, Ont.	77 9	15 6	7 3	56	38	6	6	Nathan S. Cornell, Port Stanley, Ont.
922,317	Stanley Hubert	Lambertburg	1908	Tancocks, N.S.	45 8	12 6	6 1	18	17	3	3	James J. Lukenan, M.O., Hazel Hill, N.S.
100,012	Star	Brockville	1892	Morris Heights, N.Y., U.S.A.	18 1	5 2	2 2	1	1	2	2	George Reid, Portage du Fort, Que.
100,639	Star	Pictou, N.S.	1895	Trenton, N.S.	31 4	7 6	4 1	6	4	18	18	A. McCann, Wallace, N.S.
107,141	Star	Vancouver	1897	Everett, Wash., U.S.A.	51 5	13 0	2 4	14	9	2	2	R. H. Spurling, Vancouver, B.C.
80,759	Star of the Sea	Quebec	1878	Quebec, Que.	31 9	9 7	3 8	8	5	12	12	Jos. Fluct, Montreal, Que.
107,622	Starling	Vancouver	1899	Port Guelchon, B.C.	30 0	9 0	3 0	8	5	2	2	James DesBrisay, Vancouver, B.C.
97,116	Stella	Collingwood	1892	Collingwood, Ont.	41 0	10 0	5 6	16	11	2	2	Jas. W. Vance, Spanish Station, Ont.

* Formerly a sailing vessel

ALPHABETICAL LIST of Canadian Registered Steam Vessels on Registry Books, &c.—Continued.

LISTE ALPHABÉTIQUE des vapeurs canadiens inscrits sur les registres, etc.—Suite.

Official Number. Numéro officiel.	Name of Ship Nom du navire.	Port of Registry. Port d'enregistrement.	Built — Construit — en	Where Built. Lieu de construction.	Length in feet and 10ths. Longueur en pieds et 10es.	Breadth in feet and 10ths. Largeur en pieds et 10es.	Depth in feet and 10ths. Profondeur en pieds et 10es.	(Gross Tonnage. Tonnage brut.	Registered Tonnage. Tonnage enregistré.	H. P. of Engines and Mode of Propulsion. Puissance des machines en c. v. et mode de propulsion.	Owner or Managing Owner, and Address. Armateur ou propriétaire gérant, et adresse.
94,883	Stella	Montreal	1888	New York, N. Y., U. S. A.	32 0	7 2	3 8	7	5	8 sc	Maurice Perrault, Montreal, Que.
116,251	Stella	Toronto			48 0	8 5	3 9	16	11	4 sc	Henry Fowlds Sharp, Toronto, Ont.
130,432	Stephen C. Hall	Samia	1880	Grand Haven, Mich., U. S. A.	161 0	30 0	10 0	511	307	58 sc	Grant Horn, Wolfe Island, Ont., and George Y. Chown, Kingston, Ont.
130,633	<i>Sterling D.</i>	Vancouver	1911	Vancouver, B. C.	34 4	10 6	5 2	13	9	24 sc	John Plovman, North Vancouver, B. C.
130,903	<i>Sterling M.</i>	Vancouver	1912	Vancouver, B. C.	32 7	9 0	3 9	9	6	1 sc	Alexander and Hugh Main, Vancouver, B. C.
* 121,981	Statson	Victoria	1900	Eagle Harbour, Wash., U. S. A.	53 8	15 5	5 5	36	17	6½ sc	Queen City Trading & Transportation Co., Ltd., Victoria, B. C.
103,685	Stiletto	Toronto	1897	Victoria Harbour, Ont.	36 5	8 5	3 4	14	10	2 sc	F. S. Grise, Midland, Ont.
126,056	Stoddart	Owen Sound	1909	Manitowaning, Ont.	45 0	12 0	4 0	11	7	2 sc	Rixon Amadio Stoddart Co., Ltd., Owen Sound, Ont.
111,881	Stoney Lake	Peterborough	1904	Young's Point, Ont.	86 0	19 0	5 7	156	109	7½ sc	Patrick F. Young, Young's Point, Ont.
88,683	Storm King	Chatham, N. B.	1885	Portland, N. B.	83 4	20 2	9 2	108	73	41 sc	The Minister of Public Works, Ottawa, Ont.
122,165	Storm King	Vancouver	1906	New Westminster, B. C.	82 3	19 0	9 6	99	67	16 sc	Gerald F. Payne, Saturna Island, B. C.
130,392	<i>Stormlong</i>	Montreal	1910	Lachine, Que.	28 0	6 0	2 5	3	2	1½ sc	Ephrem G. Hurtubise, Grandes Piles, Que.
122,409	Stormount	Montreal	1907	Dumbarton, G. B.	249 1	42 6	20 6	1,955	1,231	202 sc	Montreal Transportation Co., Ltd., Montreal, Que.
125,979	<i>Stragwhigh</i>	Toronto	1905	Hamilton, Ont.	49 5	8 5	3 0	16	11	2½ sc	Mrs. F. E. Lang, Cobalt, Ont.

* Formerly "Eagle."

SESSIONAL PAPER No. 21b

103,304	Stranger	New Westminster	1895	New Westminster, B.C.	46 0	10 6	4 8	21	15	2 se	M. H. Sinclair, and James W. Logan, New Westminster, B.C.
110,354	Strathcona	Hamilton	1900	Dundas, G.B.	249 0	41 9	21 0	1,881	1,465	129 se	Strathcona, Ltd., Hamilton, Ont.
126,138	Strathkorne	Halifax	1909	Mahone Bay, N.S.	91 4	20 2	8 9	135	81	21 se	Halifax & Inverness Steamship Co., Ltd., Halifax, N.S.
129,929	Stratler	Vancouver	1907	Vancouver, B.C.	23 8	7 1	3 5	6	4	3 se	Gerald T. Seaton, Vancouver, B.C.
126,555	Stronightcarl	Vancouver	1908	Port Essington, B.C.	31 3	8 0	3 1	10	7	5 se	Prince Rupert Hydro-Electric Co., Ltd., Montreal, Que.
130,588	Sturgeon	Halifax	1912	Halifax, N.S.	33 5	9 0	5 3	10	8	3 se	John F. L. Roue, Halifax, N.S.
103,663	Sultana	Winnipeg	1894	Kenora, Ont.	30 0	6 3	3 0	3	3	1 se	Sultana Mine of Canada, Ltd., London, Eng.
90,813	Sunbeam	Port Hope	1886	Birdsall, Ont.	29 0	8 7	3 2	13	9	4 se	Frederick Burnet, Birdsall, Ont.
83,524	Sunbeam	Toronto	1884	Port Sandfield, Ont.	31 6	7 3	3 2	4	2	4 se	John Rodgers, M.O., Modora, Muskoka, Ont.
122,507	Stadeann	Vancouver	1907	Vancouver, B.C.	41 0	11 3	5 0	23	15	1 1/2 se	Robert Kelly, Vancouver, B.C.
96,992	Sambury	New Westminster	1891	New Westminster, B.C.	60 0	12 6	4 8	38	26	3 pa.	A. T. Ingram and Peter McLaggan, J.O., Vancouver, B.C.
80,908	Superior	Port Arthur	1881	Owen Sound, Ont.	90 0	18 3	13 0	89	71	31 se	Jos. Gamble, Sault Ste. Marie, Ont.
111,991	Superior	Vancouver	1901	Ladners, B.C.	57 0	14 0	7 3	41	30	10 se	Lloyd B. Goro and Henry A. Young, Vancouver, B.C.
122,413	Stapply No. 3	Midland	1907	Midland, Ont.	29 0	8 0	3 0	11	7	5 se	The Playfair Preston Co., Ltd., Midland, Ont.
122,556	Surety	Collingwood	1901	Meaford, Ont.	36 9	8 7	2 5	6	4	1 1/2 se	Charles C. Jenkins and Wm. Cooper, J.O., Meaford, Ont.
90,802	Surprise	New Westminster	1885	U.S.A.	31 2	6 9	3 9	14	10	12 se	Pavis Sayward Sawmill & Lard Co., Ltd., Victoria, B.C.
103,307	Surprise	New Westminster	1896	New Westminster, B.C.	42 0	9 0	4 0	20	13	2 se	David Stevenson and N. Currie, J.O., Vancouver, B.C.
11,821	Surprise	Vancouver	1901	Vancouver, B.C.	75 7	17 4	6 5	75	51	3 se	The Packers Steamship Co., Ltd., Vancouver, B.C.
131,212	Susbell	Sydney, N.S.	1907	Sydney, N.S.	38 0	8 2	4 1	8	6	1 1/2 se	William A. Fitch, Sydney, N.S.
107,569	Susie	Parishoro	1901	Parishoro, N.S.	57 5	13 5	5 1	27	16	35 se	J. G. Elderkin, Port George, N.S.
17,037	Susie Kennedy	Sault Ste. Marie	1901	Pencanguishene, Ont.	27 5	7 8	2 8	4	3	1 1/2 se	Martin Burton, Barrie, Ont.
*100,274	Susie N.	Windsor, N.S.	1892	Halifax Harbour, N.S.	52 0	18 0	6 8	40	26	1 se	Randall Merriam, Port George, N.S.
133,707	Suttl	Vancouver	1912	Hong Kong	45 0	11 3	7 3	21	14	3 se	Max Enke, Victoria, B.C.
92,753	Swallow	Quebec	1882	Quebec, Que.	23 5	9 1	4 3	9	6	29 se	Hon. Richard Turner, Quebec, Que.
107,179	Swan	Port Arthur	1899	Port Arthur, Ont.	36 0	8 8	3 0	8	6	1 se	Wm. A. Cross, Port Arthur, Ont.

* Formerly a sailing vessel.

ALPHABETICAL LIST of Canadian Registered Steam Vessels on Registry Books, &c. —Continued.

LISTE ALPHABÉTIQUE des vapeurs canadiens inscrits sur les registros, etc. —Suite.

Official Number. Numéro officiel.	Name of Ship. Nom du navire.	Port of Registry. Port d'enregistrement.	Built — Construit en	Where Built. — Lieu de construction.	Length in feet and tenths. Longueur en pieds et 10 ^{es} .	Breadth in feet and tenths. Largeur en pieds et 10 ^{es} .	Depth in feet and tenths. Profondeur en pieds et 10 ^{es} .	Gross Tonnage. Tonnage brut.	Registered Tonnage. Tonnage enregistré.	H.P. of Engines and Mode of Propulsion. Puissance des machines en chevaux et mode de propulsion.	Owner or Managing Owner, and Address. — Armateur ou propriétaire gérant, et adresse.
97,192	Swan.....	Port Burwell.....	1895	Port Burwell, Ont.....	53 0	12 0	4 6	14	8	8 sc...	H. Swan, M.O., Port Burwell, Ont.
4103,235	Swan.....	Montreal.....	1892	St. Laurent, Que.....	48 4	7 6	2 8	12	8	3 sc	W. J. Chapman, Perth, Ont.
116,780	Swan.....	Vancouver.....	1904	Vancouver, B.C.....	18 0	4 6	2 2	1	1	1 sc	Ernest Easthope, Vancouver, B.C.
122,340	Swan.....	Vancouver.....	1907	Vancouver, B.C.....	46 4	11 8	6 6	30	21	10 sc...	J. H. McLeman, Vancouver, B.C.
100,792	Swan.....	Victoria.....	1893	Victoria, B.C.....	65 8	13 8	5 4	36	25	8 sc...	Robt. Draney, Naam, B.C.
100,807	Swan.....	Victoria.....	1894	Nanaimo, B.C.....	41 0	8 5	2 9	12	8	3 sc...	The Minister of Marine and Fisheries, Ottawa, Ont.
122,357	Swastika.....	Kingston.....	1907	Kingston, Ont.....	43 6	8 4	3 6	9	6	2 sc...	John H. Davis, Kingston, Ont.
122,211	Sweepstake.....	Toronto.....	1901	Simcoe, Ont.....	37 0	10 0	4 0	26	18	2 pas...	The Ontario Lumber Co., Ltd., Toronto, Ont.
130,882	Swell.....	Victoria.....	1912	Vancouver, B.C.....	70 0	19 0	9 0	85	42	18 sc...	Victoria Tug Co., Ltd., Victoria, B.C.
103,446	Swift.....	Ottawa.....	1892	Papineauville, Que.....	27 7	7 5	3 6	4	3	4 sc...	N. A. Foubert and G. F. Foubert, Cumberland, Ont.
121,675	Swiftsure.....	Vancouver.....	1905	Vancouver, B.C.....	35 0	8 3	3 5	8	5	1 sc...	Mrs. L. C. Ward, North Vancouver, B.C.
85,697	Sybella H.....	Chatham, N.B.....	1884	Chatham, N.B.....	80 4	20 1	5 6	71	48	40 pas...	Miramichi Steam Nav. Co., Chatham, N.B.
126,772	Sylva Lee.....	Richibucto.....	1910	Richibucto N.B.....	36 0	12 0	4 6	12	10	2 sc...	James Legroff, Richibucto, N.B.
100,769	Sylvester.....	Toronto.....	1895	Huntsville, Ont.....	45 0	11 4	6 0	27	18	7 sc...	W. S. Shaaw, Bracebridge, Ont.

† Formerly "Cygne."

SESSIONAL PAPER No. 216

130,302	Syra	Vancouver	1910	Vancouver, B.C.	30 0	8 5	4 6	8	6	1 se	Percy H. Grause, Vancouver, B.C.
123,362	<i>T.M.</i>	Vancouver	1904	Steveston, B.C.	33 4	11 0	3 2	13	9	$\frac{2}{2}$ se	Toichido Matsumaga, Steveston, B.C.
126,629	<i>T.R.</i>	Vancouver	1908	Retreat Cove, B.C.	33 0	9 5	4 0	13	9	$\frac{1}{2}$ se	Thomas R. McLay, Nanaimo, B.C.
97,062	T. A. Stewart	Charlottetown	1892	Charlottetown, P.E.I.	61 8	15 2	5 5	36	25	60 se	H. H. Brown, Charlottetown, P.E.I.
126,838	T. J. Clark	Toronto	1911	Toronto, Ont.	69 0	20 0	6 0	75	54	41 se	Clark Limited, Toronto, Ont.
90,528	T. J. Collop	Chatham, Ont.	1891	Mitchell's Bay, Ont.	58 6	17 0	4 6	63	12	— pa.	H. McMillan and J. Grimes, J. O., Sault Ste. Marie, Ont.
*112,337	T. J. Jammin	Collingwood	1889	West Bay City, Mich., U.S.A.	60 0	16 2	8 0	47	32	17 se	The Dredging & Drainage Co., of Ontario, Ltd., Toronto, Ont.
100,416	T. Osborne	Ottawa	1893	Hull, Que.	52 8	13 5	5 3	25	18	50 se	T. Osborne, Hull, Que.
112,185	Tadenac	Toronto	Collingwood, Ont.	10 0	9 0	4 5	9	6	1 se	The Tadenac Club, Ltd., Toronto, Ont.
†112,267	Tadousac	Montreal	1879	Wilmington, Del., U.S.A.	248 4	31 7	9 6	4,701	1,052	120 pa.	Richelieu & Ontario Navigation Co., Montreal, Que.
114,449	Ta-Kit-Eay	Ottawa	1899	Kingston, Ont.	13 5	8 0	4 4	5	5	12 se	Midway, Bloisee Lacombe, Montreal, Que.
121,770	Takara Marc	Vancouver	1905	Osaka, Japan	53 0	12 0	6 0	30	21	12 se	Richard Smith, Vancouver, B.C.
122,246	<i>Takoon</i>	St. Andrews	1905	St. Andrews, N.B.	28 6	11 0	5 6	41	9	$\frac{1}{2}$ se	Thomas R. Wheelock, Boston, Mass., U.S.A.
123,339	<i>Talisman</i>	Vancouver	1907	Vancouver, B.C.	39 1	9 5	4 0	9	6	$\frac{3}{2}$ se	Robert Haddon, Vancouver, B.C.
130,741	<i>Talpas</i>	Vancouver	1911	Vancouver, B.C.	40 0	9 0	5 0	13	9	$\frac{3}{2}$ se	Humphrey Simmons, Vancouver, B.C.
130,601	<i>Ta Mact</i>	Victoria	1907	Vancouver, B.C.	28 5	9 8	3 8	6	4	$\frac{3}{2}$ se	Granville V. Crippage, Victoria, B.C.
130,841	<i>Tanabane</i>	Vancouver	1910	North Vancouver, B.C.	21 6	9 0	3 4	1	3	$\frac{3}{2}$ se	Wm. G. Brezza, Vancouver, B.C.
110,601	Tanagra	St. John, N.B.	1899	Port Glasgow, G.B.	330 5	48 1	23 5	3,317	2,159	290 se	Steamship Tanagra Co., Ltd., Rother- say, N.B.
100,072	Tangent	St. John, N.B.	Hampton, N.B.	55 3	16 1	3 9	36	24	8 se	The G. & C. Fleydell Mfg. Co., Ltd., Hampton, N.B.
124,765	<i>Tantina</i>	Montreal	1907	Montreal, Que.	33 0	8 0	6 4	11	8	$\frac{1}{2}$ se	Harvey L. Henderson, Montreal, Que.
§ 124,515	<i>Tarais</i>	Victoria	1907	Muskogon, Mich., U.S.A.	48 1	10 2	5 5	21	14	9 se	John Adolphus, Victoria, B.C.
124,555	Tartar	Vancouver	1906	Rawlins, G.B.	90 2	17 1	9 2	250	162	60 se	The Seeholt Towing Co., Ltd., Van- couver, B.C.
114,786	Tasmanian	Victoria	1899	Lake Bennett, B.C.	61 0	9 4	4 1	21	12	5 se	L. B. Bernays, Vancouver, B.C.

* Formerly "Geysor." † Formerly "Virginian." ‡ Formerly "W. C. Stetson."

ALPHABETICAL LIST of Canadian Registered Steam Vessels on Registry Books, &c.—Continued.

LISTE ALPHABÉTIQUE des vapeurs canadiens inscrits sur les registres, etc.—Suite.

Official Number. Numéro officiel.	Name of Ship. Nom du navire.	Port of Registry. Port d'enregistrement.	Built Cons- truit en	Where Built. Lieu de construction.	Length in feet and 10ths. Longueur en pieds et 10es.	Breadth in feet and 10ths. Largeur en pieds et 10es.	Depth in feet and 10ths. Profondeur en pieds et 10es.	Gross Tonnage. Tonnage brut.	Registered Tonnage. Tonnage enregistré.	H. P. of Engines and Mode of Propulsion. Puissance des machines en c.v. et mode de propulsion.	Owner or Managing Owner, and Address. Armateur ou propriétaire gérant, et adresse.
123,193	Teal	New Westminster	1907	Steveston, B.C.	38 0	8 8	4 2	18	13	2 sc	Harry Trim, Westham Islands, B.C.
103,691	Tecumseh	Sault Ste. Marie	1895	Providence Bay, Ont.	37 0	9 0	3 4	10	6	2 sc	William Fraser, Little Current, Ont.
95,929	Tees	Victoria	1893	Thornaby-ou-Tees, G.B.	165 0	26 0	10 8	679	441	35 sc	Canadian Pacific Railway Co., Montreal, Que.
126,625	Teign	Vancouver	1909	Vancouver, B.C.	35 1	9 4	3 3	33	9	1 1/2 sc	Kingcome Navigation Co., Ltd., Vancouver, B.C.
126,416	Tekla	Toronto	1902	New York, U.S.A.	102 0	21 0	13 0	83	36	6 1/2 sc	John C. Eaton, Toronto, Ont.
126,217	Telkwa	Vancouver	1908	Vancouver, B.C.	31 8	7 6	4 0	8	6	1 1/2 sc	Francis J. Ewing, Prince Rupert, B.C.
*107,364	Temagami	Toronto	1898 (1905)	Toronto, Ont.	70 5	8 5	4 0	18	12	10 sc	Temagami Steamboat & Hotel Co. Ltd., Toronto, Ont.
107,385	Temiscamingue	Ottawa	1898	Temiscamingue, Que.	133 0	22 5	6 5	225	213	21 sc	Temiscamingue Nav. Co., Ltd., Mattawa, Ont.
96,854	Tempest	Sarnia	1884	Cleveland, Ohio, U.S.A.	64 0	8 6	5 4	21	14	5 sc	The Reid Wrecking Co., Ltd., Sarnia, Ont.
112,299	Tempest	Winnipeg	1904	Selkirk, Man.	83 0	16 0	7 6	75	51	11 sc	Northern Fish Co., Ltd., Selkirk, Man.
†107,430	Tenno	Brookville	1892	Detroit, Mich., U.S.A.	64 0	12 6	4 4	25	17	13 sc	Wm. R. Travers, Toronto, Ont.
87,180	Tepec	Vancouver	1883	Blackwall, G.B.	70 1	16 3	8 2	71	37	25 sc	Evans, Coleman & Evans, Ltd., Vancouver, B.C.
111,546	Terra Nova	Vancouver	1901	Vancouver, B.C.	68 5	14 7	6 1	47	32	9 sc	Duncan Rowan, Terra Nova, B.C.
103,336	Terrebonne	Montreal	1871 (1895)	Sorel, Que.	156 2	24 1	7 2	636	320	28 pa.	Richelieu & Ontario Navigation Co., Montreal, Que.

* Formerly "Wanda."
† Foreign name "Wanda."

SESSIONAL PAPER No. 21b

103,981	Tess	Quebec	1886	Ayer's Flat, Que.	32 6	7 6	3 4	5	5	4 sc.	W. E. Johnson, Lake Megantic, Que.
116,468	Terrada	Vancouver	1903	Vancouver, B.C.	26 0	8 8	3 2	7	5	1 sc.	George Brister and F. A. Hart, Vancouver, B.C.
121,679	Thames	Vancouver	1905	Vancouver, B.C.	41 4	10 5	4 4	20	14	3 sc.	E. H. Treaps & Co., Ltd., Vancouver, B.C.
111,962	Thelma	Pictou, Ont.	1905	Wellington, Ont.	40 0	9 1	5 7	19	13	10 sc.	Kenneth B. DeMill, Wellington, Ont.
122,216	Thelma	Toronto	1906	Toronto, Ont.	21 7	6 2	2 6	3	2	1 sc.	Thos. W. Watkins, Hamilton, Ont.
131,161	Thelma C.	Lambtonburg	1912	Little Tancook, N.S.	40 6	10 5	6 4	14	13	1 sc.	Franklin Clevealand, South West Cove, N.S.
90,564	Theresa	Toronto	1885	Toronto, Ont.	85 5	18 0	4 8	81	57	8 sc.	John Fleming and A. Tynron, J.O., Toronto, Ont.
111,566	Theresa	Toronto	1900	Rosseau Falls, Ont.	49 5	9 7	5 0	26	18	2 sc.	Albert A. Agar, Burks Falls, Ont.
121,740	Thetis	Vancouver	1906	Vancouver, B.C.	22 3	6 1	2 6	2	1	1 sc.	George Buscombe, Vancouver, B.C.
115,525	Thirty-Three	Ottawa	1902	North Shields, G.B.	80 0	18 1	8 3	79	33	21 sc.	The Minister of Marine and Fisheries, Ottawa, Ont.
78,024	Thisle	Collingwood	1881	Collingwood, Ont.	66 0	13 6	7 0	36	25	25 sc.	The Rondeau Tug Co., Ltd., Blenheim, Ont.
107,867	Thisle	Dawson	1902	Dawson, Y.T.	102 0	19 8	3 9	225	153	7 pa.	British Yukon Navigation Co., Ltd., Vancouver, B.C.
103,841	Thisle	Ottawa	1885	Valleyfield, Que.	31 0	6 6	3 2	2	2	4 sc.	W. E. James, Combermere, Ont.
103,890	Thisle	Ottawa	1897	Hull, Que.	40 0	9 4	3 6	6	2	6 sc.	A. H. Taylor and J. Sutherland, Ottawa, Ont.
100,673	Thisle	Vancouver	1892	Vancouver, B.C.	24 0	7 3	3 1	2	2	12 sc.	Charles Reynolds, Brighton Island, B.C.
131,147	Thomas Crosby	Vancouver	1912	Vancouver, B.C.	83 4	18 5	9 0	116	79	19 1/2 sc.	James H. White, Sardis, B.C.
*126,022	Thomas Fred Bab- litch	St. Catharines	1888	Detroit, Mich., U.S.A.	64 0	16 5	6 0	54	33	10 sc.	Joseph Battie, Thorold, Ont.
126,803	Thomas J. Drum- mond	Sault Ste. Marie	1910	Dumbarton, G.B.	217 8	43 7	22 8	2,201	1,661	215 sc.	The Algona Central & Hudson Bay Railway Co., Sault Ste. Marie, Ont.
107,595	Thomas Maitland	Owen Sound	1899	Owen Sound, Ont.	89 9	18 0	8 8	107	73	31 sc.	Rixon Angus Stoddart Co., Ltd., Owen Sound, Ont.
116,847	Thomas R. Scott	Owen Sound	1887	Grand Haven, Mich., U.S.A.	138 0	28 0	7 6	258	175	13 1/2 sc.	The Peninsula Tug & Towing Co., Ltd., Wiarton, Ont.
103,298	Thompson	New Westminster	1895	Knaik Siding, B.C.	94 3	18 6	4 6	150	94	10 sc.	Columbia River Lumber Co., Golden, B.C.
80,765	Thor	Quebec	1881	Levis, Que.	136 7	24 5	10 0	323	203	60 pa.	La Compagnie Trans-St. Laurent Limitee, Crazyville.
121,962	349	Kingston	1906	Kingston, Ont.	34 0	6 8	3 0	4	3	1 1/2 sc.	John H. Davis, Kingston, Ont.
121,963	350	Kingston	1906	Kingston, Ont.	34 0	6 8	3 0	4	3	1 1/2 sc.	John H. Davis, Kingston, Ont.
121,964	351	Kingston	1906	Kingston, Ont.	34 0	6 8	3 0	4	3	1 1/2 sc.	John H. Davis, Kingston, Ont.

** Formerly "Fannie L. Baker"

ALPHABETICAL LIST of Canadian Registered Steam Vessels on Registry Books, &c.—Continued.
LISTE ALPHABÉTIQUE des vapeurs canadiens inscrits sur les registres, etc.—Suite.

Official Number. Numéro officiel.	Name of Ship. Nom du navire.	Port of Registry. Port d'inscription.	Built — Construit — en	Where built — Lieu de construction.	Length in feet and 10ths. Longueur en pieds et 10es.	Breadth in feet and 10ths. Largeur en pieds et 10es.	Depth in feet and 10ths. Profondeur en pieds et 10es.	Gross Tonnage. Tonnage brut.	Registered Tonnage. Tonnage enregistré.	H.P. of Engines and Mode of Propulsion. P. V. et mode de propulsion.	Owner or Managing Owner, and Address. Armateur ou propriétaire gérant, et adresse.
116,755	Thyra.....	Toronto.....	1887	Poughkeepsie, N. Y., U.S.A.	66 0	11 0	7 1	34	23	8 sc...	F. B. Polson, Toronto, Ont.
116,386	Tiger.....	Ottawa.....	1896	Lakeport, U.S.A.	34 0	7 6	3 6	4	3	10 sc...	Ontario Corundum Co., Ltd., Ottawa, Ont.
122,359	Tillieva.....	Kings'ton.....	1907	Brighton, Ont.....	29 8	5 6	3 0	3	2	3 sc...	Malcolm L. Butler, Brighton, Ont.
122,535	Tillicoum.....	Vancouver.....	1906	Port Simpson, B.C.....	42 3	8 1	4 0	13	9	1 sc...	Ralph Simpson, Arrowhead, B.C.
75,532	Tim Doyle.....	Montreal.....	1874 1894	Buffalo, N.Y., U.S.A. Lachine, Que.....	40 6	11 8	6 2	15	10	5 sc...	Lyon Cohen, Montreal, Que.
117,180	Tim Healy.....	Windsor, Ont.....	1908	Sandwich, Ont.....	41 2	12 0	6 8	34	26	6 sc...	The Windsor Dredging Co., Ltd., Windsor, Ont.
126,799	Tiono.....	New Westminster.....	1911	New Westminster, B.C.....	32 2	8 5	4 0	9	6	1 1/2 sc...	Alexander Speck, New Westminster, B.C.
107,413	Tit Bit.....	Montreal.....	1899	New York, U.S.A.....	25 2	5 9	2 2	2	1	1 sc...	S. Carsley, jr., Montreal, Que.
196,909	Tit Willow.....	Ottawa.....	1891	Kings'ton, Ont.....	49 9	9 1	4 3	17	11	12 sc...	J. D. Deacon and E. A. Dunlop, J.O., Peabroke, Ont.
122,492	Togo.....	Chatham, N.B.....	1907	Newcastle, N.B.....	86 4	17 5	5 6	51	32	9 hp.	Richards Manufacturing Co., Ltd., Campbellton, N.B.
116,741	Togo.....	Halifax.....	1904	Halifax, N.S.....	79 5	19 2	7 8	97	66	33 sc...	The Togo Co., Ltd., Halifax, N.S.
117,038	Togo.....	Sault Ste. Marie.....	1905	Massey, Ont.....	44 0	10 4	5 0	15	8	1 sc...	Charles J. Clark, Massey, Ont.
116,781	Tootsie Woodsie.....	Vancouver.....	1904	Vancouver, B.C.....	16 0	5 0	1 5	1	—	3 sc...	Geo. E. Cates, Vancouver, B.C.
122,162	Topaz.....	Vancouver.....	1903	Victoria, B.C.....	49 6	13 0	5 8	34	23	12 sc...	North Coast Towing Co., Ltd., Prince Rupert, B.C.

† Formerly "Titanium."

SESSIONAL PAPER No. 21b

107,166	Topsy	Collingwood	1896	Midland, Ont.	36 0	8 0	4 0	15	10	4 sc	J. H. Gropf, et al., J.O., Penetanguishene, Ont.									
107,412	Toronto	Toronto	1899	Toronto, Ont.	269 4	36 0	13 8	2,779	1,652	263 pa.	The Richelieu & Ontario Navigation Co., Montreal, Que.									
108,688	Torpedo	Toronto	1898	Toronto, Ont.	31 0	8 3	5 0	8	6	1 sc	Toronto Construction Co., Ltd., Toronto, Ont.									
122,180	Torpy	Port Arthur	1907	Rossport, Ont.	31 0	10 0	4 0	8	5	$\frac{3}{4}$ sc	John Paulment, Rossport, Ont.									
122,540	Tory	Vancouver	1907	Vancouver, B.C.	22 3	7 6	2 0	8	5	$\frac{1}{2}$ sc	James R. Jolliffe, Vancouver, B.C.									
123,339	Toten	Vancouver	1909	Vancouver, B.C.	45 2	12 0	5 9	25	17	2 $\frac{1}{2}$ sc	The Packers Steamship Co., Ltd., Vancouver, B.C.									
116,596	Tourist	Montreal	1904	Gaughamawags, Que.	36 0	7 0	2 3	3	2	$\frac{3}{4}$ sc	Mrs. Elizabeth Anclair, Montreal, Que.									
122,447	Tourist	St. John, N.E.	1907	Margaretville, N.S.	37 0	12 4	4 5	15	10	1 sc	Joseph C. Welton, North Kingston, N.S.									
107,339	Tourist	Shelburne	1900	Yarmouth, N.S.	31 0	7 4	3 6	4	3	4 sc	Jonathan Perry, Shelburne, N.S.									
107,838	Teader	Victoria	1901	Vancouver, B.C.	101 0	22 6	8 2	167	111	17 sc	Gulf Steamship & Trading Co., Ltd., Victoria, B.C.									
124,656	Teader S.	Midland	1912	Midland, Ont.	71 1	15 2	6 0	96	66	15 $\frac{1}{2}$ sc	The Playfair Preston Co., Ltd., Midland, Ont.									
136,149	Teamountana	Vancouver		United States	60 0	16 0	6 0	23	19	1 sc	Kingsome Navigation Co., Ltd., Vancouver, B.C.									
116,256	Teanquilo	Toronto	1892	Bristol, R.I., U.S.A.	77 0	11 2	6 5	39	27	5 sc	Electrical Development Co., Toronto, Ont.									
124,142	Transcontinental	Sord	1905	Sord, Que.	46 0	8 3	2 8	9	6	1 sc	Pierre-Potvin, Village LaFuque, Que.									
100,794	Transfer	Victoria	1893	New Westminster, B.C.	122 0	21 5	5 6	261	98	18 pa.	Robert Jardine, New Westminster, B.C.									
117,170	Transf.	Windsor, N.S.	1910	Summersville, N.S.	29 2	8 3	3 5	8	4	1 sc	Charles E. Torrey, Summersville, N.S.									
125,856	Transversier No. 1.	Sord	1911	Sord, Que.	50 3	26 1	3 3	37	31	1 pa.	Joseph Salvaud, Sord, Que.									
111,930	Traveler	Midland	1871	Cheboygan, Mich., U.S.A.	140 0	24 0	12 0	438	248	118 sc	Midland Towing & Wrecking Co., Ltd., Midland, Ont.									
115,272	Trobia	St. John, N.E.	1902	Port Glasgow, G.B.	338 7	46 0	25 7	3,586	2,313	303 sc	Steamship Trobia Co., Ltd., Bathesda, N.B.									
103,312	Trent	Belleville	1893	Sincor, Ont.	36 9	10 5	3 9	20	12	20 pa.	D. Gilmore, Trenton, Ont.									
126,833	Trillium	Toronto	1910	Toronto, Ont.	150 0	30 0	7 2	673	463	48 pa.	The Toronto Ferry Co., Ltd., Toronto, Ont.									
111,958	Trim	New Westminster		New Westminster, B.C.	28 0	8 0	2 5	3	3	2 sc	Harry Trim, Westham Island, B.C.									
126,277	Trolicent	New Westminster	1909	New Westminster, B.C.	36 9	8 0	1 8	7	4	$\frac{1}{2}$ sc	John P. H. Bobb, and New Westminster, B.C.									
126,768	Trois Rivières	Montreal	1869	Sord, Que.	219 8	32 0	9 6	1,449	652	53 pa.	The Richelieu & Ontario Navigation Co., Montreal, Que.									
88,233	Tropic	Brookville	1885	Smith's Falls, Ont.	40 5	8 3	3 4	9	7	7 sc	H. T. Todley, Portland, Ont.									

ALPHABETICAL LIST of Canadian Registered Steam Vessels on Registry Books, &c.—Continued.

LISTE ALPHABÉTIQUE des vapeurs canadiens inscrits sur les registres, etc.—Suite.

Official Number. Numéro officiel.	Name of Ship. Nom du navire.	Port of Registry. Port d'enregistrement.	Built Constructé en	Where Built. Lieu de construction.	Length in feet and 10ths. Longueur en pieds et 10 ^{es} .	Breadth in feet and 10ths. Largeur en pieds et 10 ^{es} .	Depth in feet and 10ths. Profondeur en pieds et 10 ^{es} .	Gross Tonnage.	Registered Tonnage. Tonnage enregistré.	H.P. of Engines and Mode of Propulsion. Puissance des machines et mode de propulsion.	Owner or Managing Owner, and Address. Armateur ou propriétaire géant et adresse.
126,242	<i>Truant</i>	Victoria	1908	Victoria, B.C.....	28 4	10 0	4 8	7	4	3 sc...	Walter E. Adams, Victoria, B.C.
121,783	<i>Trudel II</i>	Ottawa.....	1904	Douglas Farm, Ontario.....	40 4	16 7	3 6	15	5	2 pa...	James B. Klock, Mattawa, Ont.
107,118	<i>Trusty</i>	Lauenburg.....	1898	Lake, Que. LaHave, N.S.....	77 0	17 4	7 8	53	33	110 sc...	The LaHave Steamship Co., Ltd., LaHave, N.S.
100,201	<i>Try</i>	Vancouver.....	1891	Vancouver, B.C.....	61 0	15 0	3 0	42	26	10 pa...	E. Burns, Vancouver, B.C.
126,208	<i>Tsckwa</i>	Vancouver.....	1908	Vancouver, B.C.....	27 5	8 2	4 3	8	5	1 1/2 sc...	John Damater, Vancouver, B.C.
130,854	<i>Tsibame</i>	Vancouver.....	1908	Nanaimo, B.C.....	37 0	9 3	3 4	9	6	1 1/2 sc...	Chiyo Uchido, Vancouver, B.C.
126,784	<i>Tsaru</i>	New Westminster.....	1910	Steveston, B.C.....	39 0	9 3	3 0	9	6	5 1/2 sc...	George Isomura, Steveston, B.C.
126,216	<i>Tudadi</i>	Vancouver.....	1908	Vancouver, B.C.....	49 3	14 3	6 0	40	27	4 1/2 sc...	W. W. Ervin, Vancouver, B.C.
122,886	<i>Tulalip</i>	Victoria.....	1905	Seattle, U.S.A.....	33 5	9 0	3 6	12	6	5 1/2 sc...	Joseph A. Sayward, Victoria, B.C.
112,201	<i>Turbinia</i>	Hamilton.....	1904	Hebburn-on-Tyne, G. B.....	250 0	33 2	12 6	1,064	603	500 sc...	Niagara Navigation Co., Ltd., Toronto, Ont.
112,394	<i>Turtle</i>	Ottawa.....	1902	Cache Bay, Ont.....	65 0	20 0	3 8	38	33	12 pa...	Geo. Gordon, et al., Pembroke, Ont.
126,239	<i>Tussler</i>	Victoria.....	1899	Olympia, Wash., U.S.A.....	45 8	12 8	4 6	15	11	6 sc...	Mrs. Annie C. Gardner, Victoria, B.C.
111,885	<i>Tutsy</i>	Peterborough.....	1905	Peterboro', Ont.....	35 5	7 5	3 0	9	6	3 sc...	H. Allen, Peterboro', Ont.
100,627	<i>Two Friends</i>	Port Dover.....	1905	Port Dover, Ont.....	52 3	13 0	5 0	23	16	9 sc...	H. W. Ansley, et al., Port Dover, Ont.

* Turbines.

SESSIONAL PAPER No. 21b

1880	122,611	Two Maces	Goderich	U.S.A.	55 3	13 0	6 0	24	16	3 se	Robert McKay and Angus McDonald, J.O., Goderich, Ont.
1909	126,626	<i>Thain (Thain)</i>	Vancouver	B.C.	38 9	9 4	4 8	15	10	3½ se	William R. Jones, Vancouver, B.C.
1889	107,439	Tyee	New Westminster	B.C.	72 0	14 2	6 5	32	18	11 se	Francis Beutlier, M.O., New Westminster, B.C.
1869	63,459	Tyrian	Halifax	G.B.	237 5	30 2	19 9	1,439	667	108 se	The Minister of Public Works Ottawa, Ont.
1898	107,159	Tyrell	Vancouver	B.C.	112 0	30 2	4 8	678	408	17 pr	British Yukon Navigation Co., Ltd., Vancouver, B.C.
1902	112,246	<i>Uta</i>	Vancouver	B.C.	31 8	8 6	3 0	10	7	9 se	Eustace Smith, Vancouver, B.C.
1889	96,097	Ulala	Sydney	N.S.	49 4	9 0	5 2	14	4	9 se	John C. Larder, Sydney, N.S.
1900	103,815	Ullaculaha	Belleville	Mich., U.S.A.	38 0	7 0	3 6	6	4	10 se	Chas. W. Turner, Campbellford, Ont.
1889	92,658	Umbria	St. Catharines	Ont.	58 0	15 2	6 2	43	29	11 se	Peter A. McCallum, Toronto, Ont.
1885	107,370	Uma	Toronto	N.Y., U.S.A.	46 0	8 8	8 0	22	15	2 se	David S. Pratt, Midland, Ont.
1912	133,661	<i>Uma E. Hart</i>	Halifax	N.S.	49 2	14 0	7 0	21	21	1 se	James L. Hart, Sambro, N.S.
1886	92,615	Uncle Jim	Wallaceburg	Ont.	50 0	10 5	4 3	11	8	1 se	Robert Graham and Mathew Graham, Kaganong, Ont.
1893	97,101	Uncle Tom	Port Stanley	Ont.	47 0	10 8	3 6	8	3	3½ se	John E. Moore, Port Stanley, Ont.
1894	100,680	Uncle Tom	Vancouver	B.C.	29 5	7 4	3 3	3	2	½ se	Francis W. Shaw, Vancouver, B.C.
1906	122,546	<i>Uuden</i>	Vancouver	B.C.	31 1	10 0	4 9	14	9	1 se	Frank M. Richardson, Vancouver, B.C.
1897	103,681	Undine	Toronto	Ont.	31 0	7 7	2 8	9	6	2 se	The Mine Centre Lumber Co., Ltd., Port William, Ont.
1907	122,519	<i>Unicon</i>	Vancouver	B.C.	35 7	10 5	5 3	15	10	1½ se	Packers Steamship Co., Ltd., Vancouver, B.C.
1881	85,707	United Lumber man	Midland	Ont.	139 2	31 6	11 7	399	259	46 se	Morden Transit Co., Ltd., Midland, Ont.
1901	111,548	Uno	Vancouver	B.C.	35 2	11 5	4 0	12	8	2 se	D. McIntosh, and A. McKinnon, J. O., Broughton Island, B.C.
1907	126,684	<i>Unouic</i>	Montreal	U.S.A.	36 7	9 9	6 0	14	9	2½ se	John P. Black, Montreal, Que.
1892	100,553	Upos	Kingston	Ont.	48 2	10 0	3 4	17	11	6 se	O. R. Fraser, Edmonton, Alta.
1910	126,789	<i>Uroshimo</i>	New Westminster	B.C.	35 3	10 4	4 9	12	8	2 se	Crescent Oyster Co., Ltd., Vancouver, B.C.

+ Foreign name "Telephonio."

ALPHABETICAL LIST of Canadian Registered Steam Vessels on Registry Books, &c.—Continued.

LISTE ALPHABÉTIQUE des vapeurs canadiens inscrits sur les registres, etc.—Suite.

Official Number. Numéro officiel.	Name of Ship. Nom du navire.	Port of Registry. Port d'inscription.	Build—Constructeur.	Where built. Lieu de construction.	Length in feet and 10ths. Longueur en pieds et 10 ^{es} .	Breadth in feet and 10ths. Largeur en pieds et 10 ^{es} .	Depth in feet and 10ths. Profondeur en pieds et 10 ^{es} .	Gross Tonnage. Tonnage brut.	Registered Tonnage. Tonnage enregistré.	H. P. of Engines and Mode of Propulsion. Puissance des machines en C. V. et mode de propulsion.	Owner or Managing Owner, and Address. Armateur ou propriétaire géant, et adresse.
114,053	Usher	Yarmouth	1901	Port Glasgow, G. B.	510 0	46 0	25 7	3,594	2,350	310 sc.	The Usher Steamship Co., Ltd., Chicago, N. S.
126,750	Urbino	Vancouver	1909	Shanghai, China.	37 0	13 5	7 0	22	15	1 sc.	Richard H. Alexander, Vancouver, B. C.
130,906	F. M. D.	Vancouver	1812	Vancouver, B. C.	10 0	9 1	4 1	15	10	17 sc.	Victor M. Dafoe, Vancouver, B. C.
130,377	F. S. R.	Peterboro	1907	Chatham, Ont.	20 0	4 8	2 0	1	1	1 sc.	Christopher Rutherford, Peterboro, Ont.
100,691	Vachic	Vancouver	1922	Victoria, B. C.	40 2	10 4	4 0	10	7	2 sc.	Francis W. Walsh, Vancouver, B. C.
107,681	Vacuna	Prescott	1896	Bristol, R. I., U. S. A.	75 1	13 5	8 0	52	35	75 sc.	J. P. Wisner, Prescott, Ont.
103,262	Vacuna	St. John, N. B.	1888	Brewer, Me., U. S. A.	35 0	8 5	2 7	10	6	1 sc.	S. W. Conrad, Ste. Croix, N. B.
124,077	Vadso	Victoria	1881	Gothenburg, Sweden	191 2	28 7	21 7	908	698	110 sc.	The Koscowitz Steamship Co., Ltd., Victoria, B. C.
4126,321	Vadtes	Vancouver	1896	Seattle, Wash., U. S. A.	33 5	11 6	4 2	12	8	1 sc.	Roderick Martin, Vancouver, B. C.
103,230	Valeda	Ottawa		Pembroke, Ont.	50 0	6 4	3 0	2	2	4 sc.	Charles Lenoire, Pembroke, Ont.
496,907	Valeria	Sorel	1891	Kingston, Ont.	75 4	13 5	4 0	52	33	20 sc.	François Crepeau, Sorel, Que.
111,541	Valhalla	Vancouver	1901	Nelson, B. C.	102 5	20 8	9 0	153	34	37 sc.	Canadian Pacific Railway Co., Montreal, Que.

* Foreign Name "Roma." † Formerly "Lorelei."

SESSIONAL PAPER No. 21b

180,244	Valinda	Yarmouth	1911	Liverpool, N.S.	95 0	21 5	9 3	117	60	19 se	The Bridgetown Steamship Co., Ltd., Bridgetown, N. S.
¶ 69,595	Valleyfield	Montreal	1873 1901	Quebec, Que Montreal, Que	116 0	23 2	6 5	417	280	12 se	Jos. A. Lamoine, Montreal, Que.
92,775	Vancouver	Vancouver	1888	Vancouver, B.C.	72 0	13 7	5 2	47	32	13 se	E. H. Heaps & Co., Ltd., Vancouver, B.C.
116,907	Vanguard	Parrsboro	1907	Cape D'Or, N.S.	47 2	12 3	6 0	16	11	35 se	Robinson Wright, & Co., Ltd., Shubec, N.S.
130,300	Vaquero	Vancouver	1910	Vancouver, B.C.	31 8	7 7	4 6	9	6	2 se	Arthur H. Nichol, Vancouver, B.C.
72,967	Varuna	Pictou, Ont	1880	Wolfe Island, Ont	91 4	17 0	5 1	131	85	40 se	The Ontario & Quebec Navigation Co., Ltd., Pictou, Ont.
100,927	Varuna	Ottawa	1891	Carleton Place, Ont.	23 0	5 0	2 4	1	1	2 se	Geo. P. Spital, Ottawa, Ont.
126,273	Veader	New Westminster	1909	New Westminster, B.C.	75 0	16 6	3 3	103	61	3 pa	Alfred E. Yates, M.O., New West- minster, B.C.
88,578	Vega	Toronto	1884	Kingston, Ont.	37 0	6 6	3 5	7	5	4 se	J. K. Macdonald, Toronto, Ont.
* 126,271	Véna W.	New Westminster	1902	Whatecom, U.S.A.	39 4	8 8	3 6	11	8	1 3 se	H. N. Smith, New Westminster, B.C.
126,763	Vélo	Montreal	1910	Brockville, Ont.	25 3	4 8	2 5	2	1	1 se	Alphonse Decary, Montreal, Que.
117,147	Vénéta	Halifax	1904	Mahone Bay, N.S.	30 5	9 0	3 5	5	5	5 se	Joseph N. Pettipas, Bay of Islands, Nfld.
107,709	Vanetta	Toronto	1898	Toronto, Ont.	61 5	11 5	7 6	31	21	6 se	David Smith, Toronto, Ont.
122,163	Venture	Vancouver	1906	Vancouver, B.C.	29 1	9 3	3 4	8	6	3 se	Robert Mitchell, Vancouver, B.C.
129,475	Venture	Victoria	1910	Old Kilpatrick, G. B.	180 1	32 1	17 0	1011	580	171 se	The Boscowitz Steamship Co., Ltd., Victoria, B.C.
107,449	Vera	Vancouver	1898	Birkenhead, G.B.	31 5	7 3	3 8	6	4	6 se	Louis Haptonstall, Port Essington, B.C.
116,251	Vera A.	Toronto	1902	Midland, Ont.	35 3	9 0	3 3	11	7	1 se	Georgian Bay Lumber Co., Ltd., Wabushiere, Ont.
130,686	Vera May	Laurenburg	1911	Tancook, N.S.	46 6	13 1	6 8	21	22	1 se	Elmer M. Boutilier, M. O., Halifax, N.S.
126,211	Vera S. Pru.	Vancouver	1908	Vancouver, B.C.	29 0	10 5	4 8	9	6	3 se	George H. Fry, Vancouver, B.C.
126,384	Vera T.	Quebec	1908	Levis, Que.	47 9	12 1	7 9	36	22	3 se	John S. Thom, Quebec, Que.
130,965	Verada	Victoria	1910	Seattle, U.S.A.	31 0	11 6	6 6	12	8	3 se	Ian Mair, Hill Island, B.C.
122,601	Verbona	Kenora	1907	Kenora, Ont.	70 0	16 0	6 0	72	49	23 se	Lake of the Woods Milling Co., Ltd., Montreal, Que.
94,913	Verbona May	Southampton	1888	Southampton, Ont.	38 0	12 0	4 6	16	11	8 se	Richard Gawley, Murs, P.O., Ont.
121,956	Verda Belle	Port Stanley	1908	Port Stanley, Ont.	55 5	13 6	6 4	34	23	4 se	H. L. Moore and W. S. Stanton, J. O., Port Stanley, Ont.
126,387	Vermillion	Quebec	1909	Grandes Piles, Que	65 5	14 6	3 2	87	52	3 pa	William Ritchie, Three Rivers, Que.

* Formerly "Paul Smith" and "Gatineau." Foreign name "Welcome."

ALPHABETICAL LIST of Canadian Registered Steam Vessels on Registry Books, &c.—Continued.

LISTE ALPHABÉTIQUE des vapeurs canadiens inscrits sur les registres, etc.—Suite.

Official Number. — Numéro officiel.	Name of Ship. — Nom du navire.	Port of Registry. — Port d'enregistrement.	Built — Construit en	Where built. — Lieu de construction.	Length in feet and 10ths. — Longueur en pieds et 10 ^{es} .	Breadth in feet and 10ths. — Largeur en pieds et 10 ^{es} .	Depth in feet and 10ths. — Profondeur en pieds et 10 ^{es} .	Gross Tonnage. — Tonnage brut.	Registered Tonnage. — Tonnage enregistré.	H.P. of Engines and Mode of Propulsion. — Puissance des machines en c.v. et mode de propulsion.	Owner or Managing Owner, — and Address. — Armateur ou propriétaire gérant, — et adresse.
107,423	Vernon Jr.	Brockville.	1902	Manitowoc, Wis., U.S.A.	70 6	13 6	7 0	46	26	10 sc.	William H. Constock, Brockville, Ont.
103,689	Verva.	Toronto.	1898	Wahmapiatae, Ont.	65 0	15 2	6 9	55	37	40 sc.	John Waldie, Toronto, Ont.
88,236	Vesper.	Brockville.	1887	Brockville, Ont.	30 7	6 2	2 6	2	2	3 sc.	W. J. Gibbard, Napanee, Ont.
111,531	Vesper.	Vancouver.	1900	Vancouver, B.C.	26 0	8 2	2 3	4	3	6 sc.	Frank N. Asman, Vancouver, B.C.
90,796	Vesper.	Victoria.	1887	Victoria, B.C.	27 0	6 4	2 9	6	4	1 sc.	Miss Mary A. Ellison, Victoria, B.C.
100,698	Vesta.	Pictou, N.S.	1896	Pictou, N.S.	35 8	8 3	3 9	9	5	1 sc.	J. L. Phillips, Mira Gut, N.S.
116,923	Vesta.	Victoria.	1904	Port Simpson, B.C.	44 0	8 8	5 6	12	7	2 sc.	D. A. Robertson and George Rudge, Port Simpson, B.C.
130,270	Veauve.	Ottawa.	1908	Sturgeon Falls, Ont.	38 0	12 0	3 3	22	14	1 sc.	George Gordon & Co., Ltd., Cache Bay, Ont.
96,728	Victor.	Chatham, N.B.	1889	Chatham, N.B.	71 6	15 8	5 0	46	29	15 pa.	Richards Manufacturing Co., Ltd., Campbellton, N.B.
69,665	Victor.	Montreal.	1875	Quebec, Que.	59 0	14 6	6 4	35	18	8½ sc.	E. A. D. Morgan, Montreal, Que.
121,769	Victor.	Victoria.	1906	Vancouver, B.C.	31 0	9 7	4 4	14	10	14 sc.	F. H. Rosher, Victoria, B.C.
121,778	Victor.	Winnipeg.	1906	The Landing, Man.	52 0	12 0	4 5	26	18	3½ sc.	The Northern Fish Co., Ltd., Selkips, Man.
130,579	Victor S.	Lanenburg.	1908	Tancook, N.S.	40 2	10 3	5 8	12	11	½ sc.	Freeman Jollymore, M.O., Mill Cove, N.S.
107,746	Victoria.	Brockville.	1900	Kingston, Ont.	72 6	15 5	5 0	58	40	3 sc.	Geo. A. Davis, Smith's Falls, Ont.
107,462	Victoria.	Lindsay.	1894	Lindsay, Ont.	35 0	6 6	3 0	4	3	6 sc.	R. B. Rogers, Peterborough, Ont.

SESSIONAL PAPER No. 21b

111,666	Victoria	Montreal	1902	Sorel, Que	101 7	21 2	6 9	343	183	17 se	Amodee Malette, Rigaud, Que.
107,087	Victoria	Ottawa	1897	Pembroke, Ont	128 7	21 0	7 1	188	99	60 pa	Pembroke Nav. Co., Ltd., Pembroke, Ont.
107,408	Victoria	Ottawa	1899	Toronto, Ont	100 0	21 0	5 6	181	108	17 se	Victoria Navigation Co., Ltd., Ottawa, Ont.
112,400	Victoria	Ottawa	1901	Simcoe, Ont.	42 4	16 0	3 6	25	20	20 pa	Victoria Harbour Lumber Co., Ltd., Toronto, Ont.
103,802	Victoria	Pictou, N.S.	1901	Pugwash, N.S.	64 4	17 4	6 6	68	40	5 se	(Geo. D. Grimmer, St. Andrews, N.B.
	Victoria	Port Hope	1867	Lindsay, Ont	93 7	15 4	6 5	191	129		Whitby & Port Perry Railway Co., Whitby, Ont.
112,029	Victoria	Quebec	1901	Quebec, Que.	70 2	13 9	6 5	48	32	13 se	The Price Brothers & Co., Ltd., Quebec, Que.
107,063	Victoria	St. John, N.B.	1897	St. John, N.B.	191 2	30 0	7 9	1,002	631	53 pa	L. A. Currey, St. John, N.B.
94,917	Victoria	Southampton	1891	Port Elgin, Ont	31 3	7 1	2 5	3	2	7 se	W. F. Davidson, Colpoys's Bay, Ont.
116,751	Victoria	Toronto			37 8	10 0	3 9	13	9	2 se	Peter Light, Penetanguishene, Ont.
122,276	Victoria	Winnipeg	1905	Saskark, Man.	55 0	11 0	4 0	28	19	10 se	The Minister of Public Works, Ottawa, Ont.
116,365	Victoria K	Goderich	1903	Goderich, Ont	72 4	15 1	6 8	41	28	14 se	Daniel Sullivan, Blind River, Ont.
103,917	Victorian	Victoria	1898	Victoria, B.C.	146 5	33 4	4 7	716	455	15 pa	British Yukon Navigation Co., Ltd., Vancouver, B.C.
	Victory	Montreal	1870	Montreal, Que.	65 9	13 1	7 0	56	38		Wm. O. Connors, Quebec, Que.
¶107,869	Vidette	Dawson	(1898 1911	St. Michaels, Ala., U.S.A. Lake La Barge, Y.T.)	119 0	17 5	3 4	251	169	5 pa	Side Straits Navigation Co., Ltd., Dawson, Y. T.
116,706	Vigie	Kenora	1903	Kenora, Ont.	18 0	5 4	2 6	1	—	3 se	Henry de Sarsis, Whitewood, Sask., and L. Wolff, Winnipeg, Man., J.O.
117,070	Vigilant	Ottawa	1901	Toronto, Ont	177 0	22 1	13 2	396	243	65 se	The Minister of the Naval Service, Ottawa, Ont.
111,594	Vigilant	Vancouver	1890	Victoria, B.C.	52 0	12 4	5 0	29	26	8 se	Robt. Bailey, Vancouver, B.C.
116,371	Viking	Port Arthur	1902	Rosport, Ont.	44 0	11 4	5 0	15	10	4 se	Thomas Craigie, Rosport, Ont.
103,130	Viking	St. Andrews	1891	Ashtabula, Ohio, U.S.A.	75 3	21 1	6 4	128	87	17 se	Deer Island & Campo Bello SS. Co., Campo Bello, N.B.
107,211	Viking	Winnipeg	1899	Winnipeg, Man	43 7	11 7	7 4	17	12	2 se	Stephen Sigurdson, Hnausa, Man.
112,397	Ville Marie	Ottawa	1902	Ville Marie, Que.	35 0	11 5	4 0	32	27	2 se	John Lumsden, Ottawa, Ont.
112,076	Villeneuve	Kenora	1901	Kenora, Ont.	50 0	9 8	4 2	28	19	2 se	Henry S. Villeneuve, Kenora, Ont.
122,515	Vivac	Vancouver	1907	Vancouver, B.C.	36 4	9 0	4 3	16	11	1 1/2 se	Mrs. Annetie Anderson, North Vancouver, B.C.

¶ Formerly "May West."

ALPHABETICAL LIST of Canadian Registered Steam Vessels on Registry Books, &c.—Continued.

LISTE ALPHABÉTIQUE des vapeurs canadiens inscrits sur les registres, etc.—Suite.

Official Number. Numéro officiel.	Name of Ship. Nom du navire.	Port of Registry. Port d'inscription.	Built Construit en	Where built. Lieu de construction.	Length in feet and 10ths. Longueur en pieds et 10 ^{es} .	Breadth in feet and 10ths. Largeur en pieds et 10 ^{es} .	Depth in feet and 10ths. Profondeur en pieds et 10 ^{es} .	Gross Tonnage. Tonnage brut.	Registered Tonnage. Tonnage enregistré.	H.P. of Engines and Mode of Propulsion. Puissance des machines en C.V. et mode de propulsion.	Owner or Managing Owner, and Address. Armateur ou propriétaire géant, et adresse.
130,443	Vincer.....	Vancouver.....	1911	North Vancouver, B.C.	45 7	14 5	5 7	24	16	3 1/2 sc.	H. Bell-Irving & Co., Ltd., Vancouver, B.C.
112,275	Viola.....	Montreal.....	1903	Montreal, Que.	25 0	6 4	2 3	2	2	1 sc.	Mrs. Ida H. O. Moseley, Westmount, Que.
116,880	Viola.....	St. Catharines.....	1905	Hamilton, Ont.	35 0	9 8	3 4	5	4	3 sc.	Arthur F. Masters, et al., Niagara-on-the-Lake, Ont.
126,412	Viola M.....	Toronto.....	1901	Hamilton, Ont.	29 0	7 0	4 0	8	7	3 sc.	Henry Wallace, Minet, P. O., Muskoka, Ont.
107,740	Viper.....	Kingston.....	1899	Kingston, Ont.	40 6	7 9	4 6	8	5	16 sc.	F. J. Drake, Kingston, Ont.
111,852	Viper.....	Port Arthur.....	1901	Owen Sound, Ont.	60 0	13 0	5 6	34	19	4 sc.	Wm. Collis, Bruce Mines, Ont.
130,587	Vipond.....	Halifax.....	1912	Malone Bay, N.S.	58 4	15 1	6 8	26	18	3 1/2 sc.	Dominion Fisheries, Ltd., Halifax, N.S.
*71,615	Virginia.....	Montreal.....	1875	Philadelphia, Pa., U.S.A.	107 0	24 0	10 8	146	89	175 sc.	Succomes-McNaughton Line, Ltd., Montreal, Que.
112,265	Vison.....	Montreal.....	1902	St. Joseph, Mich., U.S.A.	23 2	6 0	2 3	2	1	1 sc.	P. Beauchemin, Sorel, Que.
126,627	Vital Spark.....	Vancouver.....	Unknown.....	36 2	10 5	3 5	10	7	1 1/2 sc.	John Wallace, Vancouver, B.C.
111,808	Viva.....	Sault Ste. Marie.....	1893	Wyandotte, Mich., U.S.A.	33 0	8 0	3 6	7	5	— sc.	John McEwen, Sarnia, Ont.
116,612	Vizen.....	Dawson.....	1907	White Horse, Y.T.	40 0	7 2	2 4	5	4	1 3/4 sc.	Eli Verrean, Dawson, Y.T.
122,404	Vizen.....	Montreal.....	1907	Lachine, Que.	32 0	5 9	2 7	3	2	1 sc.	Andrew S. Forman, Montreal, Que.
111,592	Vixen.....	New Westminster.....	1898	Kaslo, B.C.	35 0	7 0	3 0	7	5	2 sc.	Geo. W. Hale, Nelson, B.C.

* Formerly "Lake."

SESSIONAL PAPER No. 21b

No.	Name	Company	Home Port	Length	Breadth	Depth	Displacement	Speed	Power	Notes
71,228	Vixen	Sault Ste. Marie	1886	48 0	13 8	5 0	68	18	30	Thomas E. Williams, Thessalon, Ont.
122,371	Velage	Vancouver	1895	36 5	10 0	5 0	13	4	30	William M. Sprott, Vancouver, B.C.
100,694	Volunda	Pictou, N.S.	1894	73 4	9 4	5 9	30	7	30	Jos. J. Phillips, M.O., Mira, N.S.
103,442	Volunteer	Ottawa, Ont.	1889	35 4	6 6	3 0	3	2	2	M. P. Davis, Ottawa, Ont.
103,553	Voyageur	Midland	1895	67 6	12 0	1 8	44	30	2	Canada Iron Furnace Co., Ltd., Montreal, Que.
107,925	Vulkan	New Westminster	1899	72 0	16 0	7 5	77	52	17	The Brunette Sawmill Co., Ltd., New Westminster, B.C.
92,756	Vulcan	Quebec	1889	43 3	11 8	5 5	18	13	33	The Madon & Gulf Coal Co., Ltd., Mabou, N.S.
† 130,851	W. No. 1	Vancouver	1911	50 0	13 3	4 8	37	10	25	Wallace Fisheries, Ltd., Vancouver, B.C.
‡ 131,021	W. No. 3	Vancouver, B.C.	1908	40 0	12 2	4 2	18	12	13	Peter Wallace, Vancouver, B.C.
* 131,022	W. No. 4	Vancouver, B.C.	1912	44 0	14 0	5 2	22	15	3	Peter Wallace, Vancouver, B.C.
131,033	W. No. 5	Vancouver, B.C.	1912	49 6	14 8	6 4	30	21	43	Wallace Fisheries, Ltd., Vancouver, B.C.
121,078	W. L.	Vancouver	1905	23 0	4 8	2 2	2	2	3	W. Lomberg, Vancouver, B.C.
116,391	W. B. Aldrich	Gtatham, Ont.	1868	68 5	15 0	9 0	59	33	10	H. A. Hackett, et al., J.O., Amherstburg, Ont.
69,526	W. C. Francis	Montreal	1873	64 0	15 6	8 4	38	14	80	Wm. Bermingham, Kingston, Ont.
117,036	W. D. Brock	Sault Ste. Marie	1905	35 0	10 0	5 7	13	9	2	Frederick H. Lawrence, Echo Bay, Ont.
116,261	W. D. Matthews	Toronto	1903	366 5	48 0	3,965	2,450	151	15	St. Lawrence & Chicago Steam Navigation Co., Ltd., Toronto, Ont.
93,912	W. E. Vroom	St. John, N.B.	1889	32 8	7 0	9 2	10	7	1	John A. Gregory, Grand Bay, N.B.
112,332	W. H. Price	Collingwood	1903	38 0	10 0	4 6	13	9	2	J. H. Daball, Parry Sound, Ont.
111,810	W. H. Seymour	Sault Ste. Marie	1874	66 0	17 3	8 5	85	42	—	North Channel Towing Co., Ltd., Cutler, Ont.
71,247	W. J. Atkins	Toronto	1874	60 0	15 0	6 5	42	25	40	D. C. Graham, Fort William, Ont.
107,133	W. J. Emerson	Goderich	1900	66 0	12 7	5 5	28	19	6	Alexander, McKay, Port Arthur, Ont.
100,922	W. J. Henry	Ottawa	1890	22 5	5 0	2 3	1	1	3	R. L. Haycock, Ottawa, Ont.
* 80,691	W. J. Poupore	Montreal	1881	70 5	15 0	5 9	47	22	55	Lyon Cohen, Montreal, Que.

† Foreign name "Advance." * Foreign name "St. Nicholas." * Formerly "Rigand."

ALPHABETICAL LIST of Canadian Registered Steam Vessels on Registry Books, &c.—Continued.

LISTE ALPHABÉTIQUE des vapeurs canadiens inscrits sur les registres, etc.—Suite.

Official Number. Numéro officiel.	Name of Ship. Nom du navire.	Port of Registry. Port d'enregistrement.	Built — Construit en	Where built. — Lieu de construction.	Length in feet and 10ths. Longueur en pieds et 10es.	Breadth in feet and 10ths. Largeur en pieds et 10es.	Depth in feet and 10ths. Profondeur en pieds et 10es.	Gross Tonnage. Tonnage brut.	Registered Tonnage. Tonnage enregistré.	H.P. of Engines and Mode of Propulsion. Puissance des machines et mode de propulsion.	Owner or Managing Owner, — and address. Armateur ou propriétaire gérant, — et adresse.
78,010	W. J. Taylor.....	Chatham, Ont.	1883	Chatham, Ont.	35 0	8 0	3 0	9	6	10 sc ..	St. Clair Tunnel Co., Sarnia, Ont.
122,613	W. L. Forrest.....	Goderich	1912	Goderich, Ont.	68 0	17 6	9 6	84	57	37 sc ..	William Birmingham, Goderich, Ont.
131,121	W. L. Murphy.....	Ottawa.....	1912	Pembroke, Ont.	88 6	18 0	6 5	80	49	4 sc ..	John Ryan, Pembroke, Ont.
32,655	W. M. German....	Port Dover	1888	Port Robinson, Ont.	58 0	12 0	5 0	28	19	9 sc ..	H. W. Ansley, Port Dover, Ont.
94,697	W. M. Weather- spoon.	Sydney, N.S.	1890	Digby, N.S.	70 2	15 8	6 6	59	34	24 sc ..	Hugh McDonald, Sydney, N.S.
96,869	W. P. Buckley....	Prescott.....	1870	Wilson, N.Y., U.S.A.	45 0	9 5	3 4	27	12	— sc ..	J. James Buckley, Prescott, Ont.
85,709	W. S. Ireland....	Wallaceburg.....	1872	Wallaceburg, Ont.	86 5	24 2	6 7	105	71	9 sc ..	John Cooper, Chatham, Ont.
107,592	W. S. Oldfield ..	Owen Sound	1898	Warton, Ont.	42 0	12 4	5 0	15	10	26 sc ..	Geo. Gorrell and John Mossip, J.O., Stromness, Ont.
126,747	W. Earleton.....	Vancouver	1908	Van Anda, B.C.	35 5	9 4	4 3	14	10	1 sc ..	William J. Gillis, Van Anda, B.C.
126,517	W. Grant	Victoria.....	1910	Victoria, B.C.	98 0	18 0	10 3	103	24	45 sc ..	The Canadian North Pacific Fisheries, Ltd., Victoria, B.C.
100,702	Wabana	Pictou, N.S.	1893	New Glasgow, N.S.	41 0	8 4	5 2	12	8	4 sc ..	The Nova Scotia Steel & Coal Co., Ltd., New Glasgow, N.S.
126,247	Wabash	Victoria.....	1909	Victoria, B.C.	40 3	10 2	5 0	14	8	22 sc ..	Frederick R. MacFarlane and Francis A. MacFarlane, Cobble Hill, B.C.
131,155	Wabasso	Vancouver.....	1912	Vancouver, B.C.	33 9	8 1	3 9	8	6	1 sc ..	Robert J. McLaren, Vancouver, B.C.
130,644	Wabis	Ottawa.....	1911	Temiskaming, Que	66 0	23 1	5 0	77	38	3 pa ..	The Upper Ottawa Improvement Co., Ltd., Ottawa, Ont.

SESSIONAL PAPER No. 21b

116,633	Wacouta	Lindsay	1909	Peterborough, Ont.	65 0	13 6	5 0	33	22	6 se	Charles Wm. Bargeyne, M.O., Front Falls, Ont.
102,577	Waconadab	Hamilton	1903	Port Glasgow, G.B.	230 4	37 1	21 8	1,551	995	148 se	Waconadab Steamship Co., Ltd., Hamilton, Ont.
116,754	Wahnapike	Toronto	1904	Pentanguishene, Ont.	91 0	18 6	10 2	153	95	37 se	C. Beck, Mfg. Co., Ltd., Penstangushene, Ont.
131,159	Wake (The)	Vancouver	1912	Vancouver, B.C.	41 0	11 2	4 0	18	12	2 se	Arthur Melroy, Vancouver, B.C.
107,107	Wadbran	Victoria	1898	Seattle, Wash., U.S.A.	27 8	6 8	3 0	3	2	4 se	Wm. E. Oliver, Victoria, B.C.
130,961	Wadden W.	Magdalen Islands	1912	Grand Entry, M.I., Que.	42 5	13 2	4 6	14	11	2 se	Wesley Rankin, et al., Magdalen Islands, Que.
133,710	Wadronde	Vancouver	1912	Hong Kong	60 0	13 0	5 6	44	30	25 se	Charles R. Gordon, Vancouver, B.C.
71,075	Walter H. Stour	Amherstburg	1889	Sandusky, O., U.S.A.	61 2	16 5	6 7	35	17	2 se	Albert Hunning, Pelee Island, Ont.
30,774	Wadler Scott	Windsor, Ont.	1876	Buffalo, N.Y., U.S.A.	36 0	10 8	4 7	26	18	25 se	J. W. Maitland, Owen Sound, Ont.
125,997	Waupanoag	Quebec		U.S.A.	57 3	12 0	8 4	38	22	13 se	John Doran, Lewis, Que.
126,465	Wauakewau	Kingston	1910	Kingston, Ont.	70 2	15 4	5 2	68	44	8 se	Hiawatha Co., Ltd., Ottawa, Ont.
107,739	Wanda	Kingston	1899	Kingston, Ont.	65 0	10 5	6 6	39	26	7 se	Daniel O'Connor, Penzance, Ont.
85,720	Wanda	Prescott	1878	Watertown, N.Y., U.S.A.	36 0	8 0	3 0	4	2	6 se	O. Bascom, Kemptville, Ont.
91,950	Wanda	Yarmouth	1890	Lockport, N.S.	60 0	15 0	7 9	38	32	3 se	Hugh Cam & Son Ltd., Yarmouth, N.S.
121,843	Wanda H.	Toronto	1905	Toronto, Ont.	91 0	12 0	6 0	51	33	2½ se	Timothy Eaton, Toronto, Ont.
116,988	Wandewer	Kenora	1905	Kenora, Ont.	45 0	11 0	4 5	20	13	1 se	J. Matheson, Kenora, Ont.
121,677	Wandewer	Vancouver	1905	Vancouver, B.C.	23 0	7 6	2 0	4	3	2 se	N. Cook and Alfred Falk, J.O., Vancouver, B.C.
126,762	Wanderer of the North	Montreal	1910	Montreal, Que.	65 5	16 3	6 2	53	36	4½ se	William M. Brink, Montreal, Que.
§103,683	Wanitea	Toronto	1896	Alnic Harbour, Ont.	64 0	12 0	5 8	44	30	2 se	A. A. Agar, Park's Falls, Ont.
100,651	Wapemo	Kingston	1883	Kingston, Ont.	40 7	8 2	3 0	5	3	8 se	T. Eaton, Toronto, Ont.
107,733	Wapiti	Kenora	1899	Kingston, Ont.	55 6	9 7	4 2	18	12	8 se	Wm. and Israel Cayge, J.O., Rainy River, Ont.
100,081	Waring	St. John, N.B.	1892	Rothsay, N.B.	49 8	13 1	5 7	29	20	13 se	Mrs. Hugh Barrie, Port Moody, B.C.
107,351	Warren G.	Sydney	1891	Newburyport, U.S.A.	28 0	6 6	3 2	3	2	5 se	J. Nicholson, North Sydney, N.S.
122,460	Warren P.	Chatham, N.B.	1907	Shippigan, N.B.	52 6	15 1	5 7	27	20	2½ se	W. S. Loggie Co., Ltd., Chatham, N.B.

§ Formerly "Cyclone." || Formerly "Waditi."

ALPHABETICAL LIST of Canadian Registered Steam Vessels on Registry Books, &c.—Continued.

LISTE ALPHABÉTIQUE des vapeurs canadiens inscrits sur les registres, etc.—Suite.

Official Number. Numéro officiel.	Name of Ship. Nom du navire.	Port of Registry. Port d'enregistrement.	Built Construction	Where Built. Lieu de construction.	Length in feet and 10ths. Longueur en pieds et 10 ^{es} .	Breadth in feet and 10ths. Largeur en pieds et 10 ^{es} .	Depth in feet and 10ths. Profondeur en pieds et 10 ^{es} .	Gross Tonnage. Tonnage brut.	Registered Tonnage. Tonnage enregistré.	H. P. of Engines and Mode of Propulsion. Puissance des machines et mode de propulsion.	Owner or Managing Owner, and Address. Armateur ou propriétaire gérant, et adresse.
184,457	Wasia	Pictou, N.S.	1883	Meadowside, C.B.	160 4	25 1	13 5	180	255	53 se	Wasia Steamship Co., Ltd., New Glasgow, N.S.
126,902	Wasp B.	Halifax	1907	Malbone Bay, N.S.	43 0	12 4	4 8	15	11	1½ se	Halifax Graving Dock Co., Ltd., London, G.E.
126,288	Wasson	St. John, N.B.	1909	The Range, N.B.	55 6	15 6	6 9	45	30	16 se	Arthur W. Adams, et al., St. John, N.B.
†103,924	Water Lily	Peterborough	1897 1901	Peterborough, Ont.	80 0	12 0	5 2	51	37	3 se	Wm. Buller, Peterborough, Ont.
94,923	Water Lily	Pictou, Ont.	1891	Pictou, Ont.	100 0	18 1	5 7	95	60	11 se	Ontario & Quebec Navigation Co., Ltd., Pictou, Ont.
112,256	Water Lily	Vancouver	1903	Vancouver, B.C.	27 7	7 6	3 1	4	3	2 se	Wilbur Johnston, Vancouver, B.C.
130,925	Water Sprite (Tug)	Montreal	1911	Dorval, Que.	31 5	6 5	2 5	4	3	14 se	George A. Mooney, Montreal, Que.
116,288	Water Witch	Halifax	1903	Dartmouth, N.S.	80 0	18 0	8 3	90	61	75 se	Peter Judge, et al., Halifax, N.S.
107,877	Water Witch	Lindsay	1900	Lindsay, Ont.	41 8	10 5	4 2	18	12	2 se	Michael Dovey, Lindsay, Ont.
77,917	Water Witch	Port Hope	1880	Lindsay, Ont.	40 0	9 0	5 0	9	3	12 se	J. H. Dunsford, Lindsay, Ont.
116,836	Waterlily	Kingston	1904	Toronto, Ont.	25 7	5 8	2 6	2	2	4 se	Charles H. Gray, Gainsboroque, Ont.
112,336	Waubanshene	Collingwood	1904	Collingwood, Ont.	78 0	18 5	12 6	135	92	37 se	Georgian Bay Lumber Co., Ltd., Waubanshene, Ont.
122,555	Waubie	Collingwood	1909	Collingwood, Ont.	134 1	25 0	9 5	504	244	67 se	The Northern Navigation Co., Ltd., Collingwood, Ont.
130,971	Wauzon	Collingwood	1912	Collingwood, Ont.	65 2	11 5	5 0	31	25	3½ se	Frederick C. Watts, Collingwood, Ont.

† Formerly "West Coast," "Val de Travers" and "Kamopus," ‡ Formerly "Eclipse."

SESSIONAL PAPER No. 216

111,889	<i>Waneta</i>	Peterborough	1906	Laakefield, Ont.	25 2	5 2	2 5	2	2	1/2 sec	Thomas and William Gordon, J. O., Laakefield, Ont.
129,908	<i>Waca</i>	Halifax	1910	Mahone Bay, N.S.	32 6	10 0	6 0	9	8	1/2 sec	Fitzgerald, U. Anderson, Halifax, N.S.
\$107,750	<i>Wawa</i>	Kingston	1901	Kingston, Ont.	41 0	8 6	2 4	9	6	6 sec	Mrs. Gerald de C. O'Grady, Toronto, Ont.
116,769	<i>Wawakesh</i>	Toronto	1903	Simcoo, Ont.	37 0	9 3	2 8	19	12	2 pa	Wm. F. Bigwood, Toronto, Ont.
116,762	<i>Wawinet</i>	Toronto	1904	Toronto, Ont.	87 0	12 5	7 5	68	46	9 sec	Wm. McKenzie, Toronto, Ont.
129,655	<i>Wawona</i>	Owen Sound	1908	Owen Sound, Ont.	60 0	13 0	1 6	31	15	2 sec	Henry Manley and William Patchart, Meaford, Ont.
126,866	<i>Wayne-Isbell</i>	Sault Ste. Marie	1876	East Saginaw, Mich., U.S.A.	70 0	17 6	6 0	48	29	18 sec	Norman Trotter, Little Current, Ont.
71,076	<i>We C. U.</i>	Andersburgh	1898	Detroit, Mich., U.S.A.	57 0	8 0	3 8	6	4	12 sec	W. E. Hardison, Welland, Ont.
130,798	<i>We Lead</i>	Vancouver	1910	Vancouver, B.C.	32 0	8 5	3 2	9	6	3 sec	Albert B. Botes, Vancouver, B.C.
122,541	<i>We Two</i>	Vancouver	1907	Vancouver, B.C.	50 9	13 5	6 4	32	22	9 sec	Evans, Coleman & Evans, Ltd., Vancouver, B.C.
126,797	<i>Wescl</i>	New Westminster	1910	New Westminster, B.C.	26 6	7 9	2 8	1	3	1/2 sec	John T. Henley, Chilliwack, B.C.
121,913	<i>Wetigo</i>	Kenora	1907	Kenora, Ont.	22 0	6 0	3 4	2	1	1/2 sec	Charles N. Sterling, Kenora, Ont.
126,892	<i>Wicksia</i>	Vancouver	1909	Vancouver, B.C.	31 7	8 6	3 4	15	10	1 1/2 sec	The Attorney-General for the Province of British Columbia, Victoria, B.C.
85,500	<i>Welcome</i>	Collingwood	1886	Collingwood, Ont.	52 0	11 0	5 2	21	14	13 sec	Thos. Falls and James Peole, J. O., Mel drum Bay, Ont.
111,596	<i>Welcome</i>	New Westminster	1901	Harrison River, B.C.	75 0	9 0	2 5	32	20	4 pa	Fidewater Timber Co., Ltd., Vancouver, B.C.
90,806	<i>Wellington</i>	New Westminster	1886	Victoria, B.C.	31 7	7 7	3 5	16	11	4 sec	The Victoria Canning Co. of B. C., Ltd., Victoria, B.C.
126,111	<i>Wendigo</i>	Kenora	1908	Kenora, Ont.	52 0	11 0	1 0	33	22	2 sec	Rat Portage Lumber Co., Ltd., St. Boniface, Man.
92,741	<i>Wenola</i>	Sackville	1892	Bay Verte, N.B.	49 0	11 0	4 7	25	17	2 sec	G. McKean, M. O., St. John, N.B.
107,682	<i>Wenona</i>	Prescott	1905	Prescott, Ont.	66 6	10 1	1 6	26	17	8 sec	Upper Ontario Steamboat Co., Ltd., New Liskeard, Ont.
111,841	<i>Wenonah</i>	Chatham, N.B.	1901	Chatham, N.B.	31 5	8 8	4 2	9	6	4 sec	F. M. Tweedie, Chatham, N.B.
103,650	<i>Wenonah</i>	Kingston	1899	Oliver's Ferry, Ont.	37 0	8 6	3 5	6	4	— sec	Wm. McLaren, Perth, Ont.
92,433	<i>Wenonah</i>	Toronto	1886 1906	Burk's Falls, Ont.	91 6	18 0	6 8	43	56	9 sec	Robert J. Watson, Burk's Falls, Ont.
103,441	<i>Weslunkoon</i>	Ottawa	1835	Lake Weslunkoon, Ont.	37 0	15 8	3 6	17	9	20 sec	Rideau Lumber Co., Ltd., Ottawa, Ont.
111,861	<i>West Arm</i>	Ottawa	1901	Sturgeon Falls, Ont.	55 0	12 8	5 5	27	24	35 sec	Henry Quesnel, J. P., Sturgeon Falls, Ont.

§Formerly "Kaeymo."

ALPHABETICAL LIST of Canadian Registered Steam Vessels on Registry Books, &c.—Continued.

LISTE ALPHABÉTIQUE des vapeurs canadiens inscrits sur les registres, etc.—Suite.

Official Number. Numéro officiel.	Name of Ship. Nom du navire.	Port of Registry. Port d'inscription.	Built — Construit en	Where Built. Lieu de construction.	Length in feet and 10ths. Longueur en pieds et 10 ^{es} .	Breadth in feet and 10ths. Largeur en pieds et 10 ^{es} .	Depth in feet and 10ths. Profondeur en pieds et 10 ^{es} .	(Gross Tonnage. Tonnage brut.	Registered Tonnage. Tonnage enregistré.	H.P. of Engine and Mode of Propulsion. Puissance des machines en c.v. et mode de propulsion.	Owner or Managing Owner, and Address. Armateur ou propriétaire gérant, et adresse.
126,631	<i>West Vancouver</i>	Vancouver.....	1909	Vancouver, B.C.....	41 5	9 5	4 0	15	10	22 sc..	West Vancouver Ferry Co., Ltd., Vancouver, B.C.
122,392	<i>Western Slope</i>	Victoria.....	1907	Sooke, B.C.....	42 8	14 0	6 4	20	12	3 sc..	Mrs. George Hadley, Victoria, B.C.
126,900	<i>Westerner</i>	Vancouver.....	1910	Vancouver, B.C.....	32 0	8 1	4 9	8	6	3 sc..	H. Bell-Irving & Co., Ltd., Vancouver, B.C.
126,740	<i>Westec</i>	Vancouver.....	1909	Vancouver, B.C.....	29 4	7 6	4 1	7	5	5 sc..	Western Explosives, Ltd., Montreal, Que.
126,276	<i>Westham</i>	New Westminster.....	1909	New Westminster, B.C.....	85 3	22 0	8 3	199	126	10 sc..	Westham Steamship Co., Ltd., Vancouver, B.C.
85,671	<i>Westminster</i>	New Westminster.....	1882	Victoria, B.C.....	52 3	10 4	5 0	24	17	15 sc..	Wm. McCandless, Vancouver, B.C.
114,445	<i>Westmount</i>	Montreal.....	1903	Wallsend-on-Tyne, G.B.....	248 7	42 0	20 6	1,875	1,171	230 sc.	Montreal Transportation Co., Ltd., Montreal, Que.
126,434	<i>Westover</i>	Vancouver.....	1909	North Vancouver, B.C.....	34 5	8 6	4 6	10	7	12 sc..	Geo. M. Robertson and W. D. McCarter, J.O., Vancouver, B.C.
71,179	<i>Westport</i>	Kingston.....	1862	Bedford Mills, Ont.....	102 9	20 6	7 7	196	165	15 sc..	Al. Scanlan, Montreal, Que.
116,546	<i>Westport</i>	Kingston.....	1903	Westport, Ont.....	87 5	18 9	6 0	80	48	10 sc..	David Eligh, Burritts Rapids, Ont.
116,208	<i>Westport III</i>	Yarmouth.....	1903	Shelburne, N.S.....	101 0	21 3	9 0	140	49	24 sc..	The Insular S.S. Co., Ltd., Westport, N.S.
94,821	<i>Weymouth</i>	Pictou, N.S.....	1890	Weymouth Bridge, N.S.....	102 7	19 0	7 6	134	106	26 sc..	The Bras d'Or Steamboat Co., Ltd., North Sydney, N.S.
126,552	<i>What Shan</i>	Vancouver.....	1909	Nakusp, B.C.....	89 8	19 0	8 1	106	72	27 sc..	Canadian Pacific Railway Co., Montreal, Que.
92,400	<i>Where Now</i>	Kingston.....	1889	Kingston, Ont.....	77 0	12 8	6 6	48	26	90 sc..	The Ontario & Quebec Navigation Co., Ltd., Pictou, Ont.
112,350	<i>Whirl</i>	Brockville.....	1908	Kingston, Ont.....	37 0	8 2	3 2	10	7	2 sc..	John McGraw, Brockville, Ont.

SESSIONAL PAPER No. 21b

126,074	<i>Whistle Wing</i>	Vancouver	1907	Muskegon, Mich., U.S.A.	39 3	8 2	4 6	14	9	1½ sc.	W. F. T. Foster, <i>et al.</i> , J.O., Vancouver, B.C.
**130,455	<i>White Cliff</i>	Vancouver		U.S.A.	36 0	10 0	4 8	12	8	1½ sc.	West Shore and Northern Land Co., Ltd., Vancouver, B.C.
107,857	<i>White House</i>	Victoria	1901	White House, Y.T.	167 0	34 5	4 5	987	631	17 pa.	The British Yukon Navigation Co., Ltd., Vancouver, B.C.
††130,742	<i>Whitehorse</i>	Vancouver		U.S.A.	28 8	5 0	2 4	4	2	½ sc.	Joseph Bethel, Vancouver, B.C.
103,555	<i>White Squall</i>	Montreal	1895	Valleyfield, Que.	42 2	9 9	3 4	7	5	1 sc.	Montreal Cotton Co., Valleyfield, Que.
103,961	<i>White Star</i>	Montreal	1897 1905	Montreal, Que. Cornwall, Ont.	167 2	41 8	8 2	629	313	37½ pa.	Charles Mignault, Montreal, Que.
111,583	<i>White Star</i>	Peterborough	1900	Lakefield, Ont.	30 0	7 4	2 4	9	6	6 pa.	E. A. Peck, Peterboro, Ont.
126,244	<i>White Steam Plover</i>	Victoria	1909	Victoria, B.C.	65 0	13 6	3 5	30	15	2½ pa.	Robert W. Bulter, Victoria, B.C.
103,302	<i>White Wings</i>	Deseronto	1894	Deseronto, Ont.	35 0	6 1	1 7	3	2	sc.	T. McDonald, Thurlow, Ont.
126,224	<i>Whiteley</i>	Sarnia	1908	Sombra, Ont.	22 4	6 5	2 9	3	2	4 sc.	Thomas Wilbur Whiteley, Sombra, Ont.
††130,743	<i>Wignam</i>	Vancouver	1903	Whitcomb, U.S.A.	45 6	10 4	4 4	13	9	3½ sc.	F. H. Chappell, Vancouver, B.C.
121,743	<i>Wiking</i>	Vancouver	1905	Eburne, B.C.	30 0	9 0	3 0	8	5	½ sc.	John Anderson, Eburne, B.C.
99,103	<i>Wild Rose</i>	Montreal	1891	Dartmouth, N.S.	47 0	7 0	4 0	19	6	10 sc.	Arthur L. Drummond, Montreal, Que.
114,965	<i>Wiley M. Egan</i>	Pictou, Ont.	1887	Cleveland, O. U.S.A.	253 8	39 6	20 0	1,733	1,255	105 sc.	The Ontario & Quebec Navigation Co., Ltd., Pictou, Ont.
103,713	<i>Wilfred C.</i>	Moncton	1897	Yarmouth, N.S.	80 0	18 5	8 0	99	48	16 sc.	Shepody Navigation Co., Ltd., Moncton, N.E.
126,454	<i>Wifrid</i>	Victoria	1906	Victoria, B.C.	26 0	6 9	2 8	4	2	½ sc.	John Harper, Victoria, B.C.
130,761	<i>Willard</i>	Kingston	1912	Rideau Ferry, Ont.	41 4	9 0	3 5	27	18	1 sc.	Mabel A. Gode, Smith's Falls, Ont.
75,524	<i>William</i>	Montreal	1877	Montreal, Que.	57 4	15 0	7 4	49	32	60 sc.	Wm. W. Tate, Montreal, Que.
96,858	<i>William A. Booth</i>	Sarnia	1871	Port Colborne, Ont.	81 0	15 7	7 6	52	32	20 sc.	The Great Lakes Towing Co., Ltd., Sarnia, Ont.
90,880	<i>William Atken</i>	Charlottetown	1887	Yarmouth, N.S.	73 9	18 3	7 8	75	51	38 sc.	W. H. Eade, Charlottetown, P.E.I.
107,688	<i>William Armstrong</i>	Prescott	1876	Ogdensburg, N.Y., U.S.A.	105 0	31 0	9 4	318	225	90 sc.	Prescott & Ogdensburg Ferry Co., Ltd., Prescott, Ont.
*85,520	<i>William Booth</i>	Toronto	1883	Bronx, Ont.	67 0	12 2	4 6	46	32	20 sc.	Henry Quinlan, <i>et al.</i> , Belleville, Ont.
107,204	<i>William Cross</i>	Winnipeg	1897	Lake Manitow, Ont.	43 0	10 0	4 2	22	16	1 sc.	John T. Le Page, Wabigoon, Ont.
121,353	<i>William D.</i>	Port Stanley	1899	Eric, Pa., U.S.A.	35 6	9 5	3 4	10	7	1 sc.	James Fitzpatrick, Meldrum Bay, Ont.

* Formerly "Blandina."

†† Foreign name "Ella."

††† Foreign name "John 3.16."

** Foreign name "Petrel."

ALPHABETICAL LIST of Canadian Registered Steam Vessels on Registry Books &c.—Continued.

LISTE ALPHABÉTIQUE des vapeurs canadiens inscrits sur les registres, etc.—Suite.

Official Number. Numero officiel.	Name of Ship. Nom du navire.	Port of Registry. Port d'inscription.	Built—Constructé en.	Where Built. Lieu de construction.	Length in feet and 10ths. Longueur en pieds et 10 ^{es} .	Breadth in feet and 10ths. Largeur en pieds et 10 ^{es} .	Depth in feet and 10ths. Profondeur en pieds et 10 ^{es} .	Tonnage. (Tonnage brut.)	Registered Tonnage. Tonnage enregistré.	H.P. of Engines and Mode of Propulsion. C.V. et mode de propulsion.	Owner or Managing Owner, and Address. Armateur ou propriétaire gérant et adresse.
103,952	Wm. Davis.....	Montreal.....	1897	Montreal, Que.....	63 3	16 0	6 0	40	27	9 sc.	Michael McAuliff, et al., Walland, Ont.
116,487	Wm. E. Rooney.....	Wallaceburg.....	1902	Toledo, O., U.S.A.....	40 9	12 8	4 2	11	6	4 sc.	James Lee, M.O., Wallaceburg, Ont.
77,717	Wm. E. McKee.....	Wallaceburg.....	1880	Wallaceburg, Ont.....	65 0	11 4	6 8	16	31	33 sc.	J. Mayhew, Moore, Ont.
130,311	William G. Fox.....	Toronto.....	1875	Buffalo, N.Y., U.S.A.....	61 2	11 6	6 6	39	20	8½ sc.	Randolph Macdonald Co., Toronto, Ont.
100,887	Wm. H. Murray.....	St. John, N.B.....	1894	St. John, N.B.....	71 1	17 4	8 2	75	51	33 sc.	J. Holly, St. John, N.B.
90,763	Wm. H. Seibold.....	Goderich.....	1887	Goderich, Ont.....	58 0	12 2	6 0	22	15	25 sc.	Dominion Fish Co., Ltd., Winnipeg, Man.
80,874	William Johnston.....	Kingston.....	1878	Garden Island, Ont.....	85 9	20 9	6 6	95	53	32 sc.	The Galvin Co., Ltd., Garden Island, Ont.
111,842	Wm. M.....	Chatham, N.B.....	1901	Chatham, N.B.....	51 0	14 1	6 0	29	20	13 sc.	Wm. M. and E. H. Sinclair, Newcastle, N.B.
107,527	William Ogilvie.....	Victoria.....	1899	Lake Bonne-66, B.C.....	63 0	14 1	1 5	82	56	5 sc.	The Harry E. Brown, Atlin, B.C.
92,549	William Paul.....	Montreal.....	1888	Sorel, Que.....	40 9	10 5	4 6	7	5	4 sc.	H. Larose, Pierreville, Que.
88,631	William Ross.....	Montreal.....	1870	Port Robinson, Ont.....	40 0	8 9	5 0	14	10	25 sc.	N. Auclair, Montreal, Que.
103,665	William Whyte.....	Winnipeg.....	1897	Wabigoon, Ont.....	36 0	9 0	3 9	18	12	1 sc.	John T. Le Page, Wabigoon, Ont.
97,004	William Wilson.....	St. Catharines.....	1892 1903	Ridgeway, Ont..... Port Maitland, Ont.....	43 4	11 1	5 2	15	10	1 sc.	Frank Ross, Port Maitland, Ont.
103,309	Willie.....	Vancouver.....	1881	Shelton, Wash., U.S.A.....	65 6	15 5	4 5	85	56	4 pa.	Wm. C. Brown, Vancouver, B.C.
107,402	Willie C.....	Montreal.....	1893	Eddieville, N.Y., U.S.A.....	39 0	9 6	4 0	8	6	3 sc.	Lyon Cohen, Montreal, Que.

SESSIONAL PAPER No. 21b

1888	Sarnia, Ont.	37 0	8 6	4 0	22	15	2 sc ..	Harry F. Bridges, Windsor, Ont.
80,780	Willie Seagel.....	Sarnia, Ont.	37 0	8 6	4 0	22	15	2 sc .. Harry F. Bridges, Windsor, Ont.
100,929	Willis	Ottawa, Ont.	30 4	7 6	3 0	2	1	6 sc .. D. O'Connor, Ottawa, Ont.
116,839	Willowdee	Kingston, Ont.	69 6	9 9	5 0	25	17	15 sc .. John Rogers, Port Sandfield, Ont.
130,236	Wilma	Port Stanley	75 3	16 4	7 7	55	37	13½ sc .. John A. Macdonald, et al., J. O., Port Stanley, Ont.
130,448	Windsor	Vancouver, B.C.	30 5	7 3	4 2	9	6	½ sc .. Wm. Aomley, Vancouver, B.C.
126,511	Winnamac	Victoria	47 0	12 5	6 2	29	15	2½ sc .. Abraham R. Bittancourt, Ganges Harbour, B.C.
103,562	Windermere	Quebec	76 7	10 5	4 9	31	21	3 sc .. Antoine Gagnon, Quebec, Que.
†125,986	Windsor	Montreal	57 1	41 0	21 4	1,962	1,276	73½ sc .. Montreal Transportation Co., Ltd., Montreal, Que.
*103,921	Winnett	Peterboro, U.S.A.	54 0	8 1	4 0	22	15	6 sc .. B. L. Gibson and Edward Lynch, Hastings, Ont.
103,893	Winetta	Vancouver	46 8	10 0	3 8	21	16	1 sc .. Henry Mason, Vancouver, B.C.
†116,314	Winner	Amherstburg	77 5	15 9	7 4	83	56	6 sc .. Albert Henning, Pelee Island, Ont.
130,414	Winnicka	Vancouver, B.C.	24 5	8 6	2 2	7	5	½ sc .. A. Watt and E. H. Dunwoodie, Vancouver, B.C.
121,838	Winnie	St. John, N.B.	46 9	12 1	5 2	26	17	13 sc .. George W. Colwell, M.O., St. John, N.B.
94,920	Winnie	Southampton	48 0	9 5	5 0	14	9	2 sc .. L. Behore, Southampton, Ont.
94,808	Winnifred	Victoria, B.C.	44 0	9 9	4 2	13	8	6 sc .. H. O. Bell-Irving, Vancouver, B.C.
122,851	Winona	Hamilton	252 0	43 5	21 3	2,085	1,327	225 sc .. Winona Steamship Co., Ltd., Hamilton, Ont.
94,717	Winona	Midland	101 2	22 9	6 8	931	149	24 sc .. Mrs. Isabella D. White, Midland, Ont.
121,706	Winnor	Toronto	17 5	10 0	1 3	20	13	2 sc .. W. P. Murray, Toronto, Ont.
126,783	Wireless	New Westminster	79 0	18 5	8 2	90	49	33 sc .. Westminister Towing & Fishing Co., Ltd., New Westminster, B.C.
†116,763	Wolfe Islander	Kingston	118 6	17 7	6 8	221	98	28½ sc .. The Corporation of the Township of Wolfe Island, Ont.
116,452	Wolverine	Vancouver	29 3	8 4	3 5	8	5	1 sc .. R. C. Wympe and E. T. Fair, J. O., Vancouver, B.C.
112,295	Wolverine	Winnipeg	126 0	24 5	7 6	278	189	17 sc .. The Imperial Fish Co., Ltd., Solkirk Man.
104,200	Wren	Canso	91 0	20 7	10 1	135	44	45 sc .. The Pioneer Steam Trawling Co., Ltd., Halifax, N.S.
107,214	Wrigley	Winnipeg	86 0	16 0	7 0	105	67	5 sc .. Hudson's Bay Co., London, G. B.
130,799	Wright	Vancouver	48 8	11 0	4 8	23	16	2 sc .. Wm. A. Bauer, Vancouver, B.C.

† Formerly "Tom Fawcett."

* Formerly "J. K. Secor."

‡ Formerly "Calumet."

ALPHABETICAL List of Canadian Registered Steam Vessels on Registry Books, &c.—*Concluded.*

LISTE ALPHABÉTIQUE des vapeurs canadiens inscrits sur les registres, etc.—*Fin.*


Official Number. Numéro officiel.	Name of Ship. Nom du navire.	Port of Registry. Port d'enregistrement.	Built Construit en	Where Built. Lieu de construction.	Length in feet and 10ths. Longueur en pieds et 10 ^{es} .	Breadth in feet and 10ths. Largeur en pieds et 10 ^{es} .	Depth in feet and 10ths. Profondeur en pieds et 10 ^{es} .	Gross Tonnage. Tonnage brut.	Registered tonnage. Tonnage enregistré.	H. P. of Engines and Mode of Propulsion. Puissance des machines en c.v. et mode de propulsion.	Owner or Managing Owner, and Address. Armateur ou propriétaire gérant, et adresse.
126,541	<i>Yachiyo</i>	Vancouver.....	1909	Steveston, B.C.....	43 0	10 0	4 5	18	12	1½ sc ..	Kikumatsu Ikingin, Steveston, B.C.
126,618	<i>Yakthick</i>	Prince Rupert	1911	Metlakatla, B.C.....	30 6	8 6	4 0	9	6	½ sc ..	John D. Leighton, M.O., Metlakatla, B.C.
116,402	<i>Yale</i>	Victoria.....	1903	Nakusp, B.C.....	75 0	13 6	5 1	36	25	17 sc ..	The Yale Columbia Lumber Co., Ltd., Nakusp, B.C.
122,521	<i>Yamato</i>	Vancouver.....	1907	Steveston, B.C.....	42 0	10 8	4 1	16	11	1½ sc ..	Naokiichi Hamaguchi, Steveston, B.C.
130,496	<i>Yankeeloy</i>	New Westminster	1910	Tacoma, U.S.A.....	42 0	12 8	5 9	18	13	1½ sc ..	George H. West, <i>et al.</i> , Vancouver, B.C.
92,480	<i>Yantic</i>	Charlottetown.....	1888	Lot 3, P.E.I.	40 7	10 7	5 2	14	9	4 sc ..	John Read, Tidnish, N.S.
93,373	<i>Yarmouth</i>	Yarmouth.....	1887	Dumbarton, G.B.....	220 3	35 2	21 0	1,452	725	230 sc ..	Dominion Atlantic Railway Co., London, G.B.
122,545	<i>Ycha</i>	Vancouver.....	1907	Steveston, B.C.....	33 4	9 0	3 0	9	6	1 sc ..	Motokoshi Suwa, Vancouver, B.C.
112,193	<i>Yeldah</i>	Chatham, Ont.....	1901 1905	Chatham, Ont.....	63 0	17 3	4 0	42	26	2 pa ..	Joseph Hadley, Chatham, Ont.
107,258	<i>Yellow Kid</i>	New Westminster	1908	Linderman, B.C.....	29 0	7 0	4 0	3	2	1 sc ..	F. Porter Vorsnop, Lake Linderman, B.C.
*126,467	<i>Yennek</i>	Kingston	1896	Clayton, N.Y., U.S.A.....	57 8	12 6	3 8	39	27	3 sc ..	Daniel J. Kenney, Gananoque, Ont.
107,452	<i>Ymir</i>	Vancouver.....	1898	Nelson, B.C.....	77 7	16 7	6 0	70	47	27 sc ..	Canadian Pacific Railway Co., Montreal, Que.
111,979	<i>York</i>	Vancouver.....	1901	Toronto, Ont.....	88 0	16 2	4 9	134	91	13 sc ..	Canadian Pacific Railway Co., Montreal, Que.
126,634	<i>Yoshino</i>	Vancouver.....	1909	Steveston, B.C.....	30 0	7 7	3 5	6	4	1½ sc	Charlie Elliott, Kinloch, B.C.

* Foreign name "Columbia."

SESSIONAL PAPER No. 21b

112,050	Yvon and L.	St. Catharines	1902	Port Maitland, Ont.	52 0	14 2	5 6	25	17	20 se	John McKeown, Port Maitland, Ont.
126,901	<i>Ysabel May</i>	Halifax	1910	Lunenburg, N.S.	98 5	25 3	10 0	123	80	5½ se	John A. Bechtel, Victoria, B.C. and W. E. Baker, Yarmouth, N.S.
126,748	<i>Ysidro</i>	Vancouver	1910	Vancouver, B.C.	39 0	8 9	5 0	12	8	1½ se	F. L. Hinchins, Vancouver, B.C.
130,453	<i>Yucalta</i>	Vancouver	1910	Vancouver, B.C.	36 4	8 8	3 7	12	8	1½ se	Charles W. Maxon, Vancouver, B.C.
107,098	Yukoner	Victoria	1898	St. Michaels, Alaska, U.S.A.	170 8	32 0	5 7	781	492	17 pa.	British Yukon Navigation Co., Ltd., Vancouver, B.C.
121,744	<i>Yvao</i>	Vancouver			26 0	10 4	3 6	7	5	¾ se	W. R. Robertson, Vancouver, B.C.
122,226	Yvon	Montreal	1906	Sorel, Que.	58 0	17 5	8 4	51	26	10 se	The Sincennes-McNaughton Line, Ltd., Montreal, Que.
100,650	Yvonne	Victoria	1890	Vancouver, B.C.	29 0	7 3	3 0	5	3	1 se	Henry G. Hohman, Vancouver, B.C.
88,150	Zaidee	Sydney	1884	Dartmouth, N.S.	49 3	11 8	4 4	19	13	12 se	J. G. H. Purves, North Sydney, N.S.
100,625	Zara	Port Dover	1903	Port Rowan, Ont.	55 4	9 1	3 8	35	24	16 se	Wm. V. Reynolds, Toronto, Ont., and Mrs. M. Hendry, New Liskeard, Ont., J.C.
107,830	Zealandian	Victoria	1900	Lake Bennett, B.C.	102 0	23 0	5 0	180	141	7 pa.	Canadian Development Co., Ltd., Victoria, B.C.
100,041	Zoila	Brookville	1890	Brookville, Ont.	36 8	7 1	3 7	3	3	6 se	B. D. Stacey, Brookville, Ont.
107,880	Zelma	Lindsay	1900	Lindsay, Ont.	22 0	5 2	2 6	1	1	4 se	Reuben L. Morgan, Lindsay, Ont.
130,813	<i>Zelua T. Young</i>	Lunenburg	1912	Little Tancook, N.S.	43 6	10 8	6 9	16	15	¾ se	Victor Zinck, M.O., Blandford, N.S.
92,616	Zenna	Port Arthur	1886	Port William, Ont.	27 9	8 6	2 8	4	4	3 se	James W. Eaten, Port Arthur, Ont.
126,465	Zephyr P.	Sorel	1910	Sorel, Que.	93 0	22 3	7 0	297	119	21 se	John Papetto, Champlain, Que.
88,524	Zephyr	Hamilton	1886	Hamilton, Ont.	27 0	6 0	3 0	3	2	8 se	C. A. Bogert, Toronto, Ont.
130,530	<i>Zingari</i>	Montreal	1906	Montreal, Que.	31 7	6 8	2 0	3	2	¾ se	Edward A. Whitehead, Montreal, Que.
*130,551	<i>Zorra</i>	Vancouver		United States	39 9	10 8	3 5	15	10	2½ se	Alvin Fisheries, Ltd., Vancouver, B.C.
112,220	Zuleika	St. John, N.B.	1893	Gloucester, Mass., U.S.A.	48 4	9 0	4 6	16	11	4 se	John F. Gregory, St. John, N.B.
75,910	Zulu	Chatham, N.B.	1879	Chatham, N.B.	56 0	10 8	4 6	18	10	3½ pa.	New Brunswick Trading Co. of London, Ltd., London, C.E.

* Foreign Name "Take"



SAILING VESSELS



VOILIERS

PART II - PARTIE II

ALPHABETICAL List of Canadian Registered Sailing Vessels on Registry Books, December 31, 1912

LISTE ALPHABÉTIQUE des navires à voiles canadiens inscrits sur registres, 31 décembre 1912.

Official Number. Numéro officiel.	Name of Ship. Nom du navire.	Port of Registry. Port d'enregistrement.	Rig. Gréement.	Built—Constructé en	Where Built. Lieu de construction.	Length in feet and 10ths. Longueur en pieds et 10es.	Breadth in feet and 10ths. Largeur en pieds et 10es.	Depth in feet and 10ths. Profondeur en pieds et 10es.	Registered Tonnage. Tonnage enregistré.	Owner or Managing Owner, and Address. Armateur ou propriétaire-gérant, et adresse.
116,985 A.		Ottawa	Barge—Chd.	1903	Barry's Bay, Ont.	50 0	12 0	4 0	16	Canada Corundum Co., Ltd., Toronto, Ont.
107,922 A. No. 1.		New Westminster	Barge—Chd.	1897	New Westminster, B.C.	60 0	24 0	5 0	68	The Fraser River Oil & Guano Co., Ltd., Vancouver, B.C.
107,923 A. No. 2.		New Westminster	Barge—Chd.	1897	New Westminster, B.C.	60 0	24 0	5 0	68	The Fraser River Oil & Guano Co., Ltd., Vancouver, B.C.
111,602 A. B. C., 5.		New Westminster	Barge—Chd.	1900	Steveston, B.C.	50 0	14 0	3 0	17	The Anglo-British Columbia Packing Co., Ltd., Vancouver, B.C.
111,606 A. B. C., 6.		New Westminster	Barge—Chd.	1900	New Westminster, B.C.	45 0	14 0	3 0	15	Anglo-British Columbia Packing Co., Ltd., Vancouver, B.C.
111,603 A. B. C., 25.		New Westminster	Barge—Chd.	1900	Steveston, B.C.	50 0	14 0	3 0	17	Anglo-British Columbia Packing Co., Ltd., Vancouver, B.C.
107,921 A. C. C., No. 3.		New Westminster	Barge—Chd.	1897	New Westminster, B.C.	68 0	24 0	5 0	150	Automatic Can Co., Ltd., New Westminster, B.C.
107,406 A. D.		Quebec	Sloop	1899	St. Thomas de Pierre-ville, Que.	147 0	30 1	13 4	462	The Quebec Transportation & Forwarding Co., Ltd., Quebec, Que.
126,848 A. L.		Quebec	Schr—Glt.	1909	Petite Rivière St. François, Que.	71 5	21 0	5 4	48	Amable Lavoie, Petite Rivière, St. François, Que.
111,837 A. L. B.		Lunenburg	Schr—Glt.	1901	Phinney's Cove, N.S.	40 0	14 7	6 0	22	H. W. Adams and A. Knickle, J.O., Lunenburg, N.S.
107,457 A. M., 1.		Vancouver	Scow—Chd.	1891	Vancouver, B.C.	72 0	23 9	6 2	90	Alex. Morrison, Vancouver, B.C.
121,719 A. M., 5.		Vancouver	Scow—Chd.	1902	Vancouver, B.C.	78 3	30 3	7 5	105	Armstrong & Morrison Co., Ltd., Vancouver, B.C.

117,014	A. M. 6.	Vancouver	Scow—Chd	1902 Vancouver, B.C.	79 0	30 0	7 5	160	Vancouver Tug & Barge Co., Ltd., Vancouver, B.C.
126,683	A. M. 7.	Vancouver.	Scow—Chd	1906 Vancouver, B.C.	72 0	28 0	7 0	135	Robert Armstrong, Vancouver, B.C.
133,711	A. M. 10.	Vancouver.	Snow Chd	1909 Vancouver, B.C.	77 2	32 0	7 6	179	William W. White, Vancouver, B.C.
111,807	A. A. Paell.	Ottawa.	Barge—Chd	1902 Hull, Que.	108 5	22 6	8 0	146	The Ottawa Transportation Co., Ltd., Ottawa, Ont.
117,169	A. R. Partriaux.	Windsor, N.S.	Sehr—Glt	1909 Camling, N.S.	155 0	35 0	12 5	398	Wm. H. Baxter, M.O., Camling, N.S.
100,881	A. C. Bartlett.	St. John, N.B.	Sehr—Glt	1892 Oranecto, N.B.	45 7	14 3	5 1	29	William Bryson, Oranecto, N.B.
103,222	A. C. Davis	Ottawa.	Horse ferry	1893 Quyon, Que.	43 0	24 8	2 1	12	William McLean, Quyon, Que.
94,632	A. C. Greenwood.	Shelburne	Sehr—Glt	1888 Sand Point, N.S.	41 0	13 7	6 0	15	Ernest Mason, Tangier, N.S.
97,034	A. D'E.	Vancouver.	Sehr—Glt	1891 Pubnico, N.S.	38 0	13 8	5 5	15	A. D'Entremont, Pubnico, N.S.
103,438	A. D. Smith.	Ottawa.	Barge Chd	1895 Barry's Bay, Ont.	32 3	11 3	3 6	14	D. Johnston, Combermere, Ont.
130,466	A. G. Eismor.	Launenburg	Schr—Glt	1911 Malboro Bay, N.S.	92 8	25 8	10 0	93	Abraham Ernst, M.O., Malboro Bay, N.S.
126,591	A. J. Sterling	Parrsboro.	Sehr—Glt	1910 Port Greenville, N.S.	100 1	28 7	9 0	118	Wm. Sterling, M.O., Port Greenville, N.S.
126,111	A. V. Conrad.	Launenburg	Sehr—Glt	1908 LaHave, N.S.	101 6	27 2	10 0	147	Albert V. Conrad, M.O., LaHave, N.S.
90,461	A. Anthony.	St. John, N.B.	Sehr—Glt	1884 Lower Schuab, N.S.	71 1	21 3	7 8	78	Arthur Pritchard, St. Martin's, N.B.
103,939	A. Gill.	Montreal.	Sloop.	1898 Pierroville, Que.	95 8	22 9	6 5	105	Nazaire Lavigne, St. Paul l'Emite, Que.
130,536	A. Hubbley.	Halifax.	Sehr—Glt	1912 Shelburne, N.S.	91 3	20 5	9 1	69	Ainsley Hubbley, et al., St. Margarets Bay, P.E.
130,931	A. Lafleur.	Montreal	Sloop.	1912 Yarmaska, Que.	102 4	23 1	6 4	106	Ancible Lafleur, Notre Dame de Pierroville, Que.
126,688	A. Mielletto.	Montreal	Sloop.	1907 St. Anne de Sorel, Que.	89 3	22 6	6 5	79	Adelard Mielletto, St. Anne de Sorel, Que.
72,714	A. Muir.	Toronto.	Sehr—Glt	1874 Port Dalhousie, Ont.	138 4	25 9	11 1	330	Point Anne-Quarries, Ltd., Toronto, Ont.
122,258	A. Renaud.	Quebec.	Sehr—Glt	1907 La Peltre Riviere St. Francois Xavier, Que.	68 5	23 0	8 6	83	Venceslas Bouchard, Isle-aux-Coudres, Que.
97,199	A. Robillard.	Montreal.	Sloop.	1890 Pierroville, Que.	110 1	22 8	7 8	155	A. Robillard, Montreal, Que.
126,682	A. Yergeau.	Montreal	Sloop.	1909 Notre Dame de Pierroville, Que.	108 0	23 2	7 5	132	Adelard Yergeau, Pierroville, Que.
130,947	Abacana.	Launenburg	Sehr—Glt	1912 Shelburne, N.S.	87 0	23 0	9 2	88	Jacob Sarty, Jr., M.O., LaHave, N.S.
94,790	Abana.	Charlottetown	Sehr—Glt	1889 La Have, N.S.	76 0	23 6	8 7	76	Lawrence Lamigan, Souris, P.E.I.
121,808	Abbie.	Barrington.	Sloop.	1904 Clyde, N.S.	31 0	11 4	6 0	10	C. D. Alkerson, Cape Island, N.S.

ALPHABETICAL List of Canadian Registered Sailing Vessels on Registry Books, &c.—Continued.

LISTE ALPHABÉTIQUE des navires à voiles canadiens inscrits sur les registres, etc.—Suite.

Official Number. Numéro officiel.	Name of Ship. Nom du navire.	Port of Registry. Port d'enregistrement.	Rig. Gréement.	Where Built. Lieu de construction.	Length in feet and 10ths. Longueur en pieds et 10 ^{es} .	Breadth in feet and 10ths. Largeur en pieds et 10 ^{es} .	Depth in feet and 10ths. Profondeur en pieds et 10 ^{es} .	Registered Tonnage. Tonnage enregistré.	Owner or Managing Owner, and Address. Armateur ou propriétaire-gérant, et adresse.
107,798	Abbie Keast.....	St. John, N.B.....	Schr—Glt.....	1899 Cambridge, N.B.....	83 0	27 0	7 3	96	E. A. Vaughan, <i>et al.</i> , Parrsboro, N.S.
122,637	Abbie L. Andrews.....	Kingston.....	Schr—Glt.....	1873 Toledo, Ohio, U.S.A.....	138 7	26 1	11 1	257	James Oliver, Kingston, Ont.
121,802	Abbie May.....	Barrington.....	Sloop.....	1904 Shelburne, N.S.....	50 0	10 6	6 0	10	Charles E. Rapp, McNutt's Island, N.S.
107,070	Abbie Verna.....	St. John, N.B.....	Schr—Glt.....	1898 Waterborough, N.B.....	69 5	24 3	6 4	66	James E. George, Parrsboro, N.S.
77,826	Abby G.....	Halifax.....	Schr—Glt.....	1879 Ship Harbour, N.S.....	54 6	15 8	6 2	31	Walter Clawson, Ship Harbour, N.S.
92,603	Abby Jane.....	Sydney.....	Schr—Glt.....	1899 Aspy Bay, N.S.....	45 5	15 6	6 1	19	John Fitzgerald, Aspy Bay, N.S.
*130,658	Abutilon.....	Chatham, N.B.....	Schr—Glt.....	1912 Caraquet, N.B.....	37 5	14 4	6 0	19	Joseph La Croix, Caraquet N.B.
126,464	Acacia.....	Kingston.....	Schr—Glt.....	1873 Smith's Falls, Ont.....	102 3	24 2	9 6	153	William G. Woodman, Wolfe Island, Ont.
83,313	Acacia.....	Port Medway.....	Bgtn—Bkglit.....	1884 Port Medway, N.S.....	98 4	25 6	10 1	186	B. H. Hammett, Boston, Mass., U.S.A.
112,126	Acadia.....	Lunenburg.....	Schr—Glt.....	1903 Lunenburg, N.S.....	90 4	24 3	9 3	91	Alexander Knickle, <i>et al.</i> , Lunenburg, N.S.
72,942	Acadia.....	Montreal.....	Barge—Chd.....	1875 Quebec, Que.....	150 0	26 5	11 5	375	Montreal Transportation Co., Ltd., Montreal, Que.
80,861	Acme.....	Amherst, N.S.....	Schr—Glt.....	1880 Wallace, N.S.....	71 0	19 9	7 5	59	John W. Morris, Wallace, N.S.
122,301	Active.....	Lunenburg.....	Schr—Glt.....	1907 Lunenburg, N.S.....	53 8	16 4	7 6	35	Frank Young, Pleasant Harbour, N.S.
90,404	Active.....	Maitland.....	Schr—Glt.....	1884 Great Village, N.S.....	35 0	10 9	4 6	12	Joseph Hiltz, Pembroke, N.S.

* Formerly "Stevenson."

SESSIONAL PAPER No. 21b

No.	Name	Port	Tonnage	Year	Length	Breadth	Depth	Speed	Remarks
103,834	Active	Quebec	38 8	1896	47	12 6	4 7	13	Zepherin Asselin, St. Famille, Que.
69,255	Ada	Chatham, N.B.	73 2	1866 1860	67	24 9	6 7	72	The W. J. Poupore Co., Ltd., Montreal, Que.
92,748	Ada	Sackville	72 0	1896	8 9	24 2	8 9	78	S. Trenholm, Pictou Landing, N.S.
92,617	Ada	St. Andrews	26 0	1888	5 0	11 0	5 0	10	Mrs. E. L. Matthews, Leonardville, N.B.
*80,045	Ada	Victoria	72 5	1880	7 3	25 4	7 3	91	Jos. Boscowitz, Victoria, B.C.
180,501	Ada D. Bishop	Shelburne	97 0	1911	9 7	22 6	9 7	93	Charles F. Bishop, Barin, Nfld.
88,981	Ada L.	Windsor, N.S.	46 4	1881	6 9	16 5	6 9	31	David C. Hunter, Walton, N.S.
83,086	Ada M.	Port Hawkesbury	40 0	1882	6 0	11 0	6 0	20	Wm. Burke, River Bonaventure, N.S.
180,739	Aia M. Westhaver	Lunenburg	114 3	1911	10 2	26 0	10 2	100	David Westhaver, M.O., Lunenburg, N.S.
107,961	Aia Mitchell	Pasphebac	92 4	1900	9 5	21 4	9 5	99	Robin Jones & Whitman, Ltd., Halifax, N.S.
116,900	Aia & Pearl	Vernmouth	34 0	1901	6 2	12 0	6 2	13	J. T. Duncan, Clarke's Harbour, N.S.
126,812	Adana C.	Halifax	45 0	1910	7 0	11 2	7 0	17	Wm. H. Hubley, Spry Bay, N.S.
107,476	Addie B.	Digby	36 0	1900	6 0	13 3	6 0	13	Charles Bailey, Westport, N.S.
103,121	Addie E.	St. Andrews	29 0	1893	5 9	11 0	5 9	13	John Miniholland, Campo Bello, N.B.
121,932	Addie M.	Halifax	39 2	1905	5 0	11 3	5 0	11	Isaac Morash, West Dover, N.S.
116,893	Adel	Sorel	73 5	1905	4 1	18 6	4 1	43	J. L. B. Leclair, Sorel, Que.
116,526	Adelaide	Lunenburg	38 5	1905	5 5	11 7	5 5	13	J. F. Gray, Pannant, N.S.
100,711	Adelo	Montreal	127 3	1905	10 8	28 5	10 8	297	Adolf Lamer, Montreal, Que.
72,099	Adelina	Chatham, N.B.	35 0	1893	4 6	11 2	4 6	12	Patrick D. Blanchard, Caraquet, N.B.
36,608	Adelme	Liverpool	65 3	1876	8 3	19 8	8 3	63	A. P. Mills, Summerside, P.E.I.
103,069	Adeline Gladys	Chatham, N.B.	35 5	1890	5 0	12 6	5 0	12	John Young, Tracadie, N.B.
100,350	Adella	Matiland	63 8	1893	8 1	20 3	8 1	29	Daniel Henderson, Minasville, N.S.
103,376	Adjutor	Quebec	60 6	1895	5 4	20 6	5 4	41	C. Mothot, Trois Saumons, Que.
116,965	Admiral Togo	St. Andrews	27 8	1905	5 9	12 0	5 9	12	William and Walter Benson, Grand Maun, N.B.
111,999	Adonis	Windsor, N.S.	150 0	1903	11 3	32 0	11 3	316	The Adonis Co., Ltd., Wolfville, N.S.

* Formerly "Ariel."

ALPHABETICAL LIST of Canadian Registered Sailing Vessels on Registry Books, &c.—Continued.

LISTE ALPHABÉTIQUE des navires à voiles canadiens inscrits sur les registres, etc.—Suite.

Official Number. Numéro officiel.	Name of Ship. Nom du navire.	Port of Registry. Port d'enregistrement.	Rig. Gréement.	Built—Constructé en	Where Built. Lieu de construction.	Length in feet and 10ths. Longueur en pieds et 10es.	Breadth in feet and 10ths. Largeur en pieds et 10es.	Depth in feet and 10ths. Profondeur en pieds et 10es.	Registered Tonnage. Tonnage enregistré.	Owner or Managing Owner, and Address. Armateur ou propriétaire gérant, et adresse.
121,876	Adoriam.	Yarmouth.	Sloop.	1906	Plymouth, N.S.	36 0	12 0	7 0	15	O. D. VanAmburg, Pubnico, N.S.
122,308	Adriatic.	Lunenburg.	Schr—Glt.	1907	Bridgewater, N.S.	96 0	23 8	19 0	99	William Duff, M.O., Lunenburg, N.S.
80,869	Adrienne.	Amherst, N.S.	Schr—Glt.	1883	South Boston, Mass., U.S.A.	73 8	18 2	9 0	51	David W. Robb, Amherst, N.S.
112,060	Advance.	Windsor, N.S.	Schr—Glt.	1902	Canning, N.S.	150 0	31 8	19 7	295	F. W. Bissett Co., Ltd., et al., Halifax, N.S.
112,521	Advent.	Windsor, N.S.	Schr—Glt.	1902	Parrsboro', N.S.	127 3	32 4	10 3	256	F. W. Bissett Co., Ltd., Halifax, N.S.
111,514	Æolus.	St. John, N.B.	Sloop.	1899	St. John, N.B.	27 6	8 1	3 2	4	Arthur C. Fairweather, Rothesay, N.B.
122,182	Aerolite.	Yarmouth.	Sloop.	1906	Cape Island, N.S.	36 0	13 0	6 6	16	James J. Duncan, Cape Island, N.S.
92,730	Aggie.	Toronto.	Sloop.	1887	Oakville, Ont.	47 3	12 0	5 4	13	Christopher Armstrong, Oakville, Ont.
117,168	Aggie Curry.	Windsor, N.S.	Schr—Glt.	1908	Harbourville, N.S.	51 0	14 6	6 2	21	Wm. Ogilvie, Parrsboro', N.S.
36,996	Agile.	Halifax.	Schr—Glt.	1861	Lunenburg, N.S.	54 6	16 4	6 9	27	James A. Coolen, East Dover, N.S.
36,140	Agility.	Arichat.	Schr—Glt.	1858	Port Medway, N.S.	75 6	21 8	8 2	72	Istidore Porrier, West Arichat, N.S.
112,036	Aglaée.	Quebec.	Schr—Glt.	1902	Grandes Bergeronnes, Que.	54 9	16 2	5 8	37	Louis Malkais, St. Etienne de la Malbaie, Que.
112,376	Agnes.	Arichat.	Schr—Glt.	1902	Scatrene Island, N.S.	39 5	10 7	6 1	15	James D. Dickson, Main a Dieu, N.S.
85,660	Agnes.	Halifax.	Schr—Glt.	1877	Chezetcook, N.S.	34 0	12 7	5 1	11	Jacob Lapiere, Chezetcook, N.S.
121,700	Agnes E.	Yarmouth.	Sloop.	1904	Cape Island, N.S.	31 0	11 8	6 0	10	Wm. S. Harris, Whitehaven, N.S.

SESSIONAL PAPER No. 21b

116,492	Agnes G. Donahoe	Lunenburg	Schr—Glt	1903	Lunenburg, N.S.	96 8	24 8	10 0	99	Sprock Batsom, <i>et al.</i> , Victoria, B.C.
78,046	Agnes Hudson	Richibucto	Schr—Glt	1880	Richibucto, N.B.	34 8	12 6	4 2	9	R. T. Holman, Summerside, P.E.I.
116,898	Agnes M.	Yarmouth	Sloop	1905	Tusket Wedge, N.S.	37 0	11 6	6 5	11	Geo. Donette, Tusket, N.S.
126,808	Agnes Pauline	Yarmouth	Schr—Glt	1911	Sheburne, N.S.	74 0	22 0	9 0	71	Raymond N. D'Entremont, M.O., Pudloic, N.S.
111,641	Aguedilla	Lunenburg	Schr—Glt	1901	Lunenburg, N.S.	94 6	24 9	9 8	100	Wm. Aremburg, M.O., Lunenburg, N.S.
90,533	Aid	Montreal	Barge—Chd	1885	Montreal, Que.	153 2	24 4	11 7	368	Alexandre Desrosiers, Lanoraie, Que.
130,591	Aileen Gladys	Halifax	Schr Glt	1912	Ship Harbour, N.S.	45 0	13 0	6 0	16	Geo. E. Siteman, M.O., Ship Harbour, N.S.
72,817	Ainoko	Victoria	Schr Glt	1891	Yokohama, Japan	75 5	24 8	7 7	75	Victoria Sealing Co., Ltd., Victoria, B.C.
130,243	Ainslie	Liverpool	Schr Glt	1911	Liverpool, N.S.	112 4	26 9	10 0	118	Arthur Crooks, <i>et al.</i> , Liscomb, N.S.
130,597	Ajax H.	Halifax	Dredge—Drague	1907	Halifax, N.S.	55 0	20 6	6 0	98	The Nova Scotia Dredging Co., Ltd., Halifax, N.S.
64,970	Alabama	Quebec	Barge—Chd	1871	Grande Baie, Saguenay, Que.	100 2	21 6	8 5	151	John Torrance, Montreal, Que.
111,528	Alart	Digby	Sloop	1901	Capo St. Mary's, N.S.	35 0	11 0	4 2	11	Stephen A. Donetto, <i>et al.</i> , Cape St. Mary's, N.S.
117,096	Alaska	Arichat	Schr—Glt	1906	Sampsonville, N.S.	31 5	11 3	4 9	10	Angus Morrison, Glace Bay, N.S.
77,897	Alaska	Sackville	Schr—Glt	1881	Sackville, N.B.	94 0	29 9	8 5	118	J. N. Pugsley, Parrshoro', N.S.
64,512	Albat	Arichat	Schr—Glt	1871	St. John, N.B.	87 4	26 3	9 4	158	John W. Hayes, Hollowood, G.B.
100,243	Alba	Halifax	Sloop	1894	Sheburne, N.S.	36 5	9 3	3 8	5	James Fraser, Halifax, N.S.
85,974	Alba	St. John, N.B.	Schr—Glt	1882	Waterborough, N.B.	83 1	57 0	7 2	92	Robert Newcomb, Parrshoro', N.S.
112,311	Albani	Liverpool	Schr—Glt	1902	Liverpool, N.S.	125 0	29 9	11 0	239	Frank F. Hayes, Canso, N.S.
85,777	Albani	Montreal	Sloop	1883	Yamaska, Que.	107 5	22 6	7 1	159	H. F. Cunnning, Cornwall, Ont.
122,302	Albata	Lunenburg	Schr—Glt	1907	Lunenburg, N.S.	16 8	13 5	6 8	20	F. H. Hawes, <i>et al.</i> , J.O., Canso, N.S.
103,081	Albatross	Chatham, N.B.	Schr—Glt	1894	Shippigan, N.B.	35 3	12 3	5 1	13	T. Ahier, Shippigan, N.B.
100,846	Albatross	Lunenburg	Schr—Glt	1891	Mahono Bay, N.S.	41 4	15 7	6 4	26	J. Arsenault, Little Bras d'Or, N.S., and John Flynn, North Sydney, N.S.
92,371	Albatross	St. John, N.B.	Schr—Glt	1881	Greenwich, N.B.	60 3	19 2	5 2	45	F. E. Walton, Greenwich, N.B.
126,452	Alberie A.	Sorel	Sloop	1909	Notre Dame de Pierre ville, Que.	110 0	23 3	7 1	121	Alelard Beaudet, St. Jean des Chail- lons, Que.
103,873	Albet L.	Montreal	Barge—Chd	1897	Yamaska, Que.	169 4	23 1	7 1	147	H. B. Jerkin and A. Stangster, Ire- quois, Ont.

ALPHABETICAL LIST of Canadian Registered Sailing Vessels on Registry Books, &c.—Continued.

LISTE ALPHABÉTIQUE des navires à voiles canadiens inscrits sur les registres, etc.—Suite.

Official Number. Numéro officiel.	Name of Ship. Nom du navire.	Port of Registry. Port d'enregistrement.	Rig. Gréement.	Built—Construct en	Where built. Lieu de construction.	Length in feet and 10ths. Longueur en pieds et 10 ^{es} .	Breadth in feet and 10ths. Largeur en pieds et 10 ^{es} .	Depth in feet and 10ths. Profondeur en pieds et 10 ^{es} .	Registered Tonnage. Tonnage enregistré.	Owner or Managing Owner, and Address. Armateur ou propriétaire, gérant, et adresse.
130,740	Albert A. Young.	Lunenburg.	Schr—Glt.	1911	Mabone Bay, N.S.	94 8	25 0	10 3	92	Jacob Hiltz, M.O., Indian Point, N.S.
112,000	Albert D. Mills.	Parreboro'.	Schr—Glt.	1902	Meteghan River, N.S.	139 5	32 0	11 7	326	Wm. J. Pindé, Nassan, N. P., Bahama Islands, P.W.I.
121,818	Albert J. Intz.	Digby.	Schr—Glt.	1908	Shelburne, N.S.	90 0	23 0	9 8	95	John D. Apte, M.O., Port Wade, N.S.
100,378	Albert P.	Sydney.	Schr—Glt.	1892	New Harris, N.S.	69 5	19 8	7 1	60	Mrs. Harriet Porrier, West Arichat, N.S.
112,156	Albert W.	Chatham, N.B.	Schr—Glt.	1902	Miscon Head, N.B.	33 6	12 9	4 9	10	W. S. Joggie Co., Ltd., Chatham, N.B.
100,586	Alberta.	Montreal.	Barge—Chd.	1892	Yanaska, Que.	136 2	27 4	11 2	262	Canadian Forwarding & Export Co., Ltd., Montreal, Que.
100,179	Alberta.	Montreal.	Barge—Chd.	1891	Kingston, Ont.	163 5	23 2	10 2	314	Wm. Q. Stobo, Quebec, Que.
107,381	Alberta.	Ottawa.	Scow—Chd.	1898	Ottawa, Ont.	40 5	12 2	2 0	6	Jas. Cunningham Wright, Hull, Que.
107,644	Alb-artha.	Lunenburg.	Schr—Glt.	1899	La Have, N.S.	86 9	24 2	9 5	94	Hendry Ltd., Liverpool, N.S.
51,227	Alborton.	Halifax.	Schr—Glt.	1866	Cascumpec, P.E.I.	53 7	16 5	6 4	30	Michael Wells, Guysboro', N.S.
94,625	Albion.	Ottawa.	Barge—Chd.	1888	Rockland, Ont.	110 0	22 8	7 3	149	The Ottawa Transportation Co., Ltd., Ottawa, Ont.
112,266	Albysa.	Montreal.	Sloop.	1902	Pierreville, Que.	162 3	23 0	7 2	128	Severe Larosee, St. Thomas de Cirom- ville, Que.
107,657	Aleasa.	Port Medway.	Schr—Glt.	1899	Lunenburg, N.S.	97 7	25 4	9 6	99	James R. Laing, et al., Liscomb, N.S.
74,284	Aleé.	Quebec.	Barge—Chd.	1875	Yamaska, Que.	93 8	22 0	6 1	90	E. Paul, Sorel, Que.

SESSIONAL PAPER No. 21b

103,968	Aleide	Montreal	Sloop	1897	Pierreville, Que.	82 2	19 0	5 1	65	Leopold Beauchemin, Notre Dame de Pierreville, Que.
116,235	Aleyone	Digby	Schr—Glt	1904	Shelburne, N.S.	78 0	19 2	8 0	52	Howard Anderson, M. O., Digby, N.S.
112,287	Alda	Digby	Schr—Glt	1902	Apple River, N.S.	27 0	10 5	6 0	11	H. B. McCormac, Short Beach, N.B.
122,039	Alda E.	Weymouth	Sloop	1908	Middle West Pulmonic, N.S.	31 0	11 0	6 6	10	Richard H. Williams, Halifax, N.S.
112,115	Aldino	Lunenburg	Schr—Glt	1903	La Have, N.S.	92 9	24 5	9 4	99	Albert V. Conrad, La Have, N.S.
122,090	Alena L. Young	Charlottetown	Schr—Glt	1878	Boothbay, Me., U.S.A.	52 0	17 0	7 0	35	George Gamble and Cadvan Howatt, J.O., Victoria, P.E.I.
90,736	Alert	Port Hawkesbury	Schr—Glt	1879	Little Harbour, N.S.	31 6	12 3	4 7	11	Wm. A. Keating, Port Mulgrave, N.S.
122,243	Alert	St. Andrews	Schr—Glt	1869	Georgetown, N.B.	47 5	15 8	6 9	18	David J. Spear, Penfield, N.B.
94,823	Alert	Weymouth	Schr—Glt	1889	Gilbert Cove, N.S.	108 0	26 8	12 0	229	G. J. Howatson, New York, N.Y., U.S.A.
80,640	Aler	Yarmouth	Schr—Glt	1877	Chabogue, N.S.	31 5	11 0	4 2	8	Benj. Davis, Yarmouth, N.S.
74,046	Alexander	Sydney	Schr—Glt	1877	Little Narrows, N.S.	75 2	22 3	8 3	78	George McKay, Baddeck, N.S.
72,671	Alexander	Victoria	Schr—Glt	1876	Port Essington, B.C.	170 0	27 2	12 5	189	Pacific Towing & Lightering Co., Ltd., Victoria, B.C.
79,929	Alexander Black	Dorchester	Bk—Bq	1891	Harvey, N.B.	165 8	34 9	13 3	575	G. I. McBride, et al., Waterville, N.S.
122,436	Alexander McLaurin	Quebec	Bargo—Chd	1907	St. Alexis, Que.	106 0	22 5	7 8	162	John C. Kaine, Quebec, Que.
112,107	Alexandra	Lunenburg	Schr—Glt	1903	Lunenburg, N.S.	93 2	23 4	9 6	93	Freeman Anderson, et al., Lunenburg, N.S.
122,506	Alexandra	Vancouver	Sloop	1907	Vancouver, B.C.	38 1	8 2	4 9	7	Richard H. Alexander, Vancouver, B.C.
	Alexina	Montreal	Bargo—Chd	1873	Lachine, Que.	85 2	22 0	7 0	97	G. Matlayoz, Lachine, Que.
130,985	Alexisna	Chatham, N.B.	Schr Glt	1912	Little Lameque, N.B.	37 5	14 0	6 0	17	Romain A. Nood, Little Lameque, N.B.
139,956	Alfarata	Lunenburg	Schr—Glt	1912	Malone Bay, N.S.	103 0	25 8	10 3	92	Willis Ernst, M.O., Malbone Bay, N.S.
103,343	Alfred	Montreal	Sloop	1895	Yamaska, Que.	125 4	26 1	10 8	266	Edwardsburgh Starch Co., Ltd., Montreal, Que.
80,699	Alfred	Montreal	Sloop	1881	Yamaska, Que.	110 0	22 3	7 7	165	R. Bickerdike and R. Ironside, Montreal, Que.
77,577	Alfred Demers	Montreal	Sloop	1878	Three Rivers, Que.	105 0	22 5	7 6	131	The Minister of Public Works, Ottawa, Ont.
94,878	Alfred R. Davison	Montreal	Bargo—Chd	1885	Whitehall, N.Y., U.S.A.	97 4	17 6	7 0	99	Amédée Mallette, Rigaud, Que.
122,096	Alfreda	Yarmouth	Sloop	1905	Harrington, N.S.	30 0	11 0	6 0	11	Peter Nickerson, Cape Island, N.S.
100,489	Aligoma	Lunenburg	Schr—Glt	1892	Dublin Shore, N.S.	62 6	29 8	8 1	56	Melford Bond, M.O., Chester, N.S.

* Formerly a steamer.

ALPHABETICAL LIST of Canadian Registered Sailing Vessels on Registry Books, &c.—Continued.

LISTE ALPHABÉTIQUE des navires à voiles canadiens inscrits sur les registres, etc.—Suite.

Official Number. Numéro officiel.	Name of Ship. Nom du navire.	Port of Registry. Port d'inscription.	Rig. Grément.	Built—Constructé en	Where Built. Lieu de construction.	Length in feet and 10ths. Longueur en pieds et 10es.	Breadth in feet and 10ths. Largeur en pieds et 10es.	Depth in feet and 10ths. Profondeur en pieds et 10es.	Registered Tonnage. Tonnage enregistré.	Owner or Managing Owner, and Address. Armateur ou propriétaire gérant, et adresse.
125,987	Aigoquin.....	Montreal.....	Dr'g—Drague.....	1894 Point Lévis, Que 1907 Montreal, Que.....	{	90 8	36 6	6 9	335	Charles J. Smith, Montreal, Que.
111,617	Alhambra.....	Lunenburg.....	Schr—Glt.....	1901	Mahone Bay, N.S.	88 2	21 5	9 6	90	Henry Cook, <i>et al</i> , Lunenburg, N.S.
77,549	Alice.....	Amherst, N. S.....	Schr—Glt.....	1879	Parrsboro' N.S.....	37 0	11 5	4 4	8	W. B. Manning, Parrsboro', N.S.
71,302	Alice.....	Charlottetown.....	Schr—Glt.....	1881	Rexton, N. B.....	37 0	12 0	4 7	10	Alex. McArthur, Lot 14, P. B. I.
100,981	Alice.....	Chatham, N. B.....	Schr—Glt.....	1888	Caracquet, N. B.....	35 0	12 5	4 8	11	Mrs. Sarah Young and F. T. B. Young, J. O., Caracquet, N. B.
111,813	Alice.....	Chatham, N. B.....	Schr—Glt.....	1901	Shippigan, N. B.....	73 2	18 4	8 8	66	Wm. Fring & Co., Ltd., Jersey.
122,057	Alice.....	Chatham, N. B.....	Schr—Glt.....	1907	Shippigan Island, N. B.....	37 2	13 2	11 3	15	Sévere Dugré, Shippigan, N. B.
90,866	Alice.....	Halifax.....	Schr—Glt.....	1885	La Have, N.S.....	36 0	11 4	4 4	12	James Henslow, jr., Liscomb, N.S.
103,206	Alice.....	Liverpool.....	Schr—Glt.....	1896	Port Mouton, N.S.....	56 5	18 7	7 6	42	Wm. Burke, Main-d'ieu, N.S.
100,712	Alice.....	Montreal.....	Sloop.....	1893	Yamaska, Que.....	109 6	22 9	9 6	186	Adolf Lomer, Montreal, Que.
92,776	Alice.....	New Westminster.....	Sloop.....		Mud Bay, B. C.....	32 6	10 5	3 0	9	Donald Urquhart, Vancouver, B. C.
103,440	Alice.....	Ottawa.....	Barge—Chd.....	1890	Buckingham, Que.....	63 4	14 9	3 4	30	O. M. Harris, Buckingham, Que
100,382	Alice.....	Sydney.....	Schr—Glt.....		Bergeo, Nfld.....	37 6	12 0	5 3	10	Wm. Hunt, Sydney, N.S.
100,561	Alice.....	Sydney.....	Schr—Glt.....	1892	Lunenburg, N.S.....	120 7	25 8	12 9	248	Dominion Coal Co., Ltd., Montreal, Que.

SESSIONAL PAPER No. 21b

75,612	Alice	Yarmouth	1877	Shelburne, N.S.	43 0	15 7	6 8	17 J. J. Duffy, Saultierville, N.S.
107,313	Alice A.	Halifax	1899	Grand Desert N.S.	42 0	13 5	5 8	16 Edward Crease, Halifax, N.S.
74,085	Alice Batt	Halifax	1876	Bay St. George, Nfld.	50 0	48 3	7 6	40 Nathaniel Butt, Bay St. George, Nfld.
111,738	Alice Gertrude	Lunenburg	1902	La Have, N.S.	83 4	22 3	9 4	81 John B. Young, et al., Lunenburg, N.S.
107,992	Alice J. Davis	Canso	1899	Canso, N.S.	44 0	14 8	7 1	20 Edward Hearn, Canso, N.S.
116,657	Alice M.	Yarmouth	1901	Pubnico, N.S.	52 0	16 6	7 5	26 René Bondrot, et al., Petite de Grat, N.S.
121,801	Alice M. Atwood	Yarmouth	1904	Clarke's Harbour, N.S.	30 0	10 6	6 0	10 D. A. Atwood, Clarke's Harbour, N.S.
130,578	Alice M. C.	Lunenburg	1907	Indian Harbour, N.S.	38 0	10 6	5 4	19 Freighton Covey, M.O., Indian Harbour, N.S.
103,808	Alice Mattatall	Pictou, N.S.	1909	Tatamagouche, N.S.	35 4	12 6	6 1	16 Hugh Mattatall, et al., Tatamagouche, N.S.
103,279	Alice Maud	Chatham, N.B.	1895	Carasquet, N.B.	35 0	12 0	4 4	16 Rabien Arsemaul, Tignish, P.E.I.
64,560	Alice Maud	St. John, N.B.	1871	St. John, N.B.	43 0	16 4	5 4	25 Wm. Langwith, Minudie, N.S.
92,487	Alice Maude	Windsor, N.S.	1884	Grand Maun, N.E.	32 0	11 0	6 0	12 John F. Paul, Hall's Harbour, N.S.
88,456	Alice May	Arichat	1888	Port Hawkesbury, N.S.	51 1	18 6	6 7	30 Wm. LeVesconte, Desconse, N.S.
88,270	Alice May	St. John, N.B.	1884	Musquash, N.B.	35 3	12 5	5 0	10 Isaac H. Northup, St. John, N.B.
90,660	Alice May	Yarmouth		Vinalhaven, Me., U.S.A.	46 5	15 4	5 7	18 Chas. Teed, Freeport, N.S.
	Alice Paey	Montreal	1871	Montreal, Que.	115 8	25 0	9 2	240 G. M. Miller and J. G. B. Jones, Montreal, Que.
90,719	Alice Phoebe	Charlottetown	1886	Ship Harbour, N.S.	62 0	20 5	9 4	71 David J. Burns, Sonora, N.S.
77,725	Alice and Nellie	Halifax	1878	Freeport, N.S.	50 6	17 3	6 2	30 Craigen P. Young, et al., Piquetwick, N.S.
100,739	Alda A.	Windsor, N.S.	1894	Cambridge, N.S.	27 9	9 4	3 4	4 Wm. Burgess, Kempe, N.S.
130,332	Ahika P.	Chatham, N.B.	1910	Lamèque, N.B.	36 0	12 0	5 0	15 Zoel G. J. Paulin, Launogue, N.E.
100,857	Alix	Quebec	1893	Montmagny, Que.	32 8	12 8	5 6	13 J. A. Martin, Rimouski, Que.
126,165	Allans No. 1	Montreal	1908	Montreal, Que.	129 0	32 9	9 2	256 H. Montague Allan, et al., J.O., Montreal, Que.
126,166	Allans No. 2	Montreal	1908	Montreal, Que.	159 6	30 7	8 9	279 H. Montague Allan, et al., J.O., Montreal, Que.
126,167	Allans No. 3	Montreal	1908	Montreal, Que.	121 0	30 7	7 6	170 H. Montague Allan, et al., J.O., Montreal, Que.

* Foreign name "P. & B. Crowell."

ALPHABETICAL LIST of Canadian Registered Sailing Vessels on Registry Books, &c.—Continued.

LISTE ALPHABÉTIQUE des navires à voiles canadiens inscrits sur les registres, etc.—Suite.

Official Number. Numéro officiel.	Name of Ship. Nom du navire.	Port of Registry. Port d'enregistrement.	Rig. Géométrie.	Built—Constructé en	Where Built. Lieu de construction.	Length in feet and 10ths. Longueur en pieds et 10 ^{es} .	Breadth in feet and 10ths. Largeur en pieds et 10 ^{es} .	Depth in feet and 10ths. Profondeur en pieds et 10 ^{es} .	Registered tonnage. Tonnage enregistré.	Owner or Managing Owner, and Address. Armateur ou propriétaire gérant, et adresse.
126,168	Allians No. 4	Montreal	Barge—Chd	1908	Montreal, Que	106 5	30 6	9 0	152	H. Montagne Allan, et al., J.O., Montreal, Que.
126,169	Allians No. 5	Montreal	Barge—Chd	1908	Montreal, Que	117 0	29 6	5 0	195	H. Montagne Allan, et al., J.O., Montreal, Que.
126,170	Allians No. 6	Montreal	Barge—Chd	1908	Montreal, Que	117 8	29 1	7 9	172	H. Montagne Allan, et al., J.O., Montreal, Que.
74,410	Alliance	Chatham, N.B.	Egtn—Bkgl.	1877	Shippigan, N.B.	90 0	19 5	11 4	99	Wm. Fruing & Co., Ltd., Jersey, C.I.
78,084	Alliance	Chatham, Ont.	Schr—Glt	1867	Port Dover, Ont.	47 0	16 8	5 0	33	Arnold Winegardin, Chatham, Ont.
36,176	Alliance	Liverpool	Schr—Glt	1858	Petite Rivière, N.S.	56 2	17 9	7 5	40	C. H. Innes, Liverpool, N.S.
103,478	Allie I. Alger	Victoria	Schr—Glt	1886	Seattle, Wash., U.S.A.	76 0	25 0	8 5	75	John Kingsman, Victoria, B.C.
112,391	Allumet	Ottawa	Scow—Chd	1902	Ottawa, Ont.	52 4	13 5	2 4	27	The Upper Ottawa Improvement Co., Ltd., Ottawa, Ont.
103,769	Alma	Chatham, N.B.	Schr—Glt	1894	Caracquet, N.B.	34 5	12 0	4 4	11	John B. Sirois, Caracquet, N.B.
112,162	Alma	Chatham, N.B.	Schr—Glt	1903	Lameque, N.B.	38 0	13 0	5 6	12	Agapit Duguay, Lameque, N.B.
92,554	Alma	Montreal	Sloop	1881	Sorel, Que	85 3	19 6	4 1	47	J. Dancau, St. François du Lac, Que.
85,755	Alma	Quebec	Schr—Glt	1882	St. Jean Port Joli, Que.	31 2	11 0	4 3	9	Pierre Bernier, L'Assomption de Macander, Que.
73,038	Alma	Quebec	Barge—Chd	1866	Batiscan, Que.	71 5	20 0	5 1	48	P. Carrier, Boucherville, Chambly Co., Que.
107,221	Alma	Quebec	Sloop	1897	St. Siméon, Que.	34 4	13 0	4 2	11	Henri Sinaud, St. Andre de Kamouraska, Que.
107,550	Alma	St. John, N.B.	Schr—Glt	1898	Cambridge, N.B.	73 0	24 7	6 5	70	John E. Moore, St. John, N.B.

SESSIONAL PAPER No. 21b

107,357	Alma.....	Sydney	Schr—Glt	1898	Aspy Bay, N.S.	52 9	18 1	5 5	34 G. Burton, Aspy Bay, N.S.
103,867	Alma H.....	Quebec	Schr—Glt	1898	Ship Harbour, N.S.	53 8	16 4	6 8	32 Isaac St. Pierre, Rimouski, Que.
85,404	Alma L. Gortie.....	Charlottetown	Schr—Glt	1906	Grindstone, Que.	68 3	18 9	7 6	43 John McLean, Souris, P.E.I.
112,105	Alma Nelson.....	Lunenburg	Schr—Glt	1902	Lunenburg, N.S.	91 6	25 0	10 0	99 Alfred Backman, et al., Lunenburg, N.S.
48,198	Almanda.....	Quebec	Schr—Glt	1864	St. Thomas, Que.	74 0	24 8	9 1	98 Jos. Bergeron, Les Eboulements, Que.
74,266	Almanda.....	Quebec	Schr—Glt	1876	Cap St. Ignace, Que.	60 5	19 0	6 6	41 J. Bonnard, Malbaie, Que.
88,598	Alph. B. Parker.....	Digby	Schr—Glt	1885	Tusket Wedge, N.S.	67 0	19 1	6 7	45 Samuel Bowdridge, Murray Harbour, P.E.I.
122,133	Alter C.....	Yarmouth	Sloop	1906	Belliveau's Cove, N.S.	30 0	10 6	6 0	10 John Y. Smith, Port La Tour, N.S.
100,617	Altona.....	Shelburne	Schr—Glt	1894	Sable River, N.S.	47 1	16 2	7 2	28 Judson Dauphinee, Tantallon, N.S.
122,149	Alva.....	Yarmouth	Sloop	1907	Clyde, N.S.	31 0	11 0	6 3	31 George H. Lyle, Port La Tour, N.S.
94,842	Alzora.....	Windsor, Ont.	Scow—Clad	1890	Belle River, Ont.	65 0	18 0	3 8	43 Louis Thibert, Belle River, Ont.
116,217	Amable.....	Quebec	Sloop	1901	Montagny, Que.	53 6	20 8	5 0	33 Amable Fournier, Montagny, Que.
92,374	Amanda S.....	St. John, N.B.	Schr—Glt	1887	Rexton, N.B.	54 3	17 9	4 8	24 W. C. Derry, Dover, N.B.
74,270	Amarilla.....	Quebec	Schr—Glt	1876	Ste. Luce, Que.	45 9	14 9	5 8	24 C. Veziua, St. Michel de Bellechasse, Que.
126,145	Amarine.....	Sorel	Sloop	1908	Sorel, Que.	106 6	23 2	7 2	131 Pierre Paul (Olivier), St. Joseph de Sorel, Que.
100,810	Anastat.....	Victoria	Schr—Glt	1892	Seattle, Wash., U.S.A.	43 5	15 3	5 9	18 C. Gibson, Nainiat, B.C.
83,176	Amazon.....	Magdalen Islands	Schr—Glt	1882	Lunenburg, N.S.	70 6	23 3	8 5	73 Harvey Taker, Grosse Isle, M.I., Que.
112,101	Ambition.....	Lunenburg	Schr—Glt	1902	La Have, N.S.	95 8	26 0	10 2	100 Joseph Salter, North Sydney, N.S.
97,196	Aurelia.....	Montreal	Sloop	1890	Yamaska, Que.	104 3	22 9	7 1	108 O. Desrosiers, Yamaska, Que.
107,311	America.....	Hullfax	Schr—Glt	1898	Shelburne, N.S.	75 0	20 5	9 4	57 James Hanrahan, et al., Ferguson's Cove, N.S.
107,807	America.....	St. John, N.B.	Sloop	1896	Grand Manan, N.B.	40 6	13 7	5 4	16 Clarence Webber, et al., Westport, N.S.
94,842	Americo.....	New Westminster	Schr—Glt	1887	Nanaimo, B.C.	48 0	14 3	3 3	32 Bernard Buck, Vancouver, B.C.
122,579	Amerite.....	Yarmouth	Sloop	1907	Stoney Island, N.S.	34 0	12 5	7 0	12 Frederick Swinn, M.O., Deep Cove, N.S.
*123,638	Ancoria.....	Vancouver	Sloop	1906	Seattle, Wash., U.S.A.	31 0	10 3	4 3	8 Wm. A. Templeton, Vancouver, B.C.
59,372	Anos M. Holt.....	Digby	Schr—Glt	1876	St. Patrick, N.B.	53 0	19 3	6 0	33 David R. Graves, Granville, N.S.

* Foreign name "Imp."

ALPHABETICAL LIST of Canadian Registered Sailing Vessels on Registry Books, &c.—Continued.

LISTE ALPHABÉTIQUE des navires à voiles canadiens inscrits sur les registres, etc.—Suite.

Official Number. Numéro officiel.	Name of Ship. Nom du navire.	Port of Registry. Port d'enregistrement.	Rig. Gréement.	Build—Constructé en	Where Built. Lieu de construction.	Length in feet and 10ths. Longueur en pieds et 10es.	Breadth in feet and 10ths. Largeur en pieds et 10es.	Depth in feet and 10ths. Profondeur en pieds et 10es.	Registered Tonnage. Tonnage enregistré.	Owner or Managing Owner, and Address. Armateur ou propriétaire gérant, et adresse.
130,942	Amy B. Silver.	Lunenburg.	Schr—Glt	1912	LaHave N.S.	106 8	26 4	10 5	99	Kenneth Silver, M.O., LaHave, N.S.
103,071	Anglesea.	Chatham, N.B.	Schr—Glt	1893	Caracquet, N.E.	36 2	13 4	5 1	12	H. LeBouthillier, Caracquet, N.B.
107,705	Anglo-Saxon.	Toronto	House boat.	1898	Panetanguishene, Ont.	58 0	22 0	3 0	180	David Davidson, Panetanguishene, Ont.
85,482	Angola.	Liverpool	Schr—Glt	1883	Jordau River, N.S.	82 4	22 2	8 7	94	Charles Brister, Halifax, N.S.
130,936	Angus W. Robertson	Montreal.	Scow—Chd.	1912	Montreal, Que.	110 1	28 1	7 9	199	Michael J. Hancy, <i>et al.</i> , J.O., Toronto, Ont.
116,522	Anita	Lunenburg.	Schr—Glt	1905	Lunenburg, N.S.	48 6	13 5	6 1	16	Wm. Clevesey, Pleasantville, N.S.
107,803	Anita	St. John, N.B.	Sloop	1896	St. Andrews, N.E.	32 6	12 0	5 0	10	Isaac Treccartin, Grand Maun, N.B.
122,093	Anita	Yarmouth	Sloop	1905	Surette's Island, N.S.	30 0	11 0	6 0	11	Agustin Bourque, Tusket, N.S.
52,032	Anna.	Annapolis Royal	Schr—Glt	1865	Wilmot, N.S.	74 8	24 4	8 9	88	J. Brown, Port George, N.S.
92,419	Anna.	Chatham, N.B.	Schr—Glt	1889	Shippigan, N.B.	34 7	12 2	5 0	12	Dosthé Chiasson, Shippigan, N.B.
108,073	Anna.	Chatham, N.B.	Schr—Glt	1892	Shippigan, N.B.	35 2	12 8	5 0	11	Luke Friolet, Caracquet, N.B.
69,579	Anna.	Quebec.	Schr—Glt	1865	Chicoutimi, Que.	40 5	13 5	5 5	18	Mrs. H. Brassard, Malbaie, Que.
103,837	Anna.	Quebec.	Schr—Glt	1896	Gronlines, Que.	103 2	24 6	8 8	138	Lonis Arcand, M.O., Port Neuf, Que.
77,772	Anna E. Foster.	Godertch.	Schr—Glt	1877	Cheboygan, Mich., U.S.A	66 0	17 0	6 6	39	W. Foster, Owen Sound, Ont.

SESSIONAL PAPER No. 21b

117,028	Anna F.	Sydney	Sloop	1905	Ingonish, N.S.	37 0	12 4	6 3	14 J. Brewer and J. Hawley, Ingonish, N.S.
80,093	Anna K.	St. John, N.B.	Schr—Glt	1881	Greenwich, N.B.	40 4	13 3	5 8	14 George H. Gibson, Margaretsville, N.S.
103,453	Anna Maud.	Arichat.	Schr—Glt	1892	Georgetown, P.E.I.	34 2	13 7	4 6	10 R. H. Munroe, Whitehaven, N.S.
112,146	Annadale.	Kingston.	House boat.	1903	Rockport, Ont.	62 6	22 2	1 2	76 The Rideau House Boat Association, Ltd., Kingston Ont.
92,759	Annette	Quebec.	Schr—Glt	1889	Anse St. Jean, Que.	42 0	15 0	6 4	21 M. Blais, Jr., Riviere Romaine, Labrador.
57,260	Annie	Arichat.	Schr—Glt	1897	La Have, N.S.	70 0	22 0	8 8	68 Edward J. LeBlanc, West Arichat, N.S.
75,888	Annie	Charlottetown.	Schr—Glt	1880	Pictou, N.S.	43 3	16 4	5 6	22 J. B. Sundby, Fort Elgin, N.B.
72,081	Annie	Chatham, N.B.	Schr—Glt	1875	Richibucto, N.B.	41 3	13 8	4 7	13 John P. Brennan, Alberton, P.E.I.
71,106	Annie	Chatham, Ont.	Schr—Glt	1853	Swan Creek, U.S.A.	55 4	16 6	4 4	30 P. Demers and M. Thibreau, Dover East, Ont.
	Annie	Montreal.	Barge—Chd	1869	Williamstown, Ont.	121 1	22 9	7 6	485 Ernest Tempier, Montreal, Que.
91,897	Annie	New Westminster.	Sloop	1889	Vancouver, B.C.	31 0	10 0	5 0	9 Hudson's Bay Co., London, G.B.
83,030	Annie	Windsor, Ont.	Barge—Chd	1883	Dresden, Ont.	96 0	24 0	4 7	70 The Canadian Salt Co., Windsor, Ont.
103,061	Annie	Yarmouth.	Schr—Glt	1895	Salmon River, N.S.	77 6	25 0	6 5	71 Ben. Gullison, Salmon River, N.S.
111,422	Annie B.	Halifax.	Schr—Glt	1901	Port Felix, N.S.	49 2	16 4	7 7	26 Benjamin Boudrot, Fort Potit, N.S.
111,879	Annie B.	Yarmouth.	Sloop	1902	Pubnico, N.S.	41 0	14 9	6 6	26 Theod. D'Entremont, Pubnico, N.S.
116,344	Annie B. M.	Arichat.	Schr—Glt	1903	L'Ardoise, N.S.	44 6	13 3	6 0	18 The Whitman Fish Co., Ltd., Canso, N.S.
72,978	Annie Coggins	Digby.	Schr—Glt	1876	Proport, N.S.	67 7	18 0	8 4	22 Edward Lake, Cheverie, N.S.
80,027	Annie D.	Stelluaruo	Schr—Glt	1881	Pubnico, N.S.	72 8	23 0	7 9	71 Mrs. Margaret Olsen, Port Hawkesbury, N.S.
90,731	Annie E. Pannl.	Victoria	Schr—Glt	1885	Port Hawkesbury, N.S.	77 0	24 1	9 2	82 Victoria Sealing Co., Ltd., Victoria, B.C.
90,487	Annie Eliza	Halifax.	Schr—Glt	1880	Jeddore, N.S.	35 3	14 3	5 6	14 Arthur Day, Jeddore, N.S.
100,389	Annie F.	Sydney	Schr—Glt	1895	Main-a-Dieu, N.S.	37 4	13 0	5 2	13 John Farrell, Main-a-Dieu, N.S.
75,827	Annie G.	Halifax.	Schr—Glt	1878	Indian Harbour, N.S.	58 8	18 5	8 0	38 J. Rogers, Fortune, Nfld.
122,12	Annie G. W.	Halifax	Schr—Glt	1907	Sheet Harbour, N.S.	42 6	15 0	6 0	17 James Washaver, Sheet Harbour, N.S.
85,981	Annie Gale.	St. John, N.B.	Schr—Glt	1882	Waterborough N.B.	77 8	26 4	7 0	97 Stephen B. Kelly, River Hebert, N.S.
126,380	Annie Hilton.	Halifax	Schr—Glt	1909	Owl's Head, N.S.	37 0	10 8	4 8	10 John R. May, Owl's Head, N.S.

ALPHABETICAL LIST of Canadian Registered Sailing Vessels on Registry Books, &c.—Continued.

LISTE ALPHABÉTIQUE des navires à voiles canadiens inscrits sur les registres, etc.—Suite.

Official Number. Numéro officiel.	Name of Ship. Nom du navire.	Port of Registry. Port d'enregistrement.	Rig. Gréement.	Built—Constructé en	Where Built. Lieu de construction.	Length in feet and 10ths. Longueur en pieds et 10ths.	Breadth in feet and 10ths. Largeur en pieds et 10ths.	Depth in feet and 10ths. Profondeur en pieds et 10ths.	Registered Tonnage. Tonnage enregistré.	Owner or Managing Owner, and Address. Armateur ou propriétaire géant, et adresse.
126,585	Annie L. Spindler	Lunenburg	Schr—Glt	1910	Lunenburg, N.S.	108 4	25 8	10 8	35	Eldridge Spindler, M.O., Lunenburg, N.S.
61,535	Annie Louisa	Halifax	Schr—Glt	1876	Jordan River, N.S.	56 6	20 0	7 5	40	Oscar O. Dauphinee, M.O., Marriot's Cove, N.S.
117,134	Annie Mae	Yarmouth	Sloop	1901	Shelburne, N.S.	33 0	11 4	6 0	10	John A. Smith, M.O., Port La Tour, N.S.
112,021	Annie M.	Canso	Schr—Glt	1903	Queensport, N.S.	48 0	15 8	8 5	29	John O'Leary, Queensport, N.S.
107,766	Annie M.	Charlottetown	Schr—Glt	1902	Minnegash, P.E.I.	35 6	13 9	6 1	20	Henry Parry, Palmer Road, P.E.I.
100,960	Annie M.	Chatham, N.B.	Schr—Glt	1890	Shippigan, N.B.	36 2	12 3	4 8	11	W. S. Loggie Co., Ltd., Chatham, N.B.
107,069	Annie M.	St. John, N.B.	Sloop	1897	St. John, N.B.	42 2	14 3	4 0	18	Edward McInnigan, jr., St. John, N.B.
111,737	Annie M. W.	Lunenburg	Schr—Glt	1902	LaHave, N.S.	90 4	24 3	9 3	98	Edgerton Ritcey, M.O., Riverport, N.S.
59,172	Annie McNairn	Halifax	Schr—Glt	1863	Buctouche, N.B.	128 6	30 7	12 8	368	Cec. B. Franklyn, Halifax, N.S.
103,463	Annie May	Arichat	Schr—Glt	1899	River Bourgeoise, N.S.	39 4	13 4	4 9	11	Henry Le Lacheur, Martinique, N.S.
111,472	Annie May	Arichat	Schr—Glt	1900	Rockdale, N.S.	44 5	11 2	7 0	17	J. E. Jean and W. G. Jean, J.O., Arichat, N.S.
111,526	Annie May	Digby	Schr—Glt	1900	Port Lorne, N.S.	28 0	11 3	5 8	11	David Sabours, Port Lorne, N.S.
121,333	Annie May	Halifax	Schr—Glt	1900	Spry Bay, N.S.	48 5	14 3	7 6	24	John A. Gerrard, M. O., Spry Bay, N.S.
83,413	Annie Minnes	Port Hope	Schr—Glt	{ 1867 } { 1881 }	Portsmouth, Ont.	101 9	24 9	8 6	155	W. H. Braund, Port Hope, Ont.
100,512	Annie Pearl	Moncton	Schr—Glt	1892	Parrsboro, N.S.	56 2	17 8	6 4	40	J. W. Y. Smith, Moncton, N.B.

SESSIONAL PAPER No. 216

90,495	Annie S.	Halifax	Schr—Glt	1885	Ship Harbour, N.S.	49 3	37 6	7 0	34	David A. Bondro, Fort Felix, N.S.
121,890	Annie Smith	Yarmouth	Sloop	1906	Clyde, N.S.	34 0	12 0	6 0	13	E. P. Crowell, Port LaTour, N.S.
80,992	Annie W.	Guysboro'	Schr—Glt	1883	Wine Harbour, N.S.	37 5	11 0	4 4	10	Elijah Walters, Wine Harbour, N.S.
103,991	Annie & Lillie	St. Andrews	Sloop	1897	Grand Manan, N.B.	26 0	12 5	6 5	10	Joseph Hatt, Grand Manan, N.B.
90,655	Annina	Yarmouth	Schr—Glt	1886	Eel Brook, N.S.	40 4	13 0	4 3	12	Hilaire Bourque, Eel Brook, N.S.
75,631	Antelope	Toronto	Schr—Glt	1873	Port Dalhousie, Ont.	138 6	26 3	11 4	334	Point Anne Quarries, Ltd., Toronto, Ont.
55,014	Antiope	Victoria	Bk—Bq	1866	Port Glasgow, C.B.	242 3	38 4	23 7	1380	Peter J. R. Mathieson, Ladysmith, B.C.
38,498	Appoline	Arichat	Schr—Glt	1868	River Inhabitants, N.S.	51 8	18 9	8 1	40	C. D. Terrio, Arichat, N.S.
74,205	Arab	Montreal	Barge—Chd	1875	Montreal, Que.	122 9	26 9	7 5	204	D. Anderson, Montreal, Que.
124,378	Arab Boy	Halifax	Sloop	1907	Mahone Bay, N.S.	29 5	8 8	4 5	5	F. Gordon Zwicker, Halifax, N.S.
100,987	Arabi	Chatham, N.B.	Schr—Glt	1890	Shippigan, N.B.	31 6	13 1	4 8	12	P. Rive, Caraquet, N.B.
121,652	Arabia	Yarmouth	Sloop	1904	Tusket Wedge, N.S.	33 0	10 6	6 0	10	Eloi J. Leblanc, M.O., Tusket Wedge, N.S.
.....	Montreal	Barge—Chd	1865	Yanaska, Que.	76 3	20 9	5 5	61	Narcisse Foreier, St. Aimé, Que.
131,165	Araninta	Lunenburg	Schr—Glt	1912	Lunenburg, N.S.	106 8	26 3	10 4	95	Theophilus Creaser, M.O., Riverport, N.S.
130,818	Araucania	Lunenburg	Schr—Glt	1911	Mahone Bay, N.S.	103 0	25 5	10 5	92	Mahlon Rodenheizer, M.O., Lunenburg, N.S.
38,355	Arbutus	Arichat	Schr—Glt	1832	Essex, Mass., U.S.A.	61 0	19 9	7 0	44	Saml. Lavrance, Margaree, N.S.
121,943	Arcade	Sorel	Sloop	1907	Pierreville, Que.	109 0	23 2	7 7	140	Agapit Dancau, Notre-Dame de Pierreville, Que.
100,612	Arclla	Shelburne	Schr—Glt	1892	Sand Point, N.S.	27 6	12 0	5 6	10	eter M. Crowe, Shelburne, N.S.
96,739	Argeline	Chatham, N.B.	Schr—Glt	1890	Caraquet, N.B.	37 0	13 0	5 4	14	O. Gionet, Caraquet, N.B.
121,698	Argo	Yarmouth	Sloop	1904	Tusket Wedge, N.S.	32 0	11 0	6 0	10	Theophilus Jaquard, Comeau's Hill, N.S.
83,478	Argyle	St. Andrews	Schr—Glt	1880	Argyle, N.S.	37 1	12 5	5 2	10	James T. Hinds and Wm. F. Hinds, J.O., Letang, N.B.
111,762	Ariadne	Kingston	Schr—Glt	1901	Anluerst Island, Ont.	57 6	14 5	4 0	23	Lewis Orr, Simcoe Island, Ont.
103,647	Ariadne	Kingston	Schr—Glt	1891	Cape Vincent, N.Y., U.S.A.	56 3	18 3	4 5	16	J. McIntosh, South Marysburg, Ont.
112,102	Ariadne	St. John, N.B.	Schr—Glt	1902	Petite Riviere, N.S.	63 4	19 1	7 4	48	H. P. Robertson, St. John, N.B.
103,487	Ariadne	Victoria	Yawl—Yoie	1896	Esquimault, B.C.	46 8	15 2	7 0	23	Spencer A. Huson, Alert Bay, B.C.

ALPHABETICAL LIST of Canadian Registered Sailing Vessels on Registry Books, &c.—Continued.

LISTE ALPHABÉTIQUE des navires à voiles canadiens inscrits sur les registres, etc.—Suite.

Official Number. Numéro officiel.	Name of Ship. Nom du navire.	Port of Registry. Port d'enregistrement.	Rig. Gisement.	Build—Constructé en	Where Built. Lieu de construction.	Length in feet and 10ths. Longueur en pieds et 10 ^{es} .	Breadth in feet and 10ths. Largeur en pieds et 10 ^{es} .	Depth in feet and 10ths. Profondeur en pieds et 10 ^{es} .	Registered Tonnage. Tonnage enregistré.	Owner or Managing Owner, and Address. Armateur ou propriétaire gérant, et adresse.
107,078	Ariel	St. John, N.B.	Sloop	1894	Rothsey, N.B.	27 0	10 8	4 4	7	R. Matthews, St. John, N.B.
90,870	Arietis	Victoria	Schr—Glt	1887	Lumenburg, N.S.	77 6	23 5	8 8	86	Victoria Sealing Co., Ltd., Victoria, B.C.
88,313	Arinda	Quebec	Sloop	1885	St. Thomas, Que.	50 8	17 0	4 6	25	Hamilton Powder Co., Montreal, Que.
85,756	Aristile	Quebec	Schr—Glt	1883	Natashquan, Que.	40 8	15 2	6 1	19	Louis St. Hilaire, Baie St. Paul, Que.
112,314	Aritus	St. Andrews	Sloop	1902	Campo Bello, N.B.	34 5	13 0	7 8	16	Ralph Colson, Campo Bello, N.B.
83,307	Arizona	Liverpool	Schr—Glt	1883	Port Medway, N.S.	84 0	25 0	9 8	99	T. J. Boudrot, Arichat, N.S.
72,957	Ark	St. Catharines	Schr—Glt	1875	Port Dalhousie, Ont.	175 6	35 6	10 4	521	The Montreal Lighterage Co., Ltd., Montreal, Que.
100,587	Armand	Montreal	Barge—Chd	1892	Yamaska, Que.	131 6	27 9	11 2	257	The Canadian Forwarding & Export Co., Ltd., Montreal, Que.
107,489	Arminée	St. Andrews	Sloop	1894	Digby, N.S.	35 0	12 2	5 0	15	Judson L. Guptill, Grand Manan, N.B.
116,501	Arnold	Lumenburg	Schr—Glt	1904	Ira Have, N.S.	94 6	25 0	10 0	99	Geo. A. Buffett, et al., Grand Bank Nfld.
107,915	Arnold B.	St. Andrews	Sloop	1897	Church Point, N.S.	29 0	11 3	4 6	10	Henry H. Cheney, Grand Manan, N.B.
121,695	Arona S.	Yarmouth	Schr—Glt	1904	Pubnico, N.S.	34 0	11 4	6 0	10	L. C. Anuro, M. O., Pubnico, N.S.
103,205	Aroostook	Lumenburg	Schr—Glt	1880	Essex, Mass., U.S.A.	75 0	22 0	7 9	67	Benjamin Levaudine, West Arichat, N.S.
85,694	Arrow	Chatham, N.B.	Schr—Glt	1883	Bathurst, N.B.	41 4	13 2	5 0	14	William Daly, Bathurst, N.B.
121,946	Arthur	Sorel	Barge—Chd	1907	Sorel, Que.	1109 0	22 8	9 6	198	Noe Gervais, Yamaska, Que.

SESSIONAL PAPER No. 21b

111,927	Arthur	Toronto	Schr—Glt.	1873	Manitowoc, Wis., U.S.A.	148 0	26 2	11 3	327	James H. Peacock, <i>et al.</i> , Port Hope, Ont.
71,082	Arthur	Yarmouth	Schr—Glt.	1876	Meteghan, N.S.	47 5	16 7	5 7	22	Wesley Outhouse, Westport, N.S.
116,911	Arthur H. Wright	Lunenburg	Schr—Glt.	1901	Liverpool, N.S.	103 0	25 5	9 5	99	Wm. Duff, M.O., Lunenburg, N.S.
126,286	Arthur J. Parker	St. John, N.B.	Schr—Glt.	1909	Cumberland Bay, N.B.	81 5	27 3	7 6	119	Alfred West, Coles Island, N.B.
496,945	Arthur M.	St. John, N.B.	Schr—Glt.	1890 1912	St. Martins, N.S.	77 3	25 9	7 6	97	Aldreado McDonough, St. Martin's, N.B.
85,299	Arthur P.	Montreal	Barge—Chd.	1882	Sorel, Que.	116 5	21 3	8 7	182	Prosper Laplante, Laclaine, Que.
130,465	Artisan	Lunenburg	Schr—Glt.	1911	Shelburne, N.S.	110 0	26 0	10 5	98	Wm. Arenhurg, M.O., Lunenburg, N.S.
4130,889	Ashiganik	Victoria	Schr—Glt.	1904	Seattle, Wash., U.S.A.	27 6	11 0	5 3	7	Arcimbold J. Davidge, Victoria, B.C.
*94,886	Asia	Montreal	Schr—Glt.	1889	Pierreville, Que.	107 0	23 3	9 6	179	Dolphin Hamel, St. Thomas de Pierre-ville, Que.
126,283	Asp.	St. John, N.B.	Dredge—Drague	1906	Gagetown, N.B.	60 5	20 7	5 3	82	Jas. S. Gregory, St. John, N.B.
122,586	Aspinet	Yarmouth	Sloop	1909	Palinco, N.S.	37 0	14 8	6 4	14	Thomas W. McConiskey, M.O., Palinco, N.S.
126,587	Assurance	Lunenburg	Schr—Glt.	1910	LaHave, N.S.	97 5	25 8	10 5	99	Wm. C. Smith, M.O., Lunenburg, N.S.
107,436	Asthore	St. Andrews	Sloop	1899	Calais, Me., U.S.A.	15 8	6 3	1 6	1	W. B. Ganong, St. Stephen, N.E.
103,734	Athelia	Parrsboro	Schr—Glt.	1897	Moose River, N.S.	52 3	19 0	6 2	40	C. Henry Snydus, M.O., Parrsboro, N.S.
126,131	Abeljing	Halifax	Schr—Glt.	1908	Jeddore, N.S.	63 8	19 7	8 2	63	Andrew Fougere, River Bourgeois, N.S.
32,498	Athens	WindSOR, N.S.	Bent—Bkglt.	1888	Newport, N.S.	164 4	36 5	16 1	663	Thomas C. Thomson, Mobile, Ala., U.S.A.
121,865	Athlete	Shelburne	Sloop	1906	Shelburne, N.S.	38 0	13 0	5 7	13	John C. Cook, Grand Harbour, N.B.
103,495	Athlon	Lunenburg	Schr—Glt.	1895	LaHave, N.S.	87 5	23 6	9 4	99	James Burton, Fortune, Nfld.
106,107	Athol	Parrsboro	Schr—Glt.	1891	Advocate, N.S.	73 6	21 4	6 5	70	Charles T. White & Son, Ltd., East Apple River, N.S.
111,457	Atlantic	Quebec	Barge—Chd.	1879	Philadelphia, U.S.A.	153 6	28 2	9 6	271	Charles V. Keeling, Montreal, Que.
77,601	Atlas	Lunenburg	Schr—Glt.	1878	LaHave, N.S.	61 4	20 0	7 9	52	Simon Naas, Lunenburg, N.S.
107,828	Atlas	Victoria	Barge—Chd.	1882	Victoria, B.C.	115 5	23 0	9 2	176	Pacific Barge Co., Ltd., Victoria, B.C.
116,921	Atlan	Victoria	Barge—Chd.	1901	White Horse, Y.T.	58 0	18 0	4 0	34	The British Yukon Navigation Co., Ltd., Vancouver, B.C.
103,996	Au revoir	St. Andrews	Sloop	1897	West Isles, N.B.	35 0	13 8	5 0	15	Frederic S. Russell, Grand Manan, N.B.

‡Foreign name "Drift." *Formerly "Montedun." †Formerly "Abana." ‡Formerly "Wanderer," and a steamer.

ALPHABETICAL List of Canadian Registered Sailing Vessels on Registry Books, &c.—Continued.

LISTE ALPHABÉTIQUE des navires à voiles canadiens inscrits sur les registres, etc.—Suite.

Official Number. Numéro officiel.	Name of Ship. Nom du navire.	Port of Registry. Port d'enregistrement.	Rig. Gréement.	Built—Construct en	Where Built. Lieu de construction.	Length in feet and 10ths. Longueur en pieds et 10 ^{es} .	Breadth in feet and 10ths. Largeur en pieds et 10 ^{es} .	Depth in feet and 10ths. Profondeur en pieds et 10 ^{es} .	Registered Tonnage. Tonnage enregistré.	Owner or Managing Owner, and Address. Armateur ou propriétaire gérant, et adresse.
131,181	Auburn	Peterborough	Sloop—Chd.	1912	Peterborough, Ont.	110 0	27 4	7 1	190	The Minister of Railways and Canals, Ottawa, Ont.
121,685	Angusta	Yarmouth	Sloop	1904	Tusket Wedge, N.S.	34 0	11 0	6 0	11	Ambrose Vegé, Port Medway, N.S.
107,603	Angusta Evelyn	St. John, N.B.	Schr—Glt	1900	Belliveau's Cove, N. S.	53 0	17 5	7 0	31	Joseph Thurber, <i>et al.</i> , Weymouth, N.S.
100,360	Angusta	Quebec	Schr—Glt	1890	St. Thomas, Que.	67 5	21 4	5 6	49	Evan John Price, Quebec, Que.
96,919	Augustus	Kingston	Schr—Glt	1893	Garden Island, Ont.	177 5	39 6	15 0	802	The Montreal Transportation Co., Ltd., Montreal, Que.
97,131	Aurelia	Quebec	Schr—Glt	1886	Mille Vaches, Que.	38 8	14 8	4 6	14	J. L. Péquet, Bonne Esperance, La- broeur.
94,727	Aurelia	St. John, N.B.	Schr—Glt	1889	Hall's Harbour, N.S.	40 8	15 5	6 0	22	Halle Bigelow, Canning, N.S.
73,658	Aurdie	Quebec	Barge—Chd	1873	Yamaska, Que.	102 4	22 2	7 5	127	Alexander Laplante, Lachine, Que.
90,795	Aurora	Victoria	Schr—Glt	1888	Mayne Island, B.C.	66 7	18 4	6 4	41	Mrs. R. H. Sturtard, Vancouver, B.C.
94,980	Aurora	Yarmouth	Schr—Glt	1890	Pubnico, N.S.	81 1	22 2	7 6	86	Edward Boswell and Allan McLean, Grampand, P.E.I.
83,469	Austin P.	St. Andrews	Schr—Glt	1882	West Isles, N.B.	32 0	13 5	6 0	12	Chas. W. Stewart, West Isles, N.B.
94,791	Autumn Belle	Richibucto	Schr—Glt	1888	Richibucto, N.B.	37 2	13 4	5 0	15	John Robertson, Rexton, N.B.
107,903	Ava M.	St. Andrews	Sloop	1899	West Isles, N.B.	35 0	13 3	6 0	17	George A. Johnson, Grand Maun, N.B.
92,500	Avalon	Windsor, N. S.	Schr—Glt	1888	Advocate, N.S.	93 9	28 2	7 9	116	J. Willard Smith, St. John, N.B.
88,699	Avenue	St. John, N.B.	Schr—Glt	1883	Waterborough, N.B.	65 4	23 0	6 1	51	Wm. N. Durost, Cambridge, N.B.

SESSIONAL PAPER No. 21b

130,988	Aviator.....	Clatham, N.B.	Schr—Glt.....	1912	Caraqueb, N.B.....	37 0	14 3	6 0	17	Peter S. Lantaigne, Caraqueb, N.B.
103,745	Avis.....	Quebec.....	Schr—Glt.....	1896	La Have, N.S.....	85 9	24 3	9 4	100	Wm. Bonclard, M.O., St. Simcoon, Que.
111,504	Avis.....	St. John, N.B.....	Sloop.....	1895	Perth Amboy, Me., U.S.A.	31 0	8 3	2 9	4	John B. Cudlip, St. John, N.B.
103,127	Avis C. Tobey.....	St. Andrews.....	Sloop.....	1896	West Isles, N.B.....	35 0	12 4	4 8	13	H. H. Bancroft, Grand Manan, N.B.
116,824	Avis Pauline.....	Barrington.....	Sloop.....	1903	Clarke's Harbour, N.S.....	31 6	11 9	5 4	12	Peter Kenney, Clarke's Harbour, N.S.
100,578	Avon.....	Halifax.....	Schr—Glt.....	1893	La Have, N.S.....	37 9	20 1	7 9	49	John Driscoll, Conception Harbour, Nfld.
103,216	Avon.....	Ottawa.....	Scow—Chd.....	1890	Buckingham, Que.....	50 0	11 4	4 3	16	George Bothwell, Buckingham, Que.
116,996	B.....	Ottawa.....	Barge—Chd.....	1903	Barry's Bay, Ont.....	50 0	12 0	4 0	16	The Canada Corundum Co., Ltd., Toronto, Ont.
122,529	B. H.....	Vancouver.....	Scow—Chd.....	1907	Vancouver, B.C.....	73 9	30 0	8 0	158	Bermuda Steamship Co., Ltd., Vancouver, B.C.
107,928	B. No. 1.....	New Westminster.....	Scow—Chd.....	1900	New Westminster, B.C.....	73 0	28 0	6 0	123	The B. C. Mills, Timber & Trading Co., Vancouver, B.C.
111,601	B. No. B.....	New Westminster.....	Scow—Chd.....	1891	New Westminster, B.C.....	58 0	19 0	5 0	134	The B. C. Mills Timber & Trading Co., Vancouver, B.C.
100,463	B. C.....	Quebec.....	Schr—Glt.....	1891	St. Thomas, Que.....	37 4	12 6	5 0	15	E. Caron, Montagny, Que.
121,982	B. C. C. No. 3.....	Victoria.....	Barge—Chd.....	1905	Ladners, B.C.....	49 5	18 3	5 0	49	British Columbia Canning Co., Ltd., London, Eng.
121,983	B. C. C. No. 4.....	Victoria.....	Barge—Chd.....	1906	Ladners, B.C.....	45 5	16 2	5 0	33	British Columbia Canning Co., Ltd., London, Eng.
126,294	B. C. S. & G. Co. No. 1.....	Victoria.....	Barge—Chd.....	1908	Stidney, B.C.....	90 0	30 7	8 0	166	Producers' Rock & Gravel Co., Ltd., Victoria, B.C.
107,719	B. K. C. 1.....	Vancouver.....	Scow—Chd.....	1899	New Westminster, B.C.....	52 0	12 3	3 7	21	Geo. W. Dawson, Vancouver, B.C.
107,729	B. K. C. 2.....	Vancouver.....	Scow—Chd.....	1899	New Westminster, B.C.....	52 0	12 3	3 7	21	Geo. W. Dawson, Vancouver, B.C.
111,007	B. S. M. No. 7.....	New Westminster.....	Barge—Chd.....	1892	New Westminster, B.C.....	64 0	20 0	6 0	64	The Brunette Sawmill Co., Ltd., New Westminster, B.C.
100,517	B. and C.....	Digby.....	Sloop.....	1893	Deer Island, N.B.....	40 0	15 0	7 0	14	Charles M. Sullivan, Freeport, N.S.
126,059	B. B. Buckhout.....	Owen Sound.....	Barge—Chd.....	1873	East Saguaw, Mich., U.S.A.	155 0	28 8	10 0	311	Rixon Ainslie Suddart Co., Ltd., Owen Sound, Ont.
100,018	B. B. Hardwick.....	Annapolis Royal.....	Schr—Glt.....	1897	Glencentsport, N.S.....	96 5	28 2	9 0	124	Miss. Alice L. Potter, Glencentsport, N.S.
103,503	B. G. Andlerson.....	Lunenburg.....	Schr—Glt.....	1896	Lunenburg, N.S.....	85 2	23 6	9 3	95	Wm. Morrison, Bay St. George, Nfld.
103,858	B. & B. Holland.....	Halifax.....	Schr—Glt.....	1897	Duncan's Cove, N.S.....	52 8	14 4	7 2	26	John Stacey, Glacier Bay, N.S.
83,066	B. Donaldson.....	Ottawa.....	Barge—Chd.....	1881	Hull, Que.....	111 2	22 5	7 8	162	John O'Toole, Ottawa, Ont.

ALPHABETICAL LIST of Canadian Registered Sailing Vessels on Registry Books, &c.—Continued.

LISTE ALPHABÉTIQUE des navires à voiles canadiens inscrits sur les registres, etc.—Suite.

Official Number. Numéro officiel.	Name of Ship. Nom du navire.	Port of Registry. Port d'enregistrement.	Rig. Gréement.	Build—Constructé en	Where Built. Lieu de construction.	Length in feet and 10ths. Longeur en pieds et 10es.	Breadth in feet and 10ths. Largeur en pieds et 10es.	Depth in feet and 10ths. Profondeur en pieds et 10es.	Registered Tonnage. Tonnage enregistré.	Owner or Managing Owner, and Address. Armateur ou propriétaire gérant, et adresse.
130,480	B. Jax	Vancouver	Barge—Chd	1911	New Westminster, B.C.	95 0	32 0	9 0	249	Contli Tag & Barge Co., Ltd., Vancouver, B.C.
38,501	B. Vier & Co.	Aricliat	Schr—Glt	1893	L'Ardoise, N.S.	54 3	16 0	5 6	25	Thomas D. Morrison, Descoure, N.S.
126,471	Eabette	Halifax	Sloop	1909	Halifax, N.S.	31 0	8 4	4 0	5	Francis Hugh Bell, Halifax, N.S.
50,717	Babineau & Gaudry	Quebec	Schr—Glt	1894	Grondines, Que.	95 5	23 5	9 8	156	Hiram Ives, Windsor, Ont.
103,347	Balmoral	Montreal	Barge—Chd	1894	Montreal, Que.	104 4	23 2	8 7	179	J. Gagnon, St. Henri, Que.
107,752	Baltic	Charlottetown	Schr—Glt	1847	Essex, Mass., U.S.A.	75 2	19 6	8 1	64	Harry Bruhn, Sydney, N.S.
	Baltic	Montreal	Barge—Chd	1873	Rivière du Loup, Que.	103 0	20 8	6 5	130	E. Lapointe, St. Henri, Que.
116,760	Baltic	Toronto	Barge—Chd	1856	Philadelphia, Pa., U.S.A.	136 0	22 0	9 0	194	John Galbra and R. W. Panter, J.O., Harry Sound, Ont.
72,590	Bangalore	Kingston	Schr—Glt	1877	Kingston, Ont.	136 0	26 2	12 0	296	A. Rondeau, Lanoré, Que.
	Bangor	Montreal	Barge—Chd	1872	Pierreville, Que.	97 7	19 0	6 1	105	O. Paul Hus, Sorel, Que.
72,069	Barbara Fritchie	Aricliat	Schr—Glt	1866	Kennebunk, Me., U.S.A.	72 6	20 4	7 3	63	Jas. Byrne, St. Lawrence, Nfld.
107,267	Barge No. 1	Ottawa	Barge—Chd	1898	Hull, Que.	50 4	31 9	4 9	48	H. F. Cumming and J. B. McMillan, J.O., Cornwall, Ont.
107,268	Barge No. 2	Ottawa	Barge—Chd	1898	Hull, Que.	81 0	28 0	5 0	60	Wm. Lawlor, Hawkesbury, Ont.
107,269	Barge No. 3	Ottawa	Barge—Chd	1898	Hull, Que.	81 0	20 1	5 0	54	Wm. Lawlor, Hawkesbury, Ont.

SESSIONAL PAPER No. 21b

107,270	Barge No. 4.	Ottawa.	Barge—Chd	1898	Hull, Que.	81 0	29 7	5 0	54	Contractors' Supply Co., Ltd., Ottawa Ont.
74,381	Bank Swallow.	Toronto	Schr—Glt	1872	Port Credit, Ont.	42 4	11 5	4 0	14	J. H. Hill, M.O., Port Credit, Ont.
98,301	Baroda.	Victoria	Ship	1891	Dunbarton, G.B.	237 5	36 2	21 5	1353	James Dunsmuir, Victoria, B.C.
130,426	Barracouta.	St. Andrews, N.B.	Sloop		U.S.A.	32 2	10 5	4 3	9	William Hoie, Montreal, Que.
94,621	Barrington	Ottawa.	Lt—Ship	1887	Shelburne, N.S.	75 0	22 4	9 8	81	The Minister of Marine and Fisheries, Ottawa, Ont.
100,091	Bartholdi.	Annapolis Royal	Schr—Glt	1891	Granville, N.S.	126 0	30 0	12 2	299	T. C. Thomson, Mobile, Ala., U.S.A.
111,900	Basile	Weymouth.	Schr—Glt	1906	Belliveau's Cove, N.S.	45 0	27 8	10 0	158	E. W. Jones, Boston, Mass., U.S.A.
*112,383	Basutoland.	Liverpool	Schr—Glt	{ 1870 1903 }	{ Bath, Me., U.S.A. Liverpool, N.S. }	{ 116 9 51 0 }	{ 29 0 16 2 }	{ 8 4 6 5 }	{ 190 32 }	{ Reynolds Harrington, et al., Sydney, N.S. Wm. Trahan, Belliveau's Cove, N.S.
97,188	Bay Queen.	Digby	Schr—Glt	1891	Mount Denison, N.S.	51 0	16 2	6 5	197	The Maritime Dredge & Construction Co., Ltd., St. John, N.B.
1126,711	Beacon Bar	St. John, N.B.	Dredge—Drague		U.S.A.	77 6	30 3	6 0	11	Geo. Hendsbee, Half Island Cove, N.S.
122,185	Beatrice.	Aricbat.	Schr—Glt	1898	Queensport, N.S.	38 0	10 2	6 1	12	Frank A. Swin, Clark's Harbour, N.S.
116,828	Beatrice.	Barrington	Sloop	1903	Clarke's Harbour, N.S.	32 6	12 0	6 1	8	James Taylor, New Glasgow, N.S.
97,077	Beatrice.	Charlottetown	Schr—Glt	1893	Souris, P. E. I.	32 8	11 1	5 3	51	Patrick McCarthy, Souris, P. E. I.
117,185	Beatrice.	Charlottetown	Schr—Glt	1905	Elm Tree, N.B.	65 0	19 0	7 5	79	Alfred Manley, Halifax, N.S.
85,343	Beatrice.	Chatham, N.B.	Schr—Glt	1883	Lunenburg, N.S.	74 4	25 6	8 4	19	Henry Benson, Grand Manan, N.B.
116,672	Beatrice.	St. Andrews	Sloop	1897	West Isles, N.B.	36 6	13 8	6 0	18	Mrs. Julia Donovan, Pugonish, N.S.
126,028	Beatrice Donovan.	Sydney, N.S.	Schr—Glt	1909	Ingonish, N.S.	39 0	12 5	6 2	81	Charles Anderson, Clark's Harbour, N.S.
107,136	Beatrice L. Corkum.	Halifax.	Schr—Glt	1899	Lunenburg, N.S.	91 8	21 5	9 5	99	Wm. C. Smith, et al., Lunenburg, N.S.
116,498	Beatrice S. Mael.	Lunenburg	Schr—Glt	1903	Lunenburg, N.S.	92 4	24 8	10 0	75	J. A. Bonin, Lamoraie, Que.
74,239	Beau Rosier	Montreal.	Sloop	1875	St. Thomas, Que.	89 0	21 0	5 6	334	The Minister of Public Works, Ottawa, Ont.
66,075	Beauport.	Montreal.	Barge—Chd	1873	Point Lévis, Que.	145 6	29 3	9 9	28	A. Loggie, M.O., Chatham, N.B.
33,654	Beaver.	Chatham, N.B.	Sloop	1878	Paspébiac, Que.	45 0	15 4	6 6	192	S. F. Hatfield (ship's husband), St. John, N.B.
100,056	Beaver.	St. John, N.B.	Schr—Glt	1890	Perry's Point, N.B.	117 8	28 0	9 2	514	The Beaver Dredging Co., Ltd., St. John, N.B.
130,634	Beaver.	St. John	Dredge—Drague		U.S.A.	104 8	40 6	10 0		

* Formerly "Samuel C. Hart." † Foreign name "Saugus."

ALPHABETICAL List of Canadian Registered Sailing Vessels on Registry Books, &c.—Continued.

LISTE ALPHABÉTIQUE des navires à voiles canadiens inscrits sur les registres, etc.—Suite.

Official Number. Numéro officiel.	Name of Ship. Nom du navire.	Port of Registry. Port d'enregistrement.	Rig. Gréement.	Built— Constructé en	Where Built. Lieu de construction.	Length in feet and 10ths. Longueur en pieds et 10es.	Breadth in feet and 10ths. Largeur en pieds et 10es.	Depth in feet and 10ths. Profondeur en pieds et 10es.	Registered Tonnage. Tonnage enregistré.	Owner or Managing Owner, and Address. Armateur ou propriétaire gérant, et adresse.
112,160	Beaver II.	Chatham, N.B.	Schr—Glt	1903	Shelburne, N.S.	58 0	21 8	6 5	5	3 Robert Loggie, M.O., Loggieville, N.B.
111,943	Beaver No. 3.	New Westminster.	Barge—Chd	1909	Blaine, Wash., U.S.A.	55 0	13 0	3 6	22	National Packing Co., Vancouver, B.C.
104,983	Bee	Chatham, N.B.	Schr—Glt	1888	Caraquet, N.B.	35 6	12 0	5 6	11	C. Robin, Collas & Co., Ltd., Halifax, N.S.
	Bee	Montreal	Barge—Chd	1858	Montreal, Que.	93 8	18 1	5 1	82	Amb. Bertrand, Vaudreuil, Que.
107,892	Bel	Montreal	Sloop	1900	Yamaska, Que.	90 7	21 6	6 1	87	Jos. Myette, Ste. Anne de Sorel, Que.
*72,986	Beaknap	Wallaceburg	Barge—Chd	1874	Port Huron, Mich., U.S.A.	81 5	19 0	4 3	46	John Cooper, Chatham, Ont.
88,569	Bella	Montreal	Barge—Chd	1870	Garden Island, Ont.	166 0	26 5	11 9	434	Montreal Transportation Co., Ltd., Montreal, Que.
122,109	Bella	Yarmouth	Sloop	1906	Tusket Wedge, N.S.	36 0	13 0	7 0	18	Ulysse J. Amiro, Pubnico, N.S.
*103,631	Bella Ritchie	Ottawa	Barge—Chd	1895	Quyon, Que.	87 7	15 9	6 4	27	P. G. Cavanagh, Perth, Ont.
116,303	Bella Rose	Charlottetown	Schr—Glt	1905	Bayfield, P.E.I.	41 6	13 6	5 8	21	John McLean, Souris East, P.E.I.
74,141	Belle	Charlottetown	Schr—Glt	1876	Lower Dublin, N.S.	52 0	17 3	7 0	31	Jacob Trenholm, Port Elgin, N.B.
116,960	Belle Hanscom	Sarnia	Barge—Chd	1874	Toledo, O., U.S.A.	129 5	24 6	10 5	299	The Reid Wrecking Co., Ltd., Sarnia, Ont.
61,409	Belmont	Chatham, N.B.	Schr—Glt	1871	Caraquet, N.B.	38 5	13 7	5 4	13	P. Callichan, Caraquet, N.B.

* Formerly a steamer.

SESSIONAL PAPER - No. 21b

83,050	Balmont	Shelburne	Schr—Glb	1882	Shelburne, N.S.	63 0	20 5	7 9	54	Jon. McGill, Shelburne, N.S.
98,630	Belmont	Yarmouth	Bk—Bq	1891	Port Glasgow, G.B.	236 4	38 1	21 8	1415	The Belmont-Shipping Co., Ltd., Yarmouth, N.S.
103,072	Ben Hur	Chatham, N.B.	Schr—Glb	1892	Tracadie, N.B.	34 0	12 2	5 2	11	Adolf LaChere and John LaChere, Caraquet, N.B.
117,192	Ben Leonard	Kemora	Barge—Chd	1897	Keewatin, Ont.	50 0	20 5	4 4	45	H. J. Davis, Kemora, Ont.
96,787	Benevia Bay	Halifax	Schr—Glb	1889	Straits of Canso, N.S.	34 2	10 8	6 6	11	Michael Crispo, Harbour au Bouche, N.S.
107,566	Benefit	Parrsboro'	Schr—Glb	1900	Port Greenville, N.S.	116 8	28 9	10 2	229	Alfred Potter, M.O., Canning, N.S.
126,830	Benevolence	Lamouche	Schr—Glb	1911	Liverpool, N.S.	110 6	26 1	12 1	99	Forman Creaser, M.O., LaHave, N.S.
130,468	Benjamin C. Smith	Lamouche	Schr—Glb	1911	LaHave, N.S.	165 8	26 6	10 2	100	Benjamin Smith, M.O., Lunenburg, N.S.
88,300	Bernadette	Quebec	Schr—Glb	1883	Bay St. Paul, Que.	43 8	16 5	6 5	28	Mrs. Lucy Baily, Baie-St. Paul, Que.
107,257	Bernadette	Quebec	Sloop	1898	Isle aux Grues, Que.	35 0	13 8	4 4	13	Jos. LaChance, Isle aux Grues, Que.
122,102	Bernice N.	Yarmouth	Sloop	1905	Shelburne, N.S.	30 0	11 0	6 0	10	John C. Nickerson, M.O., Woods Harbour, N.S.
77,780	Bertha	Port Medway	Schr—Glb	1881	Port Medway, N.S.	51 5	18 9	7 4	42	Raymond H. Corkum, Chester, N.S.
97,028	Bertha	Yarmouth	Schr—Glb	1880	Port Maitland, N.S.	33 0	11 3	4 6	10	Alex. Shaw, Yarmouth, N.S.
122,453	Bertha A.	Yarmouth	Sloop	1907	Clyde, N.S.	34 0	11 0	6 0	12	Thomas Ross, Port LaFour, N.S.
100,253	Bertha Belle	Halifax	Schr—Glb	1891	Moser's River, N.S.	52 2	17 2	6 6	32	J. F. Guite, Maria, Que.
73,909	Bertha E.	Halifax	Schr—Glb	1877	Liverpool, N.S.	44 4	16 3	6 6	21	W. H. Duggell, White Point, N.S.
90,900	Bertha Kelley	Yarmouth	Sloop	1886	Tusket Wedge, N.S.	34 0	13 3	5 1	12	Benj. Davis, Yarmouth, N.S.
122,127	Bertha M.	Halifax	Schr—Glb	1907	Chester, N.S.	45 0	12 4	5 4	11	J. Foster Road, Halifax, N.S.
100,457	Bertha M.	Moncton	Schr—Glb	1910	Shenogue, N.B.	43 0	13 3	4 1	13	Robert Wells, Anderson, N.B.
88,251	Bertha Mand.	St. John, N.B.	Schr—Glb	1883	Waterborough, N.B.	71 6	26 3	6 8	82	St. John Sulphite Pulp Co., Ltd., Leveson, G.B.
107,911	Bertha	St. Andrews	Sloop	1894	Digby, N.S.	34 0	14 8	5 0	13	Anderson L. Gupta, jr., Grand Manan, N.B.
107,051	Bertha C.	Parrington	Sloop	1897	Eel Brook, N.S.	43 0	15 3	1 8	13	Fred. Ellis, Lepreau, N.B.
100,111	Bessie	Digby	Schr—Glb	1891	Port Greenville, N.S.	46 4	16 3	5 9	24	S. Oliver and R. Hayes, Port George, N.S.
100,545	Bessie	Digby	Schr—Glb	1896	Plympton, N.S.	78 8	24 0	8 2	88	Wm. M. Warner, Plympton, N.S.
100,378	Bessie	Sydney	Schr—Glb	1891	Latide Bras (O.), N.S.	44 8	16 5	6 2	20	James Warburton, Glace Bay, N.S.

ALPHABETICAL LIST of Canadian Registered Sailing Vessels on Registry Books, &c.—*Continued.*LISTE ALPHABÉTIQUE des navires à voiles canadiens inscrits sur les registres, etc.—*Suite.*

Official Number. Numéro officiel.	Name of Ship. Nom du navire.	Port of Registry. Port d'ensemistrement.	Rig. Gréement	Build—Constructé en	Where built. Lieu de construction.	Length in feet and 10ths. Longueur en pieds et 10 ^{es} .	Breadth in feet and 10ths. Largeur en pieds et 10 ^{es} .	Depth in feet and 10ths. Profondeur en pieds et 10 ^{es} .	Registered Tonnage. Tonnage enregistré.	Owner or Managing Owner, and Address. Armateur ou propriétaire gérant, et adresse.
130,679	Bessie A. P.	Lunenburg	Schr—Glt	1910	Blandford, N.S.	40 4	10 5	5 3	11	Mannel Publicover, Blandford, N.S.
94,662	Bessie Florence	Halifax	Schr—Glt	1888	Malbone Bay, N.S.	33 6	12 3	5 5	12	James Howard, Terence Bay, N.S.
88,267	Bessie May	Halifax	Schr—Glt	1883	Carlton, N.B.	50 0	16 4	5 8	23	Laurence Williams, Musquodoboit Harbour, N.S.
96,981	Bessie S. Keefer	Charlottetown	Schr—Glt	1890	Murray Harbour, P.E.I.	68 5	23 2	8 5	79	Wm. J. and Jas. G. Johnston, Peters Road, P.E.I.
96,725	Bessie T.	Chatham, N.B.	Schr—Glt	1889	Tracadie, N.B.	31 6	12 3	4 5	10	Donald Loggie, Church Point, N.B.
122,089	Bessie Willow	Charlottetown	Schr—Glt	1907	Point Prim, P.E.I.	39 6	12 2	5 4	17	Samuel McLeod, Point Prim, P.E.I.
111,559	Beta	St. Andrews	Sloop	1896	West Isles, N.B.	37 0	12 4	5 5	15	F. S. McLaughlin, Grand Manan, N.B.
73,985	Bethleen	Quebec	Barge—Chd	{ 1874 1904	{ St. Jean Deschaillons, Que Leclercville, Que	{ 97 4	{ 25 3	{ 7 6	120	Arsene Massicotte, Deschaillons, Que.
100,372	Betsy Jane	Sydney	Schr—Glt	1891	Bras d'Or, N.S.	32 9	13 2	5 0	11	James and Charles Moore, J.O., Mill Creek, N.S.
85,730	Beulah	Lunenburg	Schr—Glt	1883	Summerside, P.E.I.	81 3	23 6	9 2	97	Samuel H. Pyle, Boylston, N.S.
94,742	Beulah	St. John, N.B.	Schr—Glt	1888	Canning, N.S.	76 4	26 2	6 9	81	Arthur Pritchard, St. Martin's, N.B.
94,722	Bianca	Windsor, N.S.	Schr—Glt	1888	Newport, N.S.	94 6	28 6	10 6	180	Geo. B. Lockhart, New York, U.S.A.
100,975	Big Bear	Chatham, N.B.	Schr—Glt	1888	Caraquet, N.B.	34 0	12 1	4 4	10	Mrs. Sarah Young and F. T. B. Young, J.O., Caraquet, N.B.
121,971	Big Salmon	Victoria	Barge—Chd	1906	White Horse, Y.T.	106 4	34 5	5 7	161	The British Yukon Navigation Co., Ltd., Vancouver, B.C.

SESSIONAL PAPER No. 21b

83,210	Yellow.	St. Andrews	Schr—Glt	1881	Cornwallis, N.S.	62 0	18 8	8 0	54	Hugh McKay, St. Stephen, N.B.
72,578	Bismarek	Montreal	Schr—Glt	1871	Port Dalhousie, Ont.	131 7	27 0	11 5	302	Alphonse Desrosiere, Lanoraie, Que.
103,899	Bismarek	New Westminster	Schr—Glt	1897	New Westminster, B.C.	31 0	11 5	4 4	12	M. Kubieftch, Nanaimo, B.C.
107,938	Bl. No. 3.	New Westminster	Barge—Chd	1900	New Westminster, B.C.	43 0	13 0	3 5	20	G. W. Dawson, Steveston, B.C.
107,939	Bl. No. 4.	New Westminster	Barge—Chd	1900	New Westminster, B.C.	43 0	13 0	3 5	20	G. W. Dawson, Steveston, B.C.
103,293	Black Prince	New Westminster	Barge—Chd	1892	Scuttle, Wash., U.S.A.	128 0	29 0	7 0	203	A. Ewen, New Westminster, B.C.
71,310	Black Watch	Charlottetown	Schr—Glt	1884	Roxton, N.B.	45 8	15 3	6 0	23	John McLean, Souris, P.E.I.
111,734	Blake	Lunenburg	Schr—Glt	1902	Shelburne, N.S.	81 0	24 0	9 6	99	J. N. Rufus, et al., Conquerall Park, N.S.
100,299	Blanchard	Chatham, N.B.	Schr—Glt	1892	Caracquet, N.B.	34 2	12 2	5 0	12	Robin, Jones & Whitman, Ltd., Halifax, N.S.
116,474	Blanchard	Chatham, N.B.	Schr—Glt	1900	Caracquet, N.B.	34 3	12 7	4 6	12	Michael John, Caracquet, N.B.
112,016	Blanche	Canso	Schr—Glt	1901	Canso, N.S.	35 6	11 3	6 9	13	Simon Williams, Canso, N.S.
116,855	Blanche	Lunenburg	Schr—Glt	1905	Sable River, N.S.	37 1	13 5	4 9	12	John Spindler, M.O., Lower Rose Bay, N.S.
121,806	Blanche	Yarmouth	Sloop	1904	Clyde, N.S.	31 0	11 4	6 0	10	J. E. Nickerson, Woods Harbour, N.S.
97,122	Blanche Alne	Quebec	Schr—Glt	1890	Ste. Anne, Que.	78 2	22 8	8 3	87	Joseph Simard, M.O., St. Anne de Monts, Que.
88,551	Blanche M. Thoburn	Thor-Charlottetown	Schr—Glt	1884	Shelburne, N.S.	83 9	23 3	9 0	70	Samuel Bowbridge, Murray Harbour, P.E.I., and Alfred Pickard, Charlottetown, P.E.I.
103,589	Blenheim	Chatham, N.B.	Schr—Glt	1896	Caracquet, N.B.	37 7	13 3	5 0	13	Robin, Jones & Whitman, Ltd., Halifax, N.S.
75,599	Blue Jay	Digby	Schr—Glt	1877	Clare, N.S.	39 1	14 2	5 7	14	Amie E. Stevens, Grand Manan, N.B.
100,909	Buenose	Chatham, N.B.	Schr—Glt	1889	Caracquet, N.B.	36 0	12 6	4 5	11	J. Sowell, Caracquet, N.B.
107,073	Buenose	St. John, N.B.	Sloop	1891	St. John, N.B.	23 2	8 0	2 3	2	George E. Holder, St. John, N.B.
112,002	Buenose	Windsor, N.S.	Schr—Glt	1903	Falmouth, N.S.	101 6	27 0	10 4	166	G. I. MacNamara, et al., Parrsboro', N.S.
*92,747	Bobs	Dorechester	Schr—Glt	1894	Sackville, N.B.	77 8	26 4	7 4	97	Herbert Hides, Clementsport, N.S.
122,573	Bohemia	St. Andrews	Sloop	1907	Tusket Wedge, N.S.	31 0	12 8	6 8	10	T. M. Dakin and M. Uquhart, Grand Manan, N.B.
130,657	Boina	Chatham, N.B.	Schr—Glt	1912	Caracquet, N.B.	38 0	14 5	6 5	20	Robin, Jones & Whitman, Ltd., Halifax, N.S.
122,222	Bolivia	Montreal	Barge—Chd	1874	Oswego, N.Y., U.S.A.	140 0	26 4	12 7	310	Aristide Mondor and Joseph Bonin, Lanoraie, Que., J.O.

* Formerly "Sackville Packet."

ALPHABETICAL LIST of Canadian Registered Sailing Vessels on Registry Books, &c.—Continued.

LISTE ALPHABÉTIQUE des navires à voiles canadiens inscrits sur les registres, etc.—Suite.

Official Number. Numéro officiel.	Name of Ship. Nom du navire	Port of Registry. Port d'enregistrement.	Rig. Équipement.	Built—Constructé en	Where Built. Lieu de construction.	Length in feet and 10ths. Longueur en pieds et 10 ^{es} .	Breadth in feet and 10ths. Largeur en pieds et 10 ^{es} .	Depth in feet and 10ths. Profondeur en pieds et 10 ^{es} .	Registered tonnage. Tonnage enregistré.	Owner or Managing Owner, and Address. Armateur ou propriétaire gérant, et adresse.
94,782	Bona Fides.....	Charlottetown.....	Schr—Glt.....	1889	Lunenburg, N.S.....	76 6	23 6	8 7	78	D. White and Isaac Gallant, Sydney, N.S.
122,250	Bonita.....	St. Andrews.....	Sloop.....	1902	West Isles, N.B.....	30 0	13 0	6 6	15	John and Benjamin Carter, Seeley's Cove, N.B.
126,106	Bonnie B.....	Lunenburg.....	Schr—Glt.....	1908	Tanook, N.S.....	48 4	13 0	6 5	19	Frank B. Martin, M.O., Ketch Har- bour, N.S.
115,503	Bonnie Jean.....	St. John, N.B.....	Sloop.....	1900	St. John, N.B.....	37 7	13 3	5 5	12	Frank Ingersoll, Grand Manan, N.B.
75,802	Bonnie Kate.....	Halifax.....	Schr—Glt.....	1877	Sheet Harbour, N.S.....	57 8	19 0	7 7	56	Mrs. B. Munroe, Boularderie, N.S.
88,606	Bonnie Kate.....	Sydney.....	Schr—Glt.....	1884	Little Bras d'Or, N.S.....	41 0	14 4	5 7	14	Robert Moore, North Sydney, N.S.
94,647	Bonus.....	Halifax.....	Schr—Glt.....	1888	Conquerall, N.S.....	73 5	23 0	8 7	86	Wm. Vincent, Bay St. George, Nfld.
103,862	Boojum.....	Halifax.....	Sloop.....	1897	Dartmouth, N.S.....	23 6	6 6	4 0	2	H. V. Kent, Halifax, N.S.
97,159	Borealis.....	Victoria.....	Schr—Glt.....	1891	Victoria, B.C.....	71 5	21 4	7 8	47	Atlin Fisheries, Ltd., Victoria, B.C.
75,561	Boreas.....	Lunenburg.....	Schr—Glt.....	1876	La Have, N.S.....	55 5	19 0	7 6	41	Percy White, M.O., Murray Harbour, P. E. I.
103,091	Bosphore.....	Montreal.....	Sloop.....	1890	Pierreville, Que.....	109 9	22 9	7 4	137	Noe Gervais, St. Michel d'Yamaska, Que.
107,888	Boutou.....	Montreal.....	Sloop.....	1900	Laclaine, Que.....	41 9	14 4	4 0	18	F. Tremblay, Montreal, Que.
103,110	Bout de Lile.....	Montreal.....	Horse ferry.....	1887	Bout de l'Isle, Que.....	63 6	26 3	2 8	10	Sam. Beaudry, Pointe aux Trembles, Que.
† 103,746	Bras d'Or.....	Amherst, N.S.....	Sloop.....	1895	Lunenburg, N.S.....	26 8	8 8	4 2	4	Aubrey G. Robb, Amherst, N.S.

† Formerly "Onyx."

SESSIONAL PAPER No. 21b

103,497	Bravo.....	Lunenburg.....	Schr—Glt.....	1885	Lunenburg, N.S.....	99 7	25 5	10 0	147	T. H. Giffin, M.O., Goldboro', N.S.
126,927	Breton.....	Quebec.....	Schr—Glt.....	1906	Lothimière, Que.....	68 8	22 5	5 8	47	Zénon Castonguay, Rivière Blanch, Que.
130,368	Bridget Dumphy.....	Sydney, N.S.....	Schr—Glt.....	1911	South Ingouish.....	39 0	12 0	6 0	11	John W. Dunphy, South Ingouish, N.S.
163,954	Brighton.....	Montreal.....	Schr—Glt.....	1897	Kingston, Ont.....	179 6	31 7	11 4	607	Montreal Transportation Co., Ltd., Montreal, Que.
86,547	Brilliant.....	Charlottetown.....	Schr—Glt.....	1882	La Have, N.S.....	73 0	21 8	9 3	76	Garrett Hubley, Southport, P.E.I.
42,210	Brisk.....	Liverpool.....	Schr—Glt.....	1850	Ragged Island, N.S.....	41 6	11 0	6 6	18	Nathan Gardner, Brooklyn, N.S.
78,988	Bristol.....	Windsor, N.S.....	Bk—Bq.....	1878	Hantsport, N.S.....	196 9	39 7	23 6	136	Gypsum Packet Co., Ltd., Windsor, N.S.
116,857	Britannia.....	Charlottetown.....	Schr—Glt.....	1905	Shelburne, N.S.....	64 4	18 8	7 2	48	Samuel Piercy, Grand Bank's, Nfld.
163,780	Britannia.....	Chatham, N.B.....	Schr—Glt.....	1897	Caraquet, N.B.....	38 4	13 0	5 0	13	W. S. Loggie Co., Ltd., Chatham, N.B.
103,128	Britannia.....	St. Andrews.....	Sloop.....	1896	Grand Manan, N.B.....	40 0	15 0	6 0	22	G. B. Gossaboun, et al., Digby, N.S.
122,520	Britannia.....	Vancouver.....	Sloop.....	1905	Nanaimo, B.C.....	31 8	8 9	2 6	7	L. C. Wainwright, Vancouver, B.C.
163,780	Britannic.....	Chatham, N.B.....	Schr—Glt.....	1892	Caraquet, N.B.....	57 1	12 6	5 0	12	W. S. Loggie Co., Ltd., Chatham, N.B.
80,577	British Lion.....	Windsor, Ont.....	Schr—Glt.....	1883	Pike Creek, Ont.....	81 6	22 6	5 5	80	James Moss, Dumville, Ont.
167,079	British Queen.....	St. John, N.B.....	Sloop.....	1887	St. John, N.B.....	27 0	8 7	2 8	4	Charles Kain, St. John, N.B.
41,775	British Tar.....	Halifax.....	Schr—Glt.....	1853	La Have, N.S.....	57 6	18 3	7 5	41	J. W. Baker, Jeddore, N.S.
81,391	British Yeoman.....	Victoria.....	Bk—Bq.....	1880	Woolston, G.B.....	269 2	39 8	24 2	182	Ship British Yeoman Co., Ltd., Victoria, B.C.
* 92,613	Briton (The).....	Rowanville.....	Schr—Glt.....	1872	South Marysburg, Ont.....	106 0	23 8	8 7	146	Charles E. Britton, Gananoque, Ont.
167,784	Britannia.....	Ottawa.....	Horse ferry.....	1899	Arnprior, Ont.....	54 0	22 0	3 6	11	John McAra, Bristol, Que.
163,186	Britannia.....	Shelburne.....	Schr—Glt.....	1896	Green Harbour, N.S.....	35 5	11 5	4 7	11	Ross Enslow, Green Harbour, N.S.
85,297	Brocleur Demers.....	Montreal.....	Sloop.....	1882	Sorel, Que.....	106 1	22 8	7 7	142	D. Leroux, Vaudeuil, Que.
111,697	Brooklyn.....	Liverpool.....	Schr—Glt.....	1901	Brooklyn, N.S.....	116 2	30 4	11 8	217	C. E. Whidden, Antigonish, N.S.
133,462	Brookside W.....	Halifax.....	Schr—Glt.....	1912	Clam Bay, N.S.....	35 9	10 6	5 0	11	Walter Webber, Clam Bay, N.S.
74,113	Brothers.....	Goderich.....	Schr—Glt.....	1874	Ashfield, Ont.....	41 8	13 8	4 8	14	Jas. Thorburn, Kincardine, Ont.
126,130	Bruiser.....	Halifax.....	Dredge—Drague.....		U.S.A.....	100 0	39 6	8 7	508	General Construction & Dredging Co., Ltd., Toronto, Ont.

* Formerly "S. & J. Collier."

ALPHABETICAL LIST of Canadian Registered Sailing Vessels on Registry Books, &c.—Continued.

LISTE ALPHABÉTIQUE des navires à voiles canadiens inscrits sur les registres, etc.—Suite.

Official Number. Numéro officiel.	Name of Ship. Nom du navire.	Port of Registry. Port d'enregistrement.	Rig. Gréement.	Built—Constructé en	Where Built. Lieu de construction.	Length in feet and 10ths. Longueur en pieds et 10es.	Breadth in feet and 10ths. Largeur en pieds et 10es.	Depth in feet and 10ths. Profondeur en pieds et 10es.	Registered tonnage. Tonnage enregistré.	Owner or Managing Owner, and Address. Armateur ou propriétaire gérant, et adresse.
126,140	Bruiser No. 1	Halifax	Scow—Chd.	1905	U.S.A.	105 0	31 0	11 0	308	General Construction & Dredging Co., Ltd., Toronto, Ont.
126,371	Bruiser No. 2	Halifax	Scow—Chd.	1905	U.S.A.	105 0	31 0	11 0	308	General Construction & Dredging Co., Ltd., Toronto, Ont.
126,372	Bruiser No. 3	Halifax	Scow—Chd.	1908	Dartmouth, N.S.	44 0	11 6	5 3	14	General Construction & Dredging Co., Ltd., Toronto, Ont.
107,612	Brunette	Ottawa	Barge—Chd.	1899	Hull, Que.	108 0	24 0	8 0	163	The Ottawa Transportation Co., Ltd., Ottawa, Ont.
103,228	Buckingham	Ottawa	Barge—Chd.	1893	Buckingham, Que.	74 0	18 7	4 0	43	Frank Ross, Quebec, Que.
100,092	Bud	St. John, N.B.	Schr—Glt	1892	Greenwich, N.B.	51 9	17 7	4 4	35	Chas. Kennedy, St. John, N.B.
80,795	Buda	Digby	Schr—Glt	1882	Meteghan River, N.S.	42 0	15 0	5 6	20	Connors Brothers, Ltd., Black's Harbour, N.B.
122,288	Buema	Shelburne	Schr—Glt	1908	Lunenburg, N.S.	54 9	16 4	7 6	36	Herbert P. Swin, M.O., Lockeport, N.S.
85,425	Buffalo	St. Catharines	Scow—Chd.	1865	Port Robinson, Ont.	104 0	25 0	4 5	88	Abraham H. Bradley, Dunnville, Ont.
116,450	Burleigh	Halifax	Schr—Glt	1904	Shelburne, N.S.	101 0	25 6	10 8	130	The Minister of the Naval Service, Ottawa, Ont.
111,765	Burma	Kingston	Schr—Glt	1901	Garden Island, Ont.	183 6	39 5	15 0	885	The Calvin Co., Ltd., Garden Island, Ont.
126,393	Burnett C	Lunenburg	Schr—Glt	1909	LaHave, N.S.	94 6	26 3	10 4	105	Albert V. Conrad, M.O., La Have, N.S.
111,897	Barque Brothers	Weymouth	Sloop	1905	Church Point, N.S.	33 0	12 2	5 1	10	B. M. LeBlanc, et al., Meteghan, N.S.

SESSIONAL PAPER No. 21b

122,384	Bute No. 1.	Victoria.	1905	Vancouver, B.C.	66 0	24 5	6 3	87	Albert Berquist, Sidney, B.C.
85,293	Batte de St. Anne.	Montreal.	1881	St. Thomas, Que.	87 2	22 5	6 0	79	J. Millette and D. Millette, Sorel Que.
116,997	C.	Ottawa.	1903	Barry's Bay, Ont.	80 0	12 0	4 0	31	The Canada Cornudum Co., Ltd., Toronto, Ont.
100,176	C. A.	Montreal.	1887	Gentilly, Que.	78 4	21 4	4 3	47	E. Marcell, Piorreville, Que.
130,843	C. B. No. 1.	Vancouver.	1911	Vancouver, B.C.	80 2	35 0	6 0	223	Columbia Bitulithic, Ltd., Vancouver, B.C.
126,386	C. J. B.	Quebec	1909	Eseumains, Que.	67 5	21 0	5 7	51	Charles J. Belanger, Eseumains, Que.
107,338	C. M. B.	Yarmouth.	1899	Tusket Wedge, N.S.	34 0	11 0	6 0	10	Charles M. Boudreau, Tusket Wedge, N.S.
83,370	C. M. G. P.	Quebec.	1882	Esquimaux Point, Que.	58 8	17 5	7 9	46	Joseph Boudrault, Anso St. Jean, Que.
72,061	C. P. M.	Arichat.	1880	River Bourgeois, N.S.	48 2	15 4	6 3	22	Desire Burke, River Bourgeois, N.S.
111,651	C. P. R.	Montreal.	1892	St. Francois du Lac, Que.	105 6	22 6	8 6	116	Anselm Verreille, St. Francois du Lac, Que.
126,507	C. P. R. No. 1.	Victoria	1909	Vancouver, B.C.	120 0	30 0	8 5	252	Canadian Pacific Railway Co., Montreal, Que.
126,235	C. P. R. No. 2	Victoria.	1908	Vancouver, B.C.	106 0	30 0	8 5	221	Canadian Pacific Railway Co., Montreal, Que.
111,465	C. R. C.	Chatham, N.B.	1901	Carisquet, N.B.	37 6	12 8	5 2	13	Robin, Jones & Whitman, Ltd., Halifax, N.S.
122,054	C. T. W.	Weymouth.	1909	Plympton, N.S.	86 0	23 6	8 0	93	Charles T. Warner, Plympton, N.S.
116,467	C. W. 1.	Vancouver.	1903	Vancouver, B.C.	79 0	29 9	6 0	122	S. K. Champion and W. W. White, Vancouver, B.C.
117,020	C. W. 2	Vancouver.	1904	Vancouver, B.C.	72 0	24 0	6 0	88	S. K. Champion and W. W. White, Vancouver, B.C.
126,071	C. W. 4	Vancouver.	1908	Vancouver, B.C.	81 8	28 9	7 4	176	William W. White, Vancouver, B.C.
130,291	C. W. 5	Vancouver.	1909	Vancouver, B.C.	69 0	28 6	7 2	134	William W. White, Vancouver, B.C.
133,709	C. W. 6.	Vancouver.	1910	Vancouver, B.C.	69 2	32 1	7 5	171	William W. White, Vancouver, B.C.
111,534	C. & P. No. 1.	Vancouver.	1893	Vancouver, B.C.	85 5	27 0	6 5	128	Tom S. Crowder, Vancouver, B.C.
94,645	C. A. Chisholm.	Lunenburg.	1888	Malsons Bay, N.S.	73 7	22 8	9 0	78	A. J. Carmichael, M.O., St. Ann's, N.S.
90,434	C. A. Goreham.	Barrington.	1890	Tusket, N.S.	51 3	18 3	6 6	33	Charles A. Goreham, et al., Woods Harbour, N.S.
130,680	C. A. Walters.	Lunenburg.	1906	Lunenburg, N.S.	39 4	10 2	5 2	11	Charles R. Walters, Middle LaHave, N.S.

ALPHABETICAL LIST of Canadian Registered Sailing Vessels on Registry Books, &c.—Continued.

LISTE ALPHABÉTIQUE des navires à voiles canadien inscrits sur les registres, etc.—Suite.

Official Number. Numéro officiel.	Name of Ship. Nom du navire.	Port of Registry. Port d'inscription.	Rig. Gréement.	Built—Constructé en	Where Built. Lieu de construction.	Length in feet and inches. Longueur en pieds et Toes.	Breadth in feet and inches. Largeur en pieds et Toes.	Depth in feet and inches. Profondeur en pieds et Toes.	Registered Tonnage. Tonnage enregistré.	Owner or Managing Owner, and Address. Armateur ou propriétaire géant, et adresse.
126,611	C. D. Pickels	Annapolis Royal	Schr—Glt	1908	Bridgetown, N.S.	172 0	33 4	12 5	400	Frank W. Pickels, M.O., Annapolis Royal, N.S.
116,333	C. E. Russell	Ottawa	Barge—Chd	1903	Hull, Que.	108 5	23 6	8 0	116	The Ottawa Transportation Co., Ltd., Ottawa, Ont.
112,375	C. G. Munro	Arichat	Schr—Glt	1901	Canso, N.S.	38 7	11 4	6 1	14	Vincent Richard, Charles' Cove, N.S.
96,743	C. J. Colwell	St. John, N. B.	Schr—Glt	1889	Cambridge, N.B.	78 9	27 0	6 9	82	Leonard Martin, Alma, N.B.
117,478	C. J. Magill	Windsor, Ont.	Barge—Chd	1863	Cleveland, O., U.S.A.	139 5	30 4	10 4	37½	Keenan Bros., Ltd., Owen Sound, Ont.
88,588	C. W. James	Quebec	Bktn—Bkglt	1884	Meteghan River, N.S.	165 3	36 0	20 5	82½	W. J. Sallurst Smith, Gibraltar.
131,066	C. W. Mason	Lunenburg	Schr—Glt	1907	Lunenburg, N.S.	42 8	10 6	5 2	11	Elios Sarty, M.O., LaHave, N.S.
112,002	C. W. Mills	Annapolis Royal	Schr—Glt	1901	Granville, N.S.	141 0	31 8	11 4	318	Frank W. Pickels, M.O., Annapolis Royal, N.S.
66,722	C. Averet	Liverpool	Schr—Glt	1871	East Port Medway, N.S.	41 0	14 2	6 0	19	Alex. Goreham, Shelburne, N.S.
100,596	C. Bibeau	Montreal	Sloop	1891	Pierreville, Que.	105 6	22 9	6 8	12½	T. Beaudet, St. Jean Deschaillons, Que.
69,589	C. Colombe	Montreal	Barge—Chd	1872	St. Aimé, Que.	106 2	22 5	8 8	142	Géon Goyer, Montreal, Que.
90,550	C. Richard	Ottawa	Barge—Chd	1887	Sorel, Que.	111 9	22 8	8 1	172	The Ottawa Transportation Co., Ltd., Ottawa, Ont.
126,561	Caberfeigh	Sydney, N.S.	Schr—Glt	1909	Ingonish, N.S.	34 4	11 4	5 6	12	Miss. Bridget Peters, South Bay, N.S.
107,346	Caddie	Yarmouth	Schr—Glt	1898	Port Maitland, N.S.	31 0	10 5	5 6	10	James E. Perry, Port Maitland, N.S.

SESSIONAL PAPER No. 21b

126,495	Cadeco 1.....	Montreal.....	Dredge—Drauge	1909	Longue Point, Que.....	82 8	32 1	7 5	33 Coastal Dredging & Construction Co., Ltd., Sydney, N.S.
130,400	Cadeco No. 2.....	Montreal.....	Scow—Chd.....	1910	Longue Point, Que.....	104 5	28 6	9 3	251 Coastal Dredging & Construction Co., Ltd., Sydney, N.S.
130,401	Cadeco No. 3.....	Montreal.....	Scow—Chd.....	1910	Longue Point, Que.....	105 0	28 6	9 3	252 Canadian General Development Co., Ltd., Montreal, Que.
133,402	Cadeco No. 4.....	Montreal.....	Scow—Chd.....	1910	Longue Point, Que.....	105 6	28 6	9 3	252 Coastal Dredging & Construction Co., Ltd., Sydney, N.S.
100,988	Cesar.....	Chatham, N.B.....	Schr—Glt.....	1893	Shippigan, N.B.....	34 3	13 0	4 6	10 P. Rive, Caraquet, N.B.
111,732	Calavera.....	Lunenburg.....	Schr—Glt.....	1902	Malone Bay, N.S.....	90 8	24 7	9 7	90 Henry Moser, <i>et al.</i> , Lunenburg, N.S.
90,478	Calbarga.....	Maitland.....	Bk—Bg.....	1890	Maitland, N.S.....	210 0	39 2	23 2	156 Thomas Douglass, Halifax, N.S.
97,084	Callia Lilly.....	Quebec.....	Schr—Glt.....	1890	La Have, N.S.....	61 9	21 8	8 3	62 Thomas Simard, Ste. Alphonse de Chicoutimi, Que.
100,774	Calliope.....	Chatham, N.B.....	Schr—Glt.....	1892	Caraquet, N.B.....	37 8	11 9	5 0	12 P. Rive, Caraquet, N.B.
126,390	Camille D.....	Quebec.....	Scow—Chd.....	1904	Lewis, Que.....	81 5	33 8	6 0	197 Compagnie Etienne Dussault, Lewis, Que.
112,128	Campania.....	Lunenburg.....	Schr—Glt.....	1903	Lunenburg, N.S.....	88 8	21 6	9 2	90 H. R. Silver, <i>et al.</i> , Halifax, N.S.
96,778	Campania.....	Port Hawkesbury.....	Schr—Glt.....	1894	Cheticamp, N.S.....	35 6	11 8	5 3	11 Robin, Jones & Whitman, Ltd., Halifax, N.S.
111,631	Canada.....	Lunenburg.....	Schr—Glt.....	1900	Lunenburg, N.S.....	116 9	27 5	10 6	199 J. Jos. Rudolf, <i>et al.</i> , Lunenburg, N.S.
75,674	Canada.....	Quebec.....	Schr—Glt.....	1877	Cap St. Ignace, Que.....	59 8	17 5	5 5	35 Jos. Deslaurier, Fraserville, Que.
107,531	Canada.....	St. John, N.B.....	Sloop.....	1898	St. John, N.B.....	36 2	11 4	3 0	8 Fred. S. Heams, <i>et al.</i> , St. John, N.B.
116,485	Canada.....	Wallaceburg.....	Barge—Chd.....	1907	Wallaceburg, Ont.....	81 0	21 9	4 6	85 Daniel B. McCallum, M.O., Wallaceburg, Ont.
100,262	Canada.....	Windsor, N.S.....	Ship—3 m.....	1891	Kingsport, N.S.....	257 0	45 0	24 7	1889 The Gypsum Packet Co., Ltd., Windsor, N.S.
112,188	Canada No. 3.....	Toronto.....	Barge—Chd.....	Buffalo, N.Y., U.S.A.....	96 0	18 0	8 9	113 Canada Ice Co., Ltd., Toronto, Ont.
73,047	Canadian.....	Quebec.....	Schr—Glt.....	1875	Lafontaine, Que.....	68 9	21 4	6 0	59 Z. Mairhand, Three Rivers, Que.
80,770	Canadian.....	Quebec.....	Barge—Chd.....	1881	Batisseau, Que.....	102 3	22 5	8 5	137 Narcisse Paul, Sorel, Que.
73,696	Canadian.....	Montreal.....	Sloop.....	1875	Yamaska, Que.....	102 0	22 2	7 0	113 Jean L. Rondeau, L'Ancre, Que.
74,109	Cauid.....	Arichat.....	Schr—Glt.....	1877	Chezecook, N.S.....	45 2	16 2	7 0	23 Charles S. Le Blanc and Wm. Foucher, J.O., River Bourgeois, N.S.
111,858	Canton.....	Owen Sound.....	Schr—Glt.....	1873	Trenton, N. J., U.S.A.....	142 0	26 0	12 1	304 Jas. W. Maitland, Owen Sound, Ont.
130,953	Cantow.....	Lunenburg.....	Schr—Glt.....	1912	Blandford, N.S.....	40 3	10 2	5 8	13 Elias Publicover, Blandford, N.S.
116,601	Cap à la Roche.....	Montreal.....	Sloop.....	1905	St. Jean Deschaillons, Que.....	96 0	23 6	7 2	98 Andry Larocle, St. Jean Deschaillons, Que.

ALPHABETICAL LIST of Canadian Registered Sailing Vessels on Registry Books, &c.—Continued.

LISTE ALPHABÉTIQUE des navires à voiles canadiens inscrits sur les registres, etc.—Suite.

Official Number. Numéro officiel.	Name of Ship. Nom du navire.	Port of Registry. Port d'enregistrement.	Rig. Gréement.	Built—Construct en	Where Built. Lieu de construction.	Length in feet and 10ths. Longueur en pieds et 10 ^{es} .	Breadth in feet and 10ths. Largeur en pieds et 10 ^{es} .	Depth in feet and 10ths. Profondeur en pieds et 10 ^{es} .	Registered tonnage. Tonnage enregistré.	Owner or Managing Owner, and Address. Armateur ou propriétaire gérant, et adresse.
100,494	Cape Beale	Victoria	Schr—Glt	1892	James Island, B.C.	39 5	12 8	3 8	13	Jim Eight Quap, Barclay Sound, B.C.
121,787	Capital	Ottawa	Dredge—Drague	1905	Ottawa, Ont.	79 9	24 0	6 0	178	A. Marchildon, <i>et al.</i> , Three Rivers, Que.
100,461	Caprice	Quebec	Yawl—Yole	1891	St. Lawrence, I. Orleans, Que.	31 0	11 2	4 2	9	Geo. C. Scott, Quebec, Que.
130,339	Carasquet	Chatham, N.B.	Schr—Glt	1911	Carasquet, N.B.	34 0	13 5	5 6	15	Phileas Doiron, Carasquet, N.B.
96,923	Cardigan	Charlottetown	Schr—Glt	1890	Cardigan, P.E.I.	57 6	17 8	7 2	38	L. Cormier and John Chaisson, Margaree, N.S.
97,154	Carlotta G. Cox	Victoria	Schr—Glt	1891	Victoria, B.C.	80 3	21 2	8 6	76	Albin Fisheries Ltd., Vancouver, B.C.
122,385	Carmacks	Victoria	Barge—Chd	1907	White Horse, Y. T.	120 9	38 7	5 5	211	The British Yukon Navigation Co., Ltd., Vancouver, B.C.
111,718	Carl E. Richard	Lunenburg	Schr—Glt	1901	Malbone Bay, N.S.	97 8	25 2	10 4	99	James C. Skinner, Port Hastings, N.S.
88,459	Caroline	Arichat	Schr—Glt	1888	Dartmouth, N.S.	35 6	11 8	4 7	12	John B. Gerrior, West Arichat, N.S.
74,404	Caroline	Chatham, N.B.	Schr—Glt	1877	Rexton, N.B.	35 0	12 3	4 0	9	Simon Graham, jr., Rexton, N.B.
88,409	Carrie	Digby	Schr—Glt	1881	Clare, N.S.	32 0	11 8	4 6	12	Thomas Cook, Grand Manan, N.B.
97,081	Carrie	Lunenburg	Schr—Glt	1890	La Have, N.S.	80 4	24 1	9 2	99	Louis Boudrot, Arichat, N.S.
80,979	Carrie A.	Sydney	Schr—Glt	1882	Christmas Island, N.S.	57 8	19 7	8 8	73	J. H. Blake, Great Village, N.S.
94,646	Carrie C. W.	Victoria	Schr—Glt	1888	Malbone Bay, N.S.	76 4	23 6	9 1	92	Victoria Sealing Co., Ltd., Victoria, B.C.

SESSIONAL PAPER No. 21b

121,886	Carrie D.	Yarmouth	Sloop	1905	Cape Island, N.S.	32	0	11	0	6	0	10	Thomas Duncan, Cape Island, N.S.
94,698	Carrie H.	St. John, N.B.	Schr—Glt	1890	Port Maitland, N.S.	47	2	15	0	6	1	20	Norman Harvey McGrath, Port Wade, N.S.
126,119	Carrie L. Hirdle	Lunenburg	Schr—Glt	1909	Lunenburg, N.S.	101	2	25	3	10	4	99	C. Aubrey Anderson, M.O., Lunenburg, N.S.
94,643	Carrie M.C.	Lunenburg	Schr—Glt	1888	Mahone Bay, N.S.	55	7	18	3	7	4	39	Ernest Johnson, Peters Road, P.E.I.
131,164	Carrie M. Wamback	Lunenburg	Schr—Glt	1912	Liverpool, N.S.	113	7	26	1	10	6	109	William Duff, M.O., Lunenburg, N.S.
100,445	Carrie O.	Canso	Schr—Glt	1883	Country Harbour, N.S.	33	0	11	5	5	5	12	S. Grant, Whitehaven, N.S.
74,300	Cartier	Quebec	Barge—Chd	1873	St. Jean Deschaillons, Que.	93	1	23	5	7	6	109	Jos. Laliberté, St. Jean Deschaillons, Que.
100,642	Casco	Victoria	Schr—Glt	1878	San Francisco, Cal. U.S.A.	85	0	21	6	8	2	63	Victor Jacobsen, Victoria, B.C.
92,566	Cassie M.	Halifax	Schr—Glt	1887	Sheset Harbour, N.S.	33	8	12	6	5	7	12	Wm. H. Munro, Sheset Harbour, N.S.
103,363	Castor	Quebec	Sloop	1894	Mille Vaches, Que.	55	2	16	8	5	2	31	J. Singelais, Mille Vaches, Que.
72,963	Cataract	Pictou, Ont.	Schr—Glt	1874	Pictou, Ont.	105	5	24	0	10	5	193	F. McGibbon, Sarnia, Ont.
103,313	Catherine	Port Hawkesbury	Schr—Glt	1894	Cheticamp, N.S.	33	6	10	7	5	2	10	Robin Jones & Whitman, Ltd., Halifax, N.S.
92,519	Catherine	St. Andrews	Schr—Glt	1885	St. George, N.B.	26	0	11	4	6	0	13	Benjamin McKenzie, St. George, N.B.
112,233	Catherine	St. John, N.B.	Schr—Glt	1903	Meteghan River, N.S.	109	4	28	5	10	3	196	John H. Benson, et al., Bear River, N.S.
111,898	Catherine	Weymouth	Sloop	1905	Belliveau's Cove, N.S.	33	0	12	6	5	4	11	M. Belliveau, Grosses Coques, N.S.
96,799	Catherine A. C.	Halifax	Schr—Glt	1890	Dover, N.S.	42	5	14	5	5	3	17	Victor Poirier, Descouse, N.S.
116,505	Cavalier	Lunenburg	Schr—Glt	1904	La Have, N.S.	74	2	21	8	8	5	70	E.L. M. Hollett, Burin, Nfld.
121,999	Cavalier	Lunenburg	Schr—Glt	1906	Lunenburg, N.S.	40	5	12	2	5	7	13	Kenneth and David Cleveland, Blandford, N.S.
96,825	Cecilia W.	Halifax	Schr—Glt	1890	Vogler's Cove, N.S.	58	0	17	6	7	4	41	James Pelrine, M.O., Larrys River, N.S.
*126,570	Cecil F.	Sydney, N.S.	Schr—Glt	1889	St. Pierre, Miq.	65	5	20	6	7	9	62	Stephen Fiander, North Sydney, N.S.
126,586	Cecil L. Beck	Lunenburg	Schr—Glt	1910	Lunenburg, N.S.	104	6	25	8	10	5	93	William C. Smith, M.O., Lunenburg, N.S.
126,919	Cecil B.	Halifax	Schr—Glt	1911	West Chetzetcook, N.S.	51	2	17	0	6	3	32	James Bellefontaine, M.O., West Chetzetcook, N.S.
103,271	Calia	Chatham, N.B.	Schr—Glt	1891	Caraquet, N.B.	35	4	12	1	4	8	11	D. Gallien, Caraquet, N.B.
103,239	Celima	Montreal	Horse ferry	1888	Lachenaie, Que.	56	4	23	0	2	3	7	Jos. Gariepy, Riviere desPrairie, Que.

* Foreign name "Helene."

ALPHABETICAL List of Canadian Registered Sailing Vessels on Registry Books, &c.—Continued.

LISTE ALPHABÉTIQUE des navires à voiles canadiens inscrits sur les registres, etc.—Suite.

Official Number. Numéro officiel.	Name of Ship. Nom du navire.	Port of Registry, Port d'enregistrement.	Rig. Gréement.	Built—Constructé en	Where Built. Lieu de construction.	Length in feet and 10ths. Longueur en pieds et 10es.	Breadth in feet and 10ths. Largeur en pieds et 10es.	Depth in feet and 10ths. Profondeur en pieds et 10es.	Registered Tonnage. Tonnage enregistré.	Owner or Managing Owner, and Address. Armateur ou propriétaire-gerant, et adresse.
88,624	Celina	Windsor, Ont.	Scow—Chd	1884	Stony Point, Ont.	69 0	19 0	4 5	39	P. Forcier, Detroit, Mich., U.S.A.
107,905	Centenal	St. Andrews	Sloop	1899	West Isles, N.B.	34 0	13 2	6 0	16	John F. Morse, Grand Manan, N.B.
73,956	Centennial	St. Catharines	Barge—Chd	1876	Port Robinson, Ont.	81 6	21 2	5 3	66	H. O. Brown, Welland, Ont.
130,994	Cento	Lunenburg	Schr—Glt	1912	LaHave, N.S.	83 4	23 4	9 7	90	Norman Rafuse, M.O., LaHave, N.S.
126,302	Central City	Montreal	Dredge—Drague	1905	Cornwall, Ont.	79 0	26 8	6 6	157	Lyon Cohen, Montreal, Que.
92,358	Cerdic	Annapolis Royal	Schr—Glt	1886	Alma, N.B.	80 5	26 2	7 5	90	T. S. Henshaw, Bear River, N.S.
103,585	Cerdric	Chatham, N.B.	Schr—Glt	1896	Cararquet, N.B.	36 1	12 9	5 2	14	Phillip Rive, Cararquet, N.B.
72,565	Ceres	Kingston	Scow—Chd	1875	Kingston, Ont.	77 7	26 0	9 4	69	Montreal Transportation Co., Ltd., Montreal, Que.
122,145	Cerita	Yarmouth	Sloop	1906	Tusket Wedge, N.S.	30 0	11 0	6 0	10	Janke C. Deveau, Salmon River, N.S.
96,915	Ceylon	Kingston	Schr—Glt	1891	Garden Island, Ont.	205 4	36 3	15 2	998	The Cadvin Co., Ltd., Garden Island, Ont.
97,151	Chacheemah	Victoria	Schr—Glt	1890	Saanich, B.C.	39 3	12 2	4 0	10	Chacheemah (Indian), Barclay Sound, B.C.
*130,417	Chambly	Montreal	Barge—Chd	{ 1871 1910	{ Sorel, Que Sorel, Que	154 0	24 8	7 0	218	The Empire Refining Co., Ltd., Wallaceburg, Ont.
69,446	Champion	Pictou, N.S.	Schr—Glt	1876	River John, N.S.	66 5	19 6	7 0	55	Stephen Alexander, Ritchibucto, N.B.
83,351	Champion	Quebec	Sloop	1881	Ste. Anne de la Pocatière, Que.	38 0	13 3	4 5	13	F. X. Nepton, Tadoussac, Que.

* Formerly a steamer.

SESSIONAL PAPER No. 21b

72,988	Champion	Wallaenburg	Sehr—Glt	1867	New Baltimore, U.S.A.	49 0	15 0	4 0	18	W. C. Ryan, Sarnia, Ont.
	Champion	Windsor, Ont.	Seow—Chd	1872	River Puce, Ont.	65 8	18 0	5 2	50	Albert Sharon, Belle River, Ont.
116,652	Champion	Yarmouth	Sehr—Glt	1904	Yarmouth, N.S.	47 4	15 6	7 1	29	C. F. Tibus, Westport, N.S.
126,320	Championess	Montreal	Seow—Chd	1902	Lachine, Que.	129 7	30 8	8 3	263	Montreal Sand & Gravel, Ltd., Montreal, Que.
103,436	Chapreau	Ottawa	Barge—Chd	1889	Buckingham, Que.	63 0	19 8	5 0	42	W. J. Poupore, Westmonte, Que.
122,188	Charles A. H.	Arichat	Sehr—Glt	1909	West Arichat, N.S.	35 0	10 5	5 0	10	Frank Walsh, North Sydney, N.S.
71,619	Charles Albert	Montreal	Barge—Chd	1875	Yanaska, Que.	100 0	22 3	6 6	101	Joseph Souffier, Sorel, Que.
121,651	Charles E.	Yarmouth	Sloop	1904	Shag Harbour, N.S.	35 5	12 5	6 0	13	E. Larkin, Shag Harbour, N.S.
88,658	Charles E. Leffungy	Charlottetown	Bk—Bq	1884	Stammerside, P.E.I.	190 9	36 0	20 9	936	The Ship "Charles E. Leffungy" Co., Ltd., Liverpool, Eng.
126,226	Charles E. Stoddy, No. 1	Sarnia	Seow—Chd	1908	Sarnia, Ont.	80 0	21 0	5 0	61	The Cleveland Sarnia Saw Mills Co., Ltd., Sarnia, Ont.
88,295	Charles Edouard	Quebec	Sloop	1881	Cap St. Ignace, Que.	51 6	18 5	5 0	21	A. Baillamy, Bergeronnes, Que.
91,701	Charles Haskell	Digby	Sehr—Glt	1869	Essex, U.S.A.	72 0	21 2	7 3	60	A. Weatherbie and J. T. Matatal, Tatamagouche, N.S.
96,739	Charley Troop	St. John, N.B.	Sehr—Glt	1879	Bath, Me., U.S.A.	55 5	16 1	6 0	30	J. Magratham, Margaretsville, N.S.
83,121	Charlie	Weymouth	Sehr—Glt	1881	Weymouth, N.S.	30 0	10 4	1 6	10	W. H. Eldridge, M.O., Sandy Cove, N.S.
116,812	Charlie Marshall	Cobourg	Sehr—Glt	1881	Chicago, Ill., U.S.A.	122 4	26 5	9 2	206	George Plunkett and D. Rooney, jr., Cobourg, Ont.
96,970	Charlie Richardson	Shelburne	Sehr—Glt	1891	Shelburne, N.S.	43 4	15 9	6 6	26	C. R. Tupman, M.O., Summersville, N.S.
79,716	Charlotte	Arichat	Sehr—Glt	1879	Hearts Delight, Nfld.	59 2	19 0	7 6	41	Philip and Charles Fendrot, Poulamon, N.S.
100,781	Charlotte	Chatham, N.B.	Sehr—Glt	1889	Caraque, N.B.	38 2	12 1	5 1	13	Mrs. Sarah Young and F. T. B. Young, J.O., Caraque, N.B.
92,551	Charlotte	Ottawa	Barge—Chd	1888	Monte Bello, Que.	133 5	22 8	6 0	151	Joseph Wilson, Montreal, Que.
85,642	Charlotte E. C.	Louenburg	Sehr—Glt	1883	Madone Bay, N.S.	71 5	23 0	8 8	80	Martin Williams, Musquodhoit, N.S.
116,294	Charlotte S.	Charlottetown	Sehr—Glt	1902	Murray Harbour, P.E.I.	35 0	11 9	5 7	11	John Cassidy and Wm. A. Reid, Westville, N.S.
103,841	Chaudière	Ottawa	Barge—Chd	1896	Sturgeon Falls, Ont.	65 5	18 0	4 7	72	The French River & Nipissing Nav. Co., Ltd., Sturgeon Falls, Ont.
100,789	Chazalio	Chatham, N.B.	Sehr—Glt	1890	Caraque, N.B.	37 8	12 8	4 6	11	Mrs. Sarah Young and F. T. B. Young, J.O., Caraque, N.B.
72,566	Cherokee	Montreal	Barge—Chd	1873	Garden Island, Ont.	151 0	26 0	11 2	365	Alphonse Desjardis, Lauraire, Que.

* Formerly "John H. McCullough."

ALPHABETICAL LIST of Canadian Registered Sailing Vessels on Registry Books, &c.—Continued.

LISTE ALPHABÉTIQUE des navires à voiles canadiens inscrits sur les registres, etc.—Suite.

Official Number. Numéro officiel.	Name of Ship. Nom du navire.	Port of Registry. Port d'enregistrement.	Rig. Gréement.	Built—Constructé en	Where Built. Lieu de construction.	Length in feet and 10ths. Longueur en pieds et 10 ^{es} .	Breadth in feet and 10ths. Largeur en pieds et 10 ^{es} .	Depth in feet and 10ths. Profondeur en pieds et 10 ^{es} .	Registered Tonnage. Tonnage enregistré.	Owner or Managing Owner, and Address. Armateur ou propriétaire gérant, et adresse.
77,586	Cherry.....	Montreal.....	Schr—Glt.....	1878	Montreal, Que.....	111 5	22 3	6 0	9 8F.	X. Bertrand, Rigaud, Que.
103,726	Cheslie.....	Parishoro.....	Schr—Glt.....	1896	Port Greville, N.S.....	129 7	33 0	12 1	295	Geo. E. Holder, et al., St. John, N.B.
126,575	Cheteaup.....	Port Hawkesbury.....	Schr—Glt.....	1911	Cheticamp, N.S.....	38 5	11 5	6 3	10	Patrick E. Ancoim, Cheticamp, N.S.
111,836	Chevalier.....	Digby.....	Sloop.....	1901	Port Maitland, N.S.....	32 5	10 7	6 0	11	Warren S. Sollows, Port Maitland, N.S.
112,392	Chevoux.....	Ottawa.....	Barge—Chd.....	1902	Ottawa, Ont.....	52 4	13 5	2 4	27	The Upper Ottawa Improvement Co., Ltd., Ottawa, Ont.
121,842	Chiblow.....	Toronto.....	Barge—Chd.....	1903	Blind River, Ont.....	83 0	23 5	2 7	79	Blind River Transportation Co., Ltd., Blind River, Ont.
.....	Chicago.....	Montreal.....	Barge—Chd.....	1872	Montreal, Que.....	146 0	24 8	10 3	350	Montreal Transportation Co., Ltd., Montreal, Que.
116,876	Chief.....	St. Catharines.....	Dredge—Drage.....	1903	Port Robinson, Ont.....	80 9	30 9	7 9	293	Wm. E. Phin, Welland, Ont.
67,000	Chieftain.....	St. John, N.B.....	Schr—Glt.....	1874 1890	Waterborough, N.B.....	74 0	26 3	5 5	72	John E. Moore, St. John, N.B.
111,967	Chippewa.....	Pictou.....	Schr—Glt.....	1890	Marine City, Mich., U. S. A.....	222 0	36 0	22 0	1105	The Ontario & Quebec Navigation Co., Ltd., Pictou, Ont.
69,217	Chlorus.....	Yarmouth.....	Schr—Glt.....	1875	La Have, N.S.....	61 0	20 6	8 2	57	D. J. McDonald, Glace Bay, N.S.
127,672	Christie C. Thomey.....	Ottawa.....	Schr—Glt.....	1908	Burgoe, Nfld.....	102 0	26 9	10 0	123	The Minister of The Naval Service, Ottawa, Ont.
116,278	Christie Belle.....	Charlottetown.....	Schr—Glt.....	1903	Mosher's River, N.S.....	36 5	11 6	5 2	13	James J. Hughes, Souris, P.E.I.
95,730	Christina.....	Chatham, N.B.....	Schr—Glt.....	1888	Carquet, N.B.....	34 4	12 3	4 6	11	The C. Robin, Collas Co., Ltd., Halifax, N.S.

SESSIONAL PAPER No. 21b

126,379	Clum	Halifax	Sloop	1907	Mahone Bay, N.S.	29 6	7 3	4 2	3	Matthew R. Morrow, Halifax, N.S.
107,707	Cincinnati	Toronto	Barge—Chd	1895	Midland, Ont.	55 0	20 8	3 7	162	Benjamin A. Patterson, <i>et al.</i> , Oakville, Ont.
85,536	Circassian	Yarmouth	Schr—Glt	1883	Shelburne, N.S.	87 0	23 9	10 0	99	A. F. Stoneman, Yarmouth, N.S.
100,533	Citizen	Digby	Schr—Glt	1893	Bear River, N.S.	66 0	20 6	7 0	47	William and Joseph Oglvie, Parrsboro, N.S.
122,214	City Dredge No. 2.	Toronto	Dredge—Draque	1906	Toronto, Ont.	90 5	30 5	5 2	234	Corporation of the City of Toronto, Toronto, Ont.
125,978	City Dredge No. 3.	Toronto	Dredge—Draque	1908	Toronto, Ont.	110 1	30 1	7 3	306	Corporation of the City of Toronto, Toronto, Ont.
59,494	City Point	Halifax	Schr—Glt	1872	Mahone Bay, N.S.	62 0	20 2	7 8	49	Morgan H. Genge, Channel, Nfld.
100,645	City of San Diego.	Victoria	Schr—Glt	1881	San Francisco, Cal., U.S.A.	67 5	20 5	6 5	46	Victoria Sealing Co., Ltd., Victoria, B.C.
94,977	Civilian	Liverpool	Schr—Glt	1890	Pubnico, N.S.	80 7	23 8	9 1	97	E. E. Hutchings, New York, U.S.A.
107,549	Clair	St. John, N.B.	Sloop	1897	North Head, Grand Manan, N.B.	38 2	13 6	4 0	11	Albert Henderson, Grand Harbour, Grand Manan, N.B.
92,651	Clan Shell	St. Catharines	Dredge—Draque	1887	Tonawanda, N.Y., U.S.A.	80 0	20 0	7 0	62	F. E. McNamee, Montreal, Que.
55,864	Clara	Quebec	Schr—Glt	1806	Kamouraska, Que.	42 0	13 4	6 5	18	Pierre Levesque, Trois Pistoles, Que.
107,304	Clara A. Jenner	St. Andrews	Schr—Glt	1807	Friendship, Me., U.S.A.	59 3	20 0	7 9	37	Miss Blanche McGee, Back Bay, N.B.
183,174	Clara Hamilton	Sydney, N.S.	Schr—Glt	1882	Lunenburg, N.S.	78 0	23 4	8 5	93	Charles A. Fould, Nyanza, N.S.
90,693	Clara L.	St. Catharines	Scow—Chd	1885	Black Creek, Ont.	75 3	14 6	4 9	45	Wm. Rand, Port Dalhousie, Ont.
*100,481	Clara M.	Sydney, N.S.	Schr—Glt	1892	Lunenburg, N.S.	63 8	20 8	8 1	53	C. A. McMillan, Sydney, N.S.
122,091	Clara M. Smith	Yarmouth	Sloop	1905	Cape Island, N.S.	30 0	10 6	6 0	10	Frederick C. Smith, Cape Island, N.S.
121,820	Clare Lass.	Digby	Sloop	1908	Church Point, N.S.	36 0	13 2	5 7	13	Auguste F. and Basile F. LeBlanc, Concession, N.S.
116,826	Claremont A.	Barrington	Sloop	1904	Clarke's Harbour, N.S.	28 2	11 7	6 1	11	John M. Batenan, Cape Island, N.S.
111,739	Clarence B.	Anticosti	Schr—Glt	1902	Mahone Bay, N.S.	90 8	24 7	9 7	90	The Stewart Fish Co., Ltd., St. Peters, N.S.
126,809	Clarence Trahan	Yarmouth	Schr—Glt	1911	Meteghan, N.S.	47 0	16 2	7 0	25	George M. Trahan, Meteghan, N.S.
82,244	Claribel	Charlottetown	Sloop	1881	Charlottetown, P.E.I.	42 3	13 4	6 0	19	Charles Doucet, Cheticamp, N.S.
122,050	Clarica and Myrtle	St. Andrews	Sloop	1906	Grand Manan, N.B.	36 0	13 2	6 2	20	Wm. J. Morse, Grand Manan, N.B.
107,606	Clarisse	Barrington	Schr—Glt	1900	Meteghan River, N.S.	64 0	22 0	8 5	55	Geo. L. Nickerson, M.O., Port LaTour, N.S.

† Formerly "W. R. Young. * Formerly "Lavanda."

ALPHABETICAL LIST of Canadian Registered Sailing Vessels on Registry Books, &c.—Continued.

LISTE ALPHABÉTIQUE des navires à voiles canadiens inscrits sur les registres, etc.—Suite.

Official Number. Numéro officiel.	Name of Ship. Nom du navire.	Port of Registry. Port d'immatri-culation.	Rig. Gréement.	Build.—Constructé en	Where built. Lieu de construction.	Length in feet and 10ths. Longueur en pieds et 10es.	Breadth in feet and 10ths. Largeur en pieds et 10es.	Depth in feet and 10ths. Profondeur en pieds et 10es.	Register or tonnage. Registre ou tonnage.	Owner or Managing Owner, and Address. Armateur ou propriétaire gérant, et adresse.
116,891	Claude B. Daley	Barrington	Schr—Glt.	1904	Sivrette's Island, N.S.	45 0	15 0	7 5	25	Walter S. Wadlin, Beaver Harbour, N.S.
121,684	Claymore	Yarmouth	Sloop	1904	Clarke's Harbour, N.S.	33 0	11 0	6 0	10	D. A. Gardner, Clarke's Harbour, N.S.
37,172	Clayola	Windsor, N.S.	Schr—Glt	1890	Port Maitland, N.S.	89 0	28 2	8 7	123	J. Willard Smith, St. John, N.B.
111,604	Cleeve 1	New Westminster	Barge—Chd	1897	New Westminster, B.C.	51 0	14 0	3 5	19	The Cleeve Canning & Cold Storage Co., Ltd., Vancouver, B.C.
111,605	Cleeve 2	New Westminster	Barge—Chd	1897	New Westminster, B.C.	51 0	11 6	3 5	19	The Cleeve Canning & Cold Storage Co., Ltd., Vancouver, B.C.
111,981	Cleeve No. 3	Vancouver	Scow—Chd.	1900	New Westminster, B.C.	80 0	25 8	6 0	205	The Cleeve Canning & Cold Storage Co., Ltd., Vancouver, B.C.
.....	Cleveland	Montreal	Scow—Chd	1872	Quebec, Que.	138 4	26 1	9 8	328	Montreal Transportation Co., Ltd., Montreal, Que.
82,980	Clifford C	St. John, N.B.	Schr—Glt	1882	Rexton, N.B.	81 0	26 5	7 5	97	R. A. Cameron, St. John, N.B.
122,187	Clifford May	Arichat	Schr—Glt	1908	West Arichat, N.S.	56 6	18 1	8 0	43	Isidore Poirier, West Arichat, N.S.
122,315	Clintonia	Lunenburg	Schr—Glt	1908	Lunenburg, N.S.	108 4	25 8	10 8	96	William C. Smith, M.O., Lunenburg, N.S.
111,569	Clorita	Toronto	Schr—Glt	1898	New York, N.Y., U.S.A.	64 0	16 5	7 4	44	Geo. H. Gooderham, Toronto, Ont.
103,551	Clovis	Montreal	Sloop	1895	St. Thomas, Que.	92 1	22 2	5 7	84	Philippe Joly, St. Anne de Sorel, Que.
126,565	Charan Beag	Sydney	Schr—Glt	1909	Ingonish, N.S.	41 0	14 3	6 0	18	John E. McLeod, Ingonish, N.S.
122,629	Cluster	Chatham, N.B.	Schr—Glt	1908	Rexton, N.B.	33 0	12 0	4 6	10	George Gallant, Rexton, N.B.

SESSIONAL PAPER No. 21b

.....	Coa	Montreal	Barge—Chd	1861	Montreal, Que	92 5	17 1	5 8	92 C. Bertrand, Rigaud, Que.
4123,641	Cobalt	Ottawa	Barge—Chd	1873	Ruffalo, N.Y., U.S.A.	146 9	26 4	11 1	307 A. Plomise Desrosiers, Lamont, Que.
107,929	Cobledick Dredge No. 1	New Westminster	Dredge—Dredge	1900	Lytton, B.C.	100 0	26 0	7 0	795 The Cobledick Dredge No. 1 Co., Ltd., London, Eng.
163,955	Cobourg	Montreal	Schr—Glt	1897	Kingston, Ont.	179 6	31 7	11 4	607 Montreal Transportation Co., Ltd. Montreal, Que.
89,392	Colbri	Port Hawkesbury	Sloop	1881	Magdalen Islands, Que.	46 5	13 0	6 6	18 Murdoch A. McDonald, South Cove, N.S.
107,122	Collector	Lanenburg	Schr Glt	1899	Lea Have, N.S.	82 8	24 8	9 8	99 W.N. Reinhardt, et al., Lea Have, N.S.
100,359	Collinsie	Quebec	Schr—Glt	1889	Chicoutimi, Que	61 0	20 1	6 7	57 Philips Bonliane, Tadoussac, Que.
74,351	Col. Ellsworth	Quebec	Schr Glt	1860	Essex, Mass., U.S.A.	77 4	22 6	7 6	78 Chas. and Elie Duchene, J. O., St. Jovies, Que.
*74,051	Colonel Otter	Canso	Schr Glt	1876	Barrington, N.S.	73 0	21 8	8 5	73 John J. Songster, Guysboro, N.S.
111,702	Colonia	Lanenburg	Schr—Glt	1901	Lanenburg, N.S.	97 2	25 6	9 7	98 Wm. H. Bennett, Bay St. George, Nfld.
107,630	Colonial No. 1	New Westminster	Barge—Chd	1897	New Westminster, B.C.	40 0	12 0	3 0	14 A. E. Tregout, M.O., Vancouver, B.C.
107,635	Colonial No. 2	New Westminster	Barge—Chd	1898	New Westminster, B.C.	60 0	22 0	5 0	59 Canadian Fish & Cold Storage Co., Ltd., Prince Rupert, B.C.
111,958	Colonial No. 3	New Westminster	Barge—Chd	1899	Stoveston, B.C.	55 0	14 0	4 0	28 The Columbia Packing Co., Ltd., Vancouver, B.C.
80,637	Colonna	Montreal	Sloop	1882	St. Thomas, Que	74 5	19 5	4 2	31 E. Latour, Valleyfield, Que.
88,967	Columbia	Kingston	Barge Chd	1885	Redford Mills, Ont.	101 0	22 7	4 8	84 Benjamin Teet, Bedford Mills, Ont.
111,880	Columbia	Yarmouth	Schr—Glt	1895	Newport, Me., U.S.A.	52 0	13 7	9 0	22 Frank Lovitt, Yarmouth, N.S.
121,634	Columbia	Yarmouth	Sloop	1905	Tusket Wedge, N.S.	31 0	11 6	6 0	10 F. H. and J. R. Murphy, Pubnico, N.S.
..	Comed	Montreal	Schr Glt	1862	Yamaska, Que	80 7	19 1	5 5	57 W. Paury, Ste. Eudie, Que.
88,387	Comet	Windsor, N.S.	Schr Glt	1885	Cornwallis, N.S.	32 0	12 6	4 5	10 Thomas Carter, Red Head, N.B.
130,951	Comet G	Lanenburg	Schr—Glt	1910	Tanook, N.S.	40 2	10 6	5 0	11 Ainslie G. Allen, Indian Harbour, N.S.
112,325	Commodore	Halifax	Schr—Glt	1902	Pereaux, N.S.	51 6	17 4	6 5	29 Geo. Windsor, Bathurst, N.B.
116,983	Commodore Dewey	Kenora	Barge—Chd	1898	Kenora, Ont.	86 0	20 8	5 0	92 Charles G. Penneck, Kenora, Ont.
101,000	Condor	Chatham, N.B.	Schr—Glt	1888	Shippigan, N.B.	33 0	12 3	4 4	10 James Bowser, Musquodoboit, N.S.
74,071	Condor	Halifax	Schr Glt	1873	Chezecock, N.S.	46 5	11 8	6 2	22 Wm. H. Moulton, North Sydney, N.S.

† Foreign name "E. P. Beaks." * Formerly "Kate McKinnon."

ALPHABETICAL LIST of Canadian Registered Sailing Vessels on Registry Books, &c.—Continued.

LISTE ALPHABÉTIQUE des navires à voiles canadiens inscrits sur les registres, etc.—Suite.

Official Number. Numéro officiel.	Name of Ship. Nom du navire.	Port of Registry. Port d'inscription.	Rig. Gréement.	Built—Construit en	Where Built. Lieu de construction.	Length in feet and 10ths. Longueur en pieds et 10es.	Breadth in feet and 10ths. Largeur en pieds et 10es.	Depth in feet and 10ths. Profondeur en pieds et 10es.	Registered tonnage. Tonnage enregistré.	Owner or Managing Owner, and Address. Armateur ou propriétaire gérant, et adresse.
92,553	Condor	Montreal	Barge—Chd	1888	Montreal, Que	180 7	34 5	11 6	567	Montreal Transportation Co., Ltd., Montreal, Que.
74,331	Coudor	Yarmouth	Schr—Glt	1877	Beaver River, N.S.	36 3	12 2	4 2	11	Maurice Haycock, Westport N.S.
116,681	Conductor	Richibucto	Schr—Glt	1877	Essex, Mass., U.S.A.	75 5	22 0	7 5	51	Daniel A. Walker, Walkerville, N.S.
125,964	Conrad S.	Parsborov	Schr—Glt	1908	Port Greville, N.S.	137 3	32 1	11 2	299	Stanley J. Soley, M.O., Fox River, N.S.
122,031	Constance	Weymouth	Schr—Glt	1907	Grosses Coques, N.S.	62 0	18 8	6 1	42	Frank K. Warren, Halifax, N.S.
116,413	Constance No. 1	Victoria	Barge—Chd	1904	Victoria, B.C.	42 0	12 0	4 0	13	Arthur E. Barrow, Hill Island, B.C.
103,345	Coquette	Montreal	Yacht	1892	Montreal, Que	35 5	10 0	2 6	3	Arthur Hamilton, Montreal, Que.
103,535	Corá Lee	Halifax	Schr—Glt	1897	Bath, Me., U.S.A.	67 2	18 9	6 4	49	R. Harrington, Sydney, N.S.
116,734	Corá Lee	Halifax	Schr—Glt	1904	Beckerton, N.S.	44 8	13 5	6 3	16	John S. Wells, Whitehaven, N.S.
116,236	Corá May	Digby	Schr—Glt	1905	Shelburne, N.S.	75 0	21 0	8 0	64	C. E. Finigan, et al., Freeport, N.S.
94,758	Corá May	St. John, N.B.	Schr—Glt	1889	Black River, N.B.	93 9	27 9	7 4	117	Nathaniel C. Scott, St. John, N.B.
.....	Coral	Oakville	Schr—Glt	1874	Oakville, Ont.	47 6	13 0	5 0	26	H. R. Fowler and W. J. Kivell, Port Credit, Ont.
111,743	Corean	Lunenburg	Schr—Glt	1902	La Have, N.S.	76 8	22 4	9 0	70	J. N. Rafuse, et al., La Have, N.S.
88,304	Corinne	Quebec	Schr—Glt	1884	St. Paul's Bay, Que.	52 0	17 4	5 4	30	E. Bluteau, Petite Rivière Charlebois, St. François, Que.

SESSIONAL PAPER No. 21b

*71,163	Corisande	Port Hope	Schr—Glt	1873	Marine City, Mich., U.S.A.	137	0	26	0	11	1	276	John C. Miller, Parry Sound, Ont.
126,780	Cornier	Chatham, N.S.	Schr—Glt	1907	Aldouane, N.B.	30	0	12	0	5	0	10	Robert R. MacLean, Chatham, N.B.
	Corn Crib	Montreal	Barge—Clud	1868	Montreal, Que.	132	1	22	7	10	1	296	Alphonse Desrosier, Lanoraie, Que.
97,000	Cornelius	New Westminster	Schr—Glt	1884	San Francisco, Cal., U.S.A.	42	6	15	5	4	0	19	William F. Kent, Vancouver, B.C.
94,889	Cornwall	Montreal	Barge—Clud	1890	Kingston, Ont.	178	6	35	2	11	7	586	Montreal Transportation Co., Ltd., Montreal, Que.
111,675	Cornwall	Parsonsboro'	Schr—Glt	1901	Port Greville, N.S.	61	5	20	1	5	8	41	A. C. Haddock <i>et al.</i> , Port Greville, N.S.
111,736	Coronation	Lauenburg	Schr—Glt	1902	Malhorne Bay, N.S.	93	8	25	0	10	2	98	Henry W. Adams, <i>et al.</i> , Lauenburg, N.S.
80,720	Coronation	Pasphebiac	Schr—Glt	1902	Pasphebiac, Que.	75	6	22	0	8	7	67	Robin, Jones & Whitman, Ltd., Halifax, N.S.
94,942	Corouilla	Barrington	Schr—Glt	1889	Sable River, N.S.	53	0	15	0	6	0	28	S. V. Melanson, Granville, N.S.
97,258	Corporal Trim	Charlottetown	Schr—Glt	1860	Essex, Mass., U.S.A.	68	6	19	9	7	3	57	George Landry, Cannes, N.S.
77,888	Cortina	Quebec	Schr—Glt	1879	Les Ebolements, Que.	48	3	17	5	6	9	36	Charles Bertrand, Isle Verte, Que.
103,083	Conseur	Chatham, N.B.	Schr—Glt	1893	Caracquet, N.B.	33	6	12	0	4	8	10	T. Abier, Shippigan, N.B.
† 96,868	Coteau	Montreal	Barge—Clud	{ 1897 Toronto, Ont. 1909 Kingston, Ont.	{	157	6	27	0	11	0	41	The Montreal Transportation Co., Ltd., Montreal, Que.
90,650	Coup d'Etat	Yarmouth	Sloop	1885	Pubnico, N.S.	38	0	11	7	4	2	12	M. D'Entremont, Pubnico, N.S.
103,368	Courageux	Quebec	Sloop	1895	Les Escornains, Que.	59	2	19	2	5	4	37	Jacques Saingolais, Les Escornains, Que.
89,295	Craftsman	Kingston	Barge—Clud	1883	Kingston, Ont.	99	0	16	6	5	1	65	T. Mills, Kingston, Ont.
74,277	Craftsman	Kingston	Schr—Glt	1879	Port Burwell, Ont.	132	0	25	8	10	4	266	John Strong, Port Elgin, Ont.
129,306	Crescendo	Parsonsboro	Schr—Glt	1910	Port Greville, N.S.	114	9	30	0	9	9	196	G. Melville Cochrane, M. O., Fox River, N.S.
100,345	Cresscent	Maitland	Schr—Glt	1902	Lower Sebnah, N.S.	86	6	25	6	8	5	99	Andrew Anthony, Lower Sebnah, N.S.
103,324	Crocket	Port Hawkesbury	Schr—Glt	1899	Port Hawkesbury, N.S.	36	0	10	4	6	3	10	Richard H. Brown, Sydney Mines, N.S.
111,708	Crofton McLeod	Lauenburg	Schr—Glt	1901	Malhorne Bay, N.S.	83	0	24	1	9	5	77	James H. Faggs and Eugene Faggs, Bay of Islands, Nfld.
123,428	Cronzier B.	Halifax	Schr—Glt	1908	Chezetcook, N.S.	50	0	16	9	6	0	26	Joseph Bellefontaine, M. O., Chezetcook, N.S.
64,710	Crown Prince	Port Hawkesbury	Schr—Glt	1871	Port Hawkesbury, N.S.	42	0	14	6	5	7	19	T. C. Cook, Port Mulgrave, N.S.
88,240	Cruise	St. Andrews	Schr—Glt	1886	St. Andrews, N.B.	30	9	12	4	5	6	13	Jos. Boyd, Campo Bello, N.B.

* Formerly "Mimodaha," † Formerly "Belle."

ALPHABETICAL LIST of Canadian Registered Sailing Vessels on Registry Books, &c.—Continued.

LISTE ALPHABÉTIQUE des navires à voiles canadiens inscrits sur les registres, etc.—Suite.

Official Number. Numéro officiel.	Name of Ship. Nom du navire.	Port of Registry. Port d'enregistrement.	Rig. Gréement.	Built—Constructé en	Where Built. Lieu de construction.	Length in feet and 10ths. Longueur en pieds et 10es.	Breadth in feet and 10ths. Largeur en pieds et 10es.	Depth in feet and 10ths. Profondeur en pieds et 10es.	Registered Tonnage. Tonnage enregistré.	Owner or Managing Owner, and Address. Armateur ou propriétaire géant et adresse.
471,453	Cuba.....	Montreal.....	Barge—Chd.....	1875	Kingston, Ont.....	168 7	25 6	11 0	386	Alphonse Labrecque, Lanoraie, Que.
133,713	Callalva.....	Vancouver.....	Sloop.....	1912	Hong Kong.....	50 2	11 0	5 4	27	William Farvell, Vancouver, B.C.
77,578	Oulivateur.....	Montreal.....	Sloop.....	1875	Yanaska, Que.....	90 8	22 0	5 4	79	C. J. Marchildon, St. Pierre les Bee- quets, Que.
122,452	Cumulus.....	Vancouver.....	Sloop.....	1906	Harrison Hot Springs, B.C.....	39 7	14 0	5 9	23	Ezekiel G. Wardle, Harrison Hot Springs, B.C.
100,741	Curacao.....	Windsor, N.S.....	Sloop—Bkgl.....	1894	Horton, N.S.....	128 0	29 8	10 8	289	John C. Thompson, New York, N.Y., U.S.A.
61,407	Curlew.....	Chatham, N.B.....	Schr—Glt.....	1875	Shippigan, N.B.....	45 2	14 3	6 2	22	P. Luce, Jersey, C.I.
103,181	Curlew.....	Digby.....	Schr—Glt.....	1895	Shelburne, N.S.....	75 0	19 6	8 5	63	Bland W. Cousins, et al., Digby, N.S.
116,215	Curlew.....	Quebec.....	Yawl—Yole.....	1899	Quebec, Que.....	46 8	11 3	5 1	28	Herbert, Kenneth and Percival Mol- son, J. O. Montreal, Que.
100,916	Cyznet.....	Chatham, N.B.....	Schr—Glt.....	1887	Carquet, N.B.....	38 3	12 3	5 0	12	The C. Robt. Collas Co., Ltd., Hal- fax, N.S.
‡126,714	Cynthia W.....	St. John, N.B.....	Dredge—Dregue.....	U.S.A.....	114 3	48 3	7 8	679	The Maritime Dredging & Construc- tion Co., Ltd., St. John, N.B.
100,971	Cyprian.....	Chatham, N.B.....	Schr—Glt.....	1892	Carquet, N.B.....	36 6	12 8	4 4	10	E. Sivret, Carquet, N.B.
85,649	Cyrene.....	Lunenburg.....	Schr—Glt.....	1883	Bridgewater, N.S.....	81 2	23 9	9 2	97	Mrs. Annie Porrier, Montague, P.E.I.
*77,633	Cyrenian.....	Sarnia.....	Schr—Glt.....	1879	Garden Island, Ont.....	135 0	26 0	10 6	243	Edward Kelly, Wallaceburg, Ont.

* Formerly "Prussia."

‡ Foreign name "Cynthia."

† Formerly a steamer.

111,637	Cyrl.	Lunenburg	Schr—Glt	1901	Mahone Bay, N.S.	93 2	25 0	9 6	100	Thomas A. Wilson, <i>et al.</i> , Bridgewater, N.S.
107,821	Czar No. 1	Victoria	Scow—Chd	1899	Union, B.C.	92 0	27 4	7 0	113	Wellington Colliery Co., Ltd., Victoria, B.C.
	D	Montreal	Scow—Chd	1868	Batisseau, Que.	114 8	22 1	8 2	196	George Hurteau, Valleyfield, Que.
130,836	D. 3	Port Arthur	Scow—Chd	1911	Port William, Ont.	80 0	28 0	5 0	101	The Great Lakes Dredging Co., Ltd., Port Arthur, Ont.
130,837	D. 4	Port Arthur	Scow—Chd	1910	Port William, Ont.	75 0	28 0	5 5	98	The Great Lakes Dredging Co., Ltd., Port Arthur, Ont.
116,374	D. 5	Port Arthur	Dredge—Dragne	1897	Duluth, U.S.A.	85 0	30 0	8 5	210	The Great Lakes Dredging Co., Ltd., Port Arthur, Ont.
126,675	D. 25	Port Arthur	Scow—Chd	1909	Port William, Ont.	94 0	21 0	7 8	149	The Great Lakes Dredging Co., Ltd., Port Arthur, Ont.
126,676	D. 26	Port Arthur	Scow—Chd	1909	Port William, Ont.	95 6	21 0	7 6	149	The Great Lakes Dredging Co., Ltd., Port Arthur, Ont.
116,375	D. 30	Port Arthur	Scow—Chd	1897	Duluth, U.S.A.	76 0	21 0	10 0	147	The Great Lakes Dredging Co., Ltd., Port Arthur, Ont.
116,376	D. 32	Port Arthur	Scow—Chd	1897	Duluth, U.S.A.	90 0	29 0	9 5	231	The Great Lakes Dredging Co., Ltd., Port Arthur, Ont.
126,677	D. 34	Port Arthur	Scow—Chd	1909	Port William, Ont.	121 5	29 0	9 2	272	The Great Lakes Dredging Co., Ltd., Port Arthur, Ont.
126,678	D. 35	Port Arthur	Scow—Chd	1909	Port Arthur, Ont.	122 4	28 8	9 4	278	The Great Lakes Dredging Co., Ltd., Port Arthur, Ont.
126,679	D. 38	Port Arthur	Scow—Chd	1910	Port Arthur, Ont.	119 0	36 0	15 5	675	The Great Lakes Dredging Co., Ltd., Port Arthur, Ont.
126,680	D. 39	Port Arthur	Scow—Chd	1910	Port Arthur, Ont.	149 0	36 0	15 5	675	The Great Lakes Dredging Co., Ltd., Port Arthur, Ont.
130,831	D. 40	Port Arthur	Scow—Chd	1909	Port Arthur, Ont.	151 0	36 0	10 8	502	The Great Lakes Dredging Co., Ltd., Port Arthur, Ont.
130,832	D. 41	Port Arthur	Scow—Chd	1909	Port Arthur, Ont.	135 5	36 0	10 8	415	The Great Lakes Dredging Co., Ltd., Port Arthur, Ont.
130,833	D. 42	Port Arthur	Scow—Chd	1902	Port Arthur, Ont.	135 5	36 0	10 8	111	The Great Lakes Dredging Co., Ltd., Port Arthur, Ont.
130,834	D. 43	Port Arthur	Scow—Chd	1910	Port William, Ont.	149 0	36 0	15 5	675	The Great Lakes Dredging Co., Ltd., Port Arthur, Ont.
130,835	D. 48	Port Arthur	Scow—Chd	1910	Port William, Ont.	149 0	36 0	15 5	675	The Great Lakes Dredging Co., Ltd., Port Arthur, Ont.
131,029	D. 4. 3	Vancouver	Scow—Chd	1911	Ebaine, B.C.	79 0	32 2	4 4	182	Dewdney Gravel Co., Ltd., Vancouver, B.C.
133,612	D. 4. 4	Vancouver	Scow—Chd	1912	Ebaine, B.C.	81 8	32 0	9 0	242	Dewdney Gravel Co., Ltd., Vancouver, B.C.
111,489	D. T.	Quebec	Schr—Glt	1900	Portneuf, Que.	75 6	22 4	7 2	75	Alfred Lavoin, M.O., Petite Riviere, St. Francois, Que.
88,418	D. W. B.	St. John, N.B.	Schr—Glt	1884	Westfield, N.B.	88 3	26 8	7 7	96	C. S. Prescott, <i>et al.</i> , Goose Creek, N.B.

ALPHABETICAL LIST of Canadian Registered Sailing Vessels on Registry Books, &c.—Continued.

LISTE ALPHABÉTIQUE des navires à voiles canadiens inscrits sur les registres, etc.—Suite.

Official Number. Numéro officiel.	Name of Ship. Nom du navire.	Port of Registry. Port d'enregistrement.	Rig. Gréement.	Built—Constructé en	Where Built. Lieu de construction.	Length in feet and 10ths. Longueur en pieds et 10es.	Breadth in feet and 10ths. Largeur en pieds et 10es.	Depth in feet and 10ths. Profondeur en pieds et 10es.	Registered Tonnage. Tonnage enregistré.	Owner or Managing Owner, and Address. Armateur on propriétaire gérant, et adresse
130,795	D. W. No. 1.	Vancouver.	Scow—Chd.	1911	New Westminster, B.C.	104 8	35 0	6 7	209	Davidson Ward Co., Ltd., Vancouver, B.C.
126,633	D. C. Mulhall	Halifax	Schr—Glt	1907	Liverpool, N.S.	70 5	18 4	7 1	42	Geo. Pelliam, M.O., Herring Cove, N.S.
121,683	D. E. Nickerson.	Yarmouth.	Sloop.	1901	Barrington, N.S.	33 0	11 3	6 0	10	J. L. Nickerson, Clarke's Harbour, N.S.
116,806	D. N. Laroche.	Sorel.	Barge—Chd	1905	Sorel, Que.	105 8	23 3	7 6	140	Nazaire Laroche, Sorel, Que.
100,591	D. N. Salvaill.	Montreal	Barge—Chd.	1887	Yamaska, Que.	107 7	22 7	8 4	169	E. Dansereau, Verchères, Que.
126,228	D. P. Dobbins	Toronto	Schr—Glt	1863	Cleveland, Ohio, U.S.A.	164 0	32 0	12 0	421	Point Anne Quarries, Ltd., Toronto, Ont.
121,930	D. Gill	Sorel.	Sloop.	1906	Pierreville, Que.	107 6	23 2	6 2	117	Prudent Blais, St. Eulalie, Que.
83,368	D. Talbot	Quebec	Schr—Glt	1881	Kegaska, Que.	33 0	11 5	4 4	10	Desiré Talbot, Natashquan, Que.
130,939	D'Arcy Leamy	Montreal	Scow—Chd.	1912	Montreal, Que.	100 1	27 9	7 0	122	Michael J. Haney, et al., J.O., Toronto, Ont.
100,913	Daffodil	Chatham, N.B.	Schr—Glt	1891	Caracquet, N.B.	35 6	12 7	4 4	10	T. Abier, Shippigan, N.B.
112,221	Dahinda.	St. John, N.B.	Schr—Glt	1902	St. John, N.B.	54 4	18 3	6 7	36	Frederick R. Taylor, et al., St. John, N.B.
107,758	Daisy	Charlottetown.	Schr—Glt	1901	Casumpec, P.E.I.	42 4	12 9	4 7	13	John Agnew, Alberton, P.E.I.
92,584	Daisy	Charlottetown.	Schr—Glt	1890	Mal Bay, Que.	63 4	21 0	9 2	70	Alfred Pickard, Charlottetown, P.E.I.
88,445	Daisy	Halifax	Sloop	1884	Dartmouth, N.S.	38 8	12 6	5 5	15	Alfred E. Jones, Halifax, N.S.

† Formerly "Lozana Masud."

	Quebec	Schr—Glt	1895	Shelburne, N.S.	92 0	24 0	9 5	98
1103,496 Daisy	St. John, N.B.	Schr—Glt	1892	Westfield, N.B.	61 7	18 9	4 6	Joseph Blais, Berthier (on bas), Que.
100,088 Daisy	St. John, N.B.	Schr—Glt	1894	St. John, N.B.	47 7	15 9	4 1	Thos. A. Farris, Waterborough, N.B.
100,890 Daisy	Shelburne	Schr—Glt	1895	Green Harbour, N.S.	32 0	10 1	4 8	R. A. Elliott, St. John, N.B.
103,180 Daisy	Liverpool	Schr—Glt	1886	Barrington, N.S.	69 0	22 0	7 5	J. E. Lloyd, Brighton, N.S.
90,427 Daisy Vaughn	Lamenburg	Schr—Glt	1911	Little Tancock, N.S.	39 6	10 0	5 4	R. H. Gardner, Brooklyn, N.S.
130,731 Daisy Z.	Montreal	Barge—Chd	1885	Garden Island, Ont.	170 4	30 6	11 9	Solomon Zineck, Blandford, N.S.
88,571 Dakota	Montreal	Barge—Chd	1885	Garden Island, Ont.	170 4	30 6	11 9	Montreal Transportation Co., Ltd., Montreal, Que.
..... Dan	Montreal	Barge—Chd	1893	Machmiche, Que.	93 4	18 8	5 1	L. Delisle, Valleyfield, Que.
100,655 Dandy	Kingston	Barge—Chd	1894	Seeley's Bay, Ont.	80 7	17 9	4 6	The Capital Sand & Brick Co., Ltd., Ottawa, Ont.
124,802 Dandy K.	Yarmouth	Sloop	1910	Yarmouth, N.S.	35 6	11 7	5 9	James M. Walker, Yarmouth, N.S.
107,363 Daniel Lamb	Toronto	Dredge—Draug	1896	Toronto, Ont.	90 0	27 6	4 6	Corporation of the City of Toronto, Ont.
*112,065 Daniel M. Ahmro	Windsor, N.S.	Barge—Chd	1892	Dumbarton, G.B.	220 7	35 0	21 0	Gypsum Packet Co., Ltd., Windsor, N.S.
122,462 Daniel S.	Yarmouth	Sloop	1906	Cape Island, N.S.	32 0	10 6	6 0	Albert P. Ross, Cape Island, N.S.
120,600 Dannebrog	Parsonsboro'	Schr—Glt	1912	Port Grenville, N.S.	105 4	25 3	9 6	John E. Roberts, New York, N.Y., U.S.A.
85,663 Daring	Halifax	Schr—Glt	1880	Sambro, N.S.	44 2	14 7	6 3	Charles Slauwhite, Terence Bay, N.S.
107,703 Darrow	Toronto	House-boat	1897	Penetanguishene, Ont.	49 5	20 0	2 6	David Davidson, Penetanguishene, Ont.
59,470 Dart	Pictou, N.S.	Schr—Glt	1871 1895	Mahone Bay, N.S.	58 3	18 9	7 5	B. Levandier, West Arichat, N.S.
83,021 Dauntless	Wallaceburg	Schr—Glt	1867	Oakville, Ont.	105 5	23 4	9 1	M. J. Glass, Sarnia, Ont.
125,947 David Evans	Victoria	Schr—Glt	1901	Marshfield, Ore., U.S.A.	200 4	40 0	15 3	Edward H. Hunter, Kobe, Japan.
100,884 David Lynch	St. John, N.B.	Schr—Glt	1894	St. John, N.B.	83 0	21 1	8 3	J. S. Thomas, M.O., St. John, N.B.
107,698 Davie	Toronto	House-boat	1896	Penetanguishene, Ont.	46 0	20 0	2 6	David Davidson, Penetanguishene, Ont.
100,636 Dawendeena	Victoria	Sloop	1892	Victoria, B.C.	33 4	11 5	4 5	F. T. Schooley, Welland, Ont.
103,853 Dawn	Halifax	Schr—Glt	1897	Owl's Head, N.S.	38 2	14 0	5 4	Geo. W. Donaldson, Eastern Passage, N.S.
96,750 Dawn	St. John, N.B.	Schr—Glt	1889	Upper Gagetown, N.B.	39 2	12 8	4 6	Class. L. Currier, Upper Gagetown, N.B.

*Formerly "Olivia"

ALPHABETICAL List of Canadian Registered Sailing Vessels on Registry Books, &c.—Continued.

LISTE ALPHABÉTIQUE des navires à voiles canadiens inscrits sur les registres, etc.—Suite.

Official Number. Numéro officiel.	Name of Ship. Nom du navire.	Port of Registry. Port d'inscription.	Rig. Gréement.	Built—Construct en	Where Built. Lieu de construction.	Length in feet and 10ths. Longueur en pieds et 10 ^{es} .	Breadth in feet and 10ths. Largeur en pieds et 10 ^{es} .	Depth in feet and 10ths. Profondeur en pieds et 10 ^{es} .	Registered Tonnage. Tonnage enregistré.	Owner or Managing Owner, and Address. Armateur ou propriétaire-gérant et adresse.
100,605	Dawn	Yarmouth	Schr—Glt	1893	Shelburne, N.S.	68 0	18 0	7 6	49	The Yarmouth Trading Co., Ltd., Yarmouth, N.S.
59,484	Day Spring	Halifax	Schr—Glt	1866	Chester, N.S.	56 2	18 0	7 1	36	Andrew Fougère, River Bourgeois, N.S.
107,280	De Champlain	Quebec	Barge—Clad	1897	St. Irénée, Que.	99 7	22 5	7 3	154	Louis Gauthier, St. Irénée, Que.
107,058	Defender	Barrington	Schr—Glt	1901	Coffin's Croft, N.S.	48 0	14 9	5 9	29	Stanley E. Ellis, M.O., Cape St. Marys, N.S.
111,711	Defender	Lunenburg	Schr—Glt	1901	Mahone Bay, N.S.	95 6	25 4	10 0	48	John W. McLachlan, et al., Lunen- burg, N.S.
103,063	Defender	Yarmouth	Schr—Glt	1895	Pulmonio, N.S.	43 2	14 7	6 1	29	John Richard, Tusket Wedge, N.S.
92,503	De fiance	St. Andrews	Schr—Glt	1884	Laloe, Me., U.S.A.	33 0	12 8	7 0	17	F. Calder, Campo Bello, N. B.
.....	De fiance	Toronto	Schr—Glt	1845	Etobicoke, Ont	49 0	14 0	4 9	26	C. McCraney, Toronto, Ont.
66,069	Delia	Quebec	Barge—Clad	1873	Pointe au Pizeau, Que.	95 0	18 0	6 3	91	A. Malette, Laclaire, Que.
126,907	Delina	Halifax	Schr—Glt	1909	Amherst, Mag. Islands, Que.	42 9	15 2	5 7	17	Mrs. Bertie Leslie, Halifax, N.S.
111,597	Della B.	St. John, N. B.	Schr—Glt	1900	Greenwich, N. B.	56 0	17 4	5 6	43	Allan J. Wheaton, St. John, N. B.
103,118	Della F. Tarr	St. Andrews	Schr—Glt	1883	Salem, Mass., U.S.A.	56 0	17 0	5 7	34	Chas. Abriel, Spry Bay, N.S.
103,095	Delphis	Montreal	Sloop	1890	Sorel, Que	92 7	22 7	6 0	91	D. Chausse, Lanoraie, Que.
30,855	Delta	Charlottetown	Schr—Glt	1886	Lunenburg, N.S.	41 4	16 2	7 0	25	A. J. McFayden, Tignish, P.E.I.

SESSIONAL PAPER No. 21b

107,689	Delta	Toronto	House-boat	1898	Penetanguishene, Ont.	47 0	20 0	3 0	74	David Davidson, Penetanguishene, Ont.
100,277	Delta	Windsor, N.S.	Schr—Glt	1892	Kempt, N.S.	118 3	30 5	11 9	287	John W. Baxter, Canning, N.S.
126,091	Delver No. 1	St. Catharines	Dredge—Drague	1908	Welland, Ont.	100 0	37 0	6 5	305	Dominion Dredging Co., Ltd., Ottawa, Ont.
130,567	Denton S.	Lambourg	Schr—Glt	1903	Tanook, N.S.	36 0	10 8	5 2	11	Charles Scott, Indian Harbour, N.S.
122,267	Derrick Scow No. 1	Montreal	Scow—Chd	1906	Montreal, Que.	94 5	24 9	5 7	110	The Montreal Sand & Gravel Co., Ltd., Montreal, Que.
107,314	Despatch	Halifax	Schr—Glt	1894	Halifax, N.S.	27 4	9 4	4 0	6	George E. Franklyn, jr., Halifax, N.S.
83,492	Dessie	Liverpool	Schr—Glt	1882	Brooklyn, N.S.	32 6	11 0	5 1	11	Anassa H. Fiske, Lockport, N.S.
.....	Detroit	Montreal	Barge—Chd	1873	Montreal, Que.	149 6	25 7	10 4	350	Montreal Transportation Co., Ltd., Montreal, Que.
71,637	Deux Freres	Montreal	Barge—Chd	1872	Lanoraie, Que.	99 0	23 0	6 7	102	D. Lacourciere, Batiscau, Que.
80,986	Diamond	Halifax	Schr—Glt	1882	Guyshoro', N.S.	80 6	24 0	9 4	98	Arthur and Wilfred Forest, J.O., West Arichat, N.S.
107,407	Diamond	Quebec	Barge—Chd	1899	St. Thomas-de-Pierreville, Que.	138 6	28 3	12 6	381	Joseph Mondor, Sorel, Que.
103,931	Diamond Jubilee	Paspelhae	Schr—Glt	1897	Caracquet, N.B.	55 0	17 0	6 5	32	W. Martell, Main-a-Dieu, N.S.
94,811	Dianna	Victoria	Schr—Glt	1889	Victoria, B.C.	65 2	19 9	7 1	50	Victoria Sealing Co., Ltd., Victoria, B.C.
97,089	Dictator	Charlottetown	Schr—Glt	1890	Lambourg, N.S.	76 0	23 6	9 4	78	E. R. Heather, Pugwash, N.S.
90,834	Diego	Port Melway	Schr—Glt	1895	East Port Melway, N.S.	48 0	16 3	6 8	27	John Peach, et al., Port Morien, N.S.
46,483	Dielytris	Lambourg	Schr—Glt	1865	Lambourg, N.S.	71 0	20 3	7 9	58	D. M. McMillan and D. McCharg, Sydney, N.S.
103,861	Dione	Halifax	Sloop	1898	Dartmouth, N.S.	42 8	8 1	5 5	6	G. F. Pearson, Halifax, N.S.
66,679	Diploma	Charlottetown	Schr—Glt	1873	Protonico, N.S.	75 7	21 8	8 1	62	Vernon O. Peardon, Montague, P.E.I.
103,076	Dipper	Chatham, N.B.	Schr—Glt	1835	Shippigan, N.B.	37 5	12 2	5 0	12	W. S. Loggie Co., Ltd., Chatham, N.E.
96,826	Director	Victoria	Schr—Glt	1890	Lambourg, N.S.	75 0	23 5	9 0	87	Victoria Sealing Co., Ltd., Victoria, B.C.
92,545	Dispute	St. Andrews	Schr—Glt	1879	St. George, N.B.	39 0	12 0	6 4	13	E. R. Patch, Campo Belo, N.B.
130,982	Die-Or	Chatham, N.B.	Schr—Glt	1912	Caracquet, N.S.	35 0	13 0	4 7	12	John Poirer, Caracquet, N.B.
107,706	Dixie	Toronto	House-boat	1898	Penetanguishene, Ont.	50 0	22 0	3 0	97	David Davidson, Penetanguishene, Ont.
100,583	Dolland	Montreal	Sloop	1892	Pierreville, Que.	101 2	23 1	6 3	89	Calixte Dameau, Notre-Dame-de-Pierreville, Que.
107,057	Dollie Varden	Barrington	Schr—Glt	1877	Clare, N.S.	34 7	12 0	4 6	10	Freeman Atwood, Barrington, N.S.

ALPHABETICAL LIST of Canadian Registered Sailing Vessels on Registry Books, &c.—Continued.

LISTE ALPHABÉTIQUE des navires à voiles canadiens inscrits sur les registres, etc.—Suite.

Official Number, Numero officiel.	Name of Ship, Nom du navire.	Port of Registry, Port d'inscription.	Rig. Gréement.	Built—Construit en	Where Built, Lieu de construction.	Length in feet and 10ths, Longueur en pieds et 10es.	Breadth in feet and 10ths, Largeur en pieds et 10es.	Depth in feet and 10ths, Profondeur en pieds et 10es.	Registered Tonnage, Tonnage enregistré.	Owner or Managing Owner, and Address, Armateur ou propriétaire gérant, et adresse.
122,002	Dolly Grey.....	Lunenburg.....	Schr—Glt.....	1906	Lunenburg, N.S.....	41 6	11 2	5 4	13 H. S. McDonald, et al., Port Joli, N.S.	
83,027	Dolly Morden	Wallaceburg.....	Barge—Chd.....	1881	Dresden, Ont.....	120 7	25 1	9 0	198 G. H. Morden, Oakville, Ont.	
75,426	Dolphin	Annapolis Royal.....	Schr—Glt	1878	Port Williams, N.S.....	32 0	12 3	4 8	11 Joseph Mitchell, Hantsport, N.S.	
75,430	Dolphin.....	Annapolis Royal.....	Schr—Glt	1878	Granville, N.S.....	35 3	12 3	5 2	11 Elias Woodworth, Granville, N.S.	
38,418	Dolphin.....	Arsicat.....	Schr—Glt	1861	Cheticamp, N.S.....	59 1	17 4	7 0	36 A. H. Morrison, Guysboro', N.S.	
103,533	Dolphin	Halifax	Schr—Glt	1895	Sheet Harbour, N.S.....	44 7	14 0	6 0	21 J. T. Thomson, Halifax, N.S.	
80,030	Dolphin	St. John, N.B.....	Schr—Glt	1880	Salmon Bay, N.B.....	58 5	20 9	5 3	36 Gideon Justason, Pennfield, N.B.	
107,701	Dolphin	Toronto	House-boat.....	1880	Penetanguishene, Ont....	46 0	20 0	2 6	71 David Davidson, Penetanguishene, Ont.	
107,797	Domain	St. John, N.B.....	Schr—Glt	1896	Cambridge, N.B.....	78 8	25 8	7 0	91 Clifford W. Robinson, Moncton, N.B.	
126,319	Dombrico No. 1.....	Montreal	Scow—Chd.....	1908	Lachine, Que.....	123 1	39 3	9 4	352 Dominion Barging Co., Ltd., Lachine, Que.	
126,692	Dombrico No. 2.....	Montreal	Scow—Chd.....	1909	Lachine, Que.....	87 4	37 8	8 4	323 Dominion Barging Co., Ltd., Lachine, Que.	
130,397	Dombrico No. 3.....	Montreal	Scow—Chd.....	1910	Lachine, Que.....	100 0	37 6	6 0	183 Dominion Barging Co., Ltd., Lachine, Que.	
130,398	Dombrico No. 4.....	Montreal	Scow—Chd.....	1910	Lachine, Que.....	100 0	37 6	6 0	183 Dominion Barging Co., Ltd., Lachine, Que.	
130,539	Dombrico No. 5.....	Montreal	Scow—Chd.....	1911	Lachine, Que.....	98 9	38 4	7 4	226 Dominion Barging Co., Ltd., Lachine, Que.	

SESSIONAL PAPER No. 21b

130,530	Dombrico No. 6.....	Montreal.....	Scow—Chld.....	1911	Lachine, Que.....	98	9	38	4	7	4	226	Dominion Barging Co., Ltd., Lachine, Que.
*131,110	Domincoal No. 2.....	Montreal.....	Scow—Chld.....	1900	Chicago, Ill., U.S.A.....	138	1	31	8	6	2	234	Dominion Coal Co., Ltd., Sydney, N.S.
116,383	Dominion.....	Port Arthur.....	Dredge—Drague.....	1903	Port Arthur, Ont.....	114	0	43	5	12	0	951	The Great Lakes Dredging Co., Ltd., Port Arthur, Ont.
121,987	Dominion No. 1.....	Victoria.....	Barge—Chld.....	1890	Vancouver, B.C.....	72	0	23	0	6	0	47	John J. Goodwin, Victoria, B.C.
122,442	Dominion No. 4.....	St. John, N.B.....	Dredge—Drague.....	1906	Boston, Mass., U.S.A.....	109	7	44	2	8	3	538	The Dominion Dredging Co., Ltd., Okaawa, Ont.
107,700	Don.....	Toronto.....	House-boat.....	1883	Penetanguishene, Ont.....	45	0	20	0	3	5	86	David Davidson, Penetanguishene, Ont.
†126,941	Donald D.....	Victoria.....	Barge—Chld.....	1876	Phippsburg, Me., U.S.A.....	184	3	37	2	23	8	1181	Sir Donald D. Mann, Toronto, Ont.
130,503	Donald G., Hollett.....	Shelburne.....	Schr—Glt.....	1911	Shelburne, N.S.....	111	0	25	2	10	9	99	Thomas V. Hollett, Barin, Nfld.
130,502	Donald L. Silver.....	Lunenburg.....	Schr—Glt.....	1911	Lunenburg, N.S.....	105	6	25	8	10	5	94	Wm. Aronburg, M.O., Lunenburg, N.S.
85,344	Donzella.....	Liverpool.....	Schr—Glt.....	1882	Vogler's Cove, N.S.....	82	4	24	0	10	1	99	E. P. Brown, et al., Halifax, N.S.
112,155	Dora.....	Chatham, N.B.....	Schr—Glt.....	1901	Miscou, N.B.....	31	0	11	3	4	5	10	Seraphin Dorion, Miscou, N.B.
103,948	Dora.....	Chatham, N.B.....	Schr—Glt.....	1899	Caraquet, N.B.....	37	3	12	9	5	0	12	Robin, Jones & Whitman, Ltd., Halifax, N.S.
100,917	Dora.....	Chatham, N.B.....	Schr—Glt.....	1890	Caraquet, N.B.....	36	0	12	6	4	6	11	The C. Robin Collas Co., Ltd., Halifax, N.S.
90,871	Dora.....	Parrsboro.....	Schr—Glt.....	1886	Yarmouth, N.S.....	73	0	20	8	7	9	63	Miss Pearl S. Ganning, Parrsboro, N.S.
130,729	Dora C.....	Lunenburg.....	Schr—Glt.....	1911	Little Tancook, N.S.....	40	4	10	0	5	6	12	Hugh Cleveland, Blandford, N.S.
121,686	Dora Leo.....	Yarmouth.....	Sloop.....	1904	Tusket Wedge, N.S.....	32	0	11	0	6	0	10	J. P. Cotteen, M.O., Tusket Wedge, N.S.
100,168	Dora Seward.....	Victoria.....	Schr—Glt.....	1891	Lunenburg, N.S.....	81	1	24	4	9	3	91	Victoria Sealing Co., Ltd., Victoria, B.C.
74,280	Dorchester.....	Montreal.....	Barge—Chld.....	1876	Quebec, Que.....	148	5	27	1	11	1	375	Montreal Transportation Co., Ltd., Montreal, Que.
122,033	Dorie.....	Chatham, N.B.....	Schr—Glt.....	1906	Shippigan Island, N.B.....	35	0	12	3	4	4	10	Fabien Chiasson, (son of Fabien) La-ruque, Shippigan Island, N.B.
126,847	Dorinda.....	Quebec.....	Schr—Glt.....	1910	Petite Riviere St. Francois, Que.....	82	3	24	5	7	3	68	Mrs. Pammela Renaud, Petite Riviere, St. Francois, Que.
100,713	Doris.....	Montreal.....	Barge—Chld.....	1893	Pierreville, Que.....	109	0	22	8	10	4	186	Adolf Lomer, Montreal, Que.
483,446	Doris.....	Victoria.....	Schr—Glt.....	1882	Victoria, B.C.....	68	0	21	5	7	2	60	Victoria Sealing Co., Ltd., Victoria, B.C.
**103,465	Doris Hall.....	Halifax.....	Schr—Glt.....	1866	Custine, Me., U.S.A.....	70	8	20	3	7	1	59	David Anderson, Charlottetown, P.E.I.
107,300	Doris M. Pickup.....	Quebec.....	Schr—Glt.....	1901	Granville, N.S.....	141	0	33	0	12	3	373	Jos. G. P. Murphy, Lauzon, Que.

** Formerly "D. F. Patchin."

† Formerly "W. P. Sayward."

‡ Foreign name "Ivy."

ALPHABETICAL LIST of Canadian Registered Sailing Vessels on Registry Books, &c.—Continued.

LISTE ALPHABÉTIQUE des navires à voiles canadiens inscrits sur les registres, etc.—Suite.

Official Number. Numéro officiel.	Name of Ship. Nom du navire.	Port of Registry. Port d'inscription.	Rig. Gréement.	Build—Construct en	Where Built. Lieu de construction.	Length in feet and 10ths. Longueur en pieds et 10 ^{es} .	Breadth in feet and 10ths. Largeur en pieds et 10 ^{es} .	Depth in feet and 10ths. Profondeur en pieds et 10 ^{es} .	Registered tonnage. Tonnage enregistré.	Owner or Managing Owner, and Address. Armateur ou propriétaire gérant, et adresse.
130,463	Doris V. Myra.....	Lunenburg.....	Schr—Glt.....	1911	Lunenburg, N.S.....	106.4	26.2	10.6	99	Joshua Backman, M.O., Riverport, N.S.
111,899	Dorothy.....	St. John, N.B.....	Schr—Glt.....	1905	Meteghan River, N.S.....	62.0	19.4	6.6	49	Wm. Hill, <i>et al.</i> , Wadton, N.S.
121,882	Dorothy.....	Yarmouth.....	Sloop.....	1905	Barrington, N.S.....	31.0	10.6	6.0	10	L. H. Smith, and J. Huskins, Port La Four, N.S.
117,060	Dorothy Alecta.....	Canso.....	Schr—Glt.....	1907	White Haven, N.S.....	36.0	11.2	5.6	11	Wesley Munroe, White Haven, N.S.
*117,164	Dorothy Duff.....	Sydney, N.S.....	Schr—Glt.....	1906	Hantsport, N.S.....	98.0	26.7	10.6	152	Wm. Duff, Carbonear, Nfld.
126,112	Dorothy G.....	Lunenburg.....	Schr—Glt.....	1908	Tancook, N.S.....	46.4	12.7	6.6	17	John A. McKenzie, Canso, N.S.
126,879	Dorothy G. Snow.....	Digby.....	Schr—Glt.....	1911	Shelburne, N.S.....	98.0	23.0	9.8	98	Joseph E. Snow, Digby, N.S.
126,874	Dorothy M. Smart.....	Digby.....	Schr—Glt.....	1910	Shelburne, N.S.....	90.0	22.9	9.9	93	The Maritime Fish Corporation Ltd., Montreal, Que.
116,540	Douglas Adams.....	Lunenburg.....	Schr—Glt.....	1906	Lunenburg, N.S.....	93.8	25.0	10.2	90	Henry W. Adams, M.O., Lunenburg, N.S.
100,999	Dove.....	Chatham, N.B.....	Schr—Glt.....	1891	Shippigan, N.B.....	33.6	12.3	1.8	10	T. Ahier, Shippigan, N.B.
117,115	Dove.....	Halifax.....	Schr—Glt.....	1905	Petpiswick, N.S.....	35.0	11.5	4.8	16	George Myer, M.O., Petpiswick, N.S.
117,022	Dove.....	Sydney.....	Schr—Glt.....	1901	New Campbellton, N.S.....	67.1	18.8	7.2	49	Jas. T. Burchell, Port Morien, N.S., and August Campbell, Big Bras d'Or, N.S.
94,721	Dove.....	Windsor, N.S.....	Schr—Glt.....	1888	Cornwallis, N.S.....	43.0	12.7	4.8	17	R. George, Parrsboro, N.S.

* Formerly "Dorothy M. Porter."

SESSIONAL PAPER No. 21b

125,976	Dragon Rouge	Toronto	Dredge	1908	Toronto, Ont.	86 0	22 6	7 9	203	John E. Russell, Toronto, Ont.
92,597	Dread Not	Sydney, N.S.	Schr—Glt	1888	Little Bras d'Or, N.S.	34 4	13 3	5 1	10	Andrew Walsh, Little Bras d'Or, N.S.
57,472	Dreadnaught	Annapolis Royal	Schr—Glt	1870	Granville, N.S.	35 5	13 5	5 6	11	William Hamilton, Granville, N.S.
116,671	Dreadnaught	St. Andrews	Sloop	1896	Quaco, N.B.	33 4	13 8	6 0	18	Eaton Green, Grand Manan, N.B.
74,326	Dreadnaught	St. John, N.B.	Schr—Glt	1877	Richmond, N.S.	46 6	16 0	5 5	20	Clarence Irvin, Cornwallis, N.S.
74,337	Dreadnot	Halifax	Schr Glt	1877	Bunk, N.S.	51 0	17 8	6 3	28	Reuben Smith, Cape Sable Island, N.S.
126,791	Dredge Barnston	New Westminster	Dredge—Dredge	1910	New Westminster, B.C.	60 0	20 0	4 7	52	Albert G. Huff, Ladner, B.C.
111,972	Dredge Frank	Port Arthur	Dredge—Dredge	1892	Bay City, Mich., U.S.A.	78 5	28 0	7 0	151	The Great Lakes Dredging Co., Ltd., Port Arthur, Ont.
107,193	Dredge Hackett	Southampton	Dredge—Dredge	1897	Warton, Ont.	62 0	22 3	6 0	50	C. M. Bowman, et al., Southampton, Ont.
125,974	Dredge Holland	Toronto	Dredge—Dredge	1906	Belle Ewart, Ont.	63 7	29 0	5 0	230	The Minister of Railways and Canals, Ottawa, Ont.
122,174	Dredge No. 1	Port Arthur	Dredge—Dredge	1903	Port Arthur, Ont.	65 0	21 0	8 0	176	The Great Lakes Dredging Co., Ltd., Port Arthur, Ont.
177,102	Dredge No. 2	Montreal	Dredge—Dredge	U.S.A.	84 0	29 5	8 3	247	Lazarus Cohen, Montreal, Que.
121,847	Dredge No. 3	Toronto	Dredge—Dredge	1872	Buffalo, N.Y., U.S.A.	73 2	24 0	6 0	108	Joseph J. Vincent and Thomas D. Fallon, J.O., Cornwall, Ont.
117,173	Dredge No. 3	Windsor, Ont.	Dredge—Dredge	1902	Bay City, Mich., U.S.A.	76 0	21 0	8 0	186	The Minister of Public Works, Ottawa, Ont.
107,881	Dredge No. 4	Montreal	Dredge—Dredge	1899	Lévis, Que.	90 0	36 1	9 3	436	Harbour Commissioners of Montreal, Montreal, Que.
116,242	Dredge No. 5	Sault Ste. Marie	Dredge—Dredge	1896	Buffalo, N.Y., U.S.A.	76 0	28 6	8 0	174	The Soo Dredging & Construction Co., Ltd., Sault Ste. Marie, Ont.
112,010	Dredge No. 6	Port Arthur	Dredge—Dredge	1891	Duluth, Minn., U.S.A.	90 0	21 0	8 4	313	The Great Lakes Dredging Co., Ltd., Port Arthur, Ont.
122,173	Dredge No. 7	Port Arthur	Dredge—Dredge	Duluth, Minn., U.S.A.	38 0	30 0	8 0	235	Robert Weddell, et al., Trenton, Ont.
116,381	Dredge No. 8	Port Arthur	Dredge—Dredge	1888	Duluth, Minn., U.S.A.	96 0	36 0	9 5	415	The Great Lakes Dredging Co., Ltd., Port Arthur, Ont.
116,241	Dredge No. 8	Sault Ste. Marie	Dredge—Dredge	1894	Buffalo, N.Y., U.S.A.	82 0	30 0	7 6	187	The Soo Dredging & Construction Co., Ltd., Sault Ste. Marie, Ont.
107,593	Dredge No. 9	Owen Sound	Dredge—Dredge	Lockport, N.Y., U.S.A.	71 0	22 2	7 0	127	The Canadian Dredging Co., Ltd., Durham, Ont.
117,040	Dredge No. 10	Sault Ste. Marie	Dredge—Dredge	1889	Saginaw, Mich., U.S.A.	92 0	32 5	7 0	354	Charles S. Boone, Toronto, Ont.
122,431	Dredge No. 11	Sault Ste. Marie	Dredge—Dredge	1891	Saginaw, Mich., U.S.A.	100 0	31 6	8 0	352	The C. S. Boone Dredging & Construction Co., Ltd., Toronto, Ont.
100,310	Dredge No. 15	Port Arthur	Dredge—Dredge	1891	Saginaw, Mich., U.S.A.	100 0	31 4	9 5	174	The Great Lakes Dredging Co., Ltd., Port Arthur, Ont.
130,896	Dredge P. W. D. No. 301	Victoria	Dredge—Dredge	1908	New Westminster, B.C.	108 3	38 2	10 4	538	The Minister of Public Works, Ottawa, Ont.

ALPHABETICAL LIST of Canadian Registered Sailing Vessels on Registry Books, &c.—Continued.

LISTE ALPHABÉTIQUE des navires à voiles canadiens inscrits sur les registres, etc.—Suite.

Official Number. Numéro officiel.	Name of Ship. Nom du navire.	Port of Registry. Port d'enregistrement.	Rig. Gréement.	Build—Construct en	Where Built. Lieu de construction.	Length in feet and 10ths. Longueur en pieds et 10 ^{es} .	Breadth in feet and 10ths. Largeur en pieds et 10 ^{es} .	Depth in feet and 10ths. Profondeur en pieds et 10 ^{es} .	Registered Tonnage. Tonnage enregistré.	Owner or Managing Owner, and Address. Armateur or propriétaire gérant, et adresse.
116,269	Dredge-Simcoe	Toronto	Dredge—Drague	1901	Beaverton, Ont.	80 5	28 2	6 0	136	The Randolph Macdonald Co., Ltd., Toronto, Ont.
126,725	Drill Boat No. 1.	Peterboro'	Scow—Chd.	1909	Hastings, Ont.	50 0	20 0	4 0	51	The Randolph Macdonald, Co., Ltd., Toronto, Ont.
126,726	Drill Boat No. 2.	Peterboro'	Scow—Chd.	1910	Hastings, Ont.	40 2	16 0	2 0	28	The Randolph Macdonald Co., Ltd., Toronto, Ont.
130,771	Drill Boat No. 5.	Sault Ste. Marie.	Drill boat.		South Chicago, Ill., U.S.A.	127 5	31 0	7 5	589	The Soo Dredging & Construction Co., Ltd., Sault Ste. Sault, Ont.
74,103	Druella May	Halifax.	Schr—Glt	1877	Shoal Bay, N.S.	39 5	14 8	6 0	19	J. G. Morrison, Englishtown, N.S.
80,097	Druid	St. John, N.B.	Schr—Glt	1882	Portland, N.B.	81 3	27 2	7 5	97	J. H. Driscoll, St. John, N.B.
86,233	Drummuir	Victoria.	Ship 4 M.	1862	Liverpool, G.B.	270 5	39 2	24 0	1793	The Ship Drummuir Co., Ltd., Victoria, B.C.
107,625	Dryfe	New Westminster.	Barge—Chd	1898	Vancouver, B.C.	50 0	14 6	4 0	23	Anglo-British Columbia Packing Co., Ltd., Vancouver, B.C.
111,428	Duchess	Halifax	Schr—Glt	1902	Indian Harbour, N.S.	38 5	11 7	6 0	12	James Morash, Dover, N.S.
90,812	Dude	Port Hope.	Sloop	1880	Sodus Point, N.Y., U.S.A.	28 0	9 0	3 0	3	A. Campbell, Lakeport, Ont.
107,443	Duff.	Vancouver.	Barge—Chd	1898	Vancouver, B.C.	98 6	23 0	5 8	101	British American Corporation, Ltd., Rossland, B.C.
131,113	Duke of Connaught.	Montreal.	Floating Dry Dock.	1912	Barrow-in-Furness, G.B.	690 6	135 2	16 8	17,964	Canadian Vickers, Ltd., Montreal, Que.
122,068	Duke of York	Montreal.	Dredge—Drague	1903	Montreal, Que.	74 5	25 1	6 0	144	W. J. Poupore, Montreal, Que.
126,696	Dump Scow No. 320.	Montreal.	Scow—Chd.	1897	Coteau, Que.	79 3	20 9	6 7	90	Gaspard De Serves, Montreal, Que.

SESSIONAL PAPER No. 21b

126,697	Dump Scow No. 322.	Montreal.	Scow—Chd.	1897	Coteau, Que.	79 1	21 0	7 2	97	Gaspard De Serres, Montreal, Que.
126,698	Dump Scow No. 323.	Montreal.	Scow—Chd.	1897	Coteau, Que.	54 3	13 9	3 7	15	Gaspard De Serres, Montreal, Que.
117,106	Dun Donald.	Ottawa.	Houseboat.	1904	Sturgeon Falls, Ont.	64 0	18 0	7 0	64	French River & Nipissing Navigation Co., Ltd., Sturgeon Falls, Ont.
103,819	Dundee.	Belleville.	Schr—Glt.	1870	St. Catharines, Ont.	125 2	23 6	10 0	225	W. Smith and J. J. Flint, Belleville, Ont.
103,250	Dunmore.	Montreal.	Schr—Glt.	1895	Kingston, Ont.	182 5	34 9	11 9	590	Montreal Transportation Co., Ltd., Montreal, Que.
103,384	Dunrobin.	Winnipeg.	Barge—Chd.	1895	Keewatin, Ont.	47 6	13 2	5 1	20	Dominion Fish Co., Ltd., Winnipeg, Man.
98,965	Dunsyre.	Victoria.	Ship.	1891	Port Glasgow, G.B.	277 8	41 8	21 4	2056	Victoria Shipping Co., Ltd., Victoria, B.C.
75,624	Dwina.	Richibucto.	Schr—Glt.	1878	Port le Bear, N.S.	70 0	21 0	7 0	61	Alex. C. Fraser, Roxton, N.B.
126,837	E. B. No. 1.	Toronto.	Dredge—Drague.	1910	Jardineville, N.S.	67 0	26 5	5 3	139	Vivian T. Bartram, Toronto, Ont.
107,455	E. C. E. 1.	Vancouver.	Scow—Chd.	1893	Vancouver, B.C.	76 0	27 2	6 5	116	George Coleman, Vancouver, B.C.
112,291	E. C. E. No. 9.	Vancouver.	Scow—Chd.	1901	Vancouver, B.C.	87 6	28 7	6 8	142	Evans, Coleman & Evans Ltd., Vancouver, B.C.
112,252	E. C. E. No. 10.	Vancouver.	Scow—Chd.	1902	Vancouver, B.C.	87 4	28 5	6 8	142	Evans, Coleman & Evans Ltd., Vancouver, B.C.
112,255	E. C. E. No. 11.	Vancouver.	Scow—Chd.	1902	Vancouver, B.C.	87 6	28 5	6 8	142	Evans, Coleman & Evans Ltd., Vancouver, B.C.
126,333	E. C. E. No. 12.	Vancouver.	Scow—Chd.	1906	Vancouver, B.C.	77 5	27 0	7 3	153	Evans, Coleman & Evans Ltd., Vancouver, B.C.
126,887	E. C. E. No. 11.	Vancouver.	Scow—Chd.	1907	Vancouver, B.C.	78 0	28 8	6 9	139	Evans, Coleman & Evans Ltd., Vancouver, B.C.
126,218	E. C. E. No. 15.	Vancouver.	Scow—Chd.	1906	Vancouver, B.C.	77 0	29 0	7 7	150	Evans, Coleman & Evans Ltd., Vancouver, B.C.
130,752	E. C. E. 16.	Vancouver.	Scow—Chd.	1910	Vancouver, B.C.	78 5	30 0	7 5	158	Evans, Coleman & Evans Ltd., Vancouver, B.C.
130,753	E. C. E. 17.	Vancouver.	Scow—Chd.	1910	Port Mellon, B.C.	78 0	29 8	7 5	157	Evans, Coleman & Evans Ltd., Vancouver, B.C.
130,754	E. C. E. 18.	Vancouver.	Scow—Chd.	1911	Vancouver, B.C.	83 3	29 9	8 3	185	Evans, Coleman & Evans Ltd., Vancouver, B.C.
111,826	E. C. No. 1.	Vancouver.	Scow—Chd.	1899	Vancouver, B.C.	79 3	30 0	7 0	143	Edward Cook, Vancouver, B.C.
111,814	E. C. No. 2.	Vancouver.	Scow—Chd.	1901	Vancouver, B.C.	70 0	22 5	6 1	85	Edward Cook, Vancouver, B.C.
111,821	E. C. No. 3.	Vancouver.	Scow—Chd.	1886	Vancouver, B.C.	79 3	27 0	6 0	114	Edward Cook, Vancouver, B.C.
112,240	E. C. No. V.	Vancouver.	Scow—Chd.	1901	Vancouver, B.C.	75 0	25 0	6 6	165	Edward Cook, Vancouver, B.C.
126,635	E. C. No. VIII.	Vancouver.	Scow—Chd.	1908	Vancouver, B.C.	52 2	24 0	6 0	68	Edward Cook, Vancouver, B.C.
116,458	E. H. & Co. No. 2.	Vancouver.	Scow—Chd.	1902	Vancouver, B.C.	65 2	22 0	5 0	53	Ed. H. Heaps, et al., Vancouver, B.C.

ALPHABETICAL LIST of Canadian Registered Sailing Vessels on Registry Books, &c.—Continued.

LISTE ALPHABÉTIQUE des navires à voiles canadiens inscrits sur les registres, etc.—Suite.

Official Number. Numéro officiel.	Name of Ship. Nom du navire.	Port of Registry. Port d'inscription.	Rig. Gréement.	Built—Constructé en	Where Built. Lieu de construction.	Length in feet and 10ths. Longueur en pieds et 10es.	Breadth in feet and 10ths. Largeur en pieds et 10es.	Depth in feet and 10ths. Profondeur en pieds et 10es.	Registered tonnage. Tonnage enregistré.	Owner or Managing Owner, and Address. Armateur ou propriétaire gérant, et adresse.
*100,762	E. A. Fulton.....	Sarnia.....	Schr—Glt.....	1863	Toloso, Ohio, U.S.A.....	137 0	25 0	10 3	288	The Reid Wrecking Co., Ltd., Sarnia, Ont.
103,265	E. A. Lombard.....	St. John, N.B.....	Schr—Glt.....	1864	Essex, Mass., U.S.A.....	76 6	21 5	7 3	63	H. J. Marson, St. John, N.B.
90,839	E. A. Sabean.....	Port Medway.....	Schr—Glt.....	1901	Liverpool, N.S.....	121 8	30 2	11 1	249	Amos Sabean, et al., Port Medway, N.S.
88,253	E. B. Colwell.....	St. John, N.B.....	Schr—Glt.....	1883	Carleton, N.B.....	44 6	14 3	5 9	19	Anselm Wallace, Black's Harbour, N.B.
494,810	E. B. Marvin.....	Halifax.....	Schr—Glt.....	1884	Kennebunk, Me., U.S.A.....	92 2	24 4	8 8	96	Leslie Murray, Port Richmond, N.S.
107,254	E. C. Ward.....	New Westminster.....	Schr—Glt.....	1896	Fairhaven, Wash., U.S.A.....	27 5	10 6	4 1	10	Wm. Chucksland, New Westminster, B.C.
77,604	E. D. Myra.....	Charlottetown.....	Schr—Glt.....	1878	Lafave, N.S.....	60 0	19 8	7 5	43	John J. and Jas. H. C. Beck, Murray River, P.E.I.
61,132	E. G. Benedict.....	Montreal.....	Schr—Glt.....	1869	Mill Point, Ont.....	104 5	26 2	8 3	155	Thomas Lucas, Windsor, Ont.
116,877	E. G. Lewis.....	St. Catharines.....	Barge—Chd.....	96 0	18 0	8 6	113	Stephen Bradley, Toronto, Ont.
77,694	E. H. Rutherford.....	Hamilton.....	Schr—Glt.....	1881	Port Dalhousie, Ont.....	133 6	22 2	10 7	286	Robt. Crawford, Kingston, Ont.
122,191	E. J. Fader No. 3.....	New Westminster.....	Barge—Chd.....	1907	New Westminster, B.C.....	85 0	24 0	7 0	143	Henry J. Humm, London, Eng.
126,785	E. J. Fader, No. 4.....	New Westminster.....	Barge—Chd.....	1909	New Westminster, B.C.....	74 4	30 0	6 8	149	Henry J. Humm, London, Eng.
100,129	E. J. McVea.....	Wallaceburg.....	Schr—Glt.....	1873	Allegany, Mich., U.S.A.....	140 4	25 7	10 2	276	W. W. Stover, Sombra, Ont.

* Formerly "A. Boody." + Foreign name "Mollie Adams."

SESSIONAL PAPER No. 21b

130,385	E. L. Comeau	Arichat	Sehr—Glt	1910	T. Ardoise, N.S.	42 0	12 5	5 8	14 Edward L. Comeau, <i>et al.</i> , Petit de Grat, N.S.
59,373	E. M. Oliver	St. Andrews	Sehr—Glt	1876	Back Bay, N.B.	37 2	14 0	6 1	14 Mrs. Annie Harkins, Dipper Harbour, N.B.
116,506	E. M. Zellers	Lunenburg	Sehr—Glt	1904	Lunenburg, N.S.	82 5	24 0	9 0	84 Praseo Gray, M. O., LadHav, N.S.
130,643	E. R. Bremner	Ottawa	Barge—Chd	1912	Hull, Que.	113 0	24 2	7 8	179 The Ottawa Transportation Co., Ltd., Ottawa, Ont.
73,083	E. Bonnaventure	Montreal	Barge—Chd	1874	Lanornie, Que.	99 9	22 9	6 9	111 Oliver Paul, Sorel, Que.
126,141	E. Daneau	Sorel	Sloop	1908	Pierreville, Que.	108 7	23 1	6 9	127 Alex. Laliberte, Deschillons, Que.
103,550	F. Mannice	Halifax	Sehr—Glt	1896	Ship Harbour, N.S.	61 5	18 2	6 7	46 Wm. Maurice, Bay St. George, Nfld.
103,739	E. Mayfield	Parrsboro'	Sehr—Glt	1898	Parrsboro', N.S.	70 7	22 2	7 3	75 B. E. Merriam, Parrsboro', N.S.
97,192	Eagle	Chatham, N.B.	Sehr—Glt	1891	Tracadie, N.B.	48 6	17 1	5 8	29 M. S. Stewart, Neguac, N.B.
100,998	Eagle	Chatham, N.B.	Sehr—Glt	1892	Shippigan, N.B.	33 0	12 2	4 4	10 T. Abier, Shippigan, N.B.
83,113	Eagle	Montreal	Barge—Chd	1872	Quebec, Que.	136 5	26 0	9 8	316 Montreal Transportation Co., Ltd., Montreal, Que.
107,291	Earl D.	Halifax	Sloop	1880	Lunenburg, N.S.	24 4	9 7	3 5	3 Ltd. Douglas G. Prinscp, R.A., Halifax, N.S.
122,009	Earl Grey	Annapolis Royal	Sehr—Glt	1900	Port George, N.S.	74 0	21 8	7 7	61 Elias Woodworth, Port George, N.S.
116,901	Earl Grey	Lunenburg	Sehr—Glt	1907	Lunenburg, N.S.	91 2	24 7	10 2	96 Freeman Corkum, <i>et al.</i> , Lunenburg, N.S.
111,730	Earlo V. S.	Parrsboro'	Sehr—Glt	1906	Port Greville, N.S.	144 3	34 0	12 1	379 Pugsley's Shipping Ltd., M.O., Eatonville, N.S.
64,711	Early Dawn	Lunenburg	Sehr—Glt	1902	Malone Bay, N.S.	93 2	25 0	9 6	100 John B. Young, Lunenburg, N.S.
74,091	Eastern Clipper	Arichat	Sehr—Glt	1872	Port Hawkesbury, N.S.	45 3	15 7	5 8	26 Cook, H. Bissett, River Bourgoose, N.S.
107,609	Eastern Light	Halifax	Sehr—Glt	1861	Georgetown, P.E.I.	58 5	18 4	6 3	35 M. S. Magrath, East Dover, N.S.
57,445	Echo	Weymouth	Sehr—Glt	1902	Weymouth, N.S.	49 0	17 0	6 0	40 Austin Levi, Grand Manan, N.B.
103,479	Echo	Liverpool	Sehr—Glt	1836	Shedburne, N.S.	48 0	12 9	7 3	34 David Condon and John De Molitor, Halifax, N.S.
75,813	Eclipse	Toronto	Sehr—Glt	1869	Toronto, Ont.	69 0	11 1	5 7	50 Peter Cole, Belleville, Ont.
83,261	Economist	Victoria	Sehr—Glt	1891	Panbaven, Wash., U.S.A.	47 8	13 7	5 7	24 Miss Mary L. Jones, Victoria, B.C.
111,835	Eddie Theriault	Halifax	Sehr—Glt	1877	Port Piswick, N.S.	55 0	19 8	8 0	52 Constant Garnier, Bay St. George, Nfld.
		Digby	Sehr—Glt	1883	Granville, N.S.	36 5	14 3	5 6	14 Jesse Parker, Paul's Harbour, N.S.
		Weymouth	Sehr—Glt	1904	Bollivean's Cove, N.S.	101 0	27 3	10 0	108 F. K. Warren, M.O., Halifax, N.S.

ALPHABETICAL LIST of Canadian Registered Sailing Vessels on Registry Books, &c.—Continued.

LISTE ALPHABÉTIQUE des navires à voiles canadiens inscrits sur les registres, etc.—Suite.

Official Number. Numéro officiel.	Name of Ship. Nom du navire.	Port of Registry Port d'enregistrement.	Rig. Gérement.	Built—Constructé en	Where Built. Lieu de construction.	Length in feet and 10ths. Longueur en pieds et 10 ^{es} .	Breadth in feet and 10ths. Largeur en pieds et 10 ^{es} .	Depth in feet and 10ths. Profondeur en pieds et 10 ^{es} .	Registry Tonnage enregistré.	Owner or Managing Owner, and Address. Armateur ou propriétaire géant, et adresse.
103,053	Eddie C.	Yarmouth	Schr—Glt	1892	Argyle, N.S.	32 0	10 5	5 0	11	Leander Amiro, Pubnico, N.S.
121,791	Eddie C.	Yarmouth	Sloop	1905	Port Clyde, N.S.	30 0	11 0	6 0	10	C. D. Cooke, Port la Tour, N.S.
103,056	Eddie J.	Digby	Schr—Glt	1895	Pubnico, N.S.	49 8	17 0	6 5	23	Willard Outhouse, Tiverton, N.S.
116,205	Eddie James.	Yarmouth	Schr—Glt	1903	Shelburne, N.S.	78 0	22 6	9 0	79	The Yarmouth Trading Co., Limited, Yarmouth, N.S.
121,800	Edessa.	Yarmouth	Sloop	1905	Shelburne, N.S.	38 0	12 2	6 6	15	J. B. Clements, Yarmouth, N.S.
96,376	Edith	Halifax	Sloop	1892	Sable River, N.S.	54 0	17 5	7 4	40	E. J. Walker, Walkerville, N.S.
96,865	Edith	Prescott	Barge—Ctd	1897	Toronto, Ont.	130 0	27 0	11 0	353	The Canada Sugar Refining Co., Ltd., Montreal, Que.
130,585	Edith Adele	Halifax	Schr—Glt	1912	Tancook, N.S.	52 6	14 6	7 6	33	John C. Martin, M.O., Ketch Harbour, N.S.
116,528	Edith F. S.	Yarmouth	Schr—Glt	1905	La Have, N.S.	69 4	21 8	8 5	67	The Yarmouth Trading Co., Ltd., Yarmouth, N.S.
85,633	Edith L.	Digby	Schr—Glt	1883	Westport, N.S.	46 6	12 8	5 2	16	R. W. Ford, Westport, N.S.
112,280	Edith L.	Digby	Schr—Glt	1902	Port Maitland, N.S.	46 6	13 0	6 0	26	Maynard Young, West Dover, N.S.
103,060	Edith M.	Quebec	Schr—Glt	1895	Argyle, N.S.	48 0	15 5	5 3	20	Zoel Jomphe, Seven Islands, Que.
126,391	Edith Marguerite	Lumenburg	Schr—Glt	1909	LaHave, N.S.	95 3	26 0	10 5	95	Freeman Himmelman, M.O., Riverport, N.S.
126,190	Edith Pardy	Shelburne	Schr—Glt	1910	Allendale, N.S.	82 7	24 6	9 4	79	Wm. Forsey, M.O., Grand Bank, Nfld.

SESSIONAL PAPER No. 21b

116,830	Edith Pauline	Barrington	Sloop	1903	Shelburne, N.S.	32 0	11 0	6 0	10	Reuben C. Swim, Clarke's Harbour, N.S.
121,828	Edmond	Montreal	Sloop	1906	Leclercville, Lotbiniere, Que.	75 1	6 6	8 6	68	Edmond Perusse, Leclercville, Lotbiniere, Que.
116,957	Edmund Hall No. 1.	Sarnia	Dredge—Drague	1896	Bay City, U.S.A.	79 0	30 0	7 0	246	The General Construction & Dredging Co., Ltd., Toronto, Ont.
61,606	Edmund Russell	Arichat	Schr—Glt	1871	Isaac's Harbour, N.S.	47 0	15 6	6 0	28	William F. Harris, Cheticamp, N.S.
96,864	Edna	Quebec	Barge—Chd	1897	Montreal, Que.	129 4	28 0	11 2	399	Carbray Son & Co., Ltd., Quebec, Que.
107,075	Edna	St. John, N.B.	Sloop	1898	St. John, N.B.	24 8	7 0	2 3	3	W. H. McIntyre, St. John, N.B.
107,919	Edna Belle	St. Andrews	Sloop	1900	West Isles, N.B.	35 0	12 7	5 2	14	Walter Cheney, Grand Manan, N.B.
126,911	Edna H.	Halifax	Schr—Glt	1910	Tancook, N.S.	47 0	12 9	6 2	17	Bernard Brackett, Herring Cove, N.S.
116,239	Edna L.	Digby	Schr—Glt	1905	Rossway, N.S.	31 5	11 3	5 5	11	K. H. A. Lewis, M.O., Rossway, N.S.
122,370	Edna M.	Yarmouth	Sloop	1907	Sbag Harbour, N.S.	34 0	11 0	6 0	11	William J. Halliday, Sbag Harbour, N.S.
112,238	Edna M. Smith	St. John, N.B.	Bk—Bq	1903	Haryey Bank, N.B.	164 9	35 1	18 0	736	John N. Sauth, et al., Lower Coverdale, N.B.
116,909	Edna May	Parrsboro'	Schr—Glt	1907	Parrsboro', N.S.	64 3	22 0	6 8	62	John Woods, M.O., Parrsboro', N.S.
130,369	Edna R. Hines	Sydney, N.S.	Schr—Glt	1912	Ingonish, N.S.	41 6	12 9	8 0	18	Angus J. Hines, et al., Ingonish, N.S.
112,063	Edna V. Fickels	Annapolis Royal	Schr—Glt	1905	Salmon River, N.S.	154 5	35 0	12 0	389	Joseph N. Perry, M. O., Granville Ferry, N.S.
131,112	Edouard D.	Montreal	Sloop	1903	Notre Dame de Pierreville, Que.	96 5	21 4	5 4	93	George Deschenaux, Notre Dame de Pierreville, Que.
107,897	Edouard Dina	Montreal	Sloop	1899	Notre Dame de Pierreville, Que.	77 8	19 2	5 4	50	Noe Gervais, St. Michel d'Yanaska, Que.
117,103	Edson Fitch	Ottawa	Barge—Chd	1904	Hull, Que.	120 0	24 0	7 9	171	The Ottawa Transportation Co., Ltd., Ottawa, Ont.
103,449	Edward	Ottawa	Barge—Chd	1889	Buckingham, Que.	67 8	15 7	5 0	30	Geo. Bothwell, Buckingham, Que.
126,936	Edward I.	Quebec	Scow—Chd	1906	Toronto, Ont.	103 0	28 2	7 6	193	La Compagnie Générale du Port de Chicoutimi, Chicoutimi, Que.
126,487	Edward II.	Quebec	Scow—Chd	1906	Toronto, Ont.	103 0	28 2	7 6	193	La Compagnie Générale du Port de Chicoutimi, Chicoutimi, Que.
126,438	Edward III.	Quebec	Scow—Chd	1906	Toronto, Ont.	103 0	28 2	7 6	193	La Compagnie Générale du Port de Chicoutimi, Chicoutimi, Que.
126,939	Edward IV.	Quebec	Scow—Chd	1906	Toronto, Ont.	103 0	28 2	7 6	193	La Compagnie Générale du Port de Chicoutimi, Chicoutimi, Que.
126,940	Edward V.	Quebec	Scow—Chd	1906	Toronto, Ont.	103 0	28 2	7 6	193	La Compagnie Générale du Port de Chicoutimi, Chicoutimi, Que.
131,011	Edward VI.	Quebec	Scow—Chd	1906	Toronto, Ont.	103 0	28 2	7 6	193	La Compagnie Générale du Port de Chicoutimi, Chicoutimi, Que.
107,954	Edward Grover	Lamboung	Schr—Glt	1874	Essex, Mass., U.S.A.	79 6	21 6	7 8	69	Wilson Bennett, Channel, Nfld.

ALPHABETICAL LIST of Canadian Registered Sailing Vessels on Registry Books, &c.—Continued

LISTE ALPHABÉTIQUE des navires à voiles canadiens inscrits sur les registres, etc.—Suite.

Official Number. Numéro officiel.	Name of ship. Nom du navire.	Port of Registry. Port d'enregistrement.	Rig. Gréement.	Built—Constructé en	Where Built. Lieu de construction	Length in feet and 10ths. Longueur en pieds et 10es.	Breadth in feet and 10ths. Largeur en pieds et 10es.	Depth in feet and 10ths. Profondeur en pieds et 10es.	Registered Tonnage. Tonnage enregistré.	Owner or Managing Owner, and Address. Armateur ou propriétaire géant, et adresse.
103,114	Edward Morse.....	St. Andrews.....	Schr—Glt.....	1888	Friendship, Me., U.S.A.	56 0	17 6	6 3	32	A. Calder, jr., Campo Bello, N.B.
*116,845	Edward S. Pease.....	Owen Sound.....	Barge—Chd.....	U.S.A.....	160 0	25 6	11 0	338	The Crawford Tug Co., Ltd., Windsor, Ont.
122,439	Edward Bros. No. 2.....	Sault Ste. Marie.....	Dredge—Draque.....	1896	Bay City, Mich., U.S.A.	70 0	25 4	5 8	237	Soo Dredging & Towing Co., Ltd., Sault Ste. Marie, Ont.
117,633	Edwards Bros. No. 3.....	Sault Ste. Marie.....	Dredge—Draque.....	1902	Sault Ste. Marie, Mich., U.S.A.	63 0	22 0	5 4	292	Soo Dredging & Towing Co., Ltd., Sault Ste. Marie, Ont.
103,106	Edwidge.....	Montreal.....	Sloop.....	1894	Yamaska, Que.....	107 2	23 0	9 6	173	Jos. Daneau, Pierreville, Que.
97,680	Edwin A. Grozier.....	Charlottetown.....	Schr—Glt.....	1862	Essex, Mass., U.S.A.....	69 0	19 8	7 4	57	Neil McDougall, Charlottetown, P.E.I.
97,023	Edwina.....	Barrington.....	Schr—Glt.....	1889	Slag Harbour, N.S.....	34 0	11 9	5 3	11	Moses Penny, Cape Island, N.S.
111,715	Elyth.....	Lunenburg.....	Schr—Glt.....	1901	Mahone Bay, N.S.....	120 4	27 2	11 2	198	Abraham Ernst, et al., Mahone Bay, N.S.
103,789	Effie B. Nickerson.....	Sherburne.....	Sloop.....	1898	Sherburne, N.S.....	41 0	17 0	7 3	22	A. Stanley and J. E. Gaskill, Grand Maun, N.B.
111,425	Effie Howard.....	Halifax.....	Schr—Glt.....	1902	Sheet Harbour, N.S.....	58 0	14 6	6 2	24	Edward R. Heather, Pugwash, N.S.
94,670	Effie J. Agnew.....	Charlottetown.....	Schr—Glt.....	1889	St. Mary's N.S.....	53 5	17 0	6 8	36	John Agnew, Alberton, P.E.I.
80,721	Effie Maud.....	Quebec.....	Schr—Glt.....	1879	Métis, Que.....	68 1	20 9	7 5	66	Edmond Tremblay, M. O., Mataam, Que.
100,875	Effie Maud.....	St. John, N.B.....	Schr—Glt.....	1893	Newcastle, N.B.....	62 1	22 0	5 9	62	Fred Gough, St. Martin's, N.B.

* Formerly a steamer. † Formerly "Katie A. Burns."

SESSIONAL PAPER No. 21b

107,735	Effie May	St. John, N.B.	Schr—Glt	1899	Cumberland Bay, N.B.	69 9	24 5	6 5	67 M. Kennie and D. Oliver, Waterborough, N.B.
75,421	Effie Young	Annapolis Royal	Schr—Glt	1877	Granville, N.S.	83 4	24 0	8 5	119 A. Elliott, Port George, N.S.
107,299	Effort	Annapolis Royal	Schr—Glt	1901	Granville, N.S.	73 0	22 7	8 0	63 James E. Ogilvie, Parrsboro', N.S.
92,649	Effort	Wallaceburg	Barge—Chd	1889	Wallaceburg, Ont.	72 8	20 8	4 5	51 Mrs. Marion Ribble, Dresden, Ont.
80,008	Egeria	St. John, N.B.	Bk—Eq	1879	Harvey, N.B.	173 1	35 9	19 5	897 E. E. Hutchings, New York, U.S.A.
	Eight (8)	Montreal	Barge—Chd	1871	Pierreville, Que	93 3	19 0	4 0	99 N. Vigneau, Montreal, Que.
121,730	Eileen	Vancouver	Yawl—Yole	1904	Vancouver, B.C.	23 1	9 0	4 4	8 Walter E. Graveley, Vancouver, B.C.
77,603	Eldon C.	Halifax	Schr—Glt	1878	La Have, N.S.	50 0	17 0	6 5	27 Angus Bowser, Halifax, N.S.
121,861	Eldora	Lanouburg	Schr—Glt	1906	La Have, N.S.	76 6	22 6	9 0	79 Amiel Corkum, M.O., La Have, N.S.
53,816	Electric Flash	Halifax	Schr—Glt	1869	Vegter's Cove, N.S.	67 0	21 0	7 6	53 Mrs. Annie Porriou, Montague Bridge, P.E.I.
112,099	Electro	Lanouburg	Schr—Glt	1902	La Have, N.S.	80 0	23 2	9 2	88 Norman Reinhardt, M.O., La Have, N.S.
107,150	Electron	Vancouver	Scow—Chd	1880	Victoria, B.C.	72 8	26 2	6 0	64 A. R. Bisset and L. Rogers, Vancouver, B.C.
116,605	Elevator Dredge Pioneer	Montreal	Dredge—Drague	1905	Montreal, Que	86 0	31 5	9 2	177 F. Gilbert, Montreal, Que.
126,251	Elia	Chatham, N.B.	Schr—Glt	1898 1908 1908	Unknown Escomnac, N.B. Escomnac, N.B.	32 3	10 8	5 0	11 Peter Richard, Escomnac, N.B.
116,979	Elie Anne	Chatham, N.B.	Schr—Glt	1905	Caracquet, N.B.	40 0	13 2	5 8	17 Joseph Dorion (son of Jules), Caracquet N.B.
88,408	Elihu Burritt	Parrsboro'	Schr—Glt	1858	Gloucester, Mass., U.S.A.	63 6	18 6	7 0	50 J. W. Spicer, Spencer's Island, N.S.
73,012	Elisa	Quebec	Barge—Chd	1875	St. Jean Deschailions, Que.	82 7	21 5	6 4	81 Gedeon Goyer, Montreal, Que.
103,109	Eliso	Montreal	Sloop	1891	St. Thomas, Que.	130 2	29 3	11 4	321 J. Abbottes, Montreal, Que.
92,465	Elisla Crowell	Halifax	Schr—Glt	1869	Essex, Mass., U.S.A.	72 5	29 9	7 7	69 S. R. Gilin, Isaac's Harbour, N.S.
103,590	Eliza	Chatham, N.B.	Schr—Glt	1896	Caracquet, N.B.	38 0	13 1	4 8	13 Robin, Jones & Whitman, Ltd., Halifax, N.S.
100,293	Eliza	Chatham, N.B.	Schr—Glt	1891	Shippigan, N.B.	37 6	13 6	5 0	15 Mrs. Sarah Young and F. T. B. Young, J.O., Caracquet, N.B.
71,616	Eliza	Montreal	Sloop	1873	Yamaska, Que.	107 0	22 6	7 2	117 Pacific Plante, Sorel, Que.
71,138	Eliza Allan	Port Dover	Schr—Glt	1875	Port Dover, Ont.	84 6	21 1	7 7	110 Ed. Harris, Port Dover, Ont.
59,391	Eliza Ann	St. Andrews	Schr—Glt	1877	Grand Manan, N.B.	31 2	12 0	5 0	12 John Wills, Grand Manan, N.B.
103,536	Eliza C	Halifax	Schr—Glt	1896	Cheatecook, N.S.	45 4	14 6	5 3	17 D. E. Conrod, M.O., Cheatecook, N.S.

ALPHABETICAL LIST of Canadian Registered Sailing Vessels on Registry Books, &c.—Continued.

LISTE ALPHABÉTIQUE des navires à voiles canadiens inscrits sur les registres, etc.—Suite.

Official Number. Numéro officiel.	Name of Ship. Nom du navire.	Port of Registry. Port d'enregistrement.	Rig. Grément.	Built—Construct en	Where Built. Lieu de construction.	Length in feet and 10ths. Longueur en pieds et 10 ^{es} .	Breadth in feet and 10ths. Largeur en pieds et 10 ^{es} .	Depth in feet and 10ths. Profondeur en pieds et 10 ^{es} .	Registered Tonnage. Tonnage enregistré.	Owner or Managing Owner, and Address. Armateur ou propriétaire gérant, et adresse.
.....	Eliza Fisher	Port Hope	Schr—Glt	1897	Portsmouth, U.S.A.....	94 2	24 4	9 3	137	R. C. Smith, Port Hope, Ont.
116,821	Eliza Goreham.....	Barrington	Schr—Glt	1904	Port Clyde, N.S.....	83 3	22 6	8 2	79	Charles A. Goreham, et al., Wood's Harbour, N.S.
90,557	Eliza White.....	Kingston.....	Schr—Glt	1897 1887	Port Burwell, Ont.....	93 0	23 3	8 3	106	P. McManus, Picton, Ont.
111,622	Elizabeth	Digby.....	Sloop	1900	Comeauville, N.S.....	36 5	14 0	7 0	21	E. C. Comeau, et al., Comeauville, N.S.
51,791	Elizabeth	Liverpool	Schr—Glt	1866	Port Mouton, N.S.....	40 0	14 8	6 5	20	John Campbell, Liverpool, N.S.
59,909	Elizabeth	Quebec	Schr—Glt	1869	Malbaie, Que.....	50 0	15 0	5 7	27	J. Caron, Macider, Que.
103,325	Elizabeth Ann.....	Port Hawkesbury.....	Schr—Glt	1899	Cheticamp, N.S.....	34 6	11 3	5 5	11	David Bourgeois, Cheticamp, N.S.
126,307	Elizabeth D.....	Yarmouth	Schr—Glt	1911	Meteghan, N.S.....	83 0	22 0	7 8	79	S. D. D'Entrement, M.O., Pubnico, N.S.
131,213	Elizabeth Donovan.....	Sydney, N.S.....	Schr—Glt	1912	Ingonish, N.S.....	41 0	12 6	8 0	11	William T. Donovan, Ingonish, N.S.
88,503	Elizabeth Nash.....	Sydney, N.S.....	Schr—Glt	1883	George's River, N.S.....	50 0	18 8	7 2	36	J. H. Christie, Little Bras d'Or, N.S.
83,308	Ella.....	Liverpool	Schr—Glt	1879	Brooklyn, N.S.....	33 5	10 6	4 5	10	J. C. Hanson, Mahone Bay, N.S.
90,481	Ella D.....	Halifax	Schr—Glt	1884	Pleasantville, N.S.....	49 6	17 6	6 8	32	J. L. Oxner et al., Chester Basin, N.S.
115,872	Ella M.....	St. Catharines.....	Dredge—Drague	1904	Welland, Ont.....	101 0	37 0	9 2	384	M. J. Hogan, Montreal, Que.
130,504	Ella M. Rudolph	Shelburne	Schr—Glt	1912	Allendale, N.S.....	66 2	18 9	8 2	54	William MacMillan, et al., Lockport, N.S.

SESSIONAL PAPER No. 21b

130,608	Ella M. Young	Lunenburg	Sehr—Glt	1910	Tancook, N.S.	42 4	16 8	5 4	12	Maynard Young, Dover, N.S.
90,882	Ella Mabel	St. Andrews	Sehr—Glt	1880	St. George, N.B.	34 6	12 4	7 0	14	Alec. Calder, jr, Campo Bello, N.B.
121,994	Ella Mason	Lunenburg	Sehr—Glt	1906	Lunenburg, N.S.	74 2	22 4	8 7	74	Jeffery W. Publicover, M.O., Dublin Shore, N.S.
90,712	Ella May	Halifax	Sehr—Glt	1885	Chester, N.S.	40 2	14 7	6 3	19	Chas. Cook, Isaac's Harbour, N.S.
122,424	Ella May	Halifax	Sehr—Glt	1907	Allendale, N.S.	69 9	19 0	8 7	57	Arthur Bontlier, Halifax, N.S.
80,832	Ella May	Lunenburg	Sehr—Glt	1880	West Dublin, N.S.	37 0	12 1	5 4	16	Chas. Tufes, Dartmouth, N.S.
103,328	Ella May	Port Hawkesbury	Sehr—Glt	1900	Steep Creek, N.S.	54 0	14 8	7 5	34	Hibbert Carr, Steep Creek, N.S.
107,312	Ella S.	Halifax	Sehr—Glt	1893	Spy Bay, N.S.	31 2	8 8	5 4	10	James Clawson, Pope's Harbour, N.S.
72,060	Ellen Mary	Shelburne	Sehr—Glt	1878 (1891)	Cheticamp, N.S.	61 9	18 3	6 9	46	E. H. and King Perry, North East Harbour, N.S.
90,726	Ellen Maud	Halifax	Sehr—Glt	1887	Malomo Bay, N.S.	40 4	13 9	6 0	16	Richard Drew, Terrance Bay, N.S.
107,343	Ellen E.	Barrington	Sehr—Glt	1901	Palonico, N.S.	44 2	15 5	5 4	20	Charles H. Swain, Port La Tour, N.S.
74,074	Ellie	Halifax	Sehr—Glt	1876	West Dublin, N.S.	84 0	24 0	9 7	96	The Port Hood Coal Co., Ltd., Halifax, N.S.
116,521	Ellwood	Sydney, N.S.	Sehr—Glt	1905	Lunenburg, N.S.	48 5	13 5	6 1	16	Daniel Gillis, Sydney, N.S.
107,637	Ellwood	New Westminster	Barge—Chd	1898	Seattle, Wash., U.S.A.	28 0	8 0	3 0	5	Thos. H. Worsnop, Adin, B.C.
77,740	Elmar	Digby	Sehr—Glt	1879	Beaver River, N.S.	41 4	14 0	5 4	15	John W. Snow, Granville, N.S.
85,465	Elmire	Quebec	Sehr—Glt	1883	Anso St. Jean, Que.	57 6	20 0	7 8	49	Leuis Lessard, Quebec, Que.
100,189	Elmie	Montreal	Sloop	1889	Boston, Mass., U.S.A.	20 4	6 8	1 9	1	Robt. C. Nelles, Montreal, Que.
83,205	Elmie	Windsor, N.S.	Sehr—Glt	1881	Parson's, N.S.	34 9	13 4	4 9	10	Andrew Miller, St. John, N.B.
111,623	Elmie F.	Lunenburg	Sehr—Glt	1900	Chester Basin, N.S.	66 2	20 6	8 4	63	James Freida, Chester, N.S.
130,827	Elmie L. Corkum	Lunenburg	Sehr—Glt	1911	LaHave, N.S.	101 5	26 0	10 6	97	Harold Corkum, M.O., LaHave, N.S.
122,318	Elmie M. Walters	Lunenburg	Sehr—Glt	1908	Lunenburg, N.S.	94 2	24 7	10 2	97	W. Norman Reinhardt, M.O., LaHave, N.S.
130,819	Elmie Porter	Lunenburg	Sehr—Glt	1911	LaHave, N.S.	109 2	26 0	10 8	100	Normand Reinhardt, M.O., LaHave, N.S.
103,785	Elva	Shelburne	Sehr—Glt	1897	Shelburne, N.S.	98 0	24 0	9 0	119	Eli. A. Dumphry, Shelburne, N.S.
122,470	Elva Belle	Yarmouth	Sloop	1906	Clyde, N.S.	32 0	11 2	6 0	11	Elam Thomas, M.O., Cape Negro, N.S.
126,116	Elva Blanche	Lunenburg	Sehr—Glt	1908	Malomo Bay, N.S.	93 8	25 0	9 3	79	Abraham Ernst, M.O., Malome Bay, N.S.

ALPHABETICAL LIST of Canadian Registered Sailing Vessels on Registry Books, &c.—Continued.

LISTE ALPHABÉTIQUE des navires à voiles canadiens inscrits sur les registres, etc.—Suite.

Official Number. Numéro officiel.	Name of Ship. Nom du navire.	Port of Registry. Port d'enregistrement.	Rig. Gréement.	Built— Construit en	Where Built. Lieu de construction.	Length in feet and 10ths. Longueur en pieds et 10es.	Breadth in feet and 10ths. Largeur en pieds et 10es.	Depth in feet and 10ths. Profondeur en pieds et 10es.	Registered Tonnage. Tonnage enregistré.	Owner or Managing Owner, and Address. Armateur ou propriétaire gérant, et adresse.
112,262	Elzear	Montreal	Sloop	1902	Yamaska, Que.	86 0	22 0	5 8	82	Delphis Millette, Sorel, Que.
107,718	Emblem	Vancouver	Scow—Chd	1896	Ladner, B.C.	41 5	12 0	2 7	10	Pacific Coast Packing Co., Ltd., Vancouver, B.C.
80,729	Emelia	Quebec	Schr—Glt	1880	St. Irénée, Que.	44 5	16 5	5 9	25	David Toussaint, St. Jean Port Joli, Que.
53,819	Emelia	Quebec	Schr—Glt	1864	Lothinière, Que.	63 8	20 0	6 5	47	Eugène Singelet, Les Escoumains, Que.
107,372	Emerald	Sydney, N.S.	Schr—Glt	1899	Asty Bay, N.S.	44 5	13 7	5 3	15	John Buchanan, St. Ann's, C.B., N.S.
130,986	Emerenceine	Chatham, N.B.	Schr—Glt	1912	Lameque, N.B.	37 6	13 5	6 0	17	Theophile Noel, Lameque, N.B.
103,246	Emerillon	Montreal	Sloop	1894	St. Thomas, Que.	90 1	21 4	5 2	84	A. Gervais, St. Michel d'Yamaska, Que.
116,446	Emerson Faye	Digby	Schr—Glt	1904	Shelburne, N.S.	66 0	18 4	7 8	47	Milton Hains and Edwin Hains, Freeport, N.S.
88,293	Emery	Quebec	Barge—Chd	1884	St. Ours, Que.	99 5	21 8	6 5	97	F. Paul, St. Pierre de Sorel, Que.
100,801	Emigrant	Victoria	Scow—Chd	1890	Port Discovery, Wash., U.S.A.	82 0	24 8	5 0	78	Wm. J. Macaulay, Victoria, B.C.
103,150	Emile Vézina	Quebec	Sloop	1894	Isle aux Grues, Que.	53 2	19 6	4 4	3	Emilien Vézina, Isle aux Grues, Que.
122,584	Emilien Burke	Yarmouth	Schr—Glt	1909	Yarmouth, N.S.	81 0	22 4	9 5	90	Henry Lewis, M.O., Yarmouth, N.S.
111,680	Emily	Parrsboro'	Schr—Glt	1902	Spencer's Island, N.S.	64 6	23 1	6 5	59	Thomas Antle, et al., Parrsboro, N.S.
94,844	Emily	Windsor, Ont.	Scow—Chd	1890	Belle River, Ont.	62 4	15 1	3 0	29	E. Parent, Belle River, Ont.

SESSIONAL PAPER No. 21b

116,854	Emily Anderson	Maitland	Schr—Glt	1906	Lower Selmah, N.S.	118	4	30	6	10	0	218	William Anthony, Maitland, N.S.
121,657	Emily C.	Yarmouth	Sloop	1905	Meteghan, N.S.	33	0	10	4	6	0	11	N. Comeau, Meteghan, N.S.
103,492	Emily L.	Lunenburg	Schr—Glt	1895	Mahone Bay, N.S.	35	8	11	2	4	5	10	John F. Ryan, Halifax, N.S.
121,817	Emily R.	Digby	Schr—Glt	1908	Meteghan River, N.S.	55	0	16	1	6	6	30	Elisée J. Robicheaud, Meteghan River, N.S.
96,723	Emma	Chatham, N.B.	Schr—Glt	1889	Shippigan, N.B.	36	5	13	0	5	0	15	Sebastian Noël, Shippigan, N.B.
92,585	Emma	Gaspé	Schr—Glt	1890	Sydenham, Gaspé, Que.	39	5	13	1	5	5	19	Sydney Des Brisay, Petit Rocher, N.B.
	Emma	Montreal	Barge—Chd	1864	Yamaska, Que.	87	8	22	3	5	6	81	Moise Lamirande, St. Thomas, Que.
85,776	Emma	Montreal	Sloop	1883	Lachine, Que.	96	0	19	0	6	4	99	P. St. Denis, Lachine, Que.
105,988	Emma	Quebec	Schr—Glt	1897	Berthier, Que.	36	0	12	4	5	0	13	Jos. Bilodeau, Berthier, Que.
111,493	Emma	Quebec	Schr—Glt	1900	Mille Vaches, Que.	62	2	20	4	6	6	53	Charles Gagnon, St. Siméon, Que.
92,516	Emma	St. Andrews	Schr—Glt	1873	Essex, Mass., U.S.A.	47	0	13	3	5	0	22	Walter Calder, Campo Bello, N.B.
121,684	Emma B.	Yarmouth	Sloop	1905	Cape Island, N.S.	31	0	10	6	6	0	10	Walter S. Ross, Cape Island, N.S.
103,542	Emma Brow	Halifax	Schr—Glt	1896	Harbour au Bouche, N.S.	43	0	13	4	6	4	17	F. Fougere, Harbour au Bouche, N.S.
79,913	Emma C.	Annapolis Royal	Schr—Glt	1883	Dorchester, N.B.	76	7	25	1	8	3	100	Isaac Hutchison, Brighton, N.S.
107,604	Emma D.	Weymouth	Schr—Glt	1900	Mavilotte, N.S.	42	0	13	3	6	0	20	Frank S. Doucett, Cape St. Mary, N.S.
57,476	Emma E. Potter	Annapolis Royal	Schr—Glt	1870 } 1894 }	Clements, N.S.	93	6	24	5	8	0	98	Charles I. Stronach, et al., Clements-Port, N.S.
71,357	Emma Gidney	Halifax	Schr—Glt	1876	Mink Cove, N.S.	61	0	18	5	7	5	48	J. P. Savage, Anherst, Magdalen Islands, Que.
121,992	Emma H.	Victoria	Schr—Glt	1906	Mahone Bay, N.S.	73	0	22	7	8	3	71	The Canadian Fishing Co., Ltd., Vancouver, B.C.
117,054	Emma Jane	Canso	Schr—Glt	1906	White Haven, N.S.	38	0	13	3	7	0	16	John L. George, White Haven, N.S.
83,083	Emma Proctor	Port Hawkesbury	Schr—Glt	1881 } 1862 } 1888 }	Port Hawkesbury, N.S.	58	0	20	9	7	8	41	Alex. F. Cameron, Sherbrooke, N.S.
59,382	Emma T. Story	St. John, N.B.	Schr—Glt	1907	St. Jéréme, Que.	121	6	32	0	7	7	249	The Kaime & Bird Transportation Co., Ltd., Quebec, Que.
122,259	Emmet	Quebec	Barge—Chd	1906	Clarke's Harbour, N.S.	31	0	11	0	6	0	10	Vincent Nickerson, Cape Island, N.S.
121,909	Emmie G.	Barrington	Sloop	1872	St. Francois, Que.	96	5	22	6	6	1	95	L. Turcotte, St. Michel d'Yamaska, Que.
74,211	Empereur du Fleuve	Montreal	Sloop	1892	Caracnet, N.B.	36	3	12	7	4	4	10	T. Athier, Shippigan, N.B.

ALPHABETICAL LIST of Canadian Registered Sailing Vessels on Registry Books, &c.—Continued

LISTE ALPHABÉTIQUE des navires à voiles canadiens inscrits sur les registres, etc.—Suite.

Official Number. Numéro officiel.	Name of Ship. Nom du navire.	Port of Registry. Port d'inscription.	Rig. Gréement.	Built—Constructé en	Where Built. Lieu de construction.	Length in feet and 10ths. Longueur en pieds et 10 ^{es} .	Breadth in feet and 10ths. Largeur en pieds et 10 ^{es} .	Depth in feet and 10ths. Profondeur en pieds et 10 ^{es} .	Registered Tonnage. Tonnage enregistré.	Owner or Managing Owner, and Address. Armateur ou propriétaire gérant et adresse.
116,390	Empire.....	Port Arthur.....	Barge—Chd.....	1906	Collingwood, Ont.....	160 0	40 0	12 0	768	The Canadian Towing & Wrecking Co., Ltd., Port Arthur, Ont.
75,569	Empress.....	Arichat.....	Schr—Glt.....	1877	La Have, N.S.....	60 0	20 0	7 6	47	Simon Poirier, Descouse, N.S.
107,761	Empress.....	Charlottetown.....	Schr—Glt.....	1901	Montague, P. E. I.	118 0	30 8	12 6	335	Warren Wightman, Montague, P. E. I.
100,786	Empress.....	Chatham, N.B.....	Schr—Glt.....	1888	Caraque, N. E.....	38 0	12 9	4 8	12	Mrs. Sarah Young and F. T. B. Young, J. O., Caraque, N. E.
72,576	Empress.....	Kingston.....	Sloop.....	1876	Seely's Bay, Ont.....	84 0	19 3	5 3	62	James Dolherly, Belleville, Ont.
112,433	Empress.....	Shelburne.....	Sloop.....	1897	Sedgewick, Me, U. S. A.	28 0	12 0	5 1	8	A. H. Perry, Black Point, N. S.
122,235	Eua A.....	Barrington.....	Sloop.....	1907	Clarke's Harbour, N. S.	35 5	12 0	6 0	12	W. S. Leaman and R. Hiltz, Port Medway, N. S.
111,513	Eua & Elsie.....	St. John, N. B.....	Sloop.....	1897	Grand Manan, N. B.	36 9	14 0	5 2	13	J. A. Doon and Geo. Gardner, J. O., St. Andrews, N. B.
83,202	Enchantress.....	Digby.....	Schr—Glt.....	1881	Cornwallis, N. S.....	34 6	12 0	5 2	10	H. B. Short, et al., Digby, N. S.
126,681	Eneau.....	Montreal.....	Sloop.....	1902	Notre Dame de Pierreville, Que.	108 9	23 2	7 3	145	Victor Charland, St. Jean Deschail Ion, Que.
.....	Energy.....	Montreal.....	Barge—Chd.....	1872	Montreal, Que.....	109 0	23 2	9 3	194	J. T. Scanlan, Montreal, Que.
92,425	England.....	Quebec.....	Barge—Chd.....	1863	Brookville, Ont.....	148 0	28 0	9 6	319	The Kaine & Bird Transportation Co., Ltd., Quebec, Que.
126,181	Emid Hazel.....	Barrington.....	Schr—Glt.....	1909	St. Alexis, Que.....	52 0	18 0	6 7	31	Rowland Forbes, et al., Forbes Point, N. S.
94,735	Ensenada.....	Windsor, N. S.....	Bktn—Bkgt.....	1889	South Maitland, N. S.	196 0	37 0	19 1	959	Henry J. Lewis, Sydney, N. S.

SESSIONAL PAPER No. 21b

94,659	Enterprise	Lunenburg	Schr—Glt	1888	LaHave, N.S.	74 4	23 2	8 9	70	Geo. W. McKay, Summerside, P. E. I.
122,467	Enterprise	Yarmouth	Sloop	1906	Cape Island, N.S.	30 0	11 0	6 0	10	David O. Gardner, M.O., Port La Tour, N.S.
107,414	Ephraim	Montreal	Barge—Chd	1899	Yamaska, Que.	104 3	22 8	8 3	144	Joseph Bertrand, Chaauplain, Que.
112,103	Erema H.	Halifax	Schr—Glt	1902	Mahone Bay, N.S.	73 6	22 2	8 8	71	Samuel Harris, Grand Bank, Nfld.
64,941	Erie	Quebec	Barge—Chd	1871	Quebec, Que.	123 5	21 8	9 3	207	W. W. Tate, Montreal, Que.
77,816	Eric Queen	Port Rowan	Schr—Glt	1874	Port Rowan, Ont.	115 0	23 6	10 2	217	James O'Guy, et al., Oshawa, Ont.
111,484	Ernyathude	Halifax	Schr—Glt	1902	Shebaune, N.S.	57 0	17 4	7 6	36	Archibald Darrach, Herring Cove, N.S.
100,581	Ernest	Montreal	Barge—Chd	1882	Pierreville, Que.	168 2	23 0	7 8	109	E. Dancan, Pierreville, Que.
126,344	Ernie G. Mildred	Barrington	Sloop	1908	Port Clyde, N.S.	28 5	11 9	5 2	10	Jedro Goodrich, Sand Point, N.S.
103,776	Esk	Chatham, N.B.	Schr—Glt	1897	Caracquet, N.B.	40 0	13 3	5 0	14	Mrs. Sarah Young and F. T. B. Young, J.O., Caracquet, N.B.
126,591	Eskimo	Parrishoro'	Schr—Glt	1909	Apple River, N.S.	79 2	27 6	6 8	99	Charles T. White & Son, Ltd., East Apple River, N.S.
61,446	Esperance	Chatham, N.B.	Schr—Glt	1871	Shippigan, N.B.	31 8	11 4	4 1	10	Thos. Abier, Shippigan, N.B.
88,638	Essie C.	St. John, N.B.	Schr—Glt	1885	Jemseg, N.B.	71 7	26 0	6 5	73	Jno. E. Moore, St. John, N.B.
121,809	Estella	Yarmouth	Sloop	1905	Tusket Wedge, N.S.	35 0	11 2	6 0	11	N. Pothier, Tusket Wedge, N.S.
100,772	Estelle	Chatham, N.B.	Schr—Glt	1892	Caracquet, N.B.	37 1	13 5	5 0	13	P. Rive, Caracquet, N.B.
80,748	Estelle	Quebec	Schr—Glt	1880	Sault-au-Mouton, Que.	75 0	25 5	8 1	90	Donat Thierien, fils, M.O., Tadoussac, Que.
117,111	Etha May	Halifax	Schr—Glt	1905	Dover, N.S.	41 2	11 5	5 2	11	G. Johnson, Dover, N.S.
116,347	Ethel	Arichat	Schr—Glt	1896	Canso, N.S.	36 3	10 4	6 0	11	F. B. Saunders, Canso, N.S.
100,787	Ethel	Chatham, N.B.	Schr—Glt	1891	Caracquet, N.B.	38 6	12 8	4 5	11	Mrs. Sarah Young and F. T. B. Young, J.O., Caracquet, N.B.
107,473	Ethel	Digby	Schr—Glt	1889	White Cove, N.S.	46 0	15 7	6 1	22	Benjamin Hatfield, Advocate Har- bour, N.S.
112,087	Ethel	Lunenburg	Schr—Glt	1902	Petite Riviere, N.S.	93 2	24 6	9 4	99	W. N. Reinhardt, et al., La Have, N.S.
96,863	Ethel	Montreal	Barge—Chd	{ 1897 1910	{ Toronto, Ont. Kingston, Ont.	{ 158 0 }	27 9	11 0	399	The Montreal Transportation Co., Ltd., Montreal, Que.
103,113	Ethel	St. Andrews	Schr—Glt	1881	Pubnico, N.S.	30 0	11 0	5 0	10	W. J. Galbraith, Lepreau, N.B.
94,705	Ethel Clarke	Digby	Bktn—Bkgt	1891	Bear River, N.S.	142 3	32 0	12 2	397	W. G. Clarke, et al., Bear River, N.S.
112,286	Ethel M.	St. John, N.B.	Sloop	1901	St. John, N.B.	24 3	9 8	3 0	5	Walter Logan, St. John, N.B.

ALPHABETICAL LIST of Canadian Registered Sailing Vessels on Registry Books, &c.—Continued.

LISTE ALPHABÉTIQUE des navires à voiles canadiens inscrits sur les registres, etc.—Suite.

Official Number. Numéro officiel.	Name of Ship. Nom du navire.	Port of Registry. Port d'enregistrement.	Rig. Gréement.	Built—Constructé en	Where Built. Lieu de construction.	Length in feet and 10ths. Longueur en pieds et 10es.	Breadth in feet and 10ths. Largeur en pieds et 10es.	Depth in feet and 10ths. Profondeur en pieds et 10es.	Registered Tonnage. Tonnage enregistré.	Owner or Managing Owner, and Address. Armateur ou propriétaire gérant, et adresse.
130,565	Ethel M.G.	Lunenburg	Schr—Glt	1909	Tancook, N.S.	41 0	10 3	5 3	11	Arthur Johnson, M.O., Indian Harbour, N.S.
*103,261	Ethel McLeod	St. John, N.B.	Schr—Glt	1896	Long Beach, N.B.	76 2	26 4	7 4	96	Charles E. Brewster, Harvey, N.B.
107,475	Ethel May	Digby	Sloop	1899	Parker's Cove, N.S.	33 0	12 7	6 0	16	George E. Corbett, Annapolis Royal, N.S.
121,688	Ethel May	Yarmouth	Sloop	1904	Clarke's Harbour, N.S.	33 0	11 4	6 0	10	S. Messenger, Cape Island, N.S.
122,533	Ethel R.	St. Andrews	Sloop	1902	St. George, N.B.	26 0	11 7	6 0	12	Clarence M. Richardson, Grand Manan, N.B.
107,793	Ethel & Carrie	St. John, N.B.	Schr—Glt	1896	St. John, N.B.	39 8	14 0	6 2	15	Albert Wooster, Grand Harbour, Grand Manan, N.B.
100,436	Ethyl B. Sumner	Moncton	Schr—Glt	1901	Harvey, N.B.	136 9	33 0	12 1	353	F. W. Sumner, Moncton, N.B.
96,788	Etienne	Halifax	Sloop	1888	Halifax, N.S.	28 3	9 0	3 7	4	John E. Butler, Halifax, N.S.
100,353	Etna	Quebec	Sloop	1886	St. Michel, Que.	37 6	13 8	5 0	14	Joseph Bergeron, Les Eboulements, Que.
103,251	Etoile	Montreal	Sloop	1894	St. Thomas, Que.	83 6	21 4	4 8	61	Alphonse Desrochers, Sorel, Que.
75,757	Etta	Yarmouth	Schr—Glt	1879	Brookville, N.S.	44 0	14 5	5 5	17	J. C. Webber, Westport, N.S.
111,527	Etta H.	Digby	Schr—Glt	1901	Port Maitland, N.S.	33 0	10 2	5 9	10	Warren C. and George Justason, Blacks Harbour, N.B.
122,137	Etta M.	Yarmouth	Sloop	1905	Barrington, N.S.	30 0	10 6	6 0	10	Clifford Kendrick, Shag Harbour, N.S.

* Formerly "Rowena."

SESSIONAL PAPER No. 21b

121,796	Etta N.	Yarmouth	Sloop	1904	Cape Island, N.S.	31 0	11 4	6 0	10 J. G. Newell, Cape Island, N.S.
103,795	Etta Vaughan	Shelburne	Schr—Glt	1899	Shelburne, N. S.	83 0	23 6	9 4	98 B. P. Thorbourn, M.O., Sand Point, N.S.
85,372	Eudora	Halifax	Bk—Bq	1882	Maccan, N.S.	185 4	38 9	22 3	1110 George O'Brien, Maccan, N.S.
80,684	Eugène Demers	Montreal	Sloop	1881	Gentilly, Que	99 8	24 2	8 9	159 C. Labrecque, Lanoraie, Que.
80,754	Eugénie	Quebec	Schr—Glt	1880	Esquimaux Point, Que.	62 0	19 5	8 0	48 Henri Bonliane, Tadoussac, Que.
107,356	Eulalie C.	Sydney	Schr—Glt	1897	North Sydney, N.S.	31 3	12 1	4 8	6 John Leonard, Main-à-Dieu, N.S.
112,310	Eureka	St. Andrews	Sloop	1901	Grand Manan, N.B.	33 4	13 0	5 5	14 L. C. Guphill, Grand Manan, N.B.
121,944	Eureka	Sorel	Sloop	1907	Yamaska, Que	106 0	23 2	6 9	104 Ludger Yargeau, Pierreville, Que.
90,708	Eurette King	St. Catharines	Scow—Chd.	1887	Welland, Ont.	110 9	23 2	6 6	130 Allan J. Holloway, Toronto, Ont.
80,672	Eva	Montreal	Barge—Chd	1881	Yamaska, Que	106 0	22 6	7 0	154 Canadian Forwarding & Export Co., Ltd., Montreal, Que.
97,036	Eva	Yarmouth	Schr—Glt	1891	Tusket, N.S.	35 4	11 9	4 7	10 Gabriel Bourke, Tusket, N.S.
122,572	Eva	Yarmouth	Sloop	1907	Pubnico, N.S.	33 0	13 0	6 8	12 Thomas Amiro, M.O., Pubnico, N.S.
125,369	Eva C	Parrsboro	Schr—Glt	1909	Port Greville, N.S.	126 5	31 0	10 6	250 G. Melville Cochrane, M.O., Fox River, N.S.
122,461	Eva E.	Yarmouth	Sloop	1906	Cape Island, N.S.	30 0	10 6	6 0	10 Aaron Allen, Yarmouth, N.S.
130,687	Eva, E. L.	Lanenburg	Schr—Glt	1904	Little Tancook, N.S.	39 6	10 2	5 4	11 Leslie Awalt, Bayswater, N.S.
116,518	Eva June	Lunenburg	Schr—Glt	1904	Lunenburg, N.S.	94 6	25 0	10 0	93 A. Corkum, M.O., La Have, N.S.
85,731	Eva L. H.	Shelburne	Schr—Glt	1883	Mahone Bay, N. S.	65 2	22 0	8 2	62 Bradford P. Thorbourn, M.O., Sand Point, N.S.
121,901	Eva M.	Barrington	Sloop	1905	Clarke's Harbour, N.S.	30 0	11 9	6 0	11 Eldridge Hagat, et al., Red Head, N.S.
96,785	Eva M. B.	Halifax	Schr—Glt	1890	Chezecook, N.S.	55 4	19 9	8 0	45 Ralph McKenzie, M.O., Jordan River, N.S.
126,480	Eva M. D.	Halifax	Schr—Glt	1910	Shelburne, N.S.	63 0	18 0	7 4	39 Edward V., James L. and John Paul Dempsey, Herring Cove, N.S.
*88,370	Eva Marie	Victoria	Schr—Glt	1884	Victoria, B.C.	108 0	18 4	6 7	77 Victor Jacobsen, Victoria, B.C.
116,348	Eva May	Arichat	Schr—Glt	1903	St. Peter's, N.S.	37 5	11 6	5 0	11 Thomas Bendrot and James LeBlanc, J.O., Petit de Grat, N.S.
†90,432	Eva May	Charlottetown	Schr—Glt	1901	Summerside, P.E.I.	76 7	21 3	9 0	69 W. L. Dean and Neil Stewart, Charlottetown, P.E.I.
90,644	Eva Mc.	Yarmouth	Schr—Glt	1885	Argyle, N.S.	44 6	14 5	5 5	19 Thos. E. Nickerson, Pubnico, N.S.

* Formerly "Rainbow" and steamer "Teaser." † Formerly "Howard L." Foreign name "I. H. Nickerson."

ALPHABETICAL List of Canadian Registered Sailing Vessels on Registry Books, &c.—Continued.

LISTE ALPHABÉTIQUE des navires à voiles canadiens inscrits sur les registres, etc.—Suite.

Official Number. Numéro officiel.	Name of Ship. Nom du navire.	Port of Registry. Port d'enregistrement.	Rig. Gréement.	Built— Construit en	Where Built. Lieu de construction.	Length in feet and 10ths. Longueur en pieds et 10 ^{es} .	Breadth in feet and 10ths. Largeur en pieds et 10 ^{es} .	Depth in feet and 10ths. Pondéur en pieds et 10 ^{es} .	Registered tonnage. Tonnage enregistré.	Owner or Managing Owner, and Address. Armateur ou propriétaire gérant, et adresse.
126,345	Eva S.	Barrington	Sloop	1910	Clarke's Harbour, N.S.	34 5	11 0	5 8	10	Gabriel R. Swim, Clarke's Harbour, N.S.
100,705	Evadne.	Pictou, N. S.	Schr—Glt	1900	River John, N.S.	129 2	34 0	12 1	361	William J. Pinder, Nassau, Bahamas, B.W.I.
117,048	Evangeline	Barrington	Sloop	1905	Clarke's Harbour, N.S.	30 0	11 8	6 7	11	Foster Crowell, Clarke's Harbour, N.S.
92,417	Evangeline.	Chatham, N. B.	Schr—Glt	1889	Tracadie, N.B.	33*8	11 4	5 0	11	Wm. Fruing & Co., Ltd., Jersey.
100,905	Evangeline.	Chatham, N. B.	Schr—Glt	1892	Carsquet, N.B.	36 0	12 3	4 4	10	Fenton Carroll, M.O., Chatham, N.B.
122,058	Evangeline.	Chatham, N. B.	Schr—Glt	1907	New Bandon, N. B.	33 8	11 5	10 2	10	Vilas Frigault, New Bandon, N.B.
92,554	Evangeline.	Halifax.	Schr—Glt	1885	Chezcook, N.S.	42 5	15 8	6 3	23	John A. Neville, Halifax, N.S.
116,575	Evangeline.	St. Andrews.	Sloop	1903	Shelburne, N.S.	37 0	13 3	5 6	15	Arthur Green, Grand Manan, N.B.
122,115	Evangeline	Sydney, N.S.	Sloop	1906	Ingonish, N.S.	33 6	11 9	5 3	10	John G. Hines, M.O., Ingonish, N.S.
112,281	Eveline.	Digby	Schr—Glt	1902	Meteghan, N.S.	40 0	13 7	7 0	23	H. D. Merriam, Port Greville, N.S.
103,064	Eveline.	Yarmouth	Schr—Glt	1895	Morris Island, N.S.	32 4	10 8	4 4	8	T. Moulison, Yarmouth, N.S.
.....	Evelyn	Kingston	Schr—Glt	1867	Storrington, Ont.	90 1	22 2	5 7	97	Wm. Myles, Kingston, Ont.
112,005	Evelyn.	Parrboro.	Schr—Glt	1907	Granville, N.S.	142 6	30 9	11 5	287	Frank W. Pickels, M.O., Annapolis Royal, N.S.
66,987	Evelyn	St. John, N. B.	Schr—Glt	1874	Salmon Bay, N.B.	72 8	21 4	6 8	70	John Henry Potter, Canning, N.S.

SESSIONAL PAPER No. 21b

126,814	Evelyn V. Miller.....	Lunenburg.....	Schr—Glt.....	1910	Mahone Bay, N.S.....	109 0	26 0	11 2	991	Henry W. Adams, M.O., Lunenburg, N.S.
*86,540	Everett G. Griggs.....	Victoria.....	Bktn—Bkgt.....	1883	Belfast, Ireland.....	308 2	42 9	25 1	2351	The Everett G. Griggs Ship Company, Ltd., Victoria, B.C.
111,945	Ewen No. 2.....	New Westminster.....	Barge—Chd.....	1898	New Westminster, B.C.....	70 0	24 0	5 5	92	A. Ewen, New Westminster, B.C.
111,944	Ewen No. 4.....	New Westminster.....	Barge—Chd.....	1900	New Westminster, B.C.....	60 0	18 0	4 3	46	A. Ewen, New Westminster, B.C.
122,627	Excavator.....	Chatham, N.B.....	Dredge—Drague.....	1908	Chatham, N.B.....	38 0	13 0	3 0	13	Peter England, Chatham, N.B.
100,248	Excelsior.....	Halifax.....	Schr—Glt.....	1894	Spy Bay, N.S.....	38 5	12 2	5 8	11	Mrs. M. W. Andrews, Isaac's Harbour, N.S.
116,846	Excelsior.....	Owen Sound.....	Dredge—Drague.....	1906	Welland, Ont.....	100 0	36 0	9 3	372	Canadian Dredging Co., Ltd., Durham, Ont.
37,521	Exchange.....	Liverpool.....	Schr—Glt.....	1839	Old Sabrook, Me., U.S.A.....	70 0	22 0	8 5	86	F. Slamwhite, Mahone Bay, N.S.
89,803	Exenia.....	Windsor, N.S.....	Schr—Glt.....	1880	Cornwallis, N.S.....	43 0	15 5	6 2	18	Wm. Sparks, et al., Grand Manan, N.B.
100,172	Exephire.....	Montreal.....	Sloop.....	1890	Pierreville, Que.....	86 8	22 0	6 0	79	F. Lamontagne, St. Louis de Bonsecours, Que.
125,906	Exilda.....	Parrsboro.....	Schr—Glt.....	1908	Port Greville, N.S.....	144 9	34 0	11 4	349	Pugsley's Shipping, Ltd., Eatonville, N.S.
94,678	Extennate.....	Halifax.....	Schr—Glt.....	1879	Mahone Bay, N.S.....	34 0	11 1	5 0	10	Alex. Tough, Harrietsfield, N.S.
121,714	F. No. 1.....	Vancouver.....	Scow—Chd.....	1904	Nanaimo, B.C.....	75 0	27 0	7 0	86	John D. Foreman, Vancouver, B.C.
130,486	F. No. 2.....	New Westminster.....	Barge—Chd.....	1910	Fraser's Mills, B.C.....	101 0	32 5	8 2	244	Canadian Western Lumber Co., Fraser's Mills, B.C.
111,496	F. B.....	Quebec.....	Schr—Glt.....	1899	Tadoussac, Que.....	46 4	15 5	5 6	21	Joseph E. Cloutier, Chicoutimi, Que.
126,385	F. D.....	Quebec.....	Schr—Glt.....	1908	Isle aux Coudres, Que.....	50 0	15 0	5 4	28	François Degagne, M.O., Isle aux Coudres, Que.
107,333	F. B. & Co. No. 1.....	New Westminster.....	Barge—Chd.....	1900	New Westminster, B.C.....	70 0	26 0	4 5	82	Wm. H. Dauphine, New Westminster, B.C.
112,354	F. A. Geoger.....	Brockville.....	Barge—Chd.....	1874	Tomawanda, N.Y., U.S.A.....	204 6	35 2	14 6	751	Ancone Wending, Brockville, Ont.
103,198	F. B. Wade.....	Halifax.....	Schr—Glt.....	1895	Liverpool, N.S.....	89 0	24 3	9 1	99	Daniel Hamilton, North Sydney, N.S.
100,632	F. C. No. 1.....	Victoria.....	Scow—Chd.....	1891	Nanaimo, B.C.....	60 0	20 0	4 9	49	J. D. Foreman, Vancouver, B.C.
126,018	F. C. Lockhart.....	Annapolis Royal.....	Schr—Glt.....	1910	Annapolis Royal, N.S.....	125 0	31 4	11 8	268	Frank W. Pickles, M.O., Annapolis Royal, N.S.
126,686	F. G. No. 1.....	Montreal.....	Scow—Chd.....	1909	Cardinal, Ont.....	40 0	20 1	4 7	92	Frank Gilbert, Montreal, Que.
126,715	F. G. French.....	St. John, N.B.....	Schr—Glt.....	1887	Bath, Me., U.S.A.....	98 2	28 1	8 3	149	Robinson Wright & Co., Ltd., Shiloe, N.S.

*Formerly "Lord Wolseley" and foreign name "Columbia."

ALPHABETICAL LIST of Canadian Registered Sailing Vessels on Registry Books, &c.—Continued.

LIST ALPHABÉTIQUE des navires à voiles canadiens inscrits sur les registres, etc.—Suite.

Official Number. Numéro officiel.	Name of Ship. Nom du navire.	Port of Registry. Port d'enregistrement.	Rig. Gréement.	Built.—Constructé en	Where Built. Lieu de construction.	Length in feet and 10ths. Longueur en pieds et 10 ^{es} .	Breadth in feet and 10ths. Largeur en pieds et 10 ^{es} .	Depth in feet and 10ths. Profondeur en pieds et 10 ^{es} .	Registered tonnage. Tonnage enregistré.	Owner or Managing Owner, and Address. Armateur ou propriétaire géant, et adresse.
190,818	F. H. Burton.....	Kingston.....	Schr—Glt.....	1853	Dundas, Ont.....	103 0	20 5	9 0	137	John Hart, <i>et al.</i> , Picton, Ont.
130,393	F. L. No. 1.....	Montreal.....	Scow—Chd.....	1902	Picton, N.S.....	52 0	22 0	6 4	76	Francis Lemoine, Montreal, Que.
130,394	F. L. No. 2.....	Montreal.....	Scow—Chd.....	1901	St. Pierre, Miq.....	46 0	20 0	6 8	64	Francis Lemoine, Montreal, Que.
130,395	F. L. No. 3.....	Montreal.....	Scow—Chd.....	1901	St. Pierre, Miq.....	46 0	20 0	5 7	53	Francis Lemoine, Montreal, Que.
130,728	F. M. Toro.....	Lunenburg.....	Schr—Glt.....	1911	Lunenburg, N.S.....	106 8	26 3	10 4	100	Freeman, Gorkum, M.O., Lunenburg, N.S.
126,935	F. Mary.....	Quebec.....	Schr—Glt.....	1911	Chateau Richer, Que.....	65 3	20 3	5 8	36	Alexandre Trepanier, Chateau Richer, Que.
116,708	F. W. Thompson.....	Quebec.....	Schr—Glt.....	1904	Leclercville, Que.....	94 8	23 2	7 8	119	David Tousignant, Leclercville, Que.
90,614	F. & E. Givan.....	Moncton.....	Schr—Glt.....	1886	Cambridge, N.B.....	78 1	27 0	7 9	99	F. W. Givan, Moncton, N.B.
111,543	F. & R. No. 1.....	Vancouver.....	Barge—Chd.....	1899	New Westminster, B.C.....	77 1	28 2	6 7	86	George H. French, <i>et al.</i> , Vancouver, B.C.
111,823	F. & R. No. 2.....	Vancouver.....	Barge—Chd.....	1897	Vancouver, B.C.....	68 5	21 9	6 0	80	Albert T. Ingram, Vancouver, B.C.
116,786	F. & R. No. 3.....	Vancouver.....	Barge—Chd.....	1904	Vancouver, B.C.....	74 5	30 0	7 0	131	George H. French, <i>et al.</i> , Vancouver, B.C.
*72,577	Fabiola.....	Picton, Ont.....	Schr—Glt.....	{ 1852 1876	{ Oakville, Ont..... Portsmouth, Ont.....	{ 95 0 22 3		{ 9 0 9 0	{ 131 147	{ James Swift, Kingston, Ont. Thomas Frenette, Portneuf, Que.
66,058	Fabiola.....	Quebec.....	Schr—Glt.....	1872	Deschambault, Que.....	100 0	22 6	9 6	147	Thomas Frenette, Portneuf, Que.

* Formerly "Royal Oak."

4100,852	Fabiola.....	Quebec.....	Schr—Glt.....	1893	Anse St. Jean, Que.....	70 2	21 9	8 5	81	J. Simard, M.O., St. Simeon, Que.
77,776	Fairlina.....	Goderich.....	Schr—Glt.....	1880	Kincardine, Ont.....	46 0	12 0	5 0	17	Jas. Johns, Southampton, Ont.
100,635	Fairplay.....	Yarmouth.....	Schr—Glt.....	1893	Clare, N.S.....	33 9	11 8	4 4	11	Luke Holmes, jr., Halifax, N.S.
100,247	Fairy Queen.....	Halifax.....	Schr—Glt.....	1894	Sambro, N.S.....	35 6	11 5	5 9	11	G. H. Nickerson, Sambro, N.S.
74,329	Fairy Queen.....	Yarmouth.....	Schr—Glt.....	1877	Cape St. Mary, N.S.....	38 0	12 6	6 0	13	W. E. Coggins, Westport, N.S.
103,001	Falcon.....	Chatham, N.B.....	Schr—Glt.....	1889	Shippigan, N.B.....	33 0	12 6	4 4	10	T. Ahier, Shippigan, N.B.
122,304	Falcon.....	Lunenburg.....	Schr—Glt.....	1907	La Have, N.S.....	79 2	23 2	9 2	85	Edman B. Walkers, M.O., La Have, N.S.
122,310	Falcon.....	Lunenburg.....	Sloop.....	1907	Tancook, N.S.....	30 4	8 0	3 2	4	Keith Hudson, Cowes, Isle of Wight, G.B.
88,276	Falcon.....	St. Andrews.....	Schr—Glt.....	1881	Eastport, Me., U.S.A.....	39 0	13 0	5 7	12	Judson Stanley, Grand Manan, N.B.
107,908	Falcon.....	St. Andrews.....	Sloop.....	1890	St. John, N.B.....	24 0	10 2	5 0	8	Mrs. Eveleen Ingalls, Grand Manan, N.B.
130,734	Falks.....	Lunenburg.....	Schr—Glt.....	1911	LaHave, N.S.....	106 8	26 4	10 5	100	Charles Conrad, M.O., LaHave, N.S.
103,120	Falmouth.....	St. Andrews.....	Sloop.....	1880	Campo Bello, N.B.....	30 0	11 4	6 0	10	W. Dalzelle, sr., Grand Manan, N.B.
74,116	Fama.....	Halifax.....	Schr—Glt.....	1877	Sheet Harbour, N.S.....	54 0	18 4	7 3	44	J. W. Forgeron, West Arichat, N.S.
103,077	Fame.....	Chatham, N.B.....	Schr—Glt.....	1891	Shippigan, N.B.....	34 7	12 0	4 8	10	W. S. Loggie Co., Ltd., Chatham, N.B.
.....	Fane.....	Montreal.....	Barge—Chd.....	1867	Montreal, Que.....	92 1	18 8	6 8	105	P. Laplante, Laehine, Que.
103,105	Fannie.....	Montreal.....	Sloop.....	1894	Yamaska, Que.....	133 4	28 6	18 8	305	Canadian Forwarding & Export Co., Ltd., Montreal, Que.
83,399	Fannie B. C.....	Halifax.....	Sloop.....	1883	Mahone Bay, N.S.....	42 0	15 5	6 5	22	Thos. Roberts, Cap Ozo, Que.
88,462	Fannie S.....	Arichat.....	Schr—Glt.....	1892	River Bourgeois, N.S.....	49 4	17 0	6 7	28	Daniel Sampson, River Bourgeois, N.S.
130,428	Fanny.....	St. John, N.B.....	Schr—Glt.....	1893	Perry's Point, N.B.....	78 5	27 3	7 0	91	W. I. Haws, Parrshoro', N.S.
61,910	Fanny Elks.....	Liverpool.....	Schr—Glt.....	1870	Liverpool, N.S.....	52 0	19 0	6 6	36	F. Farrell, Liverpool, N.S.
103,493	Fanny McLean.....	Lunenburg.....	Schr—Glt.....	1881	La Have, N.S.....	33 8	12 4	4 7	9	D. Hume, East Chester, N.S.
103,428	Fanny May.....	St. Andrews.....	Schr—Glt.....	1911	Campo Bello, N.B.....	51 1	15 3	7 0	25	William McLellan, Campo Bello, N.B.
121,883	Fanny Rose.....	Yarmouth.....	Sloop.....	1906	Tusket Wedge, N.S.....	36 0	12 4	7 0	15	Charles E. Pothier, M.O., Tusket Wedge, N.S.
77,763	Fanny Young.....	Port Hawkesbury.....	Schr—Glt.....	1880	Shelburne, N.S.....	80 0	22 5	9 1	85	W. T. Eastman and B. Buffett, North Sydney, N.S.

† Formerly "Great Western." ‡ Formerly a steamer.

ALPHABETICAL LIST of Canadian Registered Sailing Vessels on Registry Books, &c.—Continued.

LISTE ALPHABÉTIQUE des navires à voiles canadiens inscrits sur les registres, etc.—Suite.

Official Number. — Numéro officiel.	Name of Ship. — Nom du navire.	Port of Registry. — Port d'enregistrement.	Rig. — Gréement.	Built—Construct en	Where Built. — Lieu de construction.	Length in feet and 10ths. — Longueur en pieds et 10es.	Breadth in feet and 10ths. — Largeur en pieds et 10es.	Depth in feet and 10ths. — Profondeur en pieds et 10es.	Registered tonnage. — Tonnage enregistré.	Owner or Managing Owner, — and Address. — Armateur ou propriétaire gérant, et adresse.
80,689	Farand	Montreal	Sloop	1881	St. Thomas de Peter-ville, Que.	95 0	23 0	6 3	92	Joseph Lizotte, Sorel, Que.
100,467	Faucon	Quebec	Sloop	1889	Quebec, Que.	44 8	14 2	4 6	18	P. M. Duchénois, Quebec, Que.
107,051	Favorite	Liverpool	Schr—Glt	1900	Barrington, N.S.	58 0	18 1	6 6	28	Joseph E. Corkun, et al., Beach Meadows, N.S.
.....	Favorite	Montreal	Barge—Chd	1873	St. Aimé, Que.	118 1	23 0	7 2	169	G. Fraser and Hugh McKinnon, Dundee, Que.
61,302	Favourite	Victoria	Schr—Glt	1868	Sooker, B.C.	71 5	22 0	8 5	80	Victoria Sealing Co., Ltd., Victoria, B. C.
75,614	Fawn	Digby	Schr—Glt	1877	Shelburne, N.S.	43 6	15 7	6 2	17	James E. Ogilvie, Parrsboro', N.S.
122,095	Felton C	Yarmouth	Sloop	1906	Cape Island, N. S.	36 0	13 0	7 0	16	Russell B. Wyman, Yarmouth, N.S.
126,728	Fenelon	Peterboro'	Scow—Chd	1903	Peterboro, Ont.	71 0	26 0	4 6	146	The Minister of Railways and Canals, Ottawa, Ont.
130,539	Ferguson	Halifax	Dredge—Dragne	1912	Welland, Ont.	80 3	36 4	8 0	387	The Halifax Dredging Co., Ltd., Halifax, N.S.
126,543	Fertida	Vancouver	Sloop	1908	Vancouver, B.C.	25 3	7 2	5 0	6	Henry A. Falwer, Vancouver, B.C.
122,621	Fillera	Chatham, N.B.	Schr—Glt	1908	Launecque, N.B.	37 3	12 8	6 3	18	James P. Chiasson, Launecque, N.B.
130,576	Filmore H.	Lunenburg	Schr—Glt	1907	Lunenburg, N.S.	40 2	10 6	5 6	11	Albert Hubley, Pleasantville, N.S.
107,902	Fin Back	St. Andrews	Sloop	1898	St. John, N.B.	40 0	15 0	6 0	24	Frank Ingersoll, Grand Manan, N.B.
130,338	Financier	Chatham, N.B.	Schr—Glt	1911	Bay du Vin, N. B.	34 0	9 7	5 0	10	W. B. Willston, Hardwicke, N.B.

SESSIONAL PAPER No. 216

121,874	Finetie May	Yarmouth	Sloop	1906	Yarmouth, N.S.	33 0	11 3	6 0	12	Judson A. Crocker, Yarmouth, N.S.
116,882	Foun	Arichab	Schr—Glt	1903	Port Felix, N. S.	35 0	10 6	6 2	10	Martin Pelrine, Larry's River, N.S.
92,607	First Trial	Sydney	Schr—Glt	1889	Ingonish, N.S.	31 6	11 7	5 9	9	J. C. Baker, North Sydney, N.S.
121,804	Fish Hawk	Yarmouth	Sloop	1904	Cape Island, N.S.	31 0	11 0	6 0	10	G. A. Swim, M. O., Clarke's Harbour, N.S.
130,654	Fish Seeker	Chatham, N.B.	Schr—Glt	1911	Caracquet, N.B.	40 5	13 5	6 0	20	Gustave Joseph Gallien, Caracquet, N.B.
100,298	Fisher	Chatham, N.B.	Schr—Glt	1891	Shippigan, N.B.	35 4	11 6	5 0	12	Andre D. Chiasson, Lanique, N.B.
	Five (5)	Montreal	Barge—Clud	1873	Pierreville, Que.	90 8	23 5	5 8	86	M. Lesperance, St. Anne, Que.
60,749	Fish	Halifax	Schr—Glt	1875	Liverpool, N.S.	47 0	16 0	6 7	24	J. H. Lane, Owl's Head, N.S.
80,065	Flash	St. John, N.B.	Schr—Glt	1881	Indiantown, N.B.	76 4	26 0	7 6	94	Amos Tower, St. John, N.B.
61,445	Flavie	Chatham, N.B.	Schr—Glt	1874	Shippigan, N.B.	36 5	12 2	4 5	13	Pierre Nove, Shippigan, N.B.
92,511	Fleet Wing	St. Andrews	Schr—Glt	1887	Westport, N.S.	29 0	11 3	5 0	11	Addison Madhews, St. George, N.B.
111,468	Fleetwing	Chatham, N.B.	Schr—Glt	1901	Shippigan, N.B.	38 8	12 6	5 4	14	Wm Fruing & Co., Ltd., Jersey.
88,227	Fleetwing	Halifax	Schr—Glt	1881	Chezetcook, N.S.	47 5	18 2	7 8	32	Angus Reddy, Baylston, N.S.
107,665	Fleetwing	Quebec	Schr—Glt	1898	Seven Islands, Que.	59 2	18 2	6 2	42	Elie Imbeault, St. Irenee, Que.
85,376	Fleetwing	Shelburne	Schr—Glt	1877 1897	Jordan River, N.S.	38 6	13 2	5 6	15	Wm. McMillan, Lockeport, N.S.
90,776	Fleetwing	Windsor, Ont.	Schr—Glt	1863	Wilson, N. Y., U.S.A.	108 0	21 6	7 9	162	Joseph Cochran, Port Colborne, Ont.
116,967	Fleur de Lis	St. Andrews	Schr—Glt	1879	Gloucester, Mass., U.S.A.	36 2	13 2	5 6	16	A. G. Boyne, St. John, N.B.
77,585	Fleur de Marie	Montreal	Sloop	1878	Lamontic, Que.	99 5	23 0	7 0	113	E. Haynemann, Lacomie, Que.
100,868	Fleur de Marie	Quebec	Schr—Glt	1893	St. Siméon, Que.	61 4	20 2	6 4	49	Maurice Degagne, Les Eboulements, Que.
123,146	Flirt	Yarmouth	Sloop	1906	Tusket Wedge, N.S.	36 0	13 0	6 6	16	H. W. Smith, Port La Tour, N.S.
103,743	Flo F. Mader	Lunenburg	Schr—Glt	1896	Mahone Bay, N.S.	91 7	25 0	10 4	190	Charles U. Mader, Mahone Bay, N.S.
120,770	Floating Crane No. 1	Montreal	Scow—Clud	1908	Barrow, G. B.	200 5	43 1	9 2	45	Harbour Commissioners of Montreal, Montreal, Que.
89,644	Flora	Halifax	Schr—Glt	1883	Mahone Bay, N.S.	58 0	18 9	7 2	42	Freeman J. Bottillier, M.O., Indian Harbour, N.S.
83,367	Flora	Quebec	Schr—Glt	1880	Portneuf, Que.	76 1	20 2	6 3	65	J. B. Pussault, Portneuf, Que.
107,906	Flora	St. Andrews	Sloop	1896	West Isles, N.B.	30 0	12 2	6 2	14	Grant L. Dakin, Grand Maun, N.B.

ALPHABETICAL LIST of Canadian Registered Sailing Vessels on Registry Books, &c.—Continued.

LISTE ALPHABÉTIQUE des navires à voiles canadiens inscrits sur les registres, etc.—Suite.

Official Number. Numéro officiel.	Name of Ship. Nom du navire.	Port of Registry. Port d'enregistrement.	Rig. Gréement.	Build—Constructé en	Where Built. Lieu de construction.	Length in feet and 10ths. Longueur en pieds et 10 ^{es} .	Breadth in feet and 10ths. Largeur en pieds et 10 ^{es} .	Depth in feet and 10ths. Profondeur en pieds et 10 ^{es} .	Registered Tonnage. Tonnage enregistré.	Owner or Managing Owner, and Address. Armateur ou propriétaire gérant, et adresse.
122,046	Flora.....	St. Andrews.....	Schr—Glt.....	1806	Essex, Mass., U.S.A.....	55 0	17 2	6 5	34	Clarence and Wesley Newton, J.O., Grand Manan, N.B.
111,552	Flora B.....	St. Andrews.....	Sloop.....	1894	Grand Manan, N.B.....	32 0	12 4	5 0	13	Nelson Ingersoll, Grand Manan, N.B.
83,098	Flora Bell.....	Port Hawkesbury...	Schr—Glt.....	1884	Mabou, N.S.....	50 5	19 2	7 1	39	Gabriel White, Margaree, N.S.
71,167	Flora Carveith.....	Whitby.....	Schr—Glt.....	1873	Mill Point, Ont.....	115 0	23 5	8 9	190	John McLellan, M.O., Bowmanville, Ont.
117,163	Flora M.....	Windsor, N.S.....	Schr—Glt.....	1906	Hantsport, N.S.....	97 0	27 0	9 5	145	S. St. C. and Harrison Jones, Wey- mouth, N.S.
116,290	Flora M.J.....	Halifax.....	Schr—Glt.....	1904	Mahone Bay, N. S.....	75 6	22 8	8 7	78	James Julien, M. O., Grand Desert, N.S.
130,781	Flora Mathews.....	Port Hawkesbury...	Schr—Glt.....	1912	Eastern Harbour, N.S.	46 9	12 2	7 4	16	Anselm Cormier, Point Cross, N.S.
*90,737	Flora T.....	Charlottetown.....	Schr—Glt.....	{ 1888 { 1909	{ Port Hawkesbury, N.S. { Port Elgin, N.B.....	59 5	19 9	6 8	52	Charles Trenholm, Port Elgin, N.B.
94,834	Flora Woster.....	St. Andrews.....	Schr—Glt.....	1873	Wiscasset, Me., U.S.A.....	40 4	13 0	5 7	22	Henry Burnham, Grand Manan, N.B.
116,306	Florence.....	Charlottetown.....	Schr—Glt.....	1905	Rusticoville, P.E.I.....	81 3	24 0	8 0	74	J. Gallant, Rusticoville, P.E.I.
122,086	Florence.....	Charlottetown.....	Schr—Glt.....	1907	Murray Harbour, P.E.I.	34 0	11 6	5 6	14	Phillip Willard, Murray Harbour, P.E.I.
96,774	Florence.....	Port Hawkesbury...	Schr—Glt.....	1894	Cheticamp, N.S.....	33 0	11 4	5 1	11	Thos. Power, Cheticamp, N.S.
103,104	Florence.....	Montreal.....	Sloop.....	1894	St. Thomas, Que.....	108 0	23 0	7 8	153	Adelard Yergeau, Pierreville, Que.

* Formerly "Ada Louise."

SESSIONAL PAPER No. 21b

116,368	Florence	St. Andrews	Sloop	1894	Bristol, Me., U.S.A.	36 2	14 2	7 2	J.H. F. Eldridge, Beaver Harbour, N.B.
80,001	Florence	St. John, N.B.	Schr—Glt	1879	Chance Harbour, N.B.	37 8	14 4	6 0	15 John Kirby, Chippman's Brook, N.S.
	Florence	Windsor, Ont.	Scow—Chd.	1862	Belle River, Ont.	60 0	15 6	3 4	32 H. Campeau, Belle River, Ont.
80,829	Florence B.	Arichat	Schr—Glt	1880	New Dublin, N.S.	52 4	17 9	7 2	32 Charles Boudrot, River Bourgeois, N.S.
122,004	Florence B.	Lunenburg	Schr—Glt	1906	La Have, N.S.	60 8	17 8	7 9	46 Robn, Jones & Whitman, Ltd., Halifax N.S.
121,877	Florence C.	Liverpool	Sloop	1906	Pinkney's Point, N.S.	35 6	12 0	7 0	15 Rufus F. Weagle, Liverpool, N.S.
46,907	Florence C. Lawrence	Por Hawkesbury	Schr—Glt	1864	Margaree, N.S.	71 6	21 6	9 1	70 William Buckle, Margaree, N.S.
117,093	Florence D.	Arichat	Schr—Glt	1905	Port Felix, N.S.	36 0	12 0	5 8	11 Geo. W. Myers, Cooks Cove, N.S.
130,830	Florence E. Gelson	Lunenburg	Schr—Glt	1911	LaHave, N.S.	104 8	26 2	10 2	99 Norman Reinhardt, M.O., LaHave, N.S.
100,259	Florence G.	Halifax	Schr—Glt	1891	Sambro, N.S.	36 6	12 5	5 4	15 Caleb Gray, Sambro, N.S.
112,282	Florence H.	Digby	Schr—Glt	1902	Maitland, N.S.	40 0	13 0	5 6	20 J. A. Moore, Westport, N.S.
100,383	Florence L.	Sydney	Schr—Glt	1894	Little Bras d'Or, N.S.	34 8	12 5	5 1	10 Peter LeBlanc, Little Bras d'Or, N.S.
80,870	Florence M.	Amherst, N.S.	Schr—Glt	1906	Wallace, N.S.	76 7	21 9	8 0	76 Robert McInnis, Wallace, N.S.
112,380	Florence M.	Arichat	Schr—Glt	1903	L'Ardoise, N.S.	49 5	15 4	6 5	25 Duncan H. McKay, Glace Bay, N.S.
116,348	Florence M.	Arichat	Schr—Glt	1903	Petite de Grat, N.S.	39 4	11 2	6 4	16 Robert Fudge, North Sydney, N.S.
92,638	Florence M.	Quebec	Schr—Glt	1888	Lunenburg, N.S.	74 8	23 0	8 5	83 Joseph Simard, Ste. Anne des Monts, Que.
122,106	Florence M.	Yarmouth	Sloop	1905	Barrington, N.S.	30 0	11 0	6 6	10 John E. Nickerson, Cape Island, N.S.
122,249	Florence May	St. Andrews	Schr—Glt	1901	Eastport, Me., U.S.A.	36 5	14 8	7 2	14 E. M. Mortimer, Digby, N.S.
88,857	Floresta	Halifax	Schr—Glt	1884	Parrishoro', N.S.	65 0	21 0	7 9	57 Thos. Goshbee, Murray Harbour, P.E.I.
85,459	Florida	Quebec	Schr—Glt	1877	Bic, Que	37 0	13 5	4 3	13 Wm. Mcheand, Isle Verte, Que.
85,751	Florida	Quebec	Schr—Glt	1882	Betchouan, Labrador	48 0	17 5	6 4	26 Geo. Tanguay, Quebec, Que.
111,611	Florida	Quebec	Schr—Glt	1901	Murray Bay, Que.	56 4	18 1	6 6	40 Edmund Tremblay, Portneuf, Que.
108,351	Florida	Quebec	Schr—Glt	1894	Natashquan, Que.	46 6	16 6	6 0	27 Nap. Blais, Esquimaux Point, Que.
* 88,348	Florrie V.	Arichat	Schr—Glt	{ 1884 1905	{ Conquerall, N.S. St. Peter's, N.S.	{ 80 2 80 2	{ 23 9 23 9	{ 9 2 9 2	{ Edward LeBlanc, Arichat, N.S.

* Formerly "Cymbeline."

ALPHABETICAL LIST of Canadian Registered Sailing Vessels on Registry Books, &c.—Continued.

LISTE ALPHABÉTIQUE des navires à voiles canadiens inscrits sur les registres, etc.—Suite.

Official Number. Numéro officiel	Name of Ship Nom du navire	Port of Registry. Port d'enregistrement.	Rig. Gréement.	Build—Construct en	Where Built. Lieu de construction.	Length in feet and 10ths. Longueur en pieds et 10 ^{es} .	Breadth in feet and 10ths. Largeur en pieds et 10 ^{es} .	Depth in feet and 10ths. Profondeur en pieds et 10 ^{es} .	Registered Tonnage. Tonnage enregistré.	Owner or Managing Owner, and Address. Armateur ou propriétaire gérant, et adresse.
103,902	Floyburg	Victoria	Schr—Glt	1893	Seattle, Wash., U.S.A.	34 8	11 3	4 8	12	Rasmus Hansen, Victoria, B.C.
83,255	Floyd	Barrington	Schr—Glt	1883	Granville, N.S.	43 2	15 8	5 8	20	John Arseneau, Little Bras d'Or, N.S.
61,405	Fly	Chatham, N. B.	Schr—Glt	1866 1894	Shippigan, N.B. Tracadie, N.B.	36 1	12 1	4 8	11	A. McLaughlin, Tracadie, N.B.
116,273	Fly	Halifax	Schr—Glt	1903	Jeddore, N.S.	37 6	11 8	5 2	10	John Faulkner, Jeddore, N.S.
90,645	Fly	Yarmouth	Schr—Glt	1885	Tusket, N.S.	44 7	14 2	5 1	16	Robt. Nickerson, Wood's Harbour, N.S.
122,575	Fly	Barrington	Sloop	1906	Wood's Harbour, N.S.	32 4	11 2	6 0	10	Howard Snow, Port LaTour, N.S.
112,373	Flying Cloud	Arichat	Schr—Glt	1902	Guysboro', N.S.	42 0	10 7	6 9	13	Wm. Whitman, Guysboro', N.S.
112,165	Flying Cloud	Chatham, N.B.	Schr—Glt	1903	Shippigan, N.B.	37 8	13 2	5 2	13	John F. Robichaud, Shippigan, N.B.
61,903	Flying Cloud	Liverpool	Schr—Glt	1870	Liverpool, N.S.	47 0	17 7	6 2	20	J. Brooks, Ketch Harbour, N.S.
41,823	Flying Cloud	St. John, N.B.	Schr—Glt	1858	Rexton, N.B.	68 3	21 7	5 4	78	Samuel J. Holder, Holderville, N. B.
112,151	Flying Foam	Chatham, N.B.	Schr—Glt	1902	Caraquet, N.B.	40 0	13 0	5 8	18	Robin, Jones & Whitman, Ltd., Halifax, N.S.
100,782	Flying Foam	Chatham, N.B.	Schr—Glt	1892	Caraquet, N.B.	38 4	12 8	4 8	12	Mrs. Sarah Young and F. T. B. Young, J.O., Caraquet, N.B.
103,317	Flying Star	Port Hawkesbury	Schr—Glt	1895	Cheticamp, N.S.	32 5	10 8	5 5	11	Polite Deveaux, Eastern Harbour, N.S.
83,672	Flying Yankee	St. John, N.B.	Schr—Glt	1834	Newcastle, N.B.	54 8	19 6	5 7	35	E. M. Young, et al., White's Cove, N.B.

SESSIONAL PAPER No. 21b

103,833	Feederis Area.	Quebec.	Schr—Glt	1896	Les Ecoreuils, Que	66 3	20 7	5 8	46	Germain Marcotte, Leclercville, Que.
122,364	Ford River	Kingston	Schr—Glt	1879	Milwaukee, U.S.A.	143 0	29 0	10 0	191	Henry W. Richardson, Kingston, Ont.
57,131	Forest Flower.	Yarmouth.	Schr—Glt	1868	Pubnico, N.S.	53 5	18 0	7 0	26	J. H. Goodwin, Pubnico, N.S.
126,717	Forest Maid	St. John.	Schr—Glt	1877	Newburyport, Mass., U.S.A.	67 2	18 2	6 0	43	John F. Paul, Beaver Harbour, N.B.
55,531	Forest Queen	Halifax	Schr—Glt	1867	Tracadie, N.B.	67 4	21 8	9 0	75	P. D. Landry, St. Mary's, Kent Co., N.B.
85,393	Formosa	Magdalen Islands.	Schr—Glt	1881	Houze Harbour, Magdalen Islands, Que.	57 2	18 8	8 1	43	Theophano Theriault, Houze Harbour, M.I., Que.
107,350	Forrester	Shelburne	Schr—Glt	1901	Pubnico, N.S.	45 0	14 6	6 7	23	Alton Westhaven, Martin's Brook, N.S.
130,273	Fort Alexander	Winnipeg	Barge—Chd.	1911	Selkirk, Man.	142 0	30 0	7 6	316	The Northwest Navigation Co., Ltd., Winnipeg, Man.
130,298	Fort No. 1.	Vancouver.	Scow—Chd.	1910	New Westminster, B.C.	61 0	26 1	7 0	99	John Hind, Vancouver, B.C.
117,059	Fortuna	Conso.	Schr—Glt	1907	Tancook, N.S.	43 0	11 9	5 7	14	John H. Conisus, Jr., Conso, N.S.
116,479	Fortuna	Chatham, N.B.	Schr—Glt	1903	Pt. Misouette, N.B.	34 0	10 2	4 5	10	Prosperie Boudreau, Point Misouette, N.B.
130,403	Foundation Co., No. 1 (The).	Montreal	Scow—Chd.	1910	Lachine, Que.	62 0	26 0	4 8	65	The Foundation Co., Ltd., Montreal, Que.
130,404	Foundation Co., No. 2 (The).	Montreal	Scow—Chd.	1910	Lachine, Que.	62 4	25 8	4 9	63	The Foundation Co., Ltd., Montreal, Que.
130,405	Foundation Co., No. 3 (The).	Montreal	Scow—Chd.	1910	Lachine, Que.	79 0	25 7	5 0	84	The Foundation Co., Ltd., Montreal, Que.
111,467	Four Brothers	Chatham, N.B.	Schr—Glt	1901	Caracquet, N.B.	39 0	13 0	5 0	13	Aurie Albert, Caracquet, N.B.
116,676	Frann.	St. Andrews.	Sloop	1896	West Isles, N.B.	39 0	13 0	6 0	17	Orville Wilcox, Grand Manan, N.B.
83,449	Frances	Victoria.	Sloop	1864	Coupeville, Wash., U.S.A.	32 0	10 6	4 0	8	Wm. T. Cotsford, Victoria, B.C.
111,891	Frances	Weymouth	Schr—Glt	1903	Weymouth Bridge, N.S.	120 0	29 3	11 2	259	F. K. Warren, et al., Halifax, N.S.
94,821	Frances A. Rice	Weymouth	Schr—Glt	1883	Weymouth, N.S.	87 5	24 8	9 0	122	John A. Stuart, Church Point, N.S.
100,691	Frances E. Willard	Pictou, N.S.	Schr—Glt	1893	Murray Harbour, P.E.I.	46 8	15 4	6 3	23	L. H. Herring, New Glasgow, N.S.
124,247	Frances L.	St. Andrews	Sloop	1906	White Head, N.B.	29 0	11 0	4 5	10	Spencer Cheney, White Head, Grand Manan, N.B.
111,401	Frances Willard	Lambertburg	Schr—Glt	1900	Chester Basin, N.S.	90 0	24 5	9 8	85	Henry McPartridge, Bay St. George, Nfld.
121,872	Francis A.	Yarmouth	Schr—Glt	1906	Shelburne, N.S.	84 0	22 5	9 3	93	The Yarmouth Trading Co., Ltd., Yarmouth, N.S.
116,308	Francis D. Cook	Charlottetown	Schr—Glt	1905	Murray River, P.E.I.	55 4	19 3	7 6	47	Reuben Caloon, M.O., Murray Harbour, P.E.I.
126,752	Francis Lemoine	Montreal	Dredge—Draque	1901	St. Pierre, Miq.	78 0	30 0	6 0	232	Francis Lemoine, Montreal, Que.

ALPHABETICAL LIST of Canadian Registered Sailing Vessels on Registry Books, &c.—Continued.

LISTE ALPHABÉTIQUE des navires à voiles canadiens inscrits sur les registres, etc.—Suite.

Official Number. Numéro officiel.	Name of Ship. Nom du navire.	Port of Registry. Port d'émregistrement.	Rig. Gréement.	Built—Constructé en	Where Built. Lieu de construction.	Length in feet and 10ths. Longueur en pieds et 10es.	Breadth in feet and 10ths. Largeur en pieds et 10es.	Depth in feet and 10ths. Profondeur en pieds et 10es.	Registered Tonnage. Tonnage enregistré.	Owner or Managing Owner, and Address. Armateur ou propriétaire gérant, et adresse.
103,612	François Xavier	Quebec	Sloop	1894	St. Joachim, Que.	61 0	18 2	4 8	33	F. X. Neron, St. Joachim, Que.
122,081	Frank	Charlottetown	Schr—Glt	1906	Souris, P. E. I.	34 8	10 7	5 0	10	Joseph M. Cheverie, M.O., Souris, P. E. I.
88,549	Frank	Halifax	Schr—Glt	1884	Lockeport, N.S.	37 0	13 0	5 4	12	David M. Pettis, Parrsboro', N.S.
85,294	Frank	Montreal	Barge—Chd	1881	Sorel, Que.	106 8	17 5	6 1	94	John Minden, Sorel, Que.
92,071	Frank	Pictou, N.S.	Sloop	1887	Wallace, N.S.	41 7	13 7	5 2	17	Francis K. Grant, Wallace, N.S.
130,321	Frank D. Ewen	Kingston	Barge—Chd	1888	West Bay City, Mich., U.S.A.	202 4	34 8	15 5	878	Quebec Transportation & Forwarding Co., Ltd., Quebec, Que.
126,727	Frank Fairen	Peterboro	Scow—Chd	1908	Peterboro, Ont.	40 4	16 4	2 0	29	The Minister of Railways and Canals, Ottawa, Ont.
126,581	Frank H. Adams	Lunenburg	Schr—Glt	1909	Lunenburg, N.S.	108 4	25 8	10 5	93	Freeman Anderson, M.O., Lunenburg, N.S.
130,825	Frank J. Brinton	Lunenburg	Schr—Glt	1912	Mahone Bay, N.S.	96 2	25 0	10 3	92	Wm. Gilroy, M.O., Lunenburg, N.S.
55,836	Frank Newton	Sydney	Sloop	1867	Shelburne, N.S.	60 4	19 3	6 4	40	A. F. Cameron, Sherbrooke, N.S.
130,454	Fraser Mills No. 3.	Vancouver	Scow—Chd	1910	Fraser Mills, B.C.	83 2	34 6	8 5	227	Canadian Western Lumber Co., Ltd., Fraser Mills, B.C.
130,945	Fraser Mills No. 5	New Westminster	Barge—Chd	1910	Fraser Mills, B.C.	83 2	34 6	8 5	227	Canadian Western Lumber Co., Ltd., Fraser Mills, B.C.
117,045	Fred C.	Barrington	Sloop	1905	Clarke's Harbour, N.S.	33 8	11 8	6 2	12	William H. Powell, Cape Island, N.S.
126,776	Fred H.	Richibucto	Schr—Glt	1911	Shelburne, N.S.	41 0	12 3	5 2	14	W. E. Forbes, Richibucto, N.B.

SESSIONAL PAPER No. 21b

†80,886	Fred Greene.....	St. Andrews.....	Schr—Glt.....	{ 1861 St. Andrews, N.B.,... } { 1909 Kingsport, N.S.,... }	68 0	18 0	6 2	43 James D. Ellis, Kingsport, N.S.
121,907	Freda N. Nickerson.	Barrington.....	Sloop.....	1906 Clarke's Harbour, N.S....	31 0	12 2	6 0	12 Prince W. Nickerson, Cape Island, N.S.
100,315	Freddie A.....	Yarmouth.....	Schr—Glt.....	1889 Barrington, N.S.....	33 0	11 5	5 1	10 John Hemlow, Yarmouth, N.S.
103,116	Freddie A. Higgins.	Charlottetown.....	Schr—Glt.....	1882 Kennebunk, Me., U.S.A.	80 6	24 2	6 2	78 Watson Fyfe and William T. Weir, Stanley Bridge, P.E.I.
107,915	Freddie L.....	St. Andrews.....	Sloop.....	1895 Quaco, N. B.....	32 2	11 7	7 5	15 Charles E. Leighton, Grand Manan, N.B.
121,697	Freddie M.....	Yarmouth.....	Sloop.....	1904 Cape Island, N.S.....	31 0	11 5	6 0	10 N. Crowell, Cape Island, N.S.
103,719	Freddie M.....	Yarmouth.....	Schr—Glt.....	1890 Bellevue's Cove, N.S....	28 5	12 0	5 0	10 G. A. Brush, Yarmouth, N.S.
71,383	Freddie M. Reynolds.	Barrington.....	Schr—Glt.....	1875 Clyde, N.S.....	54 6	18 9	7 9	35 Geo. W. McKay, Clifton, P. E. I.
121,793	Fredona.....	Yarmouth.....	Sloop.....	1904 Cape Island, N.S.....	32 0	11 0	6 0	10 S. Hopkins, Cape Island, N.S.
97,046	Fredona.....	Liverpool.....	Schr—Glt.....	1890 East Berlin, N.S....	35 0	12 0	5 1	12 J. W. Romby, et al., West Dublin, N.S.
111,746	Fredonia.....	Lunenburg.....	Schr—Glt.....	1902 Mahone Bay, N.S.....	86 8	23 9	9 8	92 R. A. Watson, East Orange, N.J., U.S.A.
97,146	Free Trade.....	St. Andrews.....	Sloop.....	1885 West Isles, N. B.....	30 0	12 3	6 0	10 Wm. Benson, Grand Manan, N. B.
77,963	Freeman Colgate.....	St. Andrews.....	Schr—Glt.....	1876 South Bristol, Me., U.S.A.	52 0	16 0	6 2	26 S. Hicks, et al., Westport, N.S.
†122,642	Freeport.....	Ottawa.....	Barge—Chd.....	1875 Clayton, N. Y., U.S.A.	145 0	26 4	9 8	276 Alfred Bonin, Lanoraie, Que.
*129,857	Frieda.....	Sorel.....	Barge—Chd.....	{ 1887 Ft Edward, N. Y., U.S.A } { 1911 Sorel, Que..... }	87 0	17 2	6 2	98 David Chevrier, St. Joseph de Sorel, Que.
85,969	Friendship.....	St. John, N. B.....	Schr—Glt.....	1882 St. Martin's, N. B.....	70 8	25 0	6 6	66 A. A. Wilbur, Harvey, N.B.
103,101	Frontenac.....	Montreal.....	Sloop.....	1894 St. Thomas, Que.....	135 8	28 1	11 9	331 J. E. Muir, Montreal, Que.
130,665	Fulta.....	Richibucto.....	Schr—Glt.....	1912 Richibucto, N.B.....	38 0	11 5	5 0	14 George H. Long, Richibucto, N.B.
126,098	Fundy.....	St. Catharines.....	Dredge—Draque.....	1909 Welland, Ont.....	120 0	42 7	9 5	597 Dominion Dredging Co., Ltd., Ottawa, Ont.
126,700	G. C. C. No. 7.....	Montreal.....	Scow—Chd.....	{ } { 1909 Cornwall, Ont..... }	53 5	17 8	5 3	49 Lyon Cohen, Montreal, Que.
126,751	G. C. C. No. 8.....	Montreal.....	Scow—Chd.....	{ } { 1909 Cornwall, Ont..... }	46 5	17 0	4 8	38 Lyon Cohen, Montreal, Que.
90,540	G. D.....	Montreal.....	Sloop.....	1885 Yamaska, Que.....	91 2	21 7	7 4	108 H. Goyet, Lanoraie, Que.

‡ Formerly "Annie." † Foreign name "Black Diamond." * Foreign name "J. L. Mock."

ALPHABETICAL LIST of Canadian Registered Sailing Vessels on Registry Books, &c.—Continued.

LISTE ALPHABÉTIQUE des navires à voiles canadiens inscrits sur les registres, etc.—Suite.

Official Number. Numéro officiel.	Name of Ship. Nom du navire.	Port of Registry. Port d'enregistrement.	Rig. Gréement.	Build—Construct en	Where Built. Lieu de construction.	Length in feet and 10ths. Longueur en pieds et 10 ^{es} .	Breadth in feet and 10ths. Largeur en pieds et 10 ^{es} .	Depth in feet and 10ths. Profondeur en pieds et 10 ^{es} .	Registered Tonnage. Tonnage enregistré.	Owner or Managing Owner, and Address. Armateur ou propriétaire gérant, et adresse.
126,635	G. D. No. 1.	Montreal.	Barge—Chd	1908	Grenville, Que.	75 8	18 1	4 2	45	George Dansereau, Grenville, Que.
133,686	G. Q. L. No. 1.	Victoria.	Barge—Chd	1911	Victoria, B.C.	90 0	30 0	8 0	168	David Leeming, Victoria, B.C.
133,687	G. Q. L. No. 3.	Victoria.	Barge—Chd	1911	Victoria, B.C.	30 0	30 0	8 0	168	Edward A. Carew-Gibson, Vancouver, B.C.
133,688	G. Q. L. No. 4.	Victoria.	Barge—Chd	1912	Victoria, B.C.	95 0	32 0	8 0	133	Mrs. Georgina P. Roberts, Victoria, B.C.
133,689	G. Q. L. No. 5.	Victoria.	Barge—Chd	1912	Victoria, B.C.	95 0	32 0	8 0	133	Mrs. Georgina P. Roberts, Victoria, B.C.
133,690	G. Q. L. No. 6.	Victoria.	Barge—Chd	1912	Victoria, B.C.	90 0	30 0	4 0	173	David Leeming, Victoria, B.C.
97,096	G. T. D.	Quebec.	Schr—Glt	1890	Bridgewater, N.S.	123 0	30 0	12 2	285	Quebec Salvage & Wrecking Co., Ltd., Montreal, Que.
107,327	G. & K. No. 1.	New Westminster.	Barge—Chd	1906	Ladner, B.C.	50 0	16 0	4 5	33	D. E. Grant, M. O., Ladner, B.C.
121,785	G. A. Grier.	Ottawa.	Barge—Chd	1906	Hull, Que.	121 8	24 1	8 1	156	The Ottawa Transportation Co., Ltd., Ottawa, Ont.
116,352	G. B. Zwicker.	Port Medway.	Schr—Glt	1912	Port Medway, N.S.	40 8	11 0	5 8	13	Charles Zwicker, Port Medway, N.S.
122,614	G. C. Edwards.	Ottawa.	Barge—Chd	1908	Hull, Que.	119 7	24 1	8 0	191	The Ottawa Transportation Co., Ltd., Ottawa, Ont.
88,555	G. C. Kelley.	Yarmouth.	Schr—Glt	1885	Shelburne, N.S.	81 0	23 9	9 3	99	Wm. F. Fougere, M. O., Poulamond, N.S.
85,382	G. H. Maryatt.	Halifax.	Schr—Glt	1883	Mahone Bay, N.S.	42 2	16 0	6 6	24	J. O'Toole, Louisburg, N.S.

* Formerly "Tyree."

SESSIONAL PAPER No. 21b

No.	Name	Home	Tonnage	Days	Days	Days	Days
126,407	G. H. Millen	Ottawa	108 0	22 9	7 2	148	The Ottawa Transportation Co., Ltd., Ottawa, Ont.
100,311	G. H. Perry	Yarmouth	81 0	27 0	8 0	99	Aldreado Melbomough, St. Martins, N.B.
122,015	G. H. Warrington	Montreal	178 4	31 6	12 5	502	Alexis Rondeau, Lacombe, Que.
116,902	G. M. Cochrane	Yarmouth	113 2	30 0	10 6	220	The Helon Shipping Co., Ltd., Yarmouth, N.S.
122,282	G. M. Stephens	Shelburne	35 6	11 5	6 4	12	Herbert E. Swain, M.O., Lockport, N.S.
85,503	G. P. Taylor	Yarmouth	41 0	11 0	5 0	13	Wm. A. Kilham, Yarmouth, N.S.
222,488	G. Bluteau	Quebec	63 6	19 6	5 2	39	Gregoire Bluteau, La Petite Riviere St. Francois Xavier, Que.
130,490	G. Jax	Vancouver	95 0	32 0	9 0	249	Condit Tug & Barge Co., Ltd., Vancouver, B.C.
116,207	Gabriel A	Yarmouth	39 0	13 4	8 0	17	David Spronle, Digby, N.S.
116,713	Gabriel de St. Nichol las	Quebec	45 6	15 0	5 0	21	Leandre Ronchard, Portneuf, Que.
130,247	Gaetan	Port Medway	40 0	11 7	6 1	16	Stanley E. Parke, Port Medway, N.S.
100,778	Gambetta	Chatham, N.B.	36 0	12 8	5 4	13	W. S. Loggie Co., Ltd., Chatham, N.B.
100,501	Gamma	Victoria	74 0	23 4	4 8	60	The Victoria Lumber & Manufacturing Co., Ltd., Victoria, B.C.
122,622	Gander	Chatham, N.B.	32 9	10 0	4 9	10	Harold Williston, Bay du Vin, N.B.
100,983	Garfield	Chatham, N.B.	34 6	11 4	4 6	10	P. Rive, Caraquet, N.B.
80,643	Garnet	Montreal	109 2	22 7	7 0	151	Dickson Anderson, Montreal, Que.
116,525	Gathorer	Lunenburg	44 4	13 4	6 2	15	Stephen Cleveland, M.O., Bayswater, N.S.
122,285	Gay Gordon (The)	Shelburne	103 0	25 2	10 5	119	John Harvey, St. John's, Nfld.
100,919	Gazelle	Chatham, N.B.	37 2	13 0	5 0	12	The G. Robin, Collas Co., Ltd., Halifax, N.S.
111,464	Gazelle	Chatham, N.B.	38 5	13 0	5 3	15	Robin, Jones & Whitman, Ltd., Halifax, N.S.
100,954	Gazelle	Chatham, N.B.	36 8	12 2	4 6	10	W. S. Loggie Co., Ltd., Chatham, N.B.
83,260	Gazelle	Digby	45 8	15 5	6 3	20	R. B. Harris, et al., Kentville, N.S.
63,379	Gazelle	St. Andrews	57 0	18 5	8 0	47	Wm. Dewey, et al., Stackville, N.B.
96,732	Gem	Chatham, N.B.	35 1	11 7	5 0	12	Wm. Fruing & Co., Ltd., Jersey, C.I.
100,968	Gem	Chatham, N.B.	35 0	12 2	4 5	13	C. Robin, Collas & Co. Ltd., Jersey, C.I.

ALPHABETICAL List of Canadian Registered Sailing Vessels on Registry Books, &c.—Continued.

LISTE ALPHABÉTIQUE des navires à voiles canadiens inscrits sur les registres, etc.—Suite.

Official Number. Numéro officiel.	Name of Ship. Nom du navire.	Port of Registry. Port d'enregistrement.	Rig. Gréement.	Built—Construit en	Where Built. Lieu de construction.	Length in feet and 10ths. Longueur en pieds et 10es.	Breadth in feet and 10ths. Largeur en pieds et 10es.	Depth in feet and 10ths. Profondeur en pieds et 10es.	Registered Tonnage. Tonnage enregistré.	Owner or Managing Owner, and Address. Armateur ou propriétaire gérant, et adresse.
111,774	Gem	Victoria	Schr—Glt	1898	Metlakatla, B.C.	45 0	14 6	4 6	15	Lake Mark, Massett, B.C.
103,339	General	Montreal	Schr—Glt	1895	Pierreville, Que.	104 0	23 0	6 8	116	Achille Lavigne, St. Paul L'Ermité, Que.
112,192	General Meade	Chatham, Ont.	Dredge—Drague		Toledo, O., U.S.A.	72 5	28 5	7 0	244	Charles S. Boone, Toronto, Ont.
88,668	General Middleton	Chatham, N.B.	Schr—Glt	1885	Bay du Vin, N.B.	68 5	21 5	8 4	67	Thomas J. Caldwell and W. J. Garrett, New Carlisle, Que.
103,766	Genesta	Chatham, N.B.	Schr—Glt	1896	Caraquet, N.B.	34 9	12 0	5 0	12	Joseph P. Chiasson, Shippigan, N.B.
90,711	Genesta	Halifax	Schr—Glt	1885	Mahone Bay, N.S.	58 9	19 0	7 2	41	Arcustus Vincent, Bay St. George, Nfld.
92,673	Genesta	Pictou, N.S.	Schr—Glt	1887	Murray Harbour, P.E.I.	42 3	15 5	6 3	22	Angus Nicholson, North Sydney, C.B.
121,885	Genesta	Yarmouth	Sloop	1906	Pubnico, N.S.	35 0	11 5	6 6	13	William M. D'Entremont, M.O., Pubnico, N.S.
88,347	Geneva	Victoria	Schr—Glt	1884	Lunenburg, N.S.	86 4	24 6	9 3	92	Victoria Sealing Co., Ltd., Victoria, B.C.
106,818	Geneva Ethel	Barrington	Schr—Glt	1894	Lokeport, N.S.	54 7	17 2	7 6	29	Martin Meagher, Canso, N.S.
111,876	Geneva May	Yarmouth	Schr—Glt	1902	Pubnico, N.S.	71 5	21 0	8 0	72	Leander Amiro, Pubnico, N.S.
112,223	Genevieve	St. John, N.B.	Schr—Glt	1902	Canning, N.B.	88 1	28 1	7 8	124	Charles S. Hickman, et al., Dorchester, N.B.
117,041	Genevieve	Barrington	Sloop	1903	Slag Harbour, N.S.	32 5	12 0	6 0	11	C.A. Goreham, M.O., Wood's Harbour, N.S.
83,321	George	Ottawa	Barge—Chd	1881	Ottawa, Ont.	109 6	22 2	7 9	152	Alphonse Laplante, Laclaine, Que.

SESSIONAL PAPER No. 216

116,209	George	Yarmouth	Sehr—Glt	1903	Pubnico, N.S.	41 0	14 7	7 0	23	Actine Amiro, West Pubnico, N.S.
100,185	George B. Naylor	Montreal	Barge—Chd	1889	Richelieu Bridge, Que.	68 5	17 3	5 2	49	Benjamin V. Naylor, Noyan, Que.
130,926	Geo. Dansereau	Montreal	Barge—Chd	1912	Grenville, Que.	110 5	22 0	7 5	148	George Dausereau, Grenville, Que.
77,819	George Dow	Port Rowan	Sehr—Glt	1875	Long Point, Ont.	42 0	13 0	4 6	15	Wm. McCulla, Port Credit, Ont.
126,609	George Groat	Chatham, N.B.	Barge—Chd	1910	Chatham, N.B.	112 0	26 3	6 0	116	J. B. Snowball Co., Ltd., Chatham, N.B.
92,292	George H. Morse	Ottawa	Barge—Chd	1886	Ottawa, Ont.	112 0	22 6	7 0	162	The Riordan Paper Co., Ltd., Montreal, Que.
72,073	George H. Weeks	Archat	Sloop	1875	Maine, U.S.A.	42 4	14 9	4 8	17	E. Brownell, Baie Verte, N.B.
75,728	George Killam	Digby	Sehr—Glt	1878	Meteghan, N.S.	53 3	17 7	6 9	30	Sydney L. Justason, Penfield, N.B.
122,097	George L.	Yarmouth	Sehr—Glt	1906	Salmon River, N.S.	34 0	12 2	6 0	13	Peter L. and Charles L. LeBlanc, Salmon River, N.S.
83,437	George M. Warner	Weymouth	Sehr—Glt	1887	Plympton, N.S.	80 4	23 5	8 8	91	Joseph H. Potter, M.O., Plympton, N.S.
116,246	George Penniman	Sault Ste. Marie	Barge—Chd		U.S.A.	30 0	19 8	6 6	83	James Purvis, Gore Bay, Ont.
107,233	George T. Davie	Montreal	Barge—Chd	1898	St. Joseph de Lévis, Que.	177 5	35 0	12 5	680	Montreal Transportation Co., Ltd., Montreal, Que.
* 77,918	Geo. W. Lee	Port Hope	Sehr—Glt	1876	Oak Orlehard, U.S.A.	32 0	11 2	4 0	8	A. Covell, Brighton, Ont.
112,004	Georgina Roop	Annapolis Royal	Sehr—Glt	1906	Cranville Ferry, N.S.	139 0	35 3	12 0	424	Frank W. Pickels, M.O., Annapolis Royal, N.S.
117,113	Georgian H.	Vancouver	Barge—Chd	1905	Vancouver, B.C.	187 0	39 0	9 8	649	Grand Trunk Pacific Railway Co., Montreal, Que.
92,546	Georgiana	Montreal	Barge—Chd	1886	Valleyfield, Que.	83 6	19 0	4 9	46	O. Sicotte, Valleyfield, Que.
75,687	Georgiana	Quebec	Sehr—Glt	1878	St. Irénée, Que.	45 0	14 0	5 9	22	Amable Bouchard, La Petite Rivière St. François Xavier, Que.
94,835	Georgie Linwood	Digby	Sehr—Glt	1871	Bristol, Me., U.S.A.	47 3	15 7	5 7	25	Charles Boudreau, Church Point, N.S.
122,092	George M. Smith	Yarmouth	Sloop	1906	Clyde, N.S.	34 0	11 6	7 0	13	Thomas E. Smith, Yarmouth, N.S.
116,723	Georgie Pearl	St. John, N.B.	Sehr—Glt	1904	Cambridge, N.B.	85 8	27 8	8 0	118	George McKean, St. John, N.B.
116,980	Georgina	Chatham, N.B.	Sehr—Glt	1905	Shippigan, N.B.	38 6	13 4	5 1	15	G. L. Dugne, Shippigan, N.B.
126,094	Geraldine Battle	St. Catharines	Barge—Chd		U.S.A.	138 7	32 0	9 8	214	Joseph Battle, Thorold, Ont.
130,250	Geraldino D.	Liverpool	Sehr—Glt	1912	Liverpool, N.S.	84 8	29 2	9 3	96	Charles LeBlanc, Arichat, N.S.
121,941	Germania	Sorel	Sloop	1906	Yanaska, Que.	104 7	22 8	7 2	110	Romuald Descheneaux, Notre Dame de Pierreville, Que.

* Formerly "Alice and Mary." † Formerly "Sandy Hook."

ALPHABETICAL LIST of Canadian Registered Sailing Vessels on Registry Books, &c.—Continued.

LISTE ALPHABÉTIQUE des navires à voiles canadiens inscrits sur les registres, etc.—Suite.

Official Number. Numéro officiel.	Name of Ship. Nom du navire.	Port of Registry. Port d'enregistrement.	Rig. Gréement.	Build—Constructé en	Where Built. Lieu de construction.	Length in feet and 10ths. Longueur en pieds et 10es.	Breadth in feet and 10ths. Largeur en pieds et 10es.	Depth in feet and 10ths. Profondeur en pieds et 10es.	Registered tonnage. Tonnage enregistré.	Owner or Managing Owner, and Address. Armateur ou propriétaire gérant, et adresse.
.....	Germany.....	Montreal.....	Barge—Chd.....	1870	Lanoraie, Que.....	92 1	22 0	6 7	97 T. Pelouin, St. Roch, Que.	
107,997	Gertie Bell.....	Canso.....	Schr—Glt.....	1900	Country Harbour, N.S.....	37 0	13 2	6 1	15 Arch. Cook, Country Harbour, N.S.	
80,996	Gertie Belle.....	Guysboro'.....	Schr—Glt.....	1885	Country Harbour, N.S.....	40 8	15 8	6 0	15 C. H. Blackadar, Halifax, N.S.	
100,537	Gertie H.....	Digby.....	Schr—Glt.....	1894	Tiverton, N.S.....	54 0	17 3	6 3	32 James Paterson, St. John, N.B.	
100,447	Gertie Lewis.....	Canso.....	Schr—Glt.....	1868	Booth's Bay, Me., U.S.A.....	76 3	22 6	7 5	71 J. J. Sangster, Guysboro', N.S.	
107,330	Gertie M. Starr.....	Halifax.....	Schr—Glt.....	1901	Owl's Head, N.S.....	44 0	14 0	5 7	16 A. W. Blakeney and C. Adams, New London, P.E.I.	
122,142	Gertrude.....	Yarmouth.....	Sloop.....	1905	Barrington, N.S.....	30 0	10 6	6 0	10 Mitchell Smith, Barrington, N.S.	
130,464	Gigantic.....	Lunenburg.....	Sch—Glt.....	1911	La Have, N.S.....	97 6	25 8	10 5	99 Daniel Parks, M.O., Lunenburg, N.S.	
130,356	Gilbert B.....	Arichat.....	Schr—Glt.....	1912	Cape George, N.S.....	45 8	12 1	6 0	13 Arthur Bouthillier, M.O., Halifax, N.S.	
103,282	Gilknockie.....	Chatham, N.B.....	Sloop.....	1890	Caracquet, N.B.....	32 8	12 3	4 8	11 Mrs. Sarah Young and F.T.B. Young, J.O., Caracquet, N.B.	
107,931	Gilley No. 1.....	New Westminster.....	Barge—Chd.....	1900	New Westminster, B.C.....	72 0	24 0	6 0	104 James R. Gilley, M.O., New West- minster, B.C.	
111,595	Gilley No. 2.....	New Westminster.....	Barge—Chd.....	1901	New Westminster, B.C.....	85 0	26 0	7 0	124 James R. Gilley, M.O., New West- minster, B.C.	
117,157	Gilley No. 3.....	New Westminster.....	Barge—Chd.....	Vancouver, B.C.....	72 6	26 0	6 0	110 James R. and Walter R. Gilley, J.O. New Westminster, B.C.	
117,156	Gilley No. 4.....	New Westminster.....	Barge—Chd.....	1905	New Westminster, B.C.....	68 0	25 0	5 8	99 James R. and Walter R. Gilley, J.O., New Westminster, B.C.	

SESSIONAL PAPER No. 216

130,336	Ginger	Chatham, N.B.	Sehr—Glt	1911	Caraquet, N. B.	38 2	14 6	6 0	19	Luko L. Friolet, Caraquet, N. B.
130,086	Gipsy	Chatham, N.B.	Sehr—Glt	1894	Caraquet, N.B.	42 8	13 7	6 0	20	W. S. Loggie Co., Ltd., Chatham, N.B.
111,848	Gipsy	Chatham, N.B.	Sehr—Glt	1902	Caraquet, N.B.	39 0	13 0	5 9	15	Wm. Fraing & Co., Ltd., Jersey.
92,269	Gipsy	Parsboro'	Sehr—Glt	1887	Waterside, N. B.	52 3	16 9	5 9	33	Geo. Ballerwall, Parsboro', N.S.
72,332	Glad Tidings	St. John, N.B.	Sehr—Glt	1878	Greenwich, N.B.	76 0	26 4	6 7	75	Josiah Christopher, Hopewell, N.B.
100,989	Gladuator	Chatham, N.B.	Sehr—Glt	1888	Caraquet, N.B.	36 0	12 3	4 6	11	P. Rive, Caraquet, N.B.
112,198	Chadator	Shelburne	Sehr—Glt	1903	Shelburne N.S.	36 0	11 6	6 0	11	Hugh McAlpin, et al, Lockport, N.S.
100,964	Gladstone	Chatham, N.B.	Sehr—Glt	1888	Caraquet, N. B.	34 3	11 6	4 6	10	P. Rive, Caraquet, N. B.
116,827	Gladys	Barrington	Sloop	1905	Clarke's Harbour, N.S.	31 6	11 9	5 7	12	B. L. Goodwin, Capo Island, N.S.
122,408	Gladys	Yarmouth	Sloop	1906	Shag Harbour, N.S.	30 0	11 0	6 0	11	Charles M. Wickens, Shag Harbour, N.S.
121,851	Gladys B. Smith	Lunenburg	Sehr—Glt	1905	LaHave, N.S.	93 4	25 0	10 0	100	W. C. Smith, Lunenburg, N.S.
130,584	Gladys E. B.	Halifax	Sehr—Glt	1911	Tancoek, N.S.	47 2	13 2	7 0	24	Walker Brown, M.O., Herring Cove, N.S.
†94,914	Gladys E. Whidden	Liverpool	Sehr—Glt	{ 1889 1905 }	{ Shelburne, N.S. Liverpool, N.S. }	104 0	28 4	11 0	197	C. E. Whidden, Antigonish, N.S.
111,432	Gladys Elena	Halifax	Sehr—Glt	1902	Mahone Bay, N.S.	39 7	13 2	6 0	16	Charles Twoling, Pennant, N.S.
126,817	Gladys G. Hart	Halifax	Sehr—Glt	1910	Tancoek, N.S.	53 2	13 8	7 0	27	James L. Hart, Sambro, N.S.
*126,469	Gladys H.	Kingston	Sehr—Glt	1892	West Bay City, Mich., U.S.A.	212 0	35 0	16 6	919	Quebec Transportation & Forwarding Co., Ltd., Quebec, Que.
122,463	Gladys M	Yarmouth	Sloop	1906	Sturtet's Island, N.S.	30 0	10 6	6 0	10	James C. Ross, Port La Tour, N.S.
116,537	Gladys M. Smith	Lunenburg	Sehr—Glt	1905	Mahone Bay, N.S.	55 2	16 8	6 9	30	J. Smith, M.O., East Chezetcook, N.S.
122,574	Gladys Olla	Yarmouth	Sloop	1907	Tusket Wedge, N.S.	32 0	11 2	6 0	10	Daniel Penney, Stoney Island, N.S.
122,305	Gladys S	Lunenburg	Sehr—Glt	1906	La Have, N.S.	93 4	25 0	10 2	99	Robert Moulten, Bungeo, Nfld.
130,812	Gladys and Lillian	Lunenburg	Sehr—Glt	1911	Allendale, N.S.	88 5	24 8	9 5	84	Henry Adams, M.O., Lunenburg, N.S.
100,910	Gleaner	Chatham, N.B.	Sehr—Glt	1883	Caraquet, N.B.	38 0	12 3	5 2	13	L. Lantaigne, Caraquet, N.B.
103,874	Gleaner	Montreal	Sloop	1897	Ste. Anne de Bellevue, Que.	68 6	14 0	3 5	28	A. St. Denis, Ste. Anne de Bellevue, Que.
75,679	Gleaner	Quebec	Sehr—Glt	1877	Esquimaux Point, Que.	56 7	18 0	7 3	41	Beaumont Landry, Esquimaux Point, Que.

† Formerly "Congo." * Foreign name "Aberdeen."

ALPHABETICAL LIST of Canadian Registered Sailing Vessels on Registry Books, &c.—Continued.

LISTE ALPHABÉTIQUE des navires à voiles canadiens inscrits sur les registres, etc.—Suite.

Official Number. Numéro officiel.	Name of Ship. Nom du navire.	Port of Registry. Port d'enregistrement.	Rig. Gréement.	Built—Construct en	Where Built. Lieu de construction.	Length in feet and 10ths. Longueur en pieds et 10 ^{es} .	Breadth in feet and 10ths. Largeur en pieds et 10 ^{es} .	Depth in feet and 10ths. Profondeur en pieds et 10 ^{es} .	Registered Tonnage. Tonnage enregistré.	Owner or Managing Owner. and Address. Armateur ou propriétaire gérant, et adresse.
97,150	Gleaner.....	St. Andrews.....	Schr—Glt.....	1879	West Point, N.S.....	34 0	13 0	5 0	13	Mrs. Victor Cook, St. John, N.B.
111,445	Gleanor.....	Ottawa.....	Scow—Chd.....	1898	East Bay, Que.....	53 0	13 0	4 4	20	Mrs. Sarah A. Kelly, Kippewa, Que.
109,003	Glenafton.....	Annapolis Royal.....	Bktn—Bkgt.....	1890	Granville, N.S.....	134 8	31 5	12 4	344	W. K. Tysen, Mobile, Ala., U.S.A.
100,114	Glenara.....	Parrsboro'.....	Schr—Glt.....	1891	Spencer's Island, N.S.....	75 7	23 9	6 3	72	M. W. Keimie and E. D. Tingley, Waterside, N.S.
130,424	Glendale.....	St. Andrews.....	Sloop.....	1872	Waldoboro, Maine, U.S.A.	41 0	13 0	5 0	14	Thomas O. Mitchell, Campobello, N.B.
107,916	Glenita C.....	Montreal.....	Barge—Chd.....	1872	Lancaster, Ont.....	120 0	22 6	9 8	260	Montreal Transportation Co., Ltd., Montreal, Que.
111,742	Glenwood.....	St. Andrews.....	Sloop.....	1898	Grand Manan, N.B.....	29 3	11 6	6 4	12	Geo. E. Matthews, St. George, N.B.
96,782	Glide.....	Lunenburg.....	Schr—Glt.....	1902	Clyde River, N.S.....	100 5	24 9	9 7	99	A. S. Rendall, St. John's, Nfld.
80,831	Glide.....	Halifax.....	Schr—Glt.....	1888	Hackett's Cove, N.S.....	33 6	13 5	5 0	10	Sydney H. Garrison, Peggy's Cove, N.S.
100,108	Glooscap.....	Lunenburg.....	Schr—Glt.....	1879	East Port Medway, N.S.	39 3	14 3	5 6	16	F. A. Smith, Cape Sable Island, N.S.
106,920	Gloria.....	Parrsboro'.....	Schr—Glt.....	1891 (1910)	Spencer's Island, N.S. Summersville, N.S.....	238 1	42 9	22 2	1529	Johnson Spicer, Farrisboro, N.S.
117,137	Glorianna.....	Sydney.....	Cutter.....	1898	Southampton, Eng.....	57 0	12 4	7 0	21	James Ross, Montreal, Que.
103,752	Glyndon.....	Yarmouth.....	Sloop.....	1904	Tusket Wedge, N.S.....	34 0	11 0	6 0	10	A. Boudreau, M.O., Tusket Wedge, N.S.
		Lunenburg.....	Schr—Glt.....	1897	LeHave, N.S.....	92 9	24 9	10 0	99	Hendry, Ltd., M.O., Liverpool, N.S.

SESSIONAL PAPER No. 216

122,612	(Goderich.....)	Goderich	Dredge—Drague	1911	Goderich, Ont.....	82 0	30 0	7 0	259	William Marlon and Wm. L. Horton, J.O., Goderich, Ont.
107,840	(Ging.....)	Victoria.....	Barge—Chd.....	1901	Victoria, B.C.....	95 5	30 3	6 8	132	Pacific Towing & Lighterage Co., Ltd., Victoria, B.C.
64,573	(Gold Finder.....)	St. John, N.B.....	Schr—Glt.....	{ 1871 } { 1886 }	{ Westfield, N.B..... } { }	72 2	25 3	7 2	69	S. W. Boyd, Pownfield, N.B.
107,775	(Gold Seeker.....)	Chatham, N.B.....	Schr—Glt.....	1900	Caraquet, N.B.....	36 4	12 8	5 5	13	Robin, Jones & Whitman Ltd., Halifax, N.S.
92,586	(Golden Bow.....)	Quebec.....	Schr—Glt.....	1891	Anticosti, Que.....	71 2	20 0	8 7	61	Manicougan & English Bay Export Co., Quebec, Que.
107,870	(Golden Crown No. 1.....)	Dawson.....	Dredge—drague.....	1902	White Horse, Y.T.....	85 0	25 0	5 0	114	William Ogilvie, Whitehorse, Y.T.
.....	(Golden Harbor.....)	Windsor, Ont.....	Scow—Chd.....	1873	Belle River, Ont.....	68 6	17 7	4 6	42	A. Ouellette, Belle River, Ont.
100,270	(Golden Light.....)	Windsor, N.S.....	Schr—Glt.....	1892	Blomidon, N.S.....	45 5	16 0	5 9	24	Sir F. W. Borden, Canning, N.S.
116,507	(Golden Rod.....)	Lunenburg.....	Schr—Glt.....	1904	LaHave, N.S.....	69 8	22 2	8 6	76	James H. Beaver, Pleasant Harbour, N.S.
130,271	(Golden Rod.....)	Windsor, N.S.....	Bktr—Bkgt.....	1892	Kingsport, N.S.....	160 0	36 0	13 2	533	Arthur Gray, Sherbrooke, Que.
107,432	(Golden Rule.....)	Barrington.....	Schr—Glt.....	1862	Kennebunk, Me., U.S.A.....	62 0	18 2	6 7	49	Edward Eisnor, M.O., Chester, N.S.
123,316	(Goldio Belle.....)	Lunenburg.....	Schr—Glt.....	1908	Mahone Bay, N.S.....	88 2	24 2	9 2	79	Abraham Ernst, M.O., Mahone Bay, N.S.
107,472	(Goldio G.....)	Digby.....	Schr—Glt.....	1899	Young's Cove, N.S.....	41 5	12 6	5 2	15	Watson Guest, et al., Young's Cove, N.S.
83,026	(Gondola.....)	Wallaceburg.....	Barge—Chd.....	1881	Wallaceburg, Ont.....	102 4	23 8	6 0	91	E. Houston, Dresden, Ont.
123,491	(Good Intent.....)	Chatham, N.B.....	Schr—Glt.....	1907	Maisonette, N.B.....	32 0	12 0	4 6	10	James W. Nixon, New Bandon, N.B.
96,850	(Good News.....)	Toronto.....	Schr—Glt.....	1894	Sand Beach, U.S.A.....	42 0	13 0	4 5	18	John West, Toronto, Ont.
126,664	(Gordon M. Hollett.....)	Shelburne.....	Schr—Glt.....	1910	Shelburne, N.S.....	100 0	24 0	10 5	99	William H. Hollett, Burin, Nfld.
130,361	(Gordon Marten.....)	Sydney, N.S.....	Schr—Glt.....	1910	Balls Creek, N.S.....	35 0	13 1	10 0	16	Joseph Marlon, Balls Creek, N.S.
*103,877	(Grace.....)	Montreal.....	Scow—Chd.....	1894	Toledo, Ohio, U.S.A.....	91 6	26 7	5 4	106	The Montreal Sand & Gravel Co., Ltd., Montreal, Que.
103,544	(Grace D.....)	Halifax.....	Schr—Glt.....	1890	Pennant, N.S.....	34 2	10 6	4 8	10	J. Maryatt, Pennant, N.S.
111,747	(Grace Darling.....)	Lunenburg.....	Schr—Glt.....	1902	Mahone Bay, N.S.....	96 8	25 0	10 5	100	Warden Dunning, et al., St. Margaree's Bay, N.S.
123,003	(Grace Darling.....)	Lunenburg.....	Schr—Glt.....	1906	Mahone Bay, N.S.....	66 6	20 6	8 0	64	Augustus Lantz, M.O., Mahone Bay, N.S.
114,674	(Grace Darling.....)	Parsons'.....	Schr—Glt.....	1901	Lower Solmah, N.S.....	82 7	25 7	8 4	97	Josiah Soley, Economy, N.S.
116,680	(Grace Darling.....)	St. Andrew's.....	Sloop.....	1904	Shelburne, N.S.....	38 0	13 0	5 2	12	Judson L. Guphill, Grand Maan, N.B.

* Formerly "No. 5."

ALPHABETICAL LIST of Canadian Registered Sailing Vessels on Registry Books, &c.—Continued.

LISTE ALPHABÉTIQUE des navires à voiles canadiens inscrits sur les registres, etc.—Suite.

Official Number. Numéro officiel.	Name of Ship. Nom du navire.	Port of Registry. Port d'enregistrement.	Rig. Grément.	Build—Constructé en	Where Built. Lieu de construction.	Length in feet and 10ths. Longueur en pieds et 10es.	Breadth in feet and 10ths. Largeur en pieds et 10es.	Depth in feet and 10ths. Profondeur en pieds et 10es.	Registered Tonnage. Tonnage enregistré.	Owner or Managing Owner, and Address. Armateur ou propriétaire gérant, et adresse.
107,910	Grace & Ethel.....	St. Andrews.....	Sloop.....	1899	St. John, N.B.....	34 0	13 0	5 5	16	Robert Ingersoll, Grand Manan, N.B.
107,534	Gracie C.....	St. John, N.B.....	Sloop.....	1898	Milledgeville, N.B.....	24 7	7 3	2 3	3	J. B. Day, St. John, N.B.
116,731	Grand Desert.....	Halifax.....	Schr—Glt.....	1904	Grand Desert, N.S.....	74 0	21 6	8 3	65	Martin Julien, M.O., Grand Desert, N.S.
126,661	Grand Falls.....	Shelburne.....	Schr—Glt.....	1910	Shelburne, N.S.....	113 0	26 3	10 0	113	A. S. Rendell and John Harvey, St. John's, Nfld.
88,220	Grande.....	Halifax.....	Schr—Glt.....	1883	Mahone Bay, N.S.....	37 5	12 9	6 0	14	Alexander Fongere, Halifax, N.S.
101,296	Grande.....	Sydney.....	Schr—Glb.....	1873	Portsmouth, U.S.A.....	197 2	38 5	23 8	1262	The Dominion Coal Co., Ltd., Montreal, Que.
107,741	Granger.....	Pictou, Ont.....	Schr—Glt.....	1899	Stella, Ont.....	50 0	14 1	14 5	21	Ezra La Rush, Wolf Island, Ont.
75,641	Grantham.....	St. Catharines.....	Schr—Glt.....	1873	Port Robinson, Ont.....	140 0	23 7	11 7	325	Ira A. Breck, Garden Island, Ont.
112,157	Grasshopper.....	Chatham, N.B.....	Schr—Glt.....	1902	Caracquet, N.B.....	42 0	14 0	5 9	16	Philip Rive, Caracquet, N.B.
122,490	Grattan.....	Quebec.....	Barge—Chd.....	1907	St. Irénée, Que.....	121 6	32 0	7 7	250	The Kaine & Bird Transportation Co., Ltd., Quebec, Que.
116,883	Grayling.....	Arichat.....	Schr—Glt.....	1904	Port Mulgrave, N.S.....	41 0	14 0	6 6	25	F. W. Moulton & Co., Ltd., North Sydney, N.S.
126,573	Great Dipper.....	Port Hawkesbury.....	Schr—Glb.....	1910	Grand Etang, N.S.....	40 0	11 4	5 5	10	Joseph E. and David R. Doucet, Grand Etang, N.S.
100,992	Great Mogul.....	Chatham, N.B.....	Schr—Glt.....	1888	Caracquet, N.B.....	34 0	13 0	4 4	11	P. Rive, Caracquet, N.B.
107,996	Green Linnet.....	Canso.....	Schr—Glt.....	1886 { 1892	Tancook, N.S.....	37 0	12 0	6 0	12	John D. Ryan, Canso, N.S.

SESSIONAL PAPER No. 216

107,435	Greenback	St. Andrews	Schr—Glt	1899	Meteghan, N.S.	38 0	14 7	8 0	22	Charles E. King, Grand Manan, N.B.
107,972	Creta	Dorchester	Schr—Glt	1899	Dorchester, N.B.	103 0	28 3	8 7	146	Clas. Powell, Dalhousie, N.B.
116,738	Gretta	Halifax	Schr—Glt	1904	Clam Harbour, N.S.	38 5	13 7	5 6	14	Alton Russell, Clam Harbour, N.S.
92,968	Grey Eagle	St. Andrews	Schr—Glt		Booth Bay, Me., U.S.A.	32 6	11 9	7 0	13	B. Dick, St. George, N.B.
72,719	Grimsey	St. Catharines	Schr—Glt	1874	St. Catharines, Ont.	137 3	26 2	11 8	331	Alexander Layhants, Lachine, Que.
92,418	Grip	Chatham, N.B.	Schr—Glt	1889	Tracadie, N.B.	37 3	13 2	5 0	12	Gervais Clenard, Caraquet, N.B.
126,577	Gros Ours	Port Hawkesbury	Schr—Glt	1911	Grand Etang, N.S.	43 5	11 9	6 5	13	Emilien LeBlanc, <i>et al.</i> , Grand Etang, N.S.
116,591	Gudrun	Montreal	Sloop	1901	Dorval, Que.	31 6	8 2	1 6	1	David A. Poir, Montreal, Que.
71,072	Guest	Anhorstburg	Schr—Glt	1891	Toussaint, U.S.A.	45 3	13 3	4 6	11	W. L. Carr, Kingston, Ont.
88,590	Guide	Halifax	Schr—Glt	1885	Bel Brook, N.S.	59 2	18 9	6 5	38	Michael Williams, Musquodoboit Harbour, N.S.
116,527	Guido	Lambert	Schr—Glt	1905	La Have, N.S.	75 2	21 8	8 5	73	W. N. Reinhardt, M. O., La Have, N.S.
100,790	Guiding Star	Chatham, N.B.	Schr—Glt	1890	Caraquet, N.B.	35 9	12 6	4 4	11	Mrs. Sarah Young and F. T. B. Young, J. O., Caraquet, N.B.
126,223	Guido	Sarnia	Schr—Glt	1856	Manitowoc, Wis., U.S.A.	114 9	24 9	7 3	95	William G. Atkinson, Whitby, Ont.
107,763	Günna	Charlottetown	Schr—Glt	1900	Cape Egmont, P.E.I.	32 5	11 6	4 7	10	Boyce Harding, French River, P.E.I.
103,394	Gull	Deseronto	Sloop	1855 } 1896 }	Ogdensburg, N. Y., U.S.A.	52 0	15 0	5 0	25	Peter Cotté, Belleville, Ont.
74,217	Gustave Adolphe	Montreal	Sloop	1875	St. Aimé, Que.	93 0	23 2	6 2	90	Ignace Caron, St. Aimé, Que.
121,976	Gwenol	Victoria	Sloop	1895	Victoria, B.C.	40 0	10 8	2 6	5	James Sydney Gibb, Victoria, B.C.
121,827	Gwenola	Montreal	Sloop	1906	Dorval, Que.	35 0	8 2	2 6	4	Hon. Mr. Justice Charles Peers Davidson and Peers Davidson, jr., J. O., Montreal, Que.
126,880	Gyno	Digby	Sloop	1912	Meteghan, N.S.	35 0	16 0	5 0	11	Edward Thomas, Westport, N.S.
100,279	Gypsum Emperor	Windsor, N.S.	Schr—Glt	1892	Farrsboro', N.S.	179 2	36 2	16 2	635	F. C. Lockhart, New York, N.Y., U.S.A.
100,781	Gypsum Empress	Windsor, N.S.	Schr—Glt	1892	Horton, N.S.	174 0	36 4	16 5	723	F. C. Lockhart, New York, N. Y., U.S.A.
117,064	H. No. 1.	Ottawa	Barge—Chd	1902	Birch Lake, Que.	35 8	13 0	4 0	21	John F. Hurdman, Ottawa, Ont.
117,065	H. No. 2.	Ottawa	Barge—Chd	1902	Birch Lake, Que.	48 0	13 0	4 0	28	John F. Hurdman, Ottawa, Ont.

ALPHABETICAL LIST of Canadian Registered Sailing Vessels on Registry Books, &c.—Continued.

LISTE ALPHABÉTIQUE des navires à voiles canadiens inscrits sur les registres, etc.—Suite.

Official Number. Numéro officiel.	Name of Ship. Nom du navire.	Port of Registry. Port d'enregistrement.	Rig. Gréement.	Built—Construct en	Where Built. Lieu de construction.	Length in feet and 10ths. Longueur en pieds et 10 ^{es} .	Breadth in feet and 10ths. Largeur en pieds et 10 ^{es} .	Depth in feet and 10ths. Profondeur en pieds et 10 ^{es} .	Registered tonnage. Tonnage enregistré.	Owner or Managing Owner, and Address. Armateur ou propriétaire géant, et adresse.
117,066	H. No. 3.	Ottawa.	Barge—Chd	1902	Birch Lake, Que.	48 0	13 0	4 0	28	John F. Hurdman, Ottawa, Ont.
117,067	H. No. 4.	Ottawa.	Barge—Chd	1902	Birch Lake, Que.	52 0	13 0	4 0	29	John F. Hurdman, Ottawa, Ont.
117,068	H. No. 5.	Ottawa.	Barge—Chd	1902	Birch Lake, Que.	52 0	13 0	4 0	29	John F. Hurdman, Ottawa, Ont.
96,862	H. B.	Prescott.	Barge—Chd	1890	Montreal, Que.	170 7	33 8	13 0	54½	Jas. Buckley, Prescott, Ont.
85,750	H. B.	Quebec.	Schr—Glt	1883	Esquimaux Point, Que.	63 5	21 0	8 2	57	Edouard Boudreault, Esquimaux Point, Que.
130,921	H. C. M. No. 5.	Montreal	Dredge—Draque	1910	Toronto, Ont.	104 4	36 2	8 7	498	Harbour Commissioners of Montreal, Montreal, Que.
126,297	H. C. R.	Causo.	Schr—Glt	1911	Tancook, N.S.	43 6	12 7	6 8	18	Harry Kavanaugh, M.O., Canso, N.S.
126,296	H. C. 3	Chatham, N. B.	Scow—Chd.	Unknown, U.S.A.	93 0	35 0	7 0	204	Northern Dredging & Construction Co., Ltd., Loggieville, N.B.
126,297	H. C. 4	Chatham, N. B.	Scow—Chd	Unknown, U.S.A.	93 0	35 0	7 0	204	Northern Dredging & Construction Co., Ltd., Loggieville, N.B.
130,869	H. S. G. Co., No. 1.	Vancouver	Dredge—Draque	1910	Vancouver, B.C.	64 0	24 0	5 7	171	Howe Sound Gravel Co., Ltd., Vancouver, B.C.
†122,037	H. S. M.	Weymouth	Schr—Glt	1869	Ellsworth, Me., U.S.A.	92 0	25 5	8 3	139	Henry S. Mallett, et al., Gilbert's Cove, N.S.
126,201	H. S. M. C.	Vancouver	Scow—Chd	1906	Vancouver, B.C.	83 0	28 9	6 8	155	The British Columbia Mills Timber & Trading Co., Vancouver, B.C.
130,755	H. S. M. D.	Vancouver	Scow—Chd	1911	Vancouver, B.C.	77 3	32 1	6 6	148	The British Columbia Mills Timber & Trading Co., Vancouver, B.C.

† Formerly "A. K. Woodward."

96,756	H. A. Holder.	St. John, N.B.	Schr—Glt	1889	Greenwich, N.B.	81 7	27 0	7 1	94	S. M. Rolf, et al.,	Port Greville, N.S.
117,049	H. C. Phillips	Barrington	Sloop	1905	Clarke's Harbour, N.S.	32 0	11 0	6 7	11	Oshorn Phillips,	Clarke's Harbour, N.S.
111,418	H. H. Kitchener	Lunenburg	Schr—Glt	1900	La Have, N.S.	90 2	25 0	10 0	100	Mrs. Maud Wambach, et al.,	La Have, N.S.
90,814	H. M. Ballou	Port Hope	Schr—Glt	1867	Oak Orchard, U.S.A.	80 9	17 7	6 4	52	E. Goldring,	Toronto, Ont.
*72,580	H. M. Stanley	Midland	Schr—Glt	1873	Port Dalhousie, Ont.	132 3	25 6	11 7	305	The Morden Transit Co., Ltd.,	Midland, Ont.
96,957	H. M. Stanley	St. John, N.B.	Schr—Glt	1890	Newcastle, N.B.	76 2	27 5	7 0	98	S. J. Bates, et al.,	Springfield, N.B.
80,951	H. N. Todman	Windsor, Ont.	Schr—Glt	1867	Wollington, Ont.	92 2	22 6	8 3	110	Wm. Stone Rice,	Puce, Ont.
90,619	H. R. Emmerson	Moncton	Schr—Glt	1890	Coverdale, N.B.	78 5	21 8	7 7	98	John L. Peck, et al.,	Hillsboro', N.B.
100,856	H. Auger	Quebec	Schr—Glt	1892	Les Feuvenils, Que.	51 6	15 6	6 6	37	Joseph N. Dussault,	Les Feuvenils, Que.
66,043	H. Labranche	Quebec	Barge—Chd	1872	Ste. Genevieve de Patiscan, Que.	92 9	20 5	6 7	87	Z. LeBrun,	St. Anne, Que.
112,284	Haines Bros.	Digby	Schr—Glt	1902	Meteghan, N.S.	55 6	17 8	6 9	46	Ed. Humes, et al.,	Freeport, N.S.
90,730	Halicin	Halifax	Cutter	1887	Dartmouth, N.S.	33 2	6 4	5 5	6	Samuel Treat,	Seaton, England.
121,835	Halytan	St. John, N.B.	Schr—Glt	1905	Cambridge, N.B.	44 7	15 6	8 3	31	Warren A. E. Dykeman,	Cambridge, N.B.
92,482	Hamburg	Windsor, N.S.	Schr—Glt	1886	Hantsport, N.S.	216 2	43 0	23 1	1412	The Gypsum Packet Co., Ltd.,	Windsor, N.S.
†103,337	Hamilton	Montreal	Barge—Chd	1847	Niagara, Ont.	173 0	26 0	11 4	443	The Empire Refining Co., Ltd.,	Walden, Ont.
111,651	Hamilton	Montreal	Barge—Chd	1910	Sorel, Que.	202 2	41 0	13 1	970	Montreal Transportation Co., Ltd.,	Montreal, Que.
116,257	Handy Andy	Halifax	Schr—Glt	1903	Sheet Harbour, N.S.	37 3	12 2	6 3	15	John P. Westlaver,	Sheet Harbour, N.S.
100,798	Handy No. 1	Victoria	Barge—Chd	1888	Tacoma, Wash., U.S.A.	76 0	26 0	6 0	103	Sayward Mills & Timber Co., Ltd.,	Victoria, B. C.
74,128	Happy-Go-Lucky	Charlottetown	Schr—Glt	1877	Port Medway, N. S.	56 0	19 0	7 0	36	George Allen,	Montague, P. E. I.
100,815	Happy Home	Barrington	Schr—Glt	1894	Cape Negro, N.S.	36 0	11 3	4 5	10	W. H. Harris,	Halifax, N.S.
111,849	Happy Home	Chatham, N.B.	Schr—Glt	1902	Caracquet, N.B.	40 0	13 0	5 7	16	H. LeBouthillier,	Caracquet, N.B.
116,962	Happy Home	St. Andrews	Schr—Glt	1901	Pennfield, N. B.	37 5	15 6	7 0	21	Daniel Thompson and Jno. McDowell,	Pennfield, N.B.
122,341	Hardy	Toronto	Dredge—Dragna	1905	Toronto, Ont.	65 0	19 3	5 0	64	Sand & Dredging, Ltd.,	Toronto, Ont.
100,456	Harold N.	Chatham, N.B.	Schr—Glt	1893	Shippigan, N.B.	36 4	12 1	4 7	12	W. S. Loggie Co., Ltd.,	Chatham, N.B.

* Formerly "Jessie H. Beek." † Formerly a steamer.

ALPHABETICAL LIST of Canadian Registered Sailing Vessels on Registry Books, &c.—Continued.

LISTE ALPHABÉTIQUE des navires à voiles canadiens inscrits sur les registres, etc.—Suite.

Official Number. Numéro officiel.	Name of Ship. Nom du navire.	Port of Registry. Port d'enregistrement.	Rig. Grément.	Built—Constructé en	Where Built. Lieu de construction.	Length in feet and 10ths. Longueur en pieds et 10es.	Breadth in feet and 10ths. Largeur en pieds et 10es.	Depth in feet and 10ths. Profondeur en pieds et 10es.	Registered Tonnage. Tonnage enregistré.	Owner or Managing Owner, and Address. Armateur ou propriétaire gérant, et adresse.
130,678	Harper	Lunenburg	Schr—Glt	1908	Little Tancook, N.S.	40 8	9 8	5 0	10	Harris Publicover, M.O., Blandford, N.S.
94,839	Harrie	St. Andrews	Schr—Glt	1882	Brier Island, N.B.	30 0	12 2	6 2	14	Abram Mathews, Campo Bello, N.B.
100,119	Harry	Parrsboro'	Schr—Glt	1892	Port Greville, N.S.	153 8	35 0	12 5	396	C. T. White, Apple River, N.S.
97,038	Harry	Yarmouth	Bgtm—Btgt	1891	Beaver River, N.S.	92 4	25 0	8 8	120	J. H. McKinnon, North Sydney, N.S.
80,825	Harry B.	Charlottetown	Schr—Glt	1880 1898	Bridgewater, N.S. Liverpool, N.S.	67 0	21 8	8 8	67	Edward Beswell and C. J. Stright, Victoria, P.E.I.
111,839	Harry C.	Digby	Schr—Glt	1902	Salmon River, N.S.	33 0	10 0	5 7	16	Fred. J. Coggins, Westport, N.S.
107,342	Harry C. Ellis	Yarmouth	Sloop	1901	Pubnico, N.S.	45 0	13 4	7 0	16	W. G. Longmire and E. J. Henderson, Annapolis Royal, N.S.
116,088	Harry Dickson	Richibucto	Schr—Glt	1909	Richibucto, N.B.	32 8	11 8	5 0	10	Wm. E. Forbes, Richibucto, N.B.
116,894	Harry M. Johnson	Yarmouth	Sloop	1904	Clarke's Harbour, N.S.	38 4	12 0	6 0	14	Millage Atkinson, Cape Island, N.S.
80,391	Harry Morris	St. John, N.B.	Schr—Glt	1882	Parrsboro', N.S.	77 4	24 1	8 0	98	Robert Carson, St. Martin's, N.B.
130,461	Harry W. Adams	Lunenburg	Schr—Chd	1911	Lunenburg, N.S.	107 8	25 8	10 5	99	Henry Wm. Adams, M.O., Lunenburg, N.S.
116,322	Hartney W.	Parrsboro'	Schr—Glt	1903	Port Greville, N.S.	123 3	32 2	11 2	271	C. C. Langill, M.O., Parrsboro', N.S.
.....	Harvest	Montreal	Bargo—Chd	1870	Montreal, Que.	120 4	22 3	10 5	262	J. L. B. Leclaire, Sorel, Que.
103,263	Harvest Home	St. John, N.B.	Schr—Glt	1896	Cambridge, N.B.	64 2	13 3	5 9	53	Harry W. Porter, et al., Chipman, N.B.

SESSIONAL PAPER No. 21b

107,587	Harvey	Lindsay	Barge—Ohd	1897	Bobcaygeon, Ont.	70 0	18 6	5 0	65	Robert Kennedy, Lindsay, Ont.
107,811	Hastings	Peterborough	Barge—Ohd	1897	Burnett's Mills Landing, Ont.	61 0	15 5	4 5	36	Frank Burnett, Birdsall, Ont.
88,401	Hattie	Digby	Schr—Glt	1884	Green Cove, N.S.	57 8	17 5	6 0	37	E. C. Bowers, et al., Westport, N.S.
112,129	Hattie	Lunenburg	Schr—Glt	1903	Lunenburg, N.S.	44 4	12 3	5 7	12	Arthur Jollymore, Indian Harbour, N.S.
100,388	Hattie	Sydney	Schr—Glt	1894	Aspy Bay, N.S.	54 7	17 0	5 8	27	W. J. Naas, Halifax, N.S.
100,327	Hattie	Yarmouth	Schr—Glt	1892	Argyle, N.S.	33 0	12 6	5 0	10	R. Ellenwood, Yarmouth, N.S.
88,296	Hattie Ann	Kingston	Sloop	1883	Cranberry Lake, Ont.	84 4	17 4	4 8	54	James Mullens, Belleville, Ont.
122,248	Hattie B	St. Andrews	Sloop	1903	Moteghan, N.S.	25 0	11 0	4 6	10	Wilnot Benson, Grand Manan, N.B.
85,598	Hattie C	St. John, N.B.	Schr—Glt	1883	Hopewell Cape, N.B.	97 5	28 4	10 0	160	Thomas King, North Sydney, N.S.
90,047	Hattie Binehine	Yarmouth	Schr—Glt	1885	Pubnico, N.S.	31 1	13 7	4 9	11	Wm. H. Monkton, North Sydney, N.S.
94,622	Hattie H	Ottawa	Barge—Ohd	1888	Ottawa, Ont.	108 0	23 0	6 0	134	The Ottawa Transportation Co., Ltd., Ottawa, Ont.
112,190	Hattie Hunt	Chatham, Ont.	Schr—Glt	1873	Saugatook, Mich., U.S.A.	130 0	26 0	9 0	188	Frank Granville, Chatham, Ont.
107,437	Hattie L	St. Andrews	Sloop	1890	Musquash, N.B.	29 6	12 0	5 6	12	Francis A. Cheney, Grand Manan, N.B.
126,579	Hattie L. B.	Port Hawkesbury	Schr—Glt	1911	Little River, N.S.	43 4	12 2	6 5	12	Medrick LeBlanc, Little River, N.S.
130,422	Hattie Loring	St. Andrews	Schr—Glt	1895	Goldsboro, Me., U.S.A.	64 9	19 4	6 5	46	A. W. Porter and H. E. Bailey, Westport, N.S.
111,516	Hattie Louise	St. John, N.B.	Sloop	1898	Seal Cove, N.B.	33 9	13 0	5 0	11	James W. Wooster, Grand Manan, N.B.
130,472	Hattie M. J.	Halifax	Schr—Glt	1909	Tancook, N.S.	42 2	10 4	5 4	12	Richard Coolen, East Dover, N.S.
163,722	Hattie McKay	Parrsboro'	Schr—Glt	1896	Parrsboro', N.S.	68 1	22 2	7 3	74	Jas. H. Card, Parrsboro', N.S.
122,430	Hattie Mand	Halifax	Schr—Glt	1908	Tancook, N.S.	41 7	12 4	5 4	16	John J. Berrigan, Canso, N.S.
121,808	Hattie Quinlan	Yarmouth	Sloop	1904	Clarke's Harbour, N.S.	30 0	10 6	6 0	10	Wm. L. Quinlan, Clarke's Harbour, N.S.
80,799	Hattie T.	Barrington	Schr—Glt	1883	Beaver River, N.S.	42 5	14 6	5 7	16	D. O. Kendrick, et al., Shag Harbour, N.S.
107,480	Hattie & Eva	Digby	Sloop	1900	Freeport, N.S.	32 4	11 2	5 2	11	Rudolph Campbell, et al., Freeport, N.S.
121,797	Hattie & Ina	Shelburne	Sloop	1905	Shelburne, N.S.	31 0	11 6	6 0	10	E. W. A. Doune, Carleton Village, N.S.
83,463	Havelock	St. Andrews	Schr—Glt	1852	Newark, Conn., U.S.A.	48 0	17 0	7 0	33	W. James, Campo Bello, N.B.
126,392	Havance	Lunenburg	Schr—Glt	1909	Lunenburg, N.S.	101 2	25 8	10 8	59	William C. Smith, M.O., Lunenburg, N.S.

ALPHABETICAL LIST of Canadian Registered Sailing Vessels on Registry Books, &c.—Continued.

LISTE ALPHABÉTIQUE des navires à voiles canadiens inscrits sur les registres, etc.—Suite.

Official Number. Numéro officiel.	Name of Ship. Nom du navire.	Port of Registry. Port d'enregistrement.	Rig. Gréement.	Built—Construct en	Where built. Lieu de construction.	Length in feet and 10ths. Longueur en pieds et 10es.	Breadth in feet and 10ths. Largeur en pieds et 10es.	Depth in feet and 10ths. Profondeur en pieds et 10es.	Registered Tonnage. Tonnage enregistré.	Owner or Managing Owner. and Address. Armateur ou propriétaire gérant, et adresse.
126,562	Hawley Brothers.....	Sydney, N.S.....	Schr—Glt.....	1909	Ingonish, N.S.....	37 7	12 3	6 6	11	James T., John W. and Charles J. Hawley, Ingonish, N.S.
130,328	Hay Boy.....	Kingston.....	Seow—Chd.....	1911	Wolfe Island, Ont.....	65 2	20 0	5 1	77	Grant Pyke, Wolfe Island, Ont.
122,406	Hayward.....	Chatham, N.B.....	Dredge—Draque.....	1908	Loggieville, N.B.....	65 0	28 0	6 5	88	Northern Dredging & Construction Co., Ltd., Loggieville, N.S.
126,258	Hayward 5.....	Chatham, N.B.....	Lighter.....	U.S.A.....	76 0	23 0	7 6	115	Northern Dredging & Construction Co., Ltd., Loggieville, N.B.
126,259	Hayward 6.....	Chatham, N.B.....	Lighter.....	U.S.A.....	76 0	23 0	8 0	123	Northern Dredging & Construction Co., Ltd., Loggieville, N.B.
122,577	Hazard.....	Yarmouth.....	Schr—Glt.....	1907	Yarmouth, N.S.....	65 5	20 4	7 8	63	Samuel Hart, Jamaica, B.W.I.
122,439	Hazel.....	Yarmouth.....	Sloop.....	1906	Barrington, N.S.....	30 0	11 0	6 0	10	David E. Watkins, Barrington, N.S.
122,083	Hazel B. Miller.....	Charlottetown.....	Schr—Glt.....	1907	Charlottetown, P.E.I.....	80 1	22 4	8 1	72	J. P. Laanteigne, Caraquet, N.B.
80,643	Hazel Dell.....	Yarmouth.....	Schr—Glt.....	1883	Pubnico, N.S.....	79 9	21 9	9 1	87	James Loudreau, St. Peters, N.S.
85,554	Hazel Glen.....	Annapolis Royal.....	Schr—Glt.....	{ 1884 1903	{ Pubnico, N.S. Granville Ferry, N.S. }	81 8	22 4	8 8	89	Mrs. L. F. Anderson, et al., Clarke's Harbour, N.S.
116,677	Hazel L.....	St. Andrews.....	Sloop.....	1904	Shelburne, N.S.....	37 0	13 3	5 6	15	Manford Larimer, Grand Manan, N.B.
126,192	Hazel L. Ritecy.....	Lunenburg.....	Schr—Glt.....	1908	Lunenburg, N.S.....	95 3	26 0	10 5	92	Roben Ritecy, M.O., Riverport, N.S.
126,374	Hazel Levy.....	Halifax.....	Schr—Glt.....	1909	Owls Head, N.S.....	41 8	11 5	5 4	14	Cyrus Levy, Owls Head, N.S.
117,091	Hazel Maud.....	Arischat.....	Schr—Glt.....	1904	Liscomb, N.S.....	35 0	11 3	5 6	10	James A. Rhynold, Dover, N.S., and Alcide Goyette, Cape Auger, N.S.

126,593 Hazel Trahey	Parrsboro'	Schr—Glt	1910	Parrsboro', N.S.	33 4	28 6	9 0	145 Josiah Soley, M.O., Lower Economy, N.S.
111,688 Hazelwood	Shelburne	Schr—Glt	1902	Brighton, N.S.	50 1	16 7	7 2	29 Geo. C. Stevens, Freeport, N.S.
92,372 Hazelwoode	Barrington	Schr—Glt	1888	Moss Glen, N.B.	93 3	26 6	7 6	99 Michael O'Brien, Barrington, N.S.
71,145 Heather Belle	Goderich	Schr—Glt	1868	Pictou, Ont.	93 0	22 3	7 8	121 R. Gawley, Eastnor, Ont.
103,548 Hebe	Halifax	Sloop	1806	Mahone Bay, N.S.	40 2	10 6	3 0	8 J. M. Allen, Halifax, N.S.
38,468 Hector	Arichat	Schr—Glt	1865	River Bourgeois, N.S.	59 8	17 9	7 6	35 Geo. Walker, Basin River Inhabitants, N.S.
90,735 Hector	Port Hawkesbury	Schr—Glt	1886	Basin River Inhabitants, N.S.	31 0	10 5	4 7	11 Nicholas McDonald, River Inhabitants, N.S.
*80,699 Hector	Montreal	Barge—Chd.	{ 1882 } { 1896 }	Kingston, Ont.	170 3	35 5	11 9	539 Montreal Transportation Co., Ltd., Montreal, Que.
90,859 Hector W. McG	Port Hawkesbury	Schr—Glt	1886	Lunenburg, N.S.	79 9	23 5	9 0	99 David Murray, et al., Port Hawkesbury, N.S.
+103,876 Helen	Montreal	Scow—Chd.	1894	Toledo, Ohio, U.S.A.	96 6	26 7	5 4	105 Montreal Sand & Gravel Co., Ltd., Montreal, Que.
83,377 Helen	Toronto	Schr—Glt	1882	Oakville, Ont.	79 3	19 7	5 4	61 J. H. Goldring, Toronto, Ont.
122,100 Helen C.	Yarmouth	Sloop	1905	Shelburne, N.S.	30 0	10 6	6 0	10 Nehemiah Crowell, Wood's Harbour, N.S.
116,442 Helen C. Morse	Lunenburg	Schr—Glt	1903	Sable River, N.S.	87 6	23 3	8 7	78 Wm. H. Bennett, Bay St. George, Nfld.
122,232 Helen Davis	Barrington	Sloop	1906	Clarke's Harbour, N.S.	33 6	11 4	6 0	12 Laless Brannen, M.O., Clarke's Harbour, N.S.
126,185 Helen Glenn	Shelburne	Sloop	1908	Jordan Bay, N.S.	34 0	11 7	5 7	16 Edward and Edwin Hammond, Jordan Bay, N.S.
103,020 Helen M.	Parrsboro'	Schr—Glt	1895	Port Greenville, N.S.	64 0	21 6	7 2	62 John L. Brown and James E. Moore, Parrsboro, N.S.
90,734 Helen M. Crosby	Port Hawkesbury	Schr—Glt	1865	Essex, Mass., U.S.A.	72 5	29 9	7 1	64 A. F. Cameron, Sherbrooke, N.S.
100,544 Helen Maud	Halifax	Schr—Glt	1896	Freeport, N.S.	43 5	15 6	6 1	26 Howard Jenness, Jeddore, N.S.
116,493 Helen Stewart	Lunenburg	Schr—Glt	1903	Lunenburg, N.S.	102 2	28 0	10 8	180 Albert E. Hickman, St. John's, Nfld.
116,947 Helen Vair	Liverpool	Schr—Glt	1906	Liverpool, N.S.	83 0	23 3	8 9	79 George A. Buffett, Grand Bank, Nfld.
122,590 Helen and Beatrice	St. Andrews	Schr—Glt	1907	Campo Bello, N.B.	37 0	18 6	6 5	29 Gordon C. Calder, Campo Bello, N.B.
122,289 Helen and Hilba	Shelburne	Sloop	1908	Shelburne, N.S.	41 0	13 5	6 3	16 Fred C. McLean, M.O., Port Saxon, N.S.
116,874 Helena	St. Catharines	Barge—Chd.	1905	Merriton, Ont.	135 3	26 2	8 0	218 J. Battlo, Thorold, Ont.
100,117 Helena M.	Parrsboro'	Schr—Glt	1892	Parrsboro', N.S.	62 3	19 7	7 2	55 S. W. Woods, Parrsboro', N.S.

*Formerly "Glenora."

ALPHABETICAL LIST of Canadian Registered Sailing Vessels on Registry Books, &c.—Continued.

LISTE ALPHABÉTIQUE des navires à voiles canadiens inscrits sur les registres, etc.—Suite.

Official Number. Numéro officiel.	Name of Ship. Nom du navire.	Port of Registry. Port d'enregistrement.	Rig. Gréement.	Built— Construit en	Where Built. Lieu de construction.	Length in feet and 10ths. Longueur en pieds et 10es.	Breadth in feet and 10ths. Largeur en pieds et 10es.	Depth in feet and 10ths. Profondeur en pieds et 10es.	Registered Tonnage. Tonnage enregistré.	Owner or Managing Owner, and Address. Armateur ou propriétaire gérant, et adresse.
122,237	Helena Maud.	Barrington.	Sloop.	1907	Clarke's Harbour, N.S.	33 0	12 0	5 6	11	Byron H. Smith, Cape Island, N.S.
72,672	Hellen.	Victoria.	Sloop.	1877	Victoria, B.C.	37 5	11 4	4 0	11	David Doig, Victoria, B.C.
126,578	Hennacpin.	Port Hawkesbury.	Schr—Glt.	1911	Grand Etang, N.S.	42 0	11 6	6 7	12	Joseph M. Cornier, Grand Etang, N.S.
112,009	Henrietta.	Port Arthur.	Dredge—Drague.	1879	Duluth, Minn., U.S.A.	126 0	28 0	4 0	125	Algoma Builders' Supply Co., Ltd., Port Arthur, Ont.
111,578	Henry Fitzhugh.	Toronto.	Barge—Chd.	1866	Oswego, N.Y., U.S.A.	133 0	26 0	11 0	300	The Parry Sound Lumber Co., Ltd., Parry Sound, Ont.
83,194	Henry G. Ives.	Pictou, N.S.	Schr—Glt.	1886	Merigonish, N.S.	68 4	22 1	7 8	68	A. LeBlanc, Arichat, N.S.
122,114	Henry H. Dicks.	Sydney.	Schr—Glt.	1906	New Harris, N.S.	70 0	20 5	8 0	65	Mrs. Agnes J. Dicks, Georgetown, P.E.I.
163,717	Henry L.	Yarmouth.	Schr—Glt.	1898	Pubnico, N.S.	33 0	12 5	5 7	10	A. C. D'Entremont, Pubnico, N.S.
122,005	Henry L. Montague.	Lunenburg.	Schr—Glt.	1906	Lunenburg, N.S.	98 6	24 5	10 4	96	William C. Smith, M.O., Lunenburg, N.S.
103,311	Henry L. Phillips.	Port Hawkesbury.	Schr—Glt.	1868	Booth Bay, Me., U.S.A.	74 8	21 6	7 6	78	John Arsenau, Magdalen Islands, Que.
94,856	Henry Nickerson.	Parrabore.	Schr—Glt.	1871	Bath, Me., U.S.A.	74 7	21 4	7 7	70	James A. Hall, Halifax, N.S.
130,603	Herb Curwin.	Richibucto.	Schr—Glt.	1911	Richibucto, N.B.	32 0	10 5	4 4	10	John Curwin, Richibucto, N.B.
100,994	Hercules.	Chatham, N.B.	Schr—Glt.	1891	Shippigan, N.B.	34 6	12 8	4 6	10	P. Rive, Caraquet, N.B.

†Formerly "No. 4."

SESSIONAL PAPER No. 21b

116,494	Hero	Lunenburg	Schr—Glt	1903	La Have, N.S.	43 2	13 6	6 0	18	Jeremiah Petite, Mose Ambrose, Fortune Bay, Nfld.
107,771	Heron	Chatham, N.B.	Schr—Glt	1899	Shippigan, N.B.	36 0	12 9	5 1	13	Wm. Frung & Co., Ltd., Jersey, C.I.
117,179	Herschel	Windsor, Ont.	Schr—Glt	1872	Jerusalem, O., U.S.A.	121 8	27 2	9 4	237	The Peninsula Tug & Towing Co., Ltd., Warton, Ont.
77,786	Hesperus	Halifax	Schr—Glt	1880	Port Medway, N.S.	43 4	13 6	6 2	17	Jas. Reyno, Herring Cove, N.S.
94,893	Hesperus	Vancouver	Schr—Glt	1889	Vancouver, B.C.	35 5	12 3	5 5	20	H. E. Dusenbury, Vancouver, B.C.
83,259	Hettie May	Annapolis Royal	Schr—Glt	1883	Granville, N.S.	41 0	14 0	5 8	15	J. C. Winchester, Granville, N.S.
121,857	Hiawatha	Lunenburg	Schr—Glt	1906	Lunenburg, N.S.	95 2	25 0	10 0	99	Wm. C. Smith, M.O., Lunenburg, N.S.
96,904	Hiawatha	Montreal	Barge—Chd	1890	Garden Island, Ont.	176 5	30 0	11 9	518	Montreal Transportation Co., Ltd., Montreal, Que.
*112,064	Hieronymus	Windsor, N.S.	Schr—Glt	1901	Horton, N.S.	156 0	35 2	12 8	417	Mrs. Minnie B. Cain, Amherst, N.S.
69,097	Highland Jane	Halifax	Schr—Glt	1874	Jeddore, N.S.	52 0	17 1	7 4	32	Alburn Corkum, Chester, N.S.
96,870	Hilda	Montreal	Barge—Chd	1898	Toronto, Ont.	169 0	30 0	12 3	418	Montreal Transportation Co., Ltd., Montreal, Que.
122,099	Hilda	Yarmouth	Sloop	1906	Tusket Wedge, N.S.	36 0	13 0	7 0	17	James A. Boudreau, M.O., Tusket Wedge, N.S.
122,239	Hilda Braanen	Liverpool	Sloop	1908	Port Clyde, N.S.	29 2	12 0	4 9	10	M. F. and B. H. Pentz, J.O., Beach Meadows, N.S.
122,214	Hilda E.	St. Andrews	Sloop	1906	Grand Manan, N. B.	28 4	11 6	6 0	12	Joseph Moorehouse, Grand Manan, N.B.
121,993	Hilda M. Backman	Lunenburg	Schr—Glt	1906	LaHave, N.S.	80 0	23 8	8 8	81	James G. Backman, M.O., Rose Bay, N.S.
116,710	Hilda M. Horton	Halifax	Schr—Glt	1904	Beckerton, N.S.	49 4	15 5	7 3	29	James McDonald, M.O., Harrigan Cove, N.S.
100,161	Hilda Maude	Port Hawkesbury	Schr—Glt	1891	La Have, N.S.	54 7	18 6	7 6	16	John Malcolm, et al., Port Malcolm, N.S.
126,904	Hilda R.	Halifax	Schr—Glt	1910	La Have, N.S.	104 8	26 0	10 6	109	Canada Sealing Co., Ltd., Halifax, N.S.
122,141	Hillside	Yarmouth	Sloop	1905	Wood's Harbour, N.S.	30 0	11 0	6 6	10	Shurben L. Nickerson, M.O., Wood's Harbour, N.S.
126,514	Bumble No. 1	Victoria	Barge—Chd	1909	Victoria, B.C.	90 0	30 4	7 0	154	Producer's Rock & Gravel Co., Ltd., Victoria, B.C.
103,765	Hirondelle	Chatham, N. B.	Schr—Glt	1891	Carquet, N.B.	32 6	12 0	4 8	11	T. Abiet, Shippigan, N. B.
.....	Hirondelle	Montreal	Barge—Chd	1873	St. Aincé, Que.	86 5	20 0	5 0	59	Mich. Laramee, St. Louis, Que.
74,263	Hirondelle	Quebec	Schr—Glt	1876	Mille Vaches, Que.	47 8	16 8	6 6	32	Joseph Gagné, jr., Malbaie, Charlesvoix Co., Que.
107,586	Homer	Lindsay	Barge—Chd	1888	Babeaygeon, Ont.	47 6	12 9	4 0	25	Robert Kennedy, Lindsay, Ont.

*Formerly "King of A von."

ALPHABETICAL LIST of Canadian Registered Sailing Vessels on Registry Books, &c.—Continued.

LISTE ALPHABÉTIQUE des navires à voiles canadiens inscrits sur les registres, etc.—Suite.

Official Number. — Numéro officiel.	Name of Ship. — Nom du navire.	Port of Registry. — Port d'enregistrement.	Rig. — Gréement.	Built—Constructé en	Where Built. — Lieu de construction.	Length in feet and 10ths. — Longueur en pieds et 10 ^{es} .	Breadth in feet and 10ths. — Largeur en pieds et 10 ^{es} .	Depth in feet and 10ths. — Profondeur en pieds et 10 ^{es} .	Registered Tonnage. — Tonnage enregistré.	Owner or Managing Owner, — and Address. — Armateur ou propriétaire gérant, — et adresse.
66,006	Hon. Hector Langevin.	Quebec.	Schr—Glt.	1872	St. Jean, Island of Orleans, Que.	80 5	22 0	9 2	90	Wm. Fruing & Co., Ltd., Jersey, C.I.
59,868	Honble. David Price.	Quebec.	Schr—Glt.	1868	Quebec, Que.	69 0	20 2	8 9	63	Napoleon Simard, St. Alphonse, Que.
103,984	Honorable Mercier.	Quebec.	Schr—Glt.	1897	Quebec, Que.	80 0	24 6	7 4	84	Mrs. Jos. McDonald, Matane, Que.
116,933	Hoolaliqua.	Victoria.	Barge—Chd.	1869	Bennett Lake, B.C.	68 7	25 1	4 6	67	The British Yukon Navigation Co., Ltd., Vancouver, B.C.
92,409	Hope.	Chatham, N.B.	Schr—Glt.	1888	Tracadie, N.B.	40 8	14 8	5 5	18 J.	Alexander, St. Aubin's, Jersey, C.I.
100,903	Hope.	Chatham, N.B.	Schr—Glt.	1895	Caraquet, N.B.	36 7	12 5	5 0	12	Mrs. Sarah Young and F. T. B. Young, J. O., Caraquet, N.B.
103,939	Hope.	Chatham, N.B.	Schr—Glt.	1896	Pokemouche, N.B.	34 0	12 0	5 0	11	Chas. Reel, Shippigan, N. B.
69,172	Hope.	Halifax.	Schr—Glt.	1873	Lunenburg, N.S.	52 5	16 5	6 8	31	James Redmond, North Sydney, N.S.
126,414	Hope.	Toronto.	Schr—Glt.	1866	Port Nelson, Ont.	54 0	12 0	4 9	24	Matthew Thomas, Toronto, Ont.
61,425	Hope.	Paspébiac.	Schr—Glt.	1872	Shippigan, N.B.	36 5	11 8	4 2	13 C.	Robin Collas & Co., Ltd., Halifax, N.S.
97,057	Horace B.	Liverpool.	Schr—Glt.	1892	Port Le Bear, N.S.	38 0	13 6	5 8	14 G.	H. Hiltz, Lockeport, N.S.
126,389	Horace D.	Quebec.	Scow—Chd.	1908	Levis, Que.	84 5	33 8	6 0	195	Compagnie Etienne Dussault, Levis, Que.
130,324	Horace Taber.	Kingston.	Schr—Glt.	1867	St. Clair, Mich., U.S.A.	135 8	26 6	9 8	236	Frank R. Barnhardt, Deseronto, Ont.
126,294	Horman Lee.	Canso.	Schr—Glt.	1909	New Harbour, N.S.	41 2	12 9	6 8	17	Whitman Fish Co., Ltd., Canso, N.S.

SESSIONAL PAPER No. 21b

126,441	Hortigan.	Kenora.	Scow—Chd.	1909	Keevatin, Ont.	75 0	20 0	5 6	73	John T. Horne, Fort William, Ont.
100,906	Hotsapur.	Chatham, N.B.	Schr—Glt	1891	Caraquet, N.B.	37 0	12 7	4 6	10	P. Rive, Caraquet, N.B.
100,860	Hovington.	Quebec.	Schr—Glt	1891	Les Escoumains, Que.	38 4	14 4	4 6	17	T. Caron, Les Escoumains, Que.
96,822	Howard.	Lunenburg.	Schr—Glt	1889	Chester Basin, N.S.	87 0	24 6	8 8	98	Galt-Murray, Port Richmond, N.S.
103,264	Howard D. Troop.	St. John, N.B.	Schr—Glt	1896	Liverpool, N.S.	85 0	22 0	8 7	69	Wm. Quinn, et al., St. John, N.B.
130,992	Hoy.	Chatham, N.B.	Schr—Glt	1906	Point Sapin, N.B.	32 0	10 6	5 0	11	Albert F. Morrison, Shippigan, N.B.
103,448	Hoyer.	Ottawa.	Barge—Chd	1889	Buckingham, Que.	71 0	17 6	5 0	32	Geo. Bothwell, Buckingham, Que.
111,416	Hugh John.	Halifax.	Schr—Glt	1900	Lockeport, N.S.	104 1	24 9	10 1	119	Clarence W. Anderson, Sherbrook, N.S.
130,937	Hugh Quinlan.	Montreal.	Snow—Chd.	1912	Montreal, Que.	110 1	28 1	7 9	199	Michael J. Haney, et al., J.O., Toronto, Ont.
130,673	Hughie V. L.	Lunenburg.	Schr—Glt	1910	Little Tancook, N.S.	39 6	10 2	5 4	11	Rodgers Levy, Little Tancook, N.S.
126,474	Hugo.	Halifax.	Sloop.	1905	Shelburne, N.S.	20 8	6 5	2 2	1	Michael D. S. Brown, M.O., Halifax, N.S.
103,543	Humburg.	Halifax.	Sloop.	1896	Dartmouth, N.S.	23 5	6 4	3 6	3	J. D. Ritchie, Halifax, N.S.
107,934	Hume No. 1.	New Westminster.	Scow—Chd	1900	New Westminster, B.C.	43 0	14 0	4 0	24	John A. Hume & Co., Ltd., New Westminster, B.C.
107,935	Hume No. 2.	New Westminster.	Scow—Chd	1900	New Westminster, B.C.	43 0	14 0	4 0	24	John A. Hume & Co., Ltd., New Westminster, B.C.
80,873	Huron.	Montreal.	Barge—Chd	1881	Garden Island, Ont.	160 4	30 0	12 0	475	Montreal Transportation Co., Ltd., Montreal, Que.
107,687	Huron.	Prescott.	Dredge—Drague	1902	Montreal, Que.	62 2	25 2	5 3	135	Edward A. D. Morgan, Montreal, Que.
103,052	Hustler.	Barrington.	Schr—Glt	1894	Eel Brook, N.S.	59 6	19 2	6 7	39	Geo. L. Banks, et al., Barrington, N.S.
109,156	Hustler.	St. John, N.B.	Schr—Glt	1891	La Have, N.S.	54 3	19 0	7 2	44	Joseph Winter, Kingsport, N.S.
80,664	Hyacinthe.	Montreal.	Schr—Glt	1881	Sorel, Que.	108 0	22 0	7 2	155	R. Bickordike and R. Ironside, Montreal, Que.
72,574	Hyderabad.	Kingston.	Schr—Glt	1876	Kingston, Ont.	124 4	26 2	11 7	290	L. E. Bonaventure, Lanoraie, Que.
130,653	Hydraulic.	Chatham, N.B.	Scow—Chd	1911	Loggieville, N.B.	85 0	27 0	5 0	146	Northern Dredging & Construction Co., Ltd., Loggieville, N.B.
130,545	I No. 1.	Vancouver.	Scow—Chd	1909	Nanaimo, B.C.	55 0	24 4	6 6	73	Red Fir Lumber Co., Ltd., Vancouver, B.C.
83,306	I. O. N. A.	Halifax.	Schr—Glt	1883	East Fort Medway, N.S.	47 4	16 4	6 5	26	Geo. F. McRae, Baddeck, N.S.

ALPHABETICAL List of Canadian Registered Sailing Vessels on Registry Books, &c.—Continued.

LISTE ALPHABÉTIQUE des navires à voiles canadiens inscrits sur les registres, etc.—Suite.

Official Number. Numéro officiel.	Name of Ship. Nom du navire.	Port of Registry. Port d'enregistrement.	Rig. Gréement.	Built—Constructé en	Where Built. Lieu de construction.	Length in feet and 10ths. Longeur en pieds et 10es.	Breadth in feet and 10ths. Largeur en pieds et 10es.	Depth in feet and 10ths. Profondeur en pieds et 10es.	Registered Tonnage. Tonnage enregistré.	Owner or Managing Owner, and Address. Armateur ou propriétaire géant, et adresse.
111,829	I. R. C. No. 1.....	Vancouver	Scow—Chd.....	1901	Vancouver, B.C.....	143 8	30 8	4 7	174	Sodas Ohore, Vancouver, B.C.
111,976	I. R. C. No. 3.....	Vancouver	Scow—Chd.....	1901	Vancouver, B.C.....	152 0	31 0	5 4	204	Sodas Ohore, Vancouver, B.C.
126,041	I. X. L.....	Port Arthur	Dredge—Drague.....	1893	Welland, Ont.....	103 0	34 5	9 0	348	Robert Weddell, et al., Trenton, Ont.
107,080	I. N. Parker	Quebec	Schr—Glt.....	1898	Waterborough, N.B.....	79 1	26 8	7 6	98	Joseph Levesque, Matane, Que.
80,966	I. R. Washington	Halifax	Schr—Glt.....	1880	Gabarouse, N.S.....	50 6	18 4	7 8	39	John Campbell, St. Ann's, N.S.
42,425	Iberville.....	Gaspé.....	Schr—Glt.....	1864	Esquimaux Point, Que..	58 0	17 9	7 8	41	Mat. Boudreau, Esquimaux Point, Que.
103,779	Ibis.....	Chatham, N.B.....	Schr—Glt.....	1897	Shippigan, N.B.....	36 5	12 2	4 8	11	Douald McGregor, Dalhousie, N.B.
94,850	Ice.....	Windsor, Ont.....	Scow—Chd.....	1891	Sandwich, Ont.....	47 0	16 4	2 0	41	Chas. Perrault, Sandwich, Ont.
100,607	Iceida.....	Lunenburg.....	Schr—Glt.....	1893	Sable River, N.S.....	39 5	14 6	6 7	19	C. A. Shatford and Whitney Corkum, Chester Basin, N.S.
117,181	Ida.....	Chatham, N.B.....	Schr—Glt.....	1905	Shippigan, N.B.....	39 0	13 4	5 0	16	J. Savoy, Shippigan, N.B.
90,607	Ida.....	Ottawa.....	Barge—Chd.....	1885	Rockland, Ont.....	69 0	20 0	4 6	58	W. C. Edwards & Co., Ltd., Rockland, Ont.
107,229	Ida.....	Quebec.....	Schr—Glt.....	1897	Château Richer, Que.....	76 8	22 8	6 7	67	P. X. Martel, Château Richer, Que.
116,841	Ida A. Olson.....	Owen Sound.....	Schr—Glt.....	1888	Fort Howard, N. Y., U.S.A.	122 0	27 0	9 2	101	Geo. T. Dunn and T. W. Thomson, J. O. Owen Sound, Ont.
71,251	Ida Bell.....	Windsor, Ont.....	Schr—Glt.....	1874	Kingsville, Ont.....	87 2	20 0	6 0	97	Jas. W. Wye, Kingsville, Ont.

SESSIONAL PAPER No. 216

103,481	Ida Béta	Victoria	Schr—Glt	1894	Barhad, Wash., U.S.A.	82 6	20 2	8 9	69	A. J. Bechtel, Victoria, B.C.
92,460	Ida M.	Charlottetown	Schr—Glt	1887	Crapaud, P.E.I.	60 0	19 6	7 7	54	W. F. Williams, Port Hawkesbury, N.S.
107,061	Ida M.	St. John, N.B.	Schr—Glt	1897	St. Martin's, N.B.	73 2	24 0	7 0	77	S. B. Kelly, River Hebert, N.S.
112,226	Ida M. Barton	St. John, N.B.	Schr—Glt	1902	The Range, N.B.	82 0	27 1	7 7	102	Geo. R. Payzant, et al., Dorchester, N.B.
103,470	Ida M. Burke	Arichat	Schr—Glt	1900	St. Peter's, N.S.	37 5	14 0	5 4	16	Joseph Fongers, Larry's River, N.S.
111,687	Ida M. Clarke	Halifax	Schr—Glt	1902	Sublo River, N.S.	99 3	21 2	9 6	99	Wm. McPatrick, Halifax, N.S.
134,162	Ida M. Zineck	Lanenburg	Schr—Glt	1912	Liverpool, N.S.	177 2	27 4	10 6	113	Elezzer Zineck, M.O., Lanenburg, N.S.
126,317	Ida M. Cunningham	Barrington	Schr—Glt	1912	East Pubnico, N.S.	41 3	12 9	6 2	16	Benjamin F. Cunningham, M.O., Cape Island, N.S.
54,136	Ida May	Halifax	Schr—Glt	1867	Tusket, N.S.	74 8	21 0	8 0	70	W. G. Wyatt, Fortean, Labrador.
126,566	Ida O. Campbell	Sydney	Schr—Glt	1910	Shelburne, N.S.	47 5	14 3	6 3	19	Lingan Fishing Co., Ltd., Lingan, N.S.
75,867	Ida Peters	St. John, N.B.	Schr—Glt	1879	Madeghan River, N.S.	47 0	18 2	7 4	32	M. Trask, Sandy Cove, N.S.
126,378	Idéal	Halifax	Schr—Glt	1909	Shamro, N.S.	42 0	11 8	6 5	16	Charles W. Schuare, M.O., Pennant, N.S.
103,967	Ile aux Frumes	Montreal	Barge—Chd	1898	Verchères, Que.	87 7	20 8	5 1	71	J. H. Dansereau, Verchères, Que.
103,965	Ile Bonchard	Montreal	Barge—Chd	1898	Verchères, Que.	79 3	19 8	4 4	53	J. H. Dansereau, Verchères, Que.
103,966	Ile Marie	Montreal	Barge—Chd	1898	Verchères, Que.	87 8	19 8	5 0	71	J. H. Dansereau, Verchères, Que.
116,608	Ile Marie	Montreal	Scow—Chd	1900	Verchères, Que.	100 2	22 7	6 4	126	J. H. Dansereau, Verchères, Que.
112,317	Iluva	St. Andrews	Sloop	1902	St. Patrick, N.B.	31 0	14 0	5 5	16	Ernest Fisher, St. George, N.B.
117,131	Iluva & Ida	Barrington	Sloop	1905	Shelburne, N.S.	35 5	12 5	6 0	13	Wm. N. Mackdon, M.O., Port La Tour, N.S.
116,571	Imperial	Port William	Barge—Chd	1902	Fort William, Ont.	120 0	38 0	7 5	413	Canadian Towing & Wrecking Co., Ltd., Port Arthur, Ont.
107,471	Inuv Brooks	Digby	Schr—Glt	1899	Freeport, N.S.	45 0	16 5	6 3	22	Thos. W. Brooks, Freeport, N.S.
111,476	Indiana	Arichat	Schr—Glt	1901	Arichat, N.S.	30 3	9 2	4 2	11	Henry Boudrot, Arichat, N.S.
121,635	Indiana	Yarmouth	Sloop	1904	Tusket Wedge, N.S.	34 0	11 3	6 0	10	Charles A. Lowe, Tusket Wedge, N.S.
103,123	Indioator	St. Andrews	Sloop	1890	Grand Manan, N.B.	25 0	12 0	6 0	11	Frank Ingersoll, Grand Manan, N.B.
122,464	Industry	Barrington	Sloop	1906	Barrington, N.S.	31 0	11 0	6 0	11	Curtis Atwood, Barrington, N.S.
85,407	Initia	Magdalen Islands	Schr—Glt	1909	Houze Harbour, Magdalen Islands, Que.	69 9	22 0	8 3	67	Alexander T. Arsenau, Houze Harbour, Magdalen Islands, Que.

ALPHABETICAL LIST of Canadian Registered Sailing Vessels on Registry Books, &c.—Continued.

LISTE ALPHABÉTIQUE des navires à voiles canadiens inscrits sur les registres, etc.—Suite.

Official Number. Numéro officiel.	Name of Ship. Nom du navire.	Port of Registry. Port d'enregistrement.	Rig. Gréement.	Built—Construit en	Where Built. Lieu de construction.	Length in feet and 10ths. Longueur en pieds et 10 ^{es} .	Breadth in feet and 10ths. Largeur en pieds et 10 ^{es} .	Depth in feet and 10ths. Profondeur en pieds et 10 ^{es} .	Registered Tonnage. Tonnage enregistré.	Owner or Managing Owner, and Address. Armateur ou propriétaire gérant, et adresse.
100,089	Inspector	St. John, N.B.	Schr—Glt	1892	Waterborough, N.B.	59 4	22 6	5 5	43	James Flower, Newcastle, N.B.
† 80,690	International	Sorel	Barge—Chd	{ 1881 1910	{ Montreal, Que Sorel, Que	{ 152 2 }	31 0	8 4	348	The Touzin Sand Co., Ltd., Montreal, Que.
121,747	Intrepid	Vancouver	Sloop	1906	Vancouver, B.C.	27 2	15 2	4 8	8	Fred'k. O. Mills, Vancouver, B.C.
126,604	Invader	Chatham, N.B.	Dr'dge-Drague	{ 1910 }	{ U.S.A. Loggieville, N.B.	91 0	41 4	7 0	227	Northern Dredging & Construction Co., Ltd., Loggieville, N.B.
*116,275	Inverness B.I.	Halifax	Schr—Glt	1875	Vestri Ponesti, Italy	192 5	33 1	21 4	1181	Inverness Ry. & Coal Co., Toronto, Ont.
112,001	Invictus	Annapolis Royal	Schr—Glt	1904	Salmon River, N.S.	149 0	32 3	11 2	327	The Schooner Invictus Co., Ltd., Wolfville, N.S.
111,429	Iola	Halifax	Sloop	1901	Dartmouth, N.S.	22 0	6 6	2 6	2	Ralph B. deBlois, Bedford, N.S.
122,592	Iolanthe	St. Andrews	Schr—Glt	1883	Danversport, Mass., U.S.A.	45 3	14 3	5 6	18	Simon Brown, Campo Bello, N.B.
103,944	Iona	Chatham, N.B.	Barge—Chd	{ 1880 1897	{ Chatham, N.B. U.S.A.	100 0	20 0	8 0	102	J. B. Snowball Co., Ltd., Chatham, N.B.
103,174	Iona	Halifax	Schr—Glt	1894	Sable River, N.S.	40 1	13 6	6 0	15	John H. Burke, Little Lorraine, N.S.
107,956	Iona	Charlottetown	Schr—Glt	1900	Shelburne, N.S.	93 0	24 4	9 5	98	Edward Boswell and J. J. Lord, Victoria, P.F.I.
96,716	Iona	Ottawa	Barge—Chd	1890	Rockland, Ont.	111 8	22 9	7 7	158	The Ottawa Transportation Co., Ltd., Ottawa, Ont.
112,089	Iona W	Lunenburg	Schr—Glt	1902	Mahone Bay, N.S.	85 6	23 8	9 4	78	Abraham Ernst, et al., Mahone Bay, N.S.

† Formerly a steamer Foreign name "Prospero."

SESSIONAL PAPER No. 21b

121,904	Tona and Maggie.....	Barrington.....	Sloop.....	1906	Clarke's Harbour, N.S.	30 0	12 0	5 8	11	Cecil Ross, M.O., Capo Island, N.S.
70,292	Iowa.....	Montreal.....	Barge—Chd.....	1874	Quebec, Que.....	149 4	26 0	11 0	366	William Q. Stobo, Quebec, Que.
126,292	Irbessa.....	Canso.....	Schr—Glt.....	1908	Tancook, N.S.....	41 6	12 4	6 5	17	Jeffery Sampson, M.O., Dover, N.S.
92,424	Ireland.....	Proscott.....	Barge—Chd.....	1863	Brookville, Ont.....	147 0	28 0	9 6	339	James Buckley, Prescott, Ont.
103,931	Irene.....	Chatham, N.B.....	Schr—Glt.....	1897	Carasquet, N.B.....	37 9	12 6	4 8	12	Wm. Fruing & Co., Ltd. Jersey, C.I.
75,548	Irene.....	Halifax.....	Schr—Glt.....	1879	Shelburne, N.S.....	69 5	21 3	7 9	64	Nelson Dickes, Georgetown, P.E.I.
92,352	Irene.....	St. John, N.B.....	Schr—Glt.....	1886	St. Martin's, N.B.....	79 7	25 7	7 2	90	Lucien Belliveau, Dorchester, N.B.
130,577	Irene L.....	Lauenburg.....	Schr—Glt.....	1910	Little Tancook, N.S.....	39 6	10 2	5 4	11	Arthur Boutilier, et al., Halifax, N.S.
100,490	Irene M. B.....	Lauenburg.....	Schr—Glt.....	1892	Mahone Bay, N.S.....	67 6	21 3	8 4	65	Fred. Portier, Descouise, N.S.
103,868	Iris.....	Halifax.....	Sloop.....	1896	Port Hawkesbury, N.S.	35 5	7 8	5 6	1	T. McBreith, Halifax, N.S.
103,348	Iris.....	Montreal.....	Cutter.....	1893	Peterborough, Ont.....	18 3	7 4	2 0	1	F. H. Barlow, Montreal, Que.
121,942	Iroua.....	Sorel.....	Sloop.....	1907	Pierreville, Que.....	109 2	23 2	7 5	128	Ludger Yargeau, Pierreville, Que.
72,567	Iroquois.....	Montreal.....	Barge—Chd.....	1875	Garden Island, Ont.....	151 0	26 1	11 1	361	Arsene B. Champagne, Lauoraie, Que.
107,686	Iroquois.....	Proscott.....	Dredge—Dragne.....	1889	Montreal, Que.....	92 2	29 6	7 1	231	The Maritime Dredging & Construction Co., Ltd., St. John, N.B.
122,013	Issac Hunter.....	Ottawa.....	Barge—Chd.....	1906	Kippewa Lake, Que.....	50 0	14 9	4 1	48	Colonial Lumber Co., Ltd., Pembroke, Ont.
96,724	Isabel.....	Chatham, N.B.....	Schr—Glt.....	1889	Shippigan, N.B.....	35 0	11 8	4 5	11	Arsene Hebert, Carasquet, N.B.
140,386	Isabel.....	Victoria.....	Barge—Chd.....	1866	Victoria, B. C.....	142 4	22 6	10 0	191	The Esquimaux & Nanaimo Railway Co., Victoria, B.C.
94,928	Isabel Reed.....	Pictou, Ont.....	Barge—Chd.....	1881	Marino City, Wisconsin, U.S.A.	186 0	31 5	11 0	180	Ontario & Quebec Navigation Co., Ltd., Pictou, Ont.
71,257	Isabella.....	Windsor, Ont.....	Scow—Chd.....	1875	River Puce, Ont.....	57 5	16 7	3 4	33	Gilbert Sharon, Belle River, Ont.
116,959	Isabella Sands.....	Sarnia.....	Schr—Glt.....	1874	Manistee, Mich., U.S.A.	134 5	29 8	10 1	231	The Peninsula Tug & Towing Co., Ltd., Warton, Ont.
103,350	Iskhoodah.....	Montreal.....	Sloop.....	1885	Lachino, Que.....	28 2	10 0	2 2	4	R. R. Stevenson, Montreal, Que.
126,993	Isidore.....	Quebec.....	Barge—Chd.....	1907	St. Alexis, Que.....	106 0	22 5	7 8	162	The Kaine & Bird Transportation Co., Ltd., Quebec, Que.
88,243	Isis.....	Deseronto.....	Barge—Chd.....	1884	Deseronto, Ont.....	105 0	23 3	5 3	96	P. Jarkin, St. Catharines, Ont., and A. Sangster, Iroquois, Ont.
111,530	Island Girl.....	Digby.....	Schr—Glt.....	1901	Cape St. Mary's, N.S.....	32 0	10 2	4 8	10	E. S. Donectie, Cape St. Mary's, N.S.

† Formerly a steamer.

ALPHABETICAL LIST of Canadian Registered Sailing Vessels on Registry Books, &c.—Continued.
LISTE ALPHABÉTIQUE des navires à voiles canadiens inscrits sur les registres, etc.—Suite.

Official Number. Numéro officiel.	Name of Ship. Nom du navire.	Port of Registry. Port d'enregistrement.	Rig. Gréement	Built—Constructé en	Where built. Lieu de construction.	Length in feet and 10ths. Longueur en pieds et 10 ^{es} .	Breadth in feet and 10ths. Largeur en pieds et 10 ^{es} .	Depth in feet and 10ths. Profondeur en pieds et 10 ^{es} .	Registered Tonnage. Tonnage enregistré.	Owner or Managing Owner, and Address. Armateur ou propriétaire gérant, et adresse.
103,121	Island Girl.....	St. Andrews.....	Sloop.....	1895	Shelburne, N. S.....	38 0	13 0	5 5	17	Frank Ingersoll, Grand Manan, N. B.
121,845	Islander.....	Toronto.....	Dredge—Drague.....	1905	Toronto, Ont.....	78 2	30 0	6 6	242	Frank Simpson, Toronto, Ont.
100,064	Isma.....	St. John, N. B.....	Schr—Glt.....	1891	Freeport, N. S.....	51 5	17 9	6 8	31	H. P. Bowers, Westport, N. S.
112,053	Isobel.....	St. Catharines.....	Dredge—Drague.....	1905	Welland, Ont.....	101 0	36 0	9 0	446	Michael J. Hogan, Montreal, Que.
51,738	Ita.....	St. John, N. B.....	Schr—Glt.....	1865	Deer Island, N. B.....	39 0	13 3	5 5	15	Robt. Newcombe, Parrsboro', N. S.
126,813	Itaska.....	Lunenburg.....	Schr—Glt.....	1910	Lunenburg, N. S.....	106 4	26 2	10 8	100	Reuben Riteey, M. O., Riverport, N. S.
100,997	Ivanhoe.....	Chatham, N. B.....	Schr—Glt.....	1892	Caraget, N. B.....	35 2	12 5	4 4	10	Xavier Poirier, New Bandon, N. B.
130,364	Ivetta.....	Sydney.....	Schr—Glt.....	1911	Dingwall, N. S.....	50 2	12 3	5 3	17	William O'Brien, Victoria, B. C.
74,292	Ivignit.....	Quebec.....	Bk—Bq.....	1877	Quebec, Que.....	122 3	28 7	15 7	331	F. R. Eaton, Parrsboro', N. S.
107,116	Ivy.....	Lunenburg.....	Schr—Glt.....	1898	La Have, N. S.....	36 5	11 5	5 2	12	Damel J. Rudolf, Lunenburg, N. S.
66,992	Ivy.....	St. John, N. B.....	Schr—Glt.....	1871	Wickham, N. B.....	40 0	15 6	4 6	17	Chas. S. Coggin, St. John, N. B.
103,108	J. B. L.....	Montreal.....	Barge—Chd.....	1894	Yamaska, Que.....	108 7	23 1	9 1	165	J. B. Laviolette, St. Ours, Que.
83,135	J. B. M.....	Halifax.....	Schr—Glt.....	1881	La Have, N. S.....	42 3	14 8	6 3	20	John Landry, Petite de Grat, N. S.

SESSIONAL PAPER No. 21b

130,702	J. C. No. 9.	Vancouver.	Scow—Chd.	1911	New Westminster, B.C.	60	2	26	2	6	3	91	Joseph Crane, New Westminster, B.C.
130,697	J. C. No. 11.	Vancouver.	Scow—Chd.	1911	New Westminster, B.C.	65	2	26	0	6	4	108	Joseph Crane, New Westminster, B.C.
126,729	J. E. A. F. No. 1.	Peterboro.	Scow—Chd.	1909	Peterboro, Ont.	32	0	25	6	4	6	74	John E. A. Fitzgerald, Peterboro, Ont.
126,730	J. E. A. F. No. 2.	Peterboro.	Scow—Chd.	1909	Bobcaygeon, Ont.	32	0	26	0	5	0	91	John E. A. Fitzgerald, Peterboro, Ont.
130,371	J. E. A. F. No. 3.	Peterboro.	Scow—Chd.	1910	Bobcaygeon, Ont.	94	0	24	5	5	3	89	John E. A. Fitzgerald, Peterboro, Ont.
103,982	J. E. B.	Quebec	Schr—Glt	1897	Châteauc Richer, Que.	61	0	21	8	6	0	48	Napoleon Bois, M.O., St. Simeon, Que.
121,930	J. E. W. H.	Quebec	Schr—Glt	1906	Bic, Que.	76	8	24	0	6	9	73	Charles Lajoie, M.O., Chicoutimi, Que.
97,195	J. H. S.	Chatham, N. B.	Schr—Glt	1891	Tracadie, N.B.	56	8	17	2	7	3	40	J. H. Brownell, North Port, N.S.
126,178	J. I. L. No. 1.	New Westminster.	Barge—Chd	1908	Ladner, B.C.	59	7	20	0	4	7	48	Jervis Inlet Lumber Co., Ltd., Ladner, B.C.
107,575	J. M. No. One	Lindsay	Scow—Chd	1890	Bobcaygeon, Ont.	75	0	22	7	5	0	73	Joseph Maumder, Lindsay, Ont.
107,576	J. M. No. Two.	Lindsay	Scow—Chd	1890	Bobcaygeon, Ont.	75	4	25	1	5	0	80	Joseph Maumder, Lindsay, Ont.
107,577	J. M. K. No. One.	Lindsay.	Barge—Chd	1897	Lindsay, Ont.	86	0	17	8	4	2	61	W. J. C. Boyd, M.O., Bobcaygeon, Ont.
107,578	J. M. K. No. Three.	Lindsay	Barge—Chd	1897	Lindsay, Ont.	81	5	20	0	4	4	72	W. J. C. Boyd, M.O., Bobcaygeon, Ont.
107,579	J. M. K. No. Four.	Lindsay	Barge—Chd	1897	Lindsay, Ont.	72	5	19	0	4	8	66	W. J. C. Boyd, M.O., Bobcaygeon, Ont.
107,580	J. M. K. No. Five.	Lindsay	Barge—Chd	1897	Lindsay, Ont.	74	0	18	0	4	4	59	W. J. C. Boyd, M.O., Bobcaygeon, Ont.
107,581	J. M. K. No. Six.	Lindsay	Barge—Chd	1892	Lindsay, Ont.	64	0	18	8	4	4	53	W. J. C. Boyd, M.O., Bobcaygeon, Ont.
107,582	J. M. K. No. Seven.	Lindsay	Barge—Chd	1897	Lindsay, Ont.	62	0	19	0	4	0	47	W. J. C. Boyd, M.O., Bobcaygeon, Ont.
107,583	J. M. K. No. Eight.	Lindsay	Barge—Chd	1892	Lindsay, Ont.	62	0	17	2	4	3	46	W. J. C. Boyd, M.O., Bobcaygeon, Ont.
112,247	J. McD. No. 1.	Vancouver.	Scow—Chd	1899	Vancouver, B.C.	72	0	24	1	6	2	80	J. McDonald, Vancouver, B.C.
130,785	J. S. M.	Port Hawkesbury.	Schr—Glt	1912	Cap Rouge, C.B.	45	0	12	2	7	8	16	John S. Muise, Cape Rouge, N.S.
116,297	J. W.	Charlottetown	Schr—Glt	1903	Montague, P.E.I.	82	3	22	6	8	8	78	Warren Wightman, Montague, P.E.I.
116,294	J. W.	Digby.	Sloop.	1904	Shelburne, N.S.	38	0	12	5	5	3	14	The White Cove Trading Co., Ltd., White Cove, N.S.
130,862	J. W. P. No. 3.	New Westminster.	Barge Chd.	1912	New Westminster, B.C.	90	0	30	0	8	0	202	Joseph W. Pike, New Westminster, B.C.
85,715	J. R. A. No. 1.	Prescott.	Scow—Chd	1884	Tonawanda, N.Y., U.S.A.	60	0	15	0	5	4	43	W. Marleton, Goderich, Ont.
85,716	J. R. A. No. 2.	Prescott.	Scow—Chd	1884	Tonawanda, N.Y., U.S.A.	60	0	15	0	5	4	43	W. Marleton, Goderich, Ont.

ALPHABETICAL LIST of Canadian Registered Sailing Vessels on Registry Books, &c.—Continued.

LISTE ALPHABÉTIQUE des navires à voiles canadiens inscrits sur les registres, etc.—Suite.

Official Number. Numéro officiel.	Name of Ship. Nom du navire.	Port of Registry. Port d'enregistrement.	Rig. Gréement.	Built—Constructé en	Where Built. Lieu de construction.	Length in feet and 10ths. Longueur en pieds et 10 ^{es} .	Breadth in feet and 10ths. Largeur en pieds et 10 ^{es} .	Depth in feet and 10ths. Profondeur en pieds et 10 ^{es} .	Registered Tonnage. Tonnage enregistré.	Owner or Managing Owner, and Address. Armateur ou propriétaire gérant, et adresse.
50,730	J. B. Fay	Halifax	Schr—Glt	1865	Bay of Islands, Nfld	55 0	18 4	7 7	48	Frank Robertson, Montague Bridge, P.E.I.
117,072	J. B. Hamill	Toronto	Dredge—Drague		St. Catharines, Ont.	73 0	25 0	6 5	119	W. E. Phin, Toronto, Ont.
107,308	J. B. King & Co., No. 23.	Windsor, N. S.	Barge—Chd	1900	Spencer's Island, N.S.	96 3	24 1	9 5	113	Gypsum Packet Co., Ltd., Windsor, N.S.
116,814	J. B. Kitchen	Cobourg	Schr—Glt	1873	Cleveland, O., U.S.A.	132 8	26 8	11 0	302	George Plunkett, Cobourg, Ont.
100,001	J. B. Martin	Charlottetown	Schr—Glt	1890	Margaretville, N.S.	89 6	25 1	7 9	95	John Crady and John L. Read, Sum- merside, P.E.I.
107,469	J. B. P. No. One	Lindsay	Scow—Chd	1891	Lindsay, Ont.	70 0	18 6	5 0	65	Jos. Briggs Parkin, Lindsay, Ont.
107,470	J. B. P. No. Two	Lindsay	Scow—Chd	1897	Lindsay, Ont.	38 7	16 9	4 5	29	Jos. Briggs Parkin, Lindsay, Ont.
112,374	J. B. Saint	Aricbat	Schr—Glt	1902	L'Ardoise, N.S.	42 0	13 3	6 0	18	Robert Hendsbee, Half Island Cove, N. S.
126,584	J. B. Young	Lunenburg	Schr—Glt	1900	Lunenburg, N.S.	107 2	26 3	10 2	100	John B. Young, M.O., Lunenburg, N.S.
75,767	J. C. Dakin	Liverpool	Schr—Glt	1877	Liverpool, N.S.	52 5	17 4	6 7	30	Wm. Giffin, Isaac's Harbour, N.S.
111,816	J. C. No. 1	Vancouver	Scow—Chd	1901	Vancouver, B.C.	65 7	23 7	9 3	87	Henry Bell-Irving, Vancouver, B.C.
111,818	J. C. No. 2	Vancouver	Scow—Chd	1899	Vancouver, B.C.	49 5	15 0	4 0	24	John A. Cates, Vancouver, B.C.
	J. C. Weir	Montreal	Barge—Chd	1879	Sorel, Que.	92 6	18 8	5 4	126	D. Damphouse, St. Timothy, Que.
61,592	J. C. Williams	Halifax	Schr—Glt	1876	Jordan River, N.S.	56 0	18 5	7 0	29	James and Guy Freeda, Chester, N.S.

180,943	J. D. Hazen	Lunenburg	Schr—Glt	1912	LaHave, N.S.	104	8	26	2	10	2	99	Daniel Ronkey, M.O., LaHave, N.S.
100,538	J. E. Collins	Halifax	Schr—Glt	1894	Freeport, N.S.	52	2	18	2	7	0	36	Placide Bouchard, River Bourgeois, N.S.
121,664	J. E. Heppell	Quebec	Schr—Glt	1905	Bio, Que.	76	2	23	2	7	1	74	J. E. Heppell, Bio, Que.
131,086	J. E. Russells	Toronto	Drill Boat	1912	Toronto, Ont.	80	0	30	6	5	3	289	John E. Russel, Toronto, Ont
100,164	J. H. Ernst	Charlottetown	Schr—Glt	1891	Lunenburg, N.S.	80	9	23	5	9	0	74	Isaac Jackson, North Sydney, N.S.
122,472	J. H. Redfern	Ottawa	Barge—Chd	1907	Hull, Que	122	1	24	1	8	6	208	The Ottawa Transportation Co., Ltd., Ottawa, Ont.
116,853	J. J. Cox	Shelburne	Schr—Glt	1905	Shelburne, N.S.	75	0	21	9	8	1	65	Wm. T. McCarthy, et al., Shelburne, N.S.
111,510	J. L. Colwell	St. John, N.B.	Schr—Glt	1901	Cambridge, N.B.	85	1	27	4	7	6	99	J. Willard Smith, St. John, N.B.
100,837	J. M. Young	Lunenburg	Schr—Glt	1894	Lunenburg, N.S.	86	8	24	5	9	3	99	S. M. and Oscar Giffin, J. O., Goldboro, N.S.
59,994	J. W. Dunscomb	Montreal	Schr—Glt	1871	Quebec, Que.	90	0	24	8	8	6	99	The Minister of Public Works, Ottawa, Ont.
90,547	J. W. McRae	Montreal	Barge—Chd	1880	Whitehall, N.Y., U.S.A.	97	5	17	7	8	2	119	Edmond Comptois, Sorel, Que.
111,483	J. W. Paery	Quebec	Schr—Glt	1899	Ste. Fancie, Que.	80	4	21	0	6	4	79	Joseph S. Beaudet, Ste. Fancie, Que.
117,104	J. W. Todd	Ottawa	Barge—Chd	1901	Hull, Que	120	0	24	0	7	9	171	The Ottawa Transportation Co., Ltd., Ottawa, Ont.
103,771	J. Anny	Chatham, N.B.	Schr—Glt	1895	Tignish, P.E.I.	37	3	12	3	5	0	12	John Poirier, M.O., Tignish, P.E.I.
122,645	J. Bursfall	Ottawa	Barge—Chd	1908	Hull, Que.	119	7	24	1	8	0	191	The Ottawa Transportation Co., Ltd., Ottawa, Ont.
69,140	J. Croft	Halifax	Schr—Glt	1875	New Dublin, N.S.	56	6	18	5	7	5	45	Victor Bouthier, M.O., Marriotts Cove, N.S.
107,090	J. Robertson	Ottawa	Barge—Chd	1898	Hull, Que	108	0	23	0	7	2	152	The Ottawa Transportation Co., Ltd., Ottawa, Ont.
†126,126	J. Tolmie	Kingston	Schr—Glt	1874	Chicago, Ill., U.S.A.	130	2	27	0	9	2	227	Charles A. Chilver, Walkerville, Ont.
126,073	Jack Canuck	Vancouver	Sloop	1907	Vancouver, B.C.	29	6	10	8	4	8	11	Robert K. Scarlett, Vancouver, B.C.
126,652	Jack Canuck No. 3	Midland	Dredge—Dragne	1909	Midland, Ont.	63	0	24	2	6	0	113	John E. Russell, and Linden Brooks, Toronto, Ont.
83,326	Jackson	Ottawa	Barge—Chd	1881	Hull, Que	110	7	21	3	7	8	157	Joseph Wilson, Montreal, Que.
100,610	Jamboree	Shelburne	Yawl—Yole	1893	Shelburne, N.S.	44	0	11	5	8	3	14	J. B. Bland, Gaspé, Que.
92,366	James Barber	St. John, N.B.	Schr—Glt	1887	Waterborough, N.B.	79	0	26	0	6	6	80	Fred Gough and W. H. Gough, St. Martins, N.B.
84,824	James Davis	Halifax	Schr—Glt	1882	Humber Sound, Nfld.	59	0	18	0	7	3	47	Inkerman Allen, Boxford, N.B.

† Foreign name "Clara."

ALPHABETICAL LIST of Canadian Registered Sailing Vessels on Registry Books, &c.—Continued.

LISTE ALPHABÉTIQUE des navires à voiles canadiens inscrits sur les registres, etc.—Suite.

Official Number. Numéro officiel.	Name of Ship. Nom du navire.	Port of Registry. Port d'enregistrement.	Rig. Gréement.	Build—Constructé en	Where Built. Lieu de construction.	Length in feet and 10ths. Longueur en pieds et 10 ^{es} .	Breadth in feet and 10ths. Largeur en pieds et 10 ^{es} .	Depth in feet and 10ths. Profondeur en pieds et 10 ^{es} .	Registered Tonnage. Tonnage enregistré.	Owner or Managing Owner, and Address. Armateur ou propriétaire, gérant, et adresse.
130,564	James L.	Lambourg.	Schr—Glt.	1911	Tancook, N.S.	56 2	14 0	7 6	32	Arthur Koutlier, <i>et al.</i> , Halifax, N.S.
83,303	James Ryan.	Port Medway.	Schr—Glt.	1882	East Port Medway, N.S.	57 9	19 7	7 8	48	John A. Muir, Murray River, P.E.I.
*121,910	James U. Thomas.	St. John, N.B.	Schr—Glt.	1906	Shelburne, N.S.	74 0	19 7	8 0	53	William Murray, <i>et al.</i> , St. John, N.B.
103,807	James William.	Pictou, N.S.	Schr—Glt.	1908	New Glasgow, N.S.	146 4	33 5	12 7	440	Cannichael Ship Co., Ltd., New Glasgow, N.S.
126,906	Jane Anderson.	Halifax.	Schr—Glt.	1910	Petpiswick, N.S.	67 0	19 8	6 7	53	George A. W. Rowlings, Musquodibuit Harbour, N.S.
59,903	James.	Quebec.	Schr—Glt.	1869	Quebec, Que.	118 0	23 0	8 0	158	Montreal Transportation Co., Ltd., Montreal, Que.
122,087	Janet.	Charlottetown.	Schr—Glt.	1902	Montague, P.E.I.	35 0	11 6	5 8	14	Austin L. Fraser, Souris, P.E.I.
131,006	Janet.	St. John, N.B.	Yawl—Yole.	1903	South Boston, Mass., U.S.A.	41 7	12 0	5 4	15	Arthur H. Likely, St. John, N.B.
72,296	Janie B.	St. John, N.B.	Schr—Glt.	1877	Wickham, N.B.	58 9	21 2	5 4	43	Thos. Blenkhorn, Spring Hill, N.S.
107,768	Janie F.	Charlottetown.	Schr—Glt.	1902	Montague, P.E.I.	56 9	18 5	7 4	46	John Fraser, Harbour au Bouche, N.S.
130,632	Jardineville.	Richibucto.	Schr—Glt.	1908	Rexton, N.B.	34 0	11 0	4 6	10	Albert J. Arseneau, Jardineville, N.B.
100,294	Jean.	Chatham, N.B.	Schr—Glt.	1891	Caracquet, N.B.	38 8	12 8	4 4	13	Thos. DesBrisay, Bathurst, N.B.
116,916	Jean.	Liverpool.	Schr—Glt.	1905	Liverpool, N.S.	118 0	28 9	11 0	190	John C. Crosbie, St. John's, Nfld.
111,812	Jean.	Vancouver.	Scow—Chd.	1901	Vancouver, B.C.	138 5	36 7	6 1	622	British Yukon Nav. Co., Ltd., Vancouver, B.C.

*Formerly "Defender."

SESSIONAL PAPER No. 21b

126,932	Jean Joseph	Quebec	Schr—Glt	1910	Chicoutimi, Que.	79 0	21 6	5 3	50	Johnny Levesque, Chicoutimi, Que.
103,414	Jennie Myrtle	Lunenburg	Schr—Glt	1895	Lunenburg, N.S.	85 3	24 2	9 3	98	Wm. Main, <i>et al.</i> , Halifax, N.S.
126,016	Jeanne A. Pickels	Annapolis Royal	Schr—Glt	1909	Bridgetown, N.S.	139 0	33 0	11 6	300	Frank W. Pickels, M.O., Annapolis Royal, N.S.
100,858	Jeanette	Quebec	Schr—Glt	1892	Malbaie, Que.	40 0	13 9	5 6	18	R. Asselin, St. Michel de Bellechasse, Que.
121,434	Jeanne & Annie	Halifax	Schr—Glt	1900	Spry Bay, N.S.	43 0	12 8	6 9	16	Gabriel Bellard, Louisburg, N.S.
116,822	Jeanet	Barrington	Sloop	1902	Clarke's Harbour, N.S.	29 0	12 2	5 7	11	Thomas A. Kenney, Clarke's Harbour, N.S.
116,665	Jeanette	Midland	Schr—Glt	1881	Mount Clements, Mich., U.S.A.	145 0	28 5	10 9	334	The Morden Transit Co., Ltd., Midland, Ont.
88,579	Jennie	Montreal	Schr—Glt	1871	Garden Island, Ont.	168 0	26 6	11 8	438	Montreal Transportation Co., Ltd., Montreal, Que.
83,091	Jennie	Port Hawkesbury	Schr—Glt	1879	Prate Harbour, N.S.	30 1	10 2	5 3	11	Peter C. Bosdet, West Arichat, N.S.
100,307	Jennie	Windsor, Ont.	Schr—Glt	1891	Erin, Mich., U.S.A.	75 9	20 6	4 0	50	Denis Onelette, Belle River, Ont.
103,191	Jennie B.	Halifax	Schr—Glt	1894	Brooklyn, N.S.	34 0	13 6	5 8	13	Elijah J. Covey, Indian Harbour, N.S.
* 80,061	Jeanne C.	St. John, N.B.	Schr—Glt	1880 } Chipman, N.B. 1899 } Rebuilt		86 2	26 8	7 0	98	A. W. Adams, <i>et al.</i> , St. John, N.B.
130,467	Jennie E. Duff	Lunenburg	Schr—Glt	1911	Bridgewater, N.S.	106 8	26 5	10 5	99	William Duff, M.O., Lunenburg, N.S.
126,822	Jennie E. Ritcey	Lunenburg	Schr—Glt	1910	Shelburne, N.S.	112 0	25 8	10 6	97	Arthur Ritcey, M.O., Riverport, N.S.
112,312	Jennie L.	St. Andrews	Sloop	1899	Machias, Me., U.S.A.	40 0	14 2	6 4	21	Thos. H. Lord, West Isles, N.B.
122,138	Jennie L.	Yarmouth	Sloop	1905	Clyde, N.S.	30 0	11 0	6 0	10	James A. Smith, Port La Tour, N.S.
78,048	Jennie May	Chatham, N.B.	Schr—Glt	1880	Tignish, P.E.I.	44 0	14 6	5 9	19	J. McGrath, Tignish, P.E.I.
130,735	Jennie P. S.	Lunenburg	Schr—Glt	1911	Tancook, N.S.	59 2	14 0	7 6	34	Creighton Young, M.O., Hacketts Cove, N.S.
79,919	Jennie Palmer	Dorchester	Schr—Glt	1889	Dorchester, N.B.	75 2	24 2	7 2	78	Mrs. Hugh Alcorn, Harvey, N.B.
117,183	Jennie Roy	Yarmouth	Sloop	1904	Shelburne, N.S.	32 0	10 6	6 0	10	L. Smith, M.O., Port La Tour, N.S.
122,691	Jennie T.	St. Andrews	Schr—Glt	1907	Belliveau's Cove, N.S.	41 0	16 0	7 6	31	James F. Nesbitt and George E. Thomas, Grand Manan, N.B.
90,832	Jenny Lind	Montreal	Sloop	1885	St. Thomas de Pierreville, Que.	102 6	22 7	5 9	101	J. Laforet, Sorel, Que.
.....	Jenny Lind	Montreal	Barge—Chd	1859	St. Francis, Que.	85 0	22 7	6 1	41	L. St. Pierre, Yamaski, Que.
103,289	Jersey Lily	Chatham, N.B.	Schr—Glt	1895	Caraquet, N.B.	37 2	12 8	4 8	12	T. Abier, Shippigan, N.B.
59,475	Jessen	Lunenburg	Schr—Glt	1871	Lunenburg, N.S.	66 0	21 0	8 4	59	Dominick White, Neguac, N.B.

* Formerly "Welcome Home."

ALPHABETICAL LIST of Canadian Registered Sailing Vessels on Registry Books, &c.—Continued.
 LISTE ALPHABÉTIQUE des navires à voiles canadiens inscrits sur les registres, etc.—Suite.

Official Number. Numéro officiel.	Name of Ship. Nom du navire.	Port of Registry. Port d'enregistrement.	Rig. Gréement.	Built—Constructé en	Where Built. Lieu de construction.	Length in feet and 10ths. Longueur en pieds et 10es.	Breadth in feet and 10ths. Largeur en pieds et 10es.	Depth in feet and 10ths. Profondeur en pieds et 10es.	Registered Tonnage. Tonnage enregistré.	Owner or Managing Owner, and Address. Armateur ou propriétaire géant, et adresse.
80,950	Jessie	Chatham, N.B.	Schr—Glt.	1882	Charlo, N.B.	36 4	13 7	5 0	14	S. McGregor, Charlo, N.B.
100,542	Jessie	Digby	Schr—Glt.	1895	Freeport, N.S.	41 0	15 3	6 0	17	Joseph Parker, Hall's Harbour, N.S.
88,563	Jessie	Kingston	Sloop	1869	Clayton, N.Y., U.S.A.	63 6	13 6	5 0	29	R. Kimberley, Portland, Ont.
111,664	Jessie	Montreal	Barge—Chd.	1902	Charlottesville, Que.	97 5	26 4	5 1	93	The Charlemagne & Lac Ouareau Lumber Co., Ltd., Montreal, Que.
66,078	Jessie	Quebec	Barge—Chd.	1873	Yamaska, Que.	107 0	22 3	8 2	137	Pierre Lacroix, Sorel, Que.
59,186	Jessie	St. John, N.B.	Schr—Glt.	1868	Rexton, N.B.	78 2	25 0	6 4	72	H. V. Brewster, Albert, N.B.
111,787	Jessie	Victoria	Schr—Glt.	1890	Bancata, U.S.A.	76 0	24 5	7 0	48	Herbert G. Wilson, Victoria, B.C.
116,557	Jessie Ashley	Maitland	Schr—Glt.	1908	Maitland, N.S.	95 7	26 0	8 6	122	William Anthony, Maitland, N.S.
107,478	Jessie C.	Digby	Sloop	1890	Grand Manan, N.B.	28 5	11 5	5 0	10	Handley Lewis, Port Lorne, N.S.
112,316	Jessie C.	St. Andrews	Schr—Glt.	1903	Belliveau's Cove, N.S.	31 0	13 6	8 0	18	John M. Calder, Campo Bello, N.B.
103,997	Jessie James	St. Andrews	Sloop	1897	Grand Manan, N.B.	30 0	11 2	5 0	11	Mrs. Josephine Frankland, Grand Manan, N.B.
111,998	Jessie K.	Annapolis Royal	Schr—Glt.	1903	Parker's Cove, N.S.	36 5	11 0	4 8	11	John Hackenley, Grandville, N.S.
64,006	Jessie Lent	St. John, N.B.	Schr—Glt.	1870	Freeport, N.S.	51 5	17 5	5 8	28	Marshall Stinson, St. Andrews, N.B.
83,311	Jessie M. Vogler	Port Medway	Schr—Glt.	1884	Vogler's Cove, N.S.	76 6	22 5	8 8	77	George Cunningham, Halifax, N.S.
71,331	Jessie Newell	Charlottetown	Schr—Glt.	1857	Essex, Mass., U.S.A.	70 4	19 7	8 0	63	Daniel Daley, et al., Iris, P. E. I.

SESSIONAL PAPER No. 21b

116,823	Jessie Roy	Barrington	Sloop	1902	Clarke's Harbour, N.S.	33 3	12 0	6 3	12	Job. A. Crowell, Charles's Harbour, N.S.
116,747	Jessie W.	Halifax	Schr—Glt	1905	Indian Harbour, N.S.	39 5	10 6	5 3	12	Jacob Manuel, Canso, N.S.
103,593	Jessie & Ada	Charlottetown	Schr—Glt	1896	Crapaud, P.E.I.	36 4	13 0	5 3	14	Duncan J. Riley, Belle River, P.E.I.
64,594	Jet	Montreal	Barge—Chd	1871	Quebec, Que.	137 8	29 6	9 5	312	The Touzin Sand Co., Ltd., Montreal, Que.
74,019	Jewel	Lunenburg	Schr—Glt	1876	Shelburne, N.S.	68 0	21 2	7 8	52	Mrs. Sarah Young, M.O., Lunenburg, N.S.
94,904	Johan.	New Westminster	Sloop	1890	New Westminster, B.C.	36 0	11 0	5 0	16	Mrs. Grace Cruikshank, New Westminster, B.C.
112,398	Joe	Ottawa	Barge—Chd	1901	Ville Marie, Que.	46 0	11 0	3 0	7	Jos. Lavigne, Ville Marie, Que.
	Johanna	Windsor, Ont.	Scow—Chd	1897	Pike Creek, Ont.	69 0	17 6	4 0	40	M. Thibert, jr., Belle River, Ont.
100,958	John B.	Chatham, N.B.	Schr—Glt	1892	Shippigan, N.B.	34 5	12 2	5 0	11	W. S. Leggie Co., Ltd., Chatham, N.B.
100,969	John Bull	Chatham, N.B.	Schr—Glt	1892	Caracquet, N.B.	34 3	11 6	4 8	10	James Anderson, Church Point, N.B.
80,718	John Bull	Paspébiac	Cutter	1892	Paspébiac, Que.	43 3	12 5	5 4	20	Robin, Jones & Whitman Ltd., Halifax, N.S.
21,822	John Crete	Montreal	Sloop	1901	Grandes Piles, Que.	62 4	9 4	1 8	8	George Crete, Grandes Piles, Que.
66,036	John Day	Quebec	Sloop	1870	St. Aimé, Que.	106 3	22 8	8 0	136	Flavien Morin, Champlain, Que.
51,365	John E. Dennis	St. Andrews	Schr—Glt	1865	Beaver River, N.S.	35 0	14 0	5 1	18	Alfred Stanley, sr., Grand Manan, N.B.
71,071	John G. Koltage	Amherstburg	Schr—Glt	1869 1883	Amherstburg, Ont.	79 3	22 2	7 3	88	James Schell and Robert Reid, Red Bay, Ont.
126,063	John G. Seringeour	Charlottetown	Schr—Glt	1908	Murray Harbour, P.E.I.	34 0	12 2	4 8	14	Herbert Williams, Beach Point, Murray Harbour, P.E.I.
78,032	John Gales	Chatham, Ont.	Schr—Glt	1879	Mitchell's Bay, Ont.	70 0	16 3	5 0	42	Joseph Lesperance, Belle River, Ont.
80,668	John Gaskin	Montreal	Barge—Chd	1881	Kingston, Ont.	165 8	31 4	12 1	487	Montreal Transportation Co., Ltd., Montreal, Que.
83,310	John Gray	Ottawa	Barge—Chd	1881	Hull, Que.	110 0	22 0	7 4	156	Joseph Wilson, Montreal, Que.
61,572	John Halifax	Shelburne	Schr—Glt		Danvers, U.S.A.	75 8	21 2	7 5	63	Wm. Trenholm, East Wallace, N.S.
96,704	John Heney	Ottawa	Barge—Chd	1889	Ottawa, Ont.	111 0	22 6	6 9	155	The Ottawa Transportation Co., Ltd., Ottawa, Ont.
126,151	John Kennedy	Montreal	Dredge—Drague	1892	Levis, Que.	92 2	36 7	6 9	359	Harbour Commissioners of Montreal, Montreal, Que.
121,795	John L.	Yarmouth	Sloop	1905	Tusket Wedge, N.S.	34 0	11 0	6 0	11	Bert Simpson, Sand Point, N.S.
116,609	John Magee	Montreal	Barge—Chd	1869	Oswego, N.Y., U.S.A.	142 1	26 2	11 2	312	Joseph and Albert Robillard, Montreal, Que.
71,135	John McBride	Belleville	Schr—Glt	1877	Port Dover, Ont.	58 8	15 6	5 4	42	Edward Quinn, Belleville, Ont.

ALPHABETICAL LIST of Canadian Registered Sailing Vessels on Registry Books, &c.—Continued.

LISTE ALPHABÉTIQUE des navires à voiles canadiens inscrits sur les registres, etc.—Suite.

Official Number. Numéro officiel.	Name of Ship. Nom du navire	Port of Registry. Port d'enregistrement.	Rig. Gréement.	Built—Construit en	Where Built. Lieu de construction	Length in feet and 10ths. Longueur en pieds et 10es.	Breadth in feet and 10ths. Largeur en pieds et 10es.	Depth in feet and 10ths. Profondeur en pieds et 10es.	Registered tonnage. Tonnage enregistré.	Owner or Managing Owner, and Address. Armateur ou propriétaire gérant, et adresse.
75,779	John Millard.....	Charlottetown.....	Schr—Glt.....	1881	Liverpool, N.S.....	72 5	22 2	8 5	69	Anthony Arsenau, Grandigue, N.B.
85,714	John R. Arnoldi.....	Prescott.....	Dredge—Drague.....	1884	Tonawanda, N.Y., U.S.A.	72 0	23 0	5 4	68	Wm. Marleton, Goderich, Ont.
130,268	John R. Booth.....	Ottawa.....	Barge—Chd.....	1911	Hull, Que.....	113 0	24 2	7 8	179	The Ottawa Transportation Co., Ltd., Ottawa, Ont.
100,128	John T. Mott.....	Wallaceburg.....	Schr—Glt.....	1869	Oswego, N.Y., U.S.A.....	137 0	26 0	11 0	309	J. McAulay, Warton, Ont.
97,148	John & Frank.....	St. John, N.B.....	Schr—Glt.....	1853	Salisbury, Me., U.S.A.....	66 8	21 2	6 6	56	Daniel C. Teare, Alma, N.B.
103,134	Johnney.....	Quebec.....	Schr—Glt.....	1894	Rivière du Loup, Que.....	58 8	19 0	5 2	36	Wilfred Pednault, Fraserville, Que.
111,850	Johnny M.....	Chatham, N.B.....	Schr—Glt.....	1896	Alberton, P.E.I.....	38 8	13 2	5 3	12	J. T. Murphy, Campbellton, N.B.
83,097	Joseph Ann.....	Port Hawkesbury.....	Schr—Glt.....	1884	Margaree, N.S.....	45 7	15 5	6 4	22	Peter Bleamphie, Arichat, N.S.
103,247	Joseph Arthur R.....	Montreal.....	Sloop.....	1894	Lanoraie, Que.....	131 6	27 3	11 3	289	Joseph Robillard, Montreal, Que.
116,689	Joseph Doucet.....	Richibucto.....	Schr—Glt.....	1909	Jardineville, N.B.....	34 6	11 6	4 6	10	W. F. Hannay, Richibucto, N.B.
126,825	Joseph Earle.....	Lunenburg.....	Schr—Glt.....	1910	Tancook, N.S.....	54 0	14 2	7 6	29	Alexander Slauwhite, M.O., Terence Bay, N.S.
100,182	Joseph Edward R.....	Montreal.....	Sloop.....	1891	Lanoraie, Que.....	120 0	26 2	8 6	229	Joseph Robillard, Montreal, Que.
130,626	Joseph Lester.....	Yarmouth.....	Schr—Glt.....	1912	Pubnico, N.S.....	41 0	12 4	5 0	15	Joseph R. Amiro, West Pubnico, N.B.
94,789	Joseph McGill.....	Pictou, N.S.....	Schr—Glt.....	1889	Shelburne, N.S.....	81 0	23 4	9 7	99	David Roberts, Tatamagouche, N.S.
130,991	Joseph Marie G.....	Chatham, N.B.....	Schr—Glt.....	1912	Little Lameque, N.B.....	39 0	14 7	6 3	22	Charles Gauvin, Little Lameque, N.B.

SESSIONAL PAPER No. 21b

94,970	Joseph O.	Lauenburg	Schr—Glt	1889	Pleasantville, N.S.	58 4	20 0	7 5	53	Mrs. Ellen White, Georgetown, P.E.I.
103,871	Joseph Souillière	Montreal	Sloop	1896	Sorel, Que.	102 0	23 1	6 2	116	J. Souillière, Sorel, Que.
126,494	Joseph Touzin	Montreal	Scow—Chd.	1900	Vercheres, Que.	101 0	31 5	7 0	244	The Touzin Sand Co., Ltd., Montreal, Que.
100,965	Josephine	Chatham, N.B.	Schr—Glt	1893	Caraquet, N.B.	36 5	12 6	4 8	11	P. Rivo, Caraquet, N.B.
69,642	Josephine	Quebec	Schr—Glt	1861	Grondines, Que.	82 1	22 5	8 6	106	Joseph Lavoie, St. Luce, Que.
73,986	Josephine	Quebec	Schr—Glt	1876	Bay St. Paul, Que.	54 5	18 0	8 1	46	Joseph Desgagnez, Anse St. Jean, Chicoutimi, Que.
*116,951	Josephine	Quebec	Barge—Chd	1871	Manistee, Mich., U.S.A.	163 6	29 2	10 0	355	The Price Brothers & Co., Ltd., Quebec, Que.
77,892	Josephine	Sackville	Schr—Glt	1879	Baie Verte, N.B.	33 6	12 4	4 7	12	L. Burke, Botsford, N.B.
121,692	Josephine	Yarmouth	Sloop	1904	Cape Island, N.S.	33 0	11 0	6 0	10	F. N. Newell, M.O., Cape Island, N.S.
103,867	Josephine Swanton	Halifax	Schr—Glt	1867	Booth Bay, Me., U.S.A.	72 5	21 4	7 2	63	Constant G. Church, Chester, N.S.
83,461	Josie L. Day	Digby	Schr—Glt	1878	Pembroke, Me., U.S.A.	42 5	15 0	5 9	16	W. H. Anderson, Parker's Cove, N.S.
122,594	Josie W.	St. Andrews	Sloop	1908	Shelburne, N.S.	42 0	12 9	5 7	15	Lorenzo C. Watt, North Head, Grand Manan, N.B.
126,592	Jost	Parrishore	Schr—Glt	1910	Port Greville, N.S.	134 1	32 2	11 2	299	Hubert W. Elderkin, M.O., Port Greville, N.S.
111,725	Juanita	Lauenburg	Schr—Glt	1902	Lauenburg, N.S.	91 0	24 8	10 0	100	Wm. C. Smith, et al., Lauenburg, N.S.
116,673	Juanita	St. Andrews	Sloop	1900	West Isles, N.B.	36 0	13 0	6 0	14	Henry H. Baneroff, Grand Manan, N.B.
88,454	Jubilee	Arichat	Schr—Glt	1887	Port Royal, N.S.	51 1	17 6	7 5	34	Arthur Parrier, Descons, N.S.
73,081	Jubilee	Montreal	Barge—Chd	1875	St. Marcel, Que.	90 0	21 5	5 0	71	D. Chausse, Lanoraie, Que.
107,532	Jubilee	St. John, N.B.	Sloop	1887	Rothsay, N.B.	25 2	10 0	3 1	5	H. A. Allison, St. John, N.B.
100,352	Julia	Quebec	Schr—Glt	1891	St. Luce, Que.	59 0	18 0	6 6	43	François and Joseph Gamment, J.O., Berthier, Que.
75,566	Julia A.	Charlottetown	Schr Glt	1877	La Have, N.S.	41 0	14 0	5 6	15	A. P. Provost, Murray Harbour South, P.E.I.
90,613	Julia Ann	Moncton	Schr—Glt	1886	Cocagne, N.B.	45 8	16 4	5 8	27	Simon Burk, Cocagne, N.B.
126,468	Julia B. Merrill	Kingston	Schr—Glt	1872	Wemona, Mich., U.S.A.	128 0	26 5	8 4	190	Henry Daryaw, M.O., Wolfe Island, Ont.
122,120	Julia F. C.	Sydney	Schr—Glt	1907	Ingomish, N.S.	40 0	12 5	6 8	12	Joseph F. Young, et al., Ingomish, N.S.
116,363	Julia Larson	Godorich	Schr—Glt	1877	Sand Beach, Mich., U.S.A.	71 8	18 3	6 5	61	James A. Low, Port Dover, Ont.

* Formerly "Eva S. Robinson."

ALPHABETICAL LIST of Canadian Registered Sailing Vessels on Registry Books, &c.—Continued.

LISTE ALPHABÉTIQUE des navires à voiles canadiens inscrits sur les registres, etc.—Suite.

Official Number. Numéro officiel.	Name of Ship. Nom du navire.	Port of Registry. Port d'enregistrement.	Rig. Gréement.	Built—Constructé en	Where Built. Lieu de construction.	Length in feet and 10ths. Longueur en pieds et 10 ^{es} .	Breadth in feet and 10ths. Largeur en pieds et 10 ^{es} .	Depth in feet and 10ths. Profondeur en pieds et 10 ^{es} .	Registered Tonnage. Tonnage enregistré.	Owner or Managing Owner, and Address. Armateur ou propriétaire gérant et adresse.
126,869	Julia Murphy.....	Sault Ste. Marie.....	Dredge—Drague.....	1911	Richards Landing, Ont.	55 5	24 0	5 5	108	John L. Kennedy, Garden River, Ont.
103,616	Julie.....	Quebec.....	Sloop.....	1894	Les Escoumains, Que....	63 0	19 3	5 5	53	Alfred Lavoie, Bate St. Paul, Que.
75,990	Julie Ann.....	Chatham, N.B.....	Schr—Glt.....	1878	Richibucto, N.B.....	35 8	13 2	4 4	9	Anthony Arsenean, Richibucto, N.B.
126,670	Julie Opp.....	Shelburne, N.S.....	Schr—Glt.....	1911	Shelburne, N.S.....	69 8	17 8	7 9	38	Herbert R. Swin, M.O., Lockport, N.S.
107,663	Juliette.....	Quebec.....	Schr—Glt.....	1899	Bay St. Paul, Que.....	63 0	20 6	7 8	62	Geo. Fuze, Mille Vaches, Que.
103,432	Julio.....	Ottawa.....	Barge—Chd.....	1894	Kippewa, Que.....	40 5	10 0	3 0	7	W. H. Hurdman, Ottawa, Ont.
83,988	Jumbo.....	Ottawa.....	Barge—Chd.....	1883	Smith's Falls, Ont.....	106 0	22 6	7 2	158	The Ottawa Transportation Co., Ltd., Ottawa, Ont.
103,439	Jumbo.....	Ottawa.....	Barge—Chd.....	1890	Buckingham, Que.....	68 4	14 9	3 4	30	O. M. Harris, Montreal, Que.
85,713	Jumbo.....	Prescott.....	Scow—Chd.....	1880	Sorel, Que.....	136 0	20 0	6 0	150	Can. Pac. Car & Pass. Transfer Co., Ltd., Prescott, Ont.
130,693	Justice H.....	Halifax.....	Schr—Glt.....	1912	Fourchu, N.S.....	60 0	18 4	8 2	48	Albert B. Hooper, Fourchu, N.S.
122,183	Justina.....	Arichat.....	Schr—Glt.....	1907	River Bourgeois, N.S....	35 0	10 5	5 2	10	Isaiah Boudrot, River Bourgeois, N.S.
111,988	K. 1.....	Vancouver.....	Scow—Chd.....	1899	Blaine, Wash., U.S.A....	44 0	12 0	4 0	16	The Fraser River Oil & Guano Co., Ltd., Vancouver, B.C.
111,989	K. 2.....	Vancouver.....	Scow—Chd.....	1899	Blaine, Wash., U.S.A....	44 0	12 0	4 0	16	The Fraser River Oil & Guano Co., Ltd., Vancouver, B.C.
122,376	K II.....	Vancouver.....	Scow—Chd.....	1906	New Westminster, B.C....	66 9	26 0	6 7	107	George C. McKeen, Vancouver B.C.,

130,560	K. 26.	Vancouver.	Scow—Chd.	1911	New Westminster, B.C.	62 7	26 0	6 9	102	George C. McKeen, Vancouver, B.C.
117,151	K. W. No. 3.	New Westminster.	Barge—Chd.	1905	New Westminster, B.C.	41 0	18 0	4 5	34	G. C. McKeen, Vancouver, B.C., and L. Wilson, New Westminster, B.C.
126,219	K. W. No. 10.	Vancouver.	Scow—Chd.	1908	Vancouver, B.C.	59 5	23 1	6 9	89	George C. McKeen and Leonard Wilson, Vancouver, B.C.
107,713	K. & G. No. 1.	Vancouver.	Barge—Chd.	1890	Vancouver, B.C.	82 4	30 4	6 4	137	Wm. L. Nicol, Vancouver, B.C.
103,301	K. & S. No. 2.	New Westminster.	Barge—Chd.	1895	Kaslo, B.C.	75 8	26 0	6 0	101	The Kaslo & Slocan Ry. Co., New Westminster, B.C.
122,369	K. & W. No. 1.	Vancouver.	Scow—Chd.	1899	New Westminster, B.C.	55 0	19 2	5 1	50	John J. Goodwin, Victoria, B.C.
117,005	K. & W. No. 4.	Vancouver.	Scow—Chd.	1901	New Westminster, B.C.	76 7	26 0	6 6	112	Leonard Wilson, New Westminster, B.C. and George C. McKeen, Vancouver, B.C.
130,796	K. & W. No. 8.	Vancouver.	Barge—Chd.	1907	New Westminster, B.C.	64 0	25 8	7 0	97	George C. McKeen, Vancouver, B.C.
103,458	K. McKenzie.	Aricbat.	Sehr—Glt.	1898	L'Ardoise, N.S.	42 2	13 5	6 2	17	Charles Trenholm, Port Elgin, N.B.
107,672	Karen.	Quebec.	Sloop.	1897	Yarmouth, N.S.	40 0	12 0	4 4	16	John Foreman, Montreal, Que.
130,722	Karina II.	Port Hawkesbury.	Sehr—Glt.	1912	Eastern Harbor, N.S.	57 0	14 3	8 2	21	Lubin S. Chasson, Eastern Harbour, N.S.
107,970	Karmoe.	Lunenburg.	Sehr—Glt.	1900	Lunenburg, N.S.	95 6	24 6	9 4	97	Clarence W. Anderson, Sherbrooke, N.S.
116,509	Kasaga.	Lunenburg.	Sehr—Glt.	1904	LaHave, N.S.	63 2	20 4	7 6	59	F. T. B. Young, M.O., Caraquet, N.B.
92,290	Katahdin.	Owen Sound.	Sehr—Glt.	1888	Owen Sound, Ont.	150 0	30 9	10 9	381	Eugene A. LeBel, Sarnia, Ont. and Wm. Turnbull, Huntsville, Ont.
	Kate.	Montreal.	Barge—Chd.	1862	St. Francis, Que.	101 2	22 1	7 2	113	L. St. Denis, LaChine, Que.
64,289	Kate.	Quebec.	Sehr—Glt.	1871	Green Bay, Nfld.	70 0	18 0	8 9	68	Richard Turner, Quebec, Que.
38,515	Kate B.	Aricbat.	Sehr—Glt.	1872	River Bourgeois, N.S.	54 9	18 0	7 6	35	John McMullin, Bridgeport, N.S.
59,369	Kate Clark.	St. Andrews.	Sehr—Glt.	1873	Trenton, Me., U.S.A.	60 3	21 5	7 1	54	Thomas E. Sherwood, New York, U.S.A.
94,849	Kate Grant.	Windsor, Ont.	Sehr—Glt.	1880	Comauit, U.S.A.	60 4	17 8	4 0	47	Denis Parent, Tecumseh, Ont.
126,012	Katherine V. Mills.	Annapolis Royal.	Sehr—Glt.	1908	Granville Ferry, N.S.	118 0	29 8	10 2	216	Eber A. Sarty, et al., LaHave, N.S.
112,169	Kathleen.	Chatham, N.B.	Sehr—Glt.	1903	Shippigan, N.B.	38 0	12 9	5 9	15	Wm. Fruing & Co., Ltd., Jersey, C.I.
107,543	Kathleen.	St. John, N.B.	Sehr—Glt.	1891	Rothessy, N.B.	23 2	9 0	3 6	4	Albert McArthur, St. John, N.B.
126,136	Kathleen W.	Halifax.	Sehr—Glt.	1908	Dartmouth, N.S.	47 0	14 3	7 0	22	Robert J. Slannwhite, Terence Bay, N.S.
94,670	Katie A. Burns.	Charlottetown.	Sehr—Glt.	1880	St. Mary's, N.S.	53 5	17 0	6 8	36	John Agnew, Alberton, P.E.I.
103,469	Katie B.	Aricbat.	Sehr—Glt.	1900	River Bourgeois, N.S.	41 5	13 9	5 9	16	John Burke, River Bourgeois, N.S.

ALPHABETICAL List of Canadian Registered Sailing Vessels on Registry Books, &c.—Continued.

LISTE ALPHABÉTIQUE des navires à voiles canadien inscrits sur les registres, etc.—Suite.

Official Number. Numéro officiel.	Name of Ship. Nom du navire.	Port of Registry. Port d'inscription.	Rig. Gréement.	Built—Constructé en	Where Built. Lieu de construction.	Length in feet and 10ths. Longueur en pieds et 10es.	Breadth in feet and 10ths. Largeur en pieds et 10es.	Depth in feet and 10ths. Profondeur en pieds et 10es.	Registered Tonnage. Tonnage enregistré.	Owner or Managing Owner, and Address. Armateur ou propriétaire gérant, et adresse.
83,105	Katie Pell	Richibucto	Schr—Glt	1888	Richibucto, N.B.	32 9	11 6	4 9	11	John L. Murphy, Campbellton, N.B.
126,196	Katie Brainard	Windsor, Ont.	Scow—Chd.	1871	Marine City, Mich., U.S.A.	168 0	29 5	8 8	398	Grant Horne and George Y. Chown, Kingston, Ont.
66,259	Katie E. Stuart	Halifax	Schr—Glt	1871	West Cape, P.E.I.	63 4	20 2	7 6	54	Isaac Gagné, Anchor Point, Nfld.
97,074	Katie E. Wall	Charlottetown	Schr—Glt	1892	Princetown Royalty, P.E.I.	43 9	14 7	6 3	23	David M. Jackson, Tidnish, N.S.
75,911	Katie Eccles	Napanee	Schr—Glt	1877	Deseronto, Ont.	95 0	24 0	8 0	122	C. J. McCallum, Port Colborne, Ont.
125,998	Katie H.	Quebec	Barge—Chd	1908	Quebec, Que.	154 0	30 2	9 7	370	The Quebec Transportation & Forwarding Co., Ltd., Quebec, Que.
111,795	Katie J.	Port Hawkesbury	Schr—Glt	1905	West Arichat, N.S.	39 9	12 6	4 5	11	J. McNeil, Port Hawkesbury, N.S.
100,216	Katie M.	Halifax	Schr—Glt	1890	Little Harbour, N.S.	35 6	13 3	4 8	11	T. Brophy, Prospect, N.S.
122,131	Katie M.	Yarmouth	Sloop	1906	Port La Tour, N.S.	30 0	10 6	6 0	10	Clifford Reynolds, Port La Tour, N.S.
126,563	Katie Margaret	Sydney	Schr—Glt	1909	Ingonish, N.S.	39 5	11 6	5 6	15	Peter Dickson, M.O., South Harbour, N.S.
96,936	Katie & Ella	Charlottetown	Sloop	1880	Five Mile River, Conn., U.S.A.	47 5	15 8	4 8	20	Alexander McLauchlan, jr., Stan- hope, P.E.I.
126,285	Katrina	St. John, N.B.	Yawl—Yole	1909	Rothsaway, N.B.	50 2	14 6	7 5	28	Wallace Rupert Turnbull, Rothsay, N.B.
77,957	Kedron	Annapolis Royal	Schr—Glt	1880	Granville, N.S.	45 9	16 1	6 3	22	Ansell Snow, Digby, N.S.
122,562	Keene	Peterborough	Barge—Chd	1907	Birdsalls, Ont.	80 0	18 0	4 0	48	Francis Barnes and James D. Simp- son, Birdsalls, Ont.

80,573	Keepsake.....	Windsor, Ont.....	Schr—Glt.....	1880	River Puce, Ont.....	72	6	19	9	3	7	45	Horace Fleury, Belle River, Ont.
94,934	Kewatin.....	Port Hope.....	Schr—Glt.....	1888	Lakeport, Ont.....	120	0	25	0	10	0	199	James Doherty, Belleville, Ont.
107,077	Kelpie.....	St. John, N.B.....	Sloop.....	1883	Yarmouth, N.S.....	24	1	10	0	2	3	5	R. C. B. Kaye, St. John, N.B.
126,636	Kennaquhair.....	St. Catharines.....	Dredge—Drague.....	1908	Welland, Ont.....	100	0	40	0	9	5	462	William F. Phin, Welland, Ont.
121,798	Kenneth S.....	Yarmouth.....	Sloop.....	1904	Clarke's Harbour, N.S.....	31	0	10	6	6	0	10	B. C. Smith and M. F. Atkinson, Yarmouth, N.S.
122,290	Kerwood.....	Yarmouth.....	Schr—Glt.....	1908	Shedburne, N.S.....	91	0	21	5	9	6	84	The Lockport Cold Storage Co., Ltd., Lockport, N.S.
126,719	Kota.....	St. John, N.B.....	Barge—Chd.....	1910	Gagetown, N.B.....	60	0	21	9	4	0	81	J. S. Gregory, St. John, N.B.
92,548	Kildonan.....	Montreal.....	Schr—Glt.....	1888	Kingston, Ont.....	174	1	33	0	11	1	499	Montreal Transportation Co., Ltd., Montreal, Que.
107,778	Kimberley.....	Chatham, N.B.....	Barge—Chd.....	1900	Chatham, N.B.....	115	3	21	5	6	1	148	J. B. Snowball Co., Ltd., Chatham, N.B.
111,404	Kimberley.....	Lunenburg.....	Schr—Glt.....	1900	Mahone Bay, N.S.....	91	8	24	5	9	5	92	Charles McLean, et al., Hubbards Cove, N.S.
126,685	Kimproso.....	Montreal.....	Sloop.....	1909	Yanaska, Que.....	109	3	23	2	8	0	146	Moise Robitoux, Yanaska, Que.
92,507	Kinetics.....	St. Andrews.....	Sloop.....	1884	Back Bay, N.B.....	29	6	11	2	6	0	10	Frank Pendleton, West Isles, N.B.
126,595	King Daniel.....	Parrsboro.....	Schr—Glt.....	1910	Five Islands, N.S.....	50	2	16	6	5	5	29	George C. Morrison, Economy, N.S.
111,466	King Edward.....	Chatham, N.B.....	Schr—Glt.....	1901	Carraquet, N.B.....	38	5	13	0	5	3	14	Robin, Jones & Whitman, Ltd., Halifax, N.S.
122,482	King Edward.....	Quebec.....	Dredge—Drague.....	1903	Montreal, Que.....	106	8	36	5	7	0	330	William J. Poupore, Montreal, Que.
103,949	King Fisher.....	Chatham, N.B.....	Schr—Glt.....	1899	Shippigan, N.B.....	28	0	12	7	5	0	13	Wm. Fraung & Co., Ltd., Jersey, C.I.
116,408	King George.....	Victoria.....	Schr—Glt.....	1903	Masset, B.C.....	45	0	12	5	4	8	16	Thos. Natkonan, Massett, B.C.
125,965	King Josiah.....	Parrsboro.....	Schr—Glt.....	1908	Port Grenville, N.S.....	98	1	28	7	8	9	147	Joseph Soley, et al., Lower Economy, N.S.
88,516	Kingfisher.....	Sydney.....	Schr—Glt.....	1881	Iugonish, N.S.....	33	9	13	2	5	1	10	Paul Power, North Sydney, N.S.
88,581	Kingfisher.....	Yarmouth.....	Schr—Glt.....	1884	Eol Brook, N.S.....	59	8	19	1	7	3	47	Mrs. Mary Jane Daley, Commercial Cross, Lot 59, P.E.I.
.....	Kinghorn.....	Montreal.....	Barge—Chd.....	1871	Montreal, Que.....	131	0	24	8	9	1	303	Montreal Transportation Co., Ltd., Montreal, Que.
94,740	King's County.....	Windsor, N.S.....	Ship—3 m.....	1890	Kingsport, N.S.....	255	0	45	5	25	7	2061	The Ship King's County Co., Ltd., Wolfville, N.S.
122,551	Kingsford.....	Collingwood.....	Dredge—Drague.....	1895	Buffalo, N.Y., U.S.A.....	85	7	30	0	8	2	276	Charles S. Iacone, Toronto, Ont.
103,958	Kingston.....	Montreal.....	Barge—Chd.....	1898	Kingston, Ont.....	181	0	35	0	12	0	578	Montreal Transportation Co., Ltd., Montreal, Que.
116,869	Kippewa.....	Ottawa.....	Barge—Chd.....	1903	Turtle Portage, Que.....	83	0	16	1	1	3	57	Patrick Kelly, Turtle Portage, Que.

ALPHABETICAL LIST of Canadian Registered Sailing Vessels on Registry Books, &c.—Continued.

LISTE ALPHABÉTIQUE des navires à voiles canadiens inscrits sur les registres, etc.—Suite.

Official N um ber.	Name of Ship. Nom du navire.	Port of Registry. Port d'enregistre- ment.	Rig. Gréement.	Built.—Constructé en	Where Built. Lieu de construction.	Length in feet and 10ths. Longueur en pieds et 10es.	Breadth in feet and 10ths. Largeur en pieds et 10es.	Depth in feet and 10ths. Profondeur en pieds et 10es.	Registered tonnage. Tonnage enregistré.	Owner or Managing Owner, and Address. Armateur ou propriétaire gérant, et adresse.
126,734	Kirk 1.	Vancouver.	Scow—Chd.	1894	Vancouver, B.C.	69 0	24 4	6 4	102	Alfred R. Bissett, Vancouver, B.C.
126,882	Kirk 2.	Vancouver.	Scow—Chd.	1910	Vancouver, B.C.	54 4	26 0	6 0	77	Alfred R. Bissett, Vancouver, B.C.
107,626	Kirtle	New Westminster.	Barge—Chd.	1898	Vancouver, B.C.	50 0	14 6	4 0	23	The Anglo-British Columbia Packing Co., Ltd., Vancouver, B.C.
100,981	Kite	Chatham, N.B.	Schr—Glt.	1888	Caracquet, N.B.	36 0	12 1	5 1	11	The C. Robin, Collas Co., Ltd., Hal- fax, N.S.
103,288	Kite.	Chatham, N.B.	Schr—Glt.	1895	Shippigan, N.B.	34 7	12 0	4 8	10	Patrick E. Lenteigne, Caracquet, N.B.
126,375	Kite II.	Halifax.	Sloop.	1909	Halifax, N.S.	29 0	9 0	5 0	6	Denis Stairs, Halifax, N.S.
126,424	Kittinouse.	Vancouver.	Cat—Boat.	1909	Vancouver, B.C.	21 7	9 4	3 2	3	Sydney Busby, Vancouver, B.C.
110,419	Klondike	Victoria.	Barge—Chd.	1904	Whitehorse, Y.T.	100 0	31 5	6 0	178	The British Yukon Navigation Co., Ltd., Vancouver, B.C.
107,774	Klondyle.	Chatham, N.B.	Schr—Glt.	1900	Caracquet N.B.	37 6	13 0	5 5	14	Robin, Jones & Whitman, Ltd., Hal- fax, N.S.
103,960	Klondyke.	Quebec	Sloop.	1898	Pierreville, Que.	125 9	27 2	10 8	27	Pierre Leclerc, St. Joseph de Sorel, Que.
103,732	Klondyke.	Parrsboro'	Schr—Glt.	1897	Port Greville, N.S.	74 8	24 6	7 7	78	E. Willigan, Parrsboro', N.S.
103,283	Koh-i-noor.	Chatham, N.B.	Schr—Glt.	1895	Caracquet, N.B.	37 0	12 8	5 2	13	P. Rive, Caracquet, N.B.
90,642	Komaroff.	Yarmouth.	Schr—Glt.	1883	Shelburne, N.S.	33 5	12 7	4 7	10	John Brow, Harbour au Bouche, N.S.
112,271	Koorali	Montreal.	Sloop.	1898	Dorval, Que.	34 3	8 9	1 7	S. Arnold Finly, Montreal, Que.

SESSIONAL PAPER No. 21b

112,331	Kulota	Collingwood	Sloop	1904	Collingwood, Ont.	26 0	7 5	3 7	3	Howard Turnbull, M.O., Montreal, Que.
121,889	Kuroki	Yarmouth	Sloop	1905	Barrington, N.S.	30 0	11 4	6 0	6 0	Judah A. Nowell, M.O., Cape Island, N.S.
126,605	L. 7	Chatham, N.B.	Barge—Chd	1908	Loggieville, N.B.	71 4	22 6	6 0	142	Northern Dredging & Construction Co., Ltd., Loggieville, N.B.
126,603	L. 8	Chatham, N.B.	Barge—Chd	1909	Loggieville, N.B.	71 4	22 6	6 0	142	Northern Dredging & Construction Co., Ltd., Loggieville, N.B.
126,872	L. C. M.	Digby	Schr—Glb	1910	Comeauville, N.S.	41 0	13 0	5 5	13	John J. Melanson, Comeauville, N.S.
†126,163	L. C. & S., No. 1	Montreal	Scow—Chd	1906	Cornwall, Ont.	57 0	16 0	3 5	53	Lyon Cohen, Montreal, Que.
†126,303	L. C. & S., No. 2	Montreal	Scow—Chd	1908	Hawkesbury, Ont.	55 4	14 6	3 7	22	Lyon Cohen, Montreal, Que.
†126,301	L. C. & S., No. 3	Montreal	Scow—Chd	1908	Cornwall, Ont.	79 0	20 0	5 4	91	Lyon Cohen, Montreal, Que.
†126,305	L. C. & S., No. 4	Montreal	Barge—Chd	1901	Lachine, Que.	65 7	14 0	3 5	26	Lyon Cohen, Montreal, Que.
†126,306	L. C. & S., No. 5	Montreal	Barge—Chd	1901	Cornwall, Ont.	45 6	13 7	2 6	20	Lyon Cohen, Montreal, Que.
†126,307	L. C. & S., No. 6	Montreal	Barge—Chd	1905	Cornwall, Ont.	60 1	16 3	4 5	35	Lyon Cohen, Montreal, Que.
130,398	L. C. & S., No. 7	Montreal	Scow—Chd	1910	Montreal, Que.	49 0	16 0	4 6	37	Lyon Cohen, Montreal, Que.
†126,308	L. C. & S., No. 8	Montreal	Scow—Chd	1907	Cornwall, Ont.	79 7	21 6	8 0	120	Lyon Cohen, Montreal, Que.
†126,309	L. C. & S., No. 9	Montreal	Scow—Chd	1907	Cornwall, Ont.	82 3	24 6	7 7	127	Lyon Cohen, Montreal, Que.
†126,310	L. C. & S., No. 10	Montreal	Scow—Chd	1906	Cornwall, Ont.	78 3	21 0	8 0	106	Lyon Cohen, Montreal, Que.
†126,311	L. C. & S., No. 11	Montreal	Scow—Chd	1906	Cornwall, Ont.	70 9	20 9	7 4	86	Lyon Cohen, Montreal, Que.
†126,312	L. C. & S., No. 12	Montreal	Scow—Chd	1907	Cornwall, Ont.	55 2	17 6	5 8	43	Lyon Cohen, Montreal, Que.
†126,313	L. C. & S., No. 13	Montreal	Scow—Chd	1906	Cornwall, Ont.	70 6	20 2	7 2	84	Lyon Cohen, Montreal, Que.
†126,314	L. C. & S., No. 14	Montreal	Scow—Chd	1905	Cornwall, Ont.	61 5	16 5	5 0	39	Lyon Cohen, Montreal, Que.
†126,315	L. C. & S., No. 15	Montreal	Scow—Chd	1906	Cornwall, Ont.	55 3	17 6	4 8	39	Lyon Cohen, Montreal, Que.
†126,316	L. C. & S., No. 16	Montreal	Scow—Chd	1906	Cornwall, Ont.	63 9	18 8	6 1	53	Lyon Cohen, Montreal, Que.
†126,317	L. C. & S., No. 17	Montreal	Scow—Chd	1906	Cornwall, Ont.	65 6	17 3	6 0	55	Lyon Cohen, Montreal, Que.
†126,318	L. C. & S., No. 18	Montreal	Scow—Chd	1906	Cornwall, Ont.	61 0	16 8	5 6	43	Lyon Cohen, Montreal, Que.

† Vessels show date of re-build only.

ALPHABETICAL LIST of Canadian Registered Sailing Vessels on Registry Books, &c.—Continued.
LISTE ALPHABÉTIQUE des navires à voiles canadiens inscrits sur les registres, etc.—Suite.

Official Number. Numéro officiel.	Name of Ship. Nom du navire.	Port of Registry. Port d'enregistrement.	Rig. Gréement.	Built—Constructé en	Where Built. Lieu de construction.	Length in feet and 10ths. Longueur en pieds et 10 ^{es} .	Breadth in feet and 10ths. Largeur en pieds et 10 ^{es} .	Depth in feet and 10ths. Profondeur en pieds et 10 ^{es} .	Registered Tonnage. Tonnage enregistré.	Owner or Managing Owner, and Address. Armateur ou propriétaire gérant, et adresse.
*74,254	L. P.	Quebec	Sloop.....	{ 1876 St. Thomas de Pierre-ville, Que. 1903 St. Jean Deschallons, Q.		101 9	23 0	6 3	98 P. Adolphe Lavallée, Quebec, Que.	
126,862	L. S. No. 3	Sault Ste. Marie	Dredge—Drague	1896 Duluth, Minn., U.S.A.		100 0	31 3	6 7	383 S. L. Penhorwood, Sault Ste. Marie, Ont.	
85,685	L. M. Ellis	Digby	Schr—Glt	1883 Digby, N.S.		55 0	18 4	5 8	35 George Lent, et al., Freeport, N.S.	
122,280	L. N. Scott	Montreal	Barge—Chd	1903 Three Rivers, Que		78 0	16 0	4 7	42 The Charlemagne & Lac Ouareau Lumber Co., Ltd., Montreal, Que.	
122,410	L. T. Demaris	Montreal	Sloop	1907 St. Francois du Lac, Que		110 0	23 2	7 0	135 Edmond Lizotte, Pierreville, Que.	
77,267	L. Edna	St. John, N.B.	Schr—Glt	1876 St. Martin's, N.B.		74 0	24 7	6 5	68 Joshua Pr-scott, St. Martin's, N.B.	
130,984	L'Acadie	Chatham, N.B.	Schr—Glt	1912 Lameque, N.B.		37 0	14 0	6 4	17 Lango Aché, Lameque, N.B.	
130,387	L'Acadienne	Chatham, N.B.	Schr—Glt	1911 Lameque, N.B.		37 0	13 3	5 8	18 John S. Noel, Shippigan Island, N.B.	
74,226	L'Ami du Peuple	Montreal	Sloop	1874 St. Marcel, Que.		86 6	22 0	6 1	78 Ignace Caron, jr., St. Aimé, Que.	
103,623	L'Ange	Quebec	Sloop	1895 Isle Verte, Que.		30 6	11 9	4 6	10 L. Michand, Isle Verte, Que.	
130,987	L'Assomption	Chatham, N.B.	Schr—Glt	1912 Lower Caraquet, N.B.		41 8	14 5	6 0	18 Jacob J. L. Chiasson, Lower Caronet, N.B.	
92,763	L'Audacieuse	Quebec	Schr—Glt	1889 Chicoutimi, Que		55 8	20 0	7 5	48 Louis Leclerc, Kamouraska, Que.	
80,655	L'Auréat.	Quebec	Schr—Glt	1879 Cap Santé, Que.		57 6	5 2	6 4	39 Malcolm Hovington, Bon Désir, Que.	
77,545	L'Aurore	Montreal	Barge—Chd	1878 St. Aimé, Que.		87 5	15 7	6 4	73 Edmond Comtois, Sorel, Que.	

SESSIONAL PAPER No. 21b

126,160	L'Aurore Boreale	Montreal	Schr—Glt	1908	St. Jean des Chaudières, Que.	107 0	23 1	6 9	127	Jean B. A. Houde, St. Jean des Chaudières, Que.
163,138	L'Espervier	Quebec	Sloop	1894	Baie St. Paul, Que	37 2	13 8	5 2	15	Edmond Thivierge, St. Antoine, Isle- aux-Grues, Que.
83,347	L'Espérance en Marie	Quebec	Schr—Glt	1881	Petite Rivière, Que.	56 4	19 5	7 2	44	Aimé Guérin, St. Siméon, Que.
107,773	L'Étoile	Chatham, N.B.	Schr—Glt	1900	Caracquet, N.E.	37 0	13 8	5 6	15	Prudent Gallien, Caracquet, N.B.
103,980	L'Étoile de la Mor.	Quebec	Schr—Glt	1897	Baie St. Paul, Que	48 6	16 8	6 4	29	Émile Dumont, Tadoussac, Que.
107,493	L'Étoile de la Mer.	Quebec	Sloop	1897	St. Siméon, Que.	35 2	11 4	4 5	11	F. Savard, St. Siméon, Que.
122,081	L'Étoile de Mer.	Quebec	Schr—Glt	1907	Anse St. Jean, Que.	78 4	21 3	7 6	82	Edgar Truchon, St. Fidèle, Que.
86,673	L'Exportation	Montreal	Barge—Chd	1881	St. Aimé, Que.	95 6	29 4	6 5	108	Ignace Caron, St. Aimé, Que.
100,171	L'Impérial	Montreal	Barge—Chd	1891	Pierreville Que.	140 0	27 7	11 5	338	The Canadian Forwarding & Export Co., Ltd., Montreal, Que.
116,705	L'Infatigable	Quebec	Schr—Glt	1904	Les Escoumains, Que.	61 8	20 6	6 0	43	Jean Boufane, Les Escoumains, Que.
77,870	L'Islet	Quebec	Sloop	1878	L'Islet, Que.	49 0	16 7	4 7	23	Dolphin Langlois, Isle aux Grues, Que.
92,558	L'Union	Montreal	Barge—Chd	1888	Yamaska, Que.	132 0	25 9	11 0	304	A. Lomer, Montreal, Que.
111,490	La Bellay	Quebec	Schr—Glt	1900	St. Siméon, Que.	69 2	23 0	8 0	89	Éloi Bellay, Matane, Que.
126,154	La Berard	Montreal	Scow—Chd	1907	Sorel, Que.	103 7	22 6	14 5	233	Joseph Bernard, Montreal, Que.
126,850	La Bergeronnie	Quebec	Sloop	1909	Grandes Bergeronnes, Q.	65 1	21 7	5 9	40	Élizar Tremblay, Grandes Berger- onnes, Que.
103,625	La Bienvenue	Quebec	Schr—Glt	1896	Baie St. Paul, Que.	53 4	18 2	7 2	38	Wm. Tremblay, Mailbaie, Que.
103,355	La Clerina	Quebec	Schr—Glt	1894	Green Island, Que.	42 2	13 6	5 8	20	N. Levesque, Green Island, Que.
75,790	La Jeanne Perdrix	Quebec	Schr—Glt	1878	St. Jean, Island of Or- léans, Que.	39 5	13 0	5 6	18	Theodoro Clouthier, Moisie, Que.
112,045	La Mario Reine	Quebec	Schr—Glt	1902	Rivière Claude, Que	88 2	25 2	10 0	39	Arthur Boucher, Sto. Luce, Que.
100,855	La Marinière	Quebec	Schr—Glt	1893	Rivière Claude, Que.	67 2	21 6	8 0	76	Revillon Bros., Ltd., Montreal, Que.
74,355	La Mode	Pictou, N.S.	Schr—Glt	1877	Merigomish, N.S.	48 7	15 1	6 2	26	John Forrestall, Anld's Cove, N. S.
75,696	La Mouette	Quebec	Schr—Glt	1877	Quebec, Que.	73 5	29 8	8 5	65	Charles Simard, St. Alexis, Que.
71,624	La Providence	Montreal	Barge—Chd	1876	Yamaska, Que.	100 3	22 1	6 2	94	J. B. Allard, jr., Sorel, Que.
107,510	La Punaise	Quebec	Sloop	1898	St. Siméon, Que.	31 4	12 0	4 0	10	F. X. Morin, St. Siméon, Que.
100,329	La Rose	Yarmouth	Schr—Glt	1894	Eel Brook, N.S.	38 0	13 2	4 4	13	M. N. Amiro, Eel Brook, N.S.

*Formerly "Indiana."

ALPHABETICAL List of Canadian Registered Sailing Vessels on Registry Books, &c.—Continued.
LISTE ALPHABÉTIQUE des navires à voiles canadiens inscrits sur les registres, etc.—Suite.

Official Number. Numéro officiel.	Name of Ship. Nom du navire.	Port of Registry. Port d'enregistrement.	Rig. Gréement.	Built—Constructé en	Where Built. Lieu de construction.	Length in feet and 10ths. Longueur en pieds et 10es.	Breadth in feet and 10ths. Largeur en pieds et 10es.	Depth in feet and 10ths. Profondeur en pieds en 10es.	Registered tonnage. Tonnage enregistré.	Owner or Managing Owner, and Address. Armateur ou propriétaire géant, et adresse.
126,381	La Trinité.....	Quebec.....	Schr—Glt.....	{ 1891 St. Joachim, Que..... } { 1906 St. Joachim, Que..... }		72 7	23 0	6 6	47	Joseph Gagné, Baie St. Paul, Que.
77,597	Lac St. Pierre.....	Montreal.....	Sloop.....	1879 St. Thomas de Pierreville, Que.		91 0	22 7	6 4	89	Agapit Daneau, St. Thomas, Que
80,651	Lac Superior.....	Montreal.....	Sloop.....	1879 St. Thomas de Pierreville, Que.		98 0	23 8	6 9	105 A.	Pagé, Berthier, Que.
92,291	Lackawanna.....	Ottawa.....	Barge—Chd.....	1884 Champlain, Que.....		106 0	22 7	7 0	154	The Ottawa Transportation Co., Ltd., Ottawa, Ont.
77,766	Lacenic.....	St. Andrews.....	Schr—Glt.....	1880 McNutt's Island, N.S....		29 5	14 3	5 8	15	Charles Judge, St. Andrews, N. B.
107,901	Lady Aberdeen.....	St. Andrews.....	Sloop.....	1895 Quaco, N. B.		32 6	14 7	6 0	18	Alva B. Small, Grand Manan, N. B.
121,937	Lady Betty.....	Halifax.....	Sloop.....	1901 New Bedford, Mass., U. S. A.		28 8	7 7	4 5	5	Sidney C. Oland, Dartmouth, N. S.
103,856	Lady Bird.....	Halifax.....	Sloop.....	1897 Dartmouth, N. S.		23 6	6 6	4 0	2	Lt.-Col. A. W. A. Duncau, Naughton, Eng.
103,050	Lady Bourque.....	Yarmouth.....	Schr—Glt.....	1886 Tusket, N. S.		38 5	13 2	4 0	11	M. Bourque, Tusket, N. S.
72,072	Lady Fougère.....	Arichat.....	Schr—Glt.....	1883 River Bourgeois, N. S....		40 7	13 7	5 4	15	Dorité Fougère, River Bourgeois, N. S.
75,880	Lady Franklin.....	Charlottetown.....	Schr—Glt.....	1881 Tatamagouche, N. S.		72 4	21 8	8 0	77	Gco. Jester, North Sydney, N. S.
71,924	Lady Hill.....	Pictou, N. S.	Schr—Glt.....	1875 Exploits Bay, Nfld....		67 8	19 9	8 5	64	A. M. Banks, Halifax, N. S.
111,480	Lady Laurier.....	Arichat.....	Schr—Glt.....	1901 Petite de Grat, N. S.		32 6	11 0	5 3	12	S. A. Boudrot, Petite de Grat, N. S.
107,183	Lady May.....	Charlottetown.....	Schr—Glt.....	1898 Belle River, P. E. I.		46 6	14 6	5 0	21	F. J. G. McDougall, Belle River, P. E. I.

126,951	Lady Mine.....	Victoria.....	1880	Port Ludlow, Wash., U.S.A.	76 0	21 9	8 4	55	Rupert C. Hall, Victoria, B.C.
111,581	Lady Smith.....	Peterborough.....	1900	Lakefield, Ont.	86 0	20 0	5 2	76	Wm. H. White, Lakefield, Ont.
111,461	Ladysmith.....	Chatham, N.B.....	1900	Shippigan, N.B.	37 6	13 6	6 1	17	H. Chiasson, Little Laneque, N.B.
107,809	Ladysmith.....	St. John, N.B.....	1900	Cambridge, N.B.	51 7	20 2	5 3	30	Geo. A. Edgar, Springfield, N.B.
73,080	Lafrenière et St. Ouge.....	Montreal.....	1874	Yamaska, Que.	103 2	22 5	8 0	131	James Williamson, Grenville, Que.
96,881	Lake St. Louis, No. 1.....	Ottawa.....		Floating Light.....	58 2	16 8	7 8	63	The Minister of Marine and Fisheries, Ottawa, Ont.
96,882	Lake St. Louis, No. 2.....	Ottawa.....		Floating Light.....	58 2	16 8	7 9	61	The Minister of Marine and Fisheries, Ottawa, Ont.
96,883	Lake St. Louis, No. 3.....	Ottawa.....		Floating Light.....	58 2	16 8	7 6	66	The Minister of Marine and Fisheries, Ottawa, Ont.
96,884	Lake St. Peter, No. 1.....	Ottawa.....		Floating Light.....	56 4	15 6	7 2	46	The Minister of Marine and Fisheries, Ottawa, Ont.
96,885	Lake St. Peter, No. 2.....	Ottawa.....		Floating Light.....	56 4	15 6	7 2	46	The Minister of Marine and Fisheries, Ottawa, Ont.
96,886	Lake St. Peter, No. 3.....	Ottawa.....		Floating Light.....	56 4	15 6	7 2	46	The Minister of Marine and Fisheries, Ottawa, Ont.
121,929	Lala.....	Quebec.....	1904	Stc. Anne des Monts, Que.	67 2	21 0	5 5	45	The James Richardson Co., Ltd., Matane, Que.
74,233	Laliberté.....	Quebec.....	1875	Stc. Jean des Chaillons, Que.	110 0	21 0	8 0	135	N. Heroux and D. Lafebvre, Deschambault, Que.
130,983	Lamecca.....	Chatham, N.B.....	1912	Lanquere, N.B.	39 0	13 6	6 4	19	Caumille-Achté, Lanquere, N.B.
126,362	Lanark.....	Montreal.....	1907	Cornwall, Ont.	79 1	22 8	5 3	132	Lyon Cohen, Montreal, Que.
71,693	Lancaster.....	Montreal.....	1873	Lancaster, Que.	125 1	22 8	9 5	220	Pierre Paul, Sorel, Que.
126,101	Lantana.....	Lanenburg.....	1908	Martin's Brook, N.S.	46 5	12 5	6 7	17	Robin, Jones & Whitman, Ltd., Halifax, N.S.
130,661	Lapevalen.....	Richibucto.....	1911	Reston, N.B.	32 0	12 1	5 0	10	Joseph Doucet, Reston, N.B.
96,918	Lapwing.....	Montreal.....	1892	Garden Island, Ont.	175 7	31 2	12 1	516	Montreal Transportation Co., Ltd., Montreal, Que.
103,003	Lark.....	Chatham, N.B.....	1892	Shippigan, N.B.	31 0	12 3	4 5	10	Thomas Aher, Shippigan, N.B.
117,092	Lass of Gowrie.....	Arichat.....	1905	Cape George, N.S.	39 0	12 0	5 7	11	J. Pettipas, Arichat, N.S.
103,292	Lassie.....	Montreal.....	1891	Roslyn, U.S.A.	20 4	6 2	1 1	1	H. M. Mohson, Montreal, Que.
111,635	Latooka.....	Lanonburg.....	1901	La Have, N.S.	91 3	24 3	9 3	99	Bilare T. LeBlanc, Wedgeport, N.S.
61,837	Laughing Waters.....	Yarmouth.....	1871	Port Monton, N.S.	51 7	18 6	6 8	32	J. Goodwin, Jr., Argyle, N.S.
103,333	Laura.....	Montreal.....	1895	Yamaska, Que.	141 7	29 4	11 2	339	Canadian Forwarding & Export Co., Ltd., Montreal, Que.

ALPHABETICAL LIST of Canadian Registered Sailing Vessels on Registry Books, &c.—Continued.

LISTE ALPHABÉTIQUE des navires à voiles canadiens inscrits sur les registres, etc.—Suite.

Official Number. Numéro officiel.	Name of ship. Nom du navire.	Port of Registry. Port d'enregistrement.	Rig. Gréement.	Built—Constructé en	Where Built. Lieu de construction.	Length in feet and 10ths. Longueur en pieds et 10es.	Breadth in feet and 10ths. Largeur en pieds et 10es.	Depth in feet and 10ths. Profondeur en pieds et 10es.	Registered Tonnage. Tonnage enregistré.	Owner or Managing Owner, and Address. Armateur ou propriétaire gérant, et adresse.
103,316	Laura.....	Port Hawkesbury.....	Schr—Glt.....	1894	Cheticamp, N.S.....	33 8	10 9	5 1	16	The C. Robin Collas Co., Ltd., Halifax, N.S.
107,501	Laura.....	Quebec.....	Sloop.....	1897	Tadoussac, Que.....	37 2	13 8	4 9	16	B. Caron, Tadoussac, Que.
107,632	Laura.....	Quebec.....	Schr—Glt.....	1898	Rimouski, Que.....	28 0	10 5	4 2	8	The Minister of Lands, Mines & Fisheries for Prov. Quebec, Quebec, Que.
96,956	Laura.....	St. John, N.B.....	Schr—Glt.....	1890	Chipman, N.B.....	59 0	23 0	5 0	40	Alex. Gale, Waterborough, N.B.
80,980	Laura B.....	Sydney.....	Schr—Glt.....	1883	St. Ann's, N.S.....	74 2	23 6	8 7	90	Hugh Campbell, South Whyocough, N.S.
117,136	Laura B.....	Yarmouth.....	Sloop.....	1905	Cape Island, N.S.....	31 0	12 0	5 6	10	C. D. Atkinson, Cape Island, N.S.
111,908	Laura B. G.....	Aricbat.....	Schr—Glt.....	1898	Country Harbour, N.S.....	31 0	11 6	4 6	16	John S. Wells, White Head, N.S.
103,738	Laura C. Hall.....	Parrsboro'.....	Schr—Glt.....	1898	Parrsboro', N.S.....	81 0	25 6	8 1	100	J. H. Rockwell, et al., River Hebert, N.S.
61,615	Laura Cox.....	Guysboro'.....	Schr—Glt.....	1875	Country Harbour, N.S.....	58 7	20 4	7 1	49	John Murphy, Louisburg, N.S.
88,565	Laura D.....	Kingston.....	Sloop.....	1884	Kingston, Ont.....	64 6	16 7	5 0	36	Arthur and George Studds, Simcoe Island, Ont.
117,140	Laura E.....	Yarmouth.....	Sloop.....	1905	Cape Island, N.S.....	31 0	11 0	6 0	16	Burnie Crowell, Lockport, N.S.
122,033	Laura E. Melanson..	Weymouth.....	Schr—Glt.....	1908	Plymton, N.S.....	88 0	26 0	8 0	100	Bernard N. Melanson, Gilbert's Cove, N.S.
96,797	Laura Phoobe.....	Halifax.....	Schr—Glt.....	1890	Musquodoboit, N.S.....	41 5	14 6	6 0	18	John Kent, Musquodoboit, N.S.
121,925	Laure Hortonse.....	Quebec.....	Schr—Glt.....	1906	St. Fidele, Que.....	66 6	19 0	6 5	50	Yezina Duchene, St. Irene, Que.
116,203	Laurel.....	Halifax.....	Schr—Glt.....	1903	Puatico, N.S.....	40 0	14 0	6 6	16	Camiel Le Blanc, Margaree, N.S.

126,574	Laurent au Coin	Port Hawkesbury	Schr—Glt	1911	Grand Etang, C.B., N.S.	36 0	10 6	6 6	10	Laurent au Coin, Cheticamp, N.S.
100,461	Laurentides	Quebec	Schr—Glt	1890	Quebec, Que.	65 0	21 6	6 0	6 0	François Bouchard, Quebec, Que.
116,513	Laurie H.	Lunenburg	Schr—Glt	1904	Tancook Island, N.S.	42 8	12 0	7 0	7 0	John Champion, Alberton, P.E.I.
116,204	Laurie J.	Yarmouth	Schr—Glt	1903	Meteghan, N.S.	69 0	21 5	8 0	8 0	Julien D'Entremont, Pubnico, N.S.
126,687	Laurin & Leitch, No. 1	Montreal	Dredge—Drague	1909	Montreal, Que.	74 0	40 0	5 9	5 9	Treffle Bastien, <i>et al.</i> , J. O., Montreal, Que.
130,528	Laurin & Leitch, No. 2	Montreal	Scow—Chd.	1910	Montreal, Que.	55 2	22 0	6 7	6 7	Treffle Bastien, <i>et al.</i> , J. O., Montreal, Que.
130,529	Laurin & Leitch, No. 3	Montreal	Scow—Chd.	1910	Montreal, Que.	57 0	22 0	6 6	6 6	Treffle Bastien, <i>et al.</i> , J. O., Montreal, Que.
130,523	Laurin & Leitch, No. 4	Montreal	Dredge—Drague	1911	Montreal, Que.	100 4	31 9	4 1	4 1	Treffle Bastien, <i>et al.</i> , J. O., Montreal, Que.
103,035	Laval	Ottawa	Dredge—Drague	1893	Ottawa, Ont.	152 6	31 0	12 6	12 6	The Minister of Public Works, Ottawa, Ont.
126,189	Lavengro	Shelburne	Schr—Glt	1909	Shelburne, N.S.	127 0	30 4	12 9	12 9	George A. Cox, M.O., Shelburne, N.S.
111,838	Lavina D.	Digby	Schr—Glt	1902	Mavillette, N.S.	41 0	12 7	6 0	6 0	Jas. Doucette, Mavillette, N.S.
103,702	Lavinie	Yarmouth	Schr—Glt	1896	Pinkney's Point, N.S.	64 0	21 5	7 4	7 4	D. Surette, Yarmouth, N.S.
94,780	Lawrence	Charlottetown	Schr—Glt	1888	Lunenburg, N.S.	76 4	23 5	9 2	9 2	Paul Fougere, Richmond Co., N.S.
125,970	Lawson	Parrsboro'	Schr—Glt	1909	Fort Greville, N.S.	128 8	31 0	10 8	10 8	John W. Cochrane, Fox River, N.S.
103,619	Le Canadien	Quebec	Sloop	1895	Tadoussac, Que.	54 0	16 8	5 8	5 8	Xavier Gagne, Tadoussac, Que.
107,509	Le Cédina	Quebec	Sloop	1898	St. Siméon, Que.	33 9	11 8	4 5	4 5	Auguste Desbiens, St. Siméon, Que.
111,659	Le Maria	Montreal	Sloop	1901	St. Thomas de Pierreville, Que.	99 6	23 0	6 6	6 6	Marcel Daneau, Pierreville, Que.
100,456	Le Marquis de Lorne	Quebec	Sloop	1880	Tadoussac, Que.	38 0	14 6	4 9	4 9	A. Talbot, Cap St. Ignace, Que.
85,452	Le Petrel	Quebec	Sloop	1882	Quebec, Que.	42 5	16 0	4 0	4 0	Simon Peters, Quebec, Que.
103,360	Le Point du Jour	Quebec	Barge—Chd.	1895	St. Thomas de Pierreville, Que.	102 6	22 6	6 6	6 6	The Ogilvie Flour Mills Co., Ltd., Montreal, Que.
126,156	Le Voilier	Montreal	Sloop	1908	St. Jean des Châtillons, Que.	97 2	22 5	7 4	7 4	Fidèle Laliberté, St. Jean des Châtillons, Que.
107,535	Leader	St. John, N.B.	Schr—Glt	1898	Canning, N.B.	63 8	23 4	6 2	6 2	A. McM. Thurvot, Canning, N.B.
94,947	Leader	Shelburne	Schr—Glt	1889	Shelburne, N.S.	88 0	24 0	10 6	12 8	George A. Cox, Shelburne, N.S.
37,551	Leading Star	Halifax	Schr—Glt	1854	Lunenburg, N.S.	56 3	17 8	7 4	3 9	Isaac Harpell, Halifax, N.S.
100,077	Leah D.	St. John, N.B.	Schr—Glt	1891	Waterborough, N.B.	64 9	23 6	5 5	4 8	J. H. Gorham, <i>et al.</i> , Greenwich, N.B.

ALPHABETICAL LIST of Canadian Registered Sailing Vessels on Registry Books, &c.—Continued.

LISTE ALPHABÉTIQUE des navires à voiles canadiens inscrits sur les registres, etc.—Suite.

Official Number. Numéro officiel.	Name of Ship. Nom du navire.	Port of Registry. Port d'enregistrement.	Rig. Gréement.	Built—Construct en	Where Built. Lien de construction.	Length in feet and 10ths. Longueur en pieds et 10es.	Breadth in feet and 10ths. Largeur en pieds et 10es.	Depth in feet and 10ths. Profondeur en pieds et 10es.	Registered tonnage. Tonnage enregistré.	Owner or Managing Owner, and Address. Armateur ou propriétaire gérant, et adresse.
107,374	Leah Hardy.....	Sydney, N.S.....	Schr—Glt.....	1901	Gabarouse, N.S.....	45 1	14 5	6 0	20	Peter Landry, St. Peters, N.S.
74,206	Leda.....	Montreal.....	Barge—Chd.....	1873	Sorel, Que.....	104 6	21 0	7 2	122	F. X. Croteau, Leclercville, Que.
92,769	Leda.....	Quebec.....	Barge—Chd.....	1890	Yamaska, Que.....	105 0	22 1	8 2	148	Thomas Gauthier, Montreal, Que.
126,933	Légère.....	Quebec.....	Schr—Glt.....	1910	Bic, Que.....	86 8	25 0	7 5	82	N. Arthur St. Pierre, Bic, Que.
100,296	Leigh J.....	Chatham, N.B.....	Barge—Chd.....	1892	Chatham, N.B.....	52 0	17 3	6 8	34	W. S. Loggie & Co., Ltd., Chatham, N.B.
126,633	Leland.....	Midland.....	Dredge—Drague.....	1911	Welland, Ont.....	100 0	45 0	9 0	470	Canadian Dredging Co., Ltd., Mid- land, Ont.
96,763	Lelia Linwood.....	Arichat.....	Barge—Chd.....	1870	Salisbury, Mass., U.S.A.....	75 5	21 5	7 9	67	Daniel Jackson, North Sydney, N.S.
126,446	Lemay.....	Kenora.....	Scow—Chd.....	1909	Kenora, Ont.....	51 0	14 3	2 8	17	Napoleon Lemay, Norman, Ont.
100,320	Lena.....	Barrington.....	Schr—Glt.....	1892	Puniboo, N.S.....	40 0	13 2	5 5	13	Lovitt Nickerson, Cape Island, N.S.
100,343	Lena.....	Maitland.....	Schr—Glt.....	1901	Noel, N.S.....	62 2	20 5	7 2	51	E. A. O'Brien, Noel, N.S.
121,887	Lena.....	Yarmouth.....	Sloop.....	1906	Clyde, N.S.....	30 0	11 0	6 0	11	Joseph Nickerson, Cape Island, N.S.
107,126	Lena F. Oxner.....	Quebec.....	Schr—Glt.....	1899	Lunenburg, N.S.....	88 0	24 0	9 6	99	Eugene Gagnon, M.O., Chicoutimi, Que.
111,905	Lena Jane.....	Arichat.....	Schr—Glt.....	1901	Petite de Grat, N.S.....	31 0	10 6	5 6	11	Dominic Boudrot, Petite de Grat, N.S.
116,752	Lena M.....	Canso.....	Schr—Glt.....	1904	Port Hilford, N.S.....	48 6	16 8	7 4	28	Clarence S. Stroppe, Boylston, N.S.

100,876	Lena Maud.....	St. John, N.B.....	1893	Whitehead, N.B.	78 4	27 2	7 0	98	Alfred Ellis, St. John, N.B.
100,951	Leo.....	Chatham, N.B.	1893	Caraque, N. B.	37 5	12 4	5 2	15	W. S. Loggie & Co., Ltd., Chatham, N.B.
85,342	Leo.....	Lanenburg.....	1892	St. Malono Bay, N.S.....	97 2	24 6	10 8	120	James L. Publicover, M.O., Dublin, N.S.
100,075	Leo.....	St. John, N.B.....	1891	Waterborough, N.B....	80 2	26 5	6 9	93	E. M. Durant, et al., Parrsboro', N.S.
61,906	Leona.....	Liverpool.....	1870	Liverpool, N.S.....	52 0	16 5	6 1	26	A. Harrington, Liverpool, N.S.
94,874	Leona.....	Montreal.....	1888	Pierverville, Que.....	107 6	22 8	7 3	145	A. Martineau, Yamaska, Que.
†126,713	Leonard C.....	St. John, N.B.....	1872	East Machias, Me., U.S.A.	103 7	26 5	8 6	144	John J. Christopher, Hopewell Cape, N.B.
*129,695	Leonicæ.....	St. Andrews.....	1886	Gloucester, Mass., U.S.A.	56 0	17 3	6 2	27	Arthur Payson, et al., Westport, N.S.
83,341	Léonille.....	Quebec.....	1881	Mille Vaches, Que.....	38 0	13 1	4 6	13	Edmond Tremblay, Ste. Anne de Port-neuf, Que.
100,177	Leopold.....	Montreal.....	1891	St. François, Que.....	107 5	22 2	7 3	144	Abraham Desmarais, Pierreville, Que.
96,827	Leopold.....	Quebec.....	1889	Lanenburg, N.S.....	79 6	24 0	9 3	93	Henri Carré, M.O., Port au Fossil, Que.
100,459	Les Eucrenils.....	Quebec.....	1892	Les Eucrenils, Que.....	65 2	18 6	6 9	57	Joseph Lajoie, St. Fulgence, Que.
130,959	Leta J. Schwartz.....	Lanenburg.....	1912	Lanenburg N.S.....	106 8	26 3	10 4	95	John Schwartz, M.O., Lanenburg, N.S.
83,474	Lettier B.....	St. Andrews.....	1875	Frier Island, N.B.....	29 0	12 1	5 6	12	Mrs. Sophia Cook, St. George, N.B.
129,059	Letty Jane.....	Chatham, N.B.....	1907	Miscout Island, N.B.....	37 0	13 6	12 0	15	William Frings & Co., Ltd., Shipigan Island, N.B.
88,670	Levinia.....	Chatham, N.B.....	1886	Tignish, P. E. I.....	40 0	13 9	5 2	18	Wm. Deagle and A. M. Crosby, Minicongash, P. E. I.
100,519	Lavulka.....	Parrsboro'.....	1893	Port Greville, N.S.....	69 0	24 5	7 1	76	Frederick Ogilvie, et al., Parrsboro', N.S.
121,990	Loves.....	Victoria.....	1907	White Horse, Y.T.....	105 5	34 7	5 5	167	The British Yukon Navigation Co., Ltd., Vancouver, B.C.
117,021	Lewis.....	Sydney.....	1904	Louisburg, N.S.....	86 7	24 3	9 7	99	James G. Gray, Windsor, N.S.
130,462	Lewis H. Smith.....	Lanenburg.....	1911	Lanenburg, N.S.....	108 0	26 1	10 5	98	William C. Smith, M.O., Lanenburg, N.S.
107,324	Lewiston.....	Halifax.....	1900	Sheet Harbour, N.S....	60 5	20 5	8 0	59	George E. M. Lewis, Lewiston, N.S.
92,305	Lia.....	Kingston.....	1888	Kingston, Ont.....	53 0	16 4	4 3	21	James Eccles, Belleville, Ont.
91,639	Libbie.....	Victoria.....	1889	Shellharoo, N.S.....	81 0	21 9	9 2	93	Victoria Sealing Co., Ltd., Victoria, B.C.
77,848	Libbie T.....	Halifax.....	1880	Economy, N.S.....	65 0	19 7	8 0	68	Robert Lewis, Economy, N.S.

† Foreign name "Almae." * Quick Step.

ALPHABETICAL List of Canadian Registered Sailing Vessels on Registry Books, &c.—Continued.

LISTE ALPHABÉTIQUE des navires à voiles canadiens inscrits sur les registres, etc.—Suite.

Official Number. Numéro officiel.	Name of Ship. Nom du navire.	Port of Registry. Port d'enregistrement.	Rig. Gréement.	Built—Construct en	Where Built. Lieu de construction.	Length in feet and 10ths. Longueur en pieds et 10es.	Breadth in feet and 10ths. Largeur en pieds et 10es.	Depth in feet and 10ths. Profondeur en pieds et 10es.	Registered tonnage. Tonnage enregistré.	Owner or Managing Owner, and Address. Armateur ou propriétaire géant, et adresse.
130,343	Libby P.	Charlottetown	Schr—Glt	1911	North Rustico, P.E.I.	35 7	11 7	5 1	1	Joseph N. Pimo, North Rustico, P.E.I.
85,301	Liberal	Montreal	Sloop	1883	St. Ours, Que.	107 0	22 8	10 9	186	F. Marchessault, St. Ours, Que.
	Libérateur	Montreal	Barge—Chd	1871	Yamaska, Que.	103 8	22 4	8 1	156	L. Delisle, Valleyfield, Que.
107,548	Lidie & Julia	St. John, N.B.	Sloop	1897	St. John, N.B.	34 1	12 3	4 0	8	George H. Foster, Grand Manan, N.B.
42,217	Life Boat	Charlottetown	Schr—Glt	1862	Port Medway, N.S.	63 5	20 0	7 6	48	James Hall, St. Peters, N.S.
107,446	Lighthouse No. 1	Vancouver	Scow—Chd	1897	Vancouver, B.C.	36 2	10 0	3 0	8	Federation Brand Salmon Canning Co., Ltd., Victoria, B.C.
107,447	Lighthouse No. 2	Vancouver	Scow—Chd	1896	Vancouver, B.C.	30 0	12 0	2 5	7	Federation Brand Salmon Canning Co., Ltd., Victoria, B.C.
107,714	Lighthouse No. 3	Vancouver	Scow—Chd	1898	Vancouver, B.C.	36 0	14 0	3 7	14	Federation Brand Salmon Canning Co., Ltd., Victoria, B.C.
42,684	Lightning	St. John, N.B.	Schr—Glt	1862	St. John, N.B.	69 3	18 4	7 4	38	F. C. Lacey, et al., St. John, N.B.
122,458	Lila A.	Barrington	Sloop	1906	Cape Island, N.S.	32 0	10 6	6 0	10	Uriah and Howard S. Atkinson, Cape Island, N.S.
107,660	Lila D. Young	Lunenburg	Schr—Glt	1899	Lunenburg, N.S.	99 0	25 0	9 8	100	John E. Young, et al., Lunenburg, N.S.
107,129	Lilla B. Hirtle	Lunenburg	Schr—Glt	1899	Lunenburg, N.S.	99 0	25 0	9 8	99	E. J. Burdock, Belloram, Fortune Bay, Nfld.
112,152	Lillian	Chatham, N.B.	Schr—Glt	1902	Caracquet, N.B.	39 0	13 0	5 6	15	Robin, Jones & Whitman, Ltd., Halifax, N.S.
80,954	Lillian	Picton, Ont.	Schr—Glt	1859	Henderson, N.Y., U.S.A.	55 0	11 6	4 8	20	G. O. Blowers, Port Credit, Ont.

SESSIONAL PAPER No. 21b

130,815	Lillian B. Corkum...	Lunenburg...	Schr—Glt	1912	Liverpool N.S.	108 7	25 6	10 3	97	William Corkum, M.O., Lunenburg, N.S.
111,878	Lillian Blauvelt...	Yarmouth...	Schr—Glt	1902	Meteghan River, N.S.	106 0	28 0	10 1	195	J. R. Blauvelt, et al., Tusket, N.S.
88,273	Lillian E.	St. Andrews...	Schr—Glt	1884	St. George, N.B.	31 2	11 8	5 9	13	M. Johnson, et al., Dead Man's Harbour, N.B.
111,901	Lillian Louise	Arichat.....	Schr—Glt	1901	Guysboro, N.S.	33 0	10 9	5 6	12	Chas. P. Boudrot, Pôtité-de-Grat, N.S.
130,811	Lillian M. Richard	Lunenburg	Schr—Glt	1911	Liverpool, N.S.	108 7	25 6	10 3	98	Elias Richard, Jr., M.O., Lunenburg, N.S.
100,338	Lillie	Maidland	Schr—Glt	1894	Maitland, N.S.	130 9	31 5	11 7	31	Albert M. Miller, Tignish, P.E.I.
103,315	Lillie	Port Hawkesbury	Schr—Glt	1895	Cheticamp, N.S.	35 2	12 0	5 5	12	Fido Chiasson, Eastern Harbour, N.S.
88,626	Lillie	Windsor, Ont.	Schr—Glt	1884	Pike Creek, Ont.	70 8	19 3	4 6	46	Julie Neveux, Windsor, Ont.
80,077	Lillie Bell	St. John, N.B.	Schr—Glt	1881	Hexton, N.B.	79 0	26 6	7 4	89	Geo. W. Ebb, St. John, N.B.
107,794	Lillie E.	St. John, N.B.	Schr—Glt	1899	Waterborough, N.B.	62 4	23 4	5 7	53	W. W. Barton, Waterborough, N.B.
122,040	Lillie E. McLansou... ..	Weymouth.....	Schr—Glt	1911	Gilbert's Cove, N.S.	80 2	23 4	8 8	30	Bernard N. McLansou, Gilbert's Cove, N.S.
103,217	Lilly	Ottawa.....	Scow—Chd	1890	Buckingham, Que.	49 0	10 2	2 5	7	George Bothwell, Buckingham, Que.
96,790	Lilly C.	Halifax.....	Schr—Glt	1888	Sambro, N.S.	35 2	11 8	6 5	12	W. McC. Bosk, Halifax, N.S.
51,961	Lilly Dale	Yarmouth.....	Schr—Glt	1865	Beaver River, N.S.	38 0	12 8	5 0	11	Dexter W. Morrison, Westport, N.S.
112,377	Lilly May	Arichat	Schr—Glt	1902	West Arichat, N.S.	41 9	14 0	5 9	18	A. Poirier, Desceuse, N.S.
103,280	Lily	Chatham, N.B.	Schr—Glt	1891	Caracquet, N.B.	35 0	12 0	6 0	11	Prudent Gallic, Caracquet, N.B.
125,055	Lime Light	Charlottetown	Schr—Glt	1908	Souris, P.E.I.	91 0	25 0	9 2	126	Thos. Kickham and James J. Hughes, Souris West, P.E.I.
	Lina	Montreal	Barge—Chd	1869	Sorel, Que.	98 0	22 5	6 9	108	Ant. Lavollee, Sorel, Que.
83,472	Lindon	St. Andrews	Schr—Glt	1881	St. George, N.B.	29 0	11 5	6 0	12	Benjamin Parker, West Isles, N.B.
88,407	Linnet	Digby	Schr—Glt	1884	Liverpool, N.S.	38 5	13 3	5 7	15	Jos. H. Morehouse, Sandy Cove, N.S.
100,745	Linnet	Windsor, N.S.	Schr—Glt	1896	Bonidon, N.S.	41 4	14 0	4 8	14	David J. Spear, Ponnfield, N.B.
100,510	Linnie & Edna	St. Andrews	Schr—Glt	1894	Tiverton, N.S.	52 2	17 6	6 5	30	D. Guptill and Q. Small, J.O., Grand Manan, N.B.
103,292	Lion	New Westminster	Scow—Chd	1894	New Westminster, B.C.	85 0	28 5	5 5	124	The Vancouver Dredging & Salvage Co., Ltd., Vancouver, B.C.
103,546	Lis	Halifax	Sloop	1896	Dartmouth, N.S.	23 5	6 4	3 6	3	F. H. Bell, Halifax, N.S.
122,571	Lita O.	Yarmouth	Sloop	1907	Maxville, N.S.	33 0	13 0	6 0	13	Michael Comeau, Maxville, N.S.

ALPHABETICAL LIST of Canadian Registered Sailing Vessels on Registry Books, &c.—Continued.

LISTE ALPHABÉTIQUE des navires à voiles canadiens inscrits sur les registres, etc.—Suite.

Official Number. Numéro officiel.	Name of Ship. Nom du navire.	Port of Registry. Port d'enregistrement.	Rig. Gréement.	Built—Construct en	Where Built. Lieu de construction.	Length in feet and 10ths. Longueur en pieds et 10es.	Breadth in feet and 10ths. Largeur en pieds et 10es.	Depth in feet and 10ths. Profondeur en pieds et 10es.	Registered Tonnage. Tonnage enregistré.	Owner or Managing Owner, and Address. Armateur ou propriétaire gérant, et adresse
83,464	Little Annie.....	Digby..	Schr—Glt.....	1868	Essex, Mass., U.S.A.....	44 3	15 3	5 0	19	Walter F. Leonard, St. John, N.B.
75,605	Little Annie.....	Halifax	Schr—Glt.....	1873	Port Gilbert, N.S.....	47 0	16 7	6 4	27	Edward Eisner, Marriotti's Cove, N.S.
121,693	Little Charley.....	Yarmouth.....	Sloop.....	1904	Cape Island, N.S.....	33 0	11 3	6 0	10	H. Newell, M.O., Cape Island, N.S.
94,822	Little Eddie.....	Yarmouth.....	Schr—Glt.....	1889	Church Point, N.S.....	28 6	11 2	4 8	7	G. A. Mallett, Gilbert Cove, N.S.
126,161	Little Giant.....	Montreal.....	Dr'ge—D'gue {	1908	Cornwall, Ont.....	79 5	26 8	5 7	133	Lyon Cohen, Montreal, Que.
104,000	Little Gracie.....	St. Andrews.....	Schr—Glt.....	1891	Spencer's Island, N.S.....	29 0	11 0	5 0	11	Andrew Millar, St. John, N.B.
103,318	Little Heir.....	Port Hawkesbury ..	Schr—Glt.....	1895	Cheticamp, N.S.....	41 8	13 3	5 9	19	John Chiasson, Eastern Harbour, N.S.
88,261	Little Joe.....	Yarmouth.....	Schr—Glt.....	1883	St. John, N.B.....	46 9	15 0	5 9	18	Harvey Goodwin, Pubnico, N.S.
122,569	Little Lake.....	Peterboro.....	Scow—Chd.....	1908	Peterboro, Ont.....	71 0	21 0	4 0	50	Wm. Irwin and David Conroy, Peterboro, Ont.
59,395	Little Minnie.....	St. Andrews.....	Schr—Glt.....	1872	Lubec, Me., U.S.A.....	36 9	14 4	4 9	14	Joseph McGee, St. George, N.B.
59,321	Little Nell.....	St. Andrews.....	Schr—Glt.....	1853	Gloucester, Mass., U.S.A.	46 5	15 2	5 7	21	Albert Ingersoll, Grand Manan, N.B.
75,759	Lively.....	Yarmouth.....	Schr—Glt.....	1877	Meteghan, N.S.....	34 2	11 0	4 0	9	W. Quinty, Carleton, St. John, N.B.
94,871	Lavon.....	Montreal.....	Sloop.....	1889	Pierreville, Que.....	107 8	22 8	8 2	167	Prosper Laplante, Lachine, Que.
100,563	Lizzie.....	Sydney, N.S.....	Schr—Glt.....	1892	Mahone Bay, N.S.....	120 7	25 8	12 9	245	Dominion Coal Co., Ltd., Glace Bay, N.S.

SESSIONAL PAPER No. 21b

100,900	Lizzie	Weymouth	Schr—Glt	(1875)	Bath, Me., U.S.A.	76 5	21 8	7 8	68
69,964	Lizzie A.	Port Hawkesbury	Schr—Glt	1877	Strait of Canso, N.S.	44 0	16 0	5 9	20
72,282	Lizzie A.	St. John, N.B.	Schr—Glt	1876	Canning, N.B.	57 6	20 6	5 7	35
122,455	Lizzie A.	Yarmouth	Schr—Glt	1907	Pulnico, N.S.	60 0	15 6	8 0	33
64,552	Lizzie B.	St. John, N.B.	Schr—Glt	(1870 1886)	Westfield, N.B.	76 5	27 5	7 0	81
122,101	Lizzie B.	Yarmouth	Sloop	1906	Mavillette, N.S.	35 0	14 6	7 0	18
79,979	Lizzie C.	Charlottetown	Schr—Glt	1878	St. Martin's, N.B.	75 0	22 4	7 9	79
103,466	Lizzie Catharine	Charlottetown	Schr—Glt	1899	Red Island, N.S.	92 0	23 8	9 8	99
88,664	Lizzie D.	Chatham, N.B.	Schr—Glt	1884	Tracadie, N.B.	40 7	14 4	5 6	17
100,972	Lizzie D.	Chatham, N.B.	Schr—Glt	1893	Caracquet, N.B.	35 2	12 6	5 2	11
122,144	Lizzie D.	Yarmouth	Sloop	1906	Sabnon River, N.S.	35 0	11 3	5 6	12
103,700	Lizzie E.	Yarmouth	Schr—Glt	1897	Port Maitland, N.S.	42 0	12 8	5 4	19
111,910	Lizzie J. Greenleaf	Aricbat.	Schr—Glt	1899	Canso, N.S.	32 0	10 2	5 9	11
75,448	Lizzie Landsay	Gaspé	Schr—Glt	1884	Douglastown, Que.	74 1	22 3	9 9	91
103,467	Lizzie May	Aricbat.	Schr—Glt	1906	Larry's River, N.S.	37 0	11 8	5 6	12
116,549	Lizzie Metzner	Kingston	Schr—Glt	1888	Manitowoc, Wis., U.S.A.	82 8	21 8	6 6	91
100,097	Lizzie R.	St. John, N.B.	Schr—Glt	1892	Cambridge, N.B.	74 0	25 0	4 9	80
100,316	Lizzie S.	Yarmouth	Schr—Glt	1892	Yarmouth, N.S.	30 0	11 0	4 5	8
59,342	Lizzie S. Mettee	St. Andrews	Schr—Glt	1868	St. George, N.S.	35 0	13 0	5 9	14
92,365	Lizzie W.	St. John, N.B.	Schr—Glt	1887	Greenwich, N.B.	42 0	15 6	5 4	17
88,266	Lizzie Young	St. John, N.B.	Schr—Glt	1883	Musquash, N.B.	37 1	13 9	5 2	13
85,534	Lloyd	Yarmouth	Schr—Glt	1883	Maitland, N.S.	45 4	16 3	6 0	31
125,821	Lloyd George	Launenburg	Schr—Glt	1910	Sherbourne, N.S.	108 0	26 0	10 5	99
130,981	Lobelia	Chatham, N.B.	Schr—Glt	1912	Caracquet, N.B.	42 0	11 0	6 5	21
75,465	Lochiel	Charlottetown	Schr—Glt	1877	Murray River, P. E. I.	56 0	19 0	7 6	21

A. H. Comeau, Metcaghan River, N.S.
 Augustin McInnes, Earncliffe, P. E. I.
 J. D. Hatfield, Kars, N.B.
 Existe M. D'Entremont, M.O., Pub-
 nico, N.S.
 Miss Mary E. Shields, Alma, N.B.
 Lezaine Boudreau, M.O., Mavillette,
 N.S.
 R. H. Cann, Louisburg, N.S.
 Daniel S. Miller, Alberton, P. E. I.
 Mrs. Helen Arsenau, Tracadie, N.B.
 Mrs. Sarah Young and P. T. B. Young,
 J. O., Caracquet, N.B.
 Frank J. Harris, Yarmouth, N.S.
 J. Ellis, Port Maitland, N.S.
 Thos. Ryan, Canso, N.S.
 William Burton, Luas, Que.
 Benjamin L. Pelrine, Larry's River,
 N.S.
 Joseph Fagan, Belleville, Ont.
 James A. Gibbon, St. John, N.B.
 Wm. Surette, Yarmouth, N.S.
 Joseph Mettee, St. George, N.B.
 Mrs. Annie George, Parrsboro', N.S.
 Michael Quigg, Musquash, N.B.
 W. H. Anderson, Hillsburn, N.S.
 Gabriel Himmelman, M. O., River-
 port, N. S.
 Theobine Gallien, Caracquet, N.B.
 Mrs. Catherine Smith, Point du
 Chêne, N.B.

ALPHABETICAL LIST of Canadian Registered Sailing Vessels on Registry Books, &c.—Continued.

LISTE ALPHABÉTIQUE des navires à voiles canadiens inscrits sur les registres, etc.—Suite.

Official Number. Numéro officiel.	Name of Ship. Nom du navire.	Port of Registry Port d'enregistrement.	Rig. Gréement.	Built—Constructé en	Where Built. Lieu de construction.	Length in feet and 10ths. Longueur en pieds et 10es.	Breadth in feet and 10ths. Largeur en pieds et 10es.	Depth in feet and 10ths. Profondeur en pieds et 10es.	Registered Tonnage. Tonnage enregistré.	Owner or Managing Owner, and Address. Armateur ou propriétaire gérant, et adresse.
* 61, 833	Lockwood	St. John, N.B.	Bk—Bq	1872	Port Gilbert, N.S.	175 0	35 5	21 6	950	C. A. Palmer, St. John, N.B.
126, 915	Lola B.	Halifax	Schr—Glt	1910	Spry Bay, N.S.	32 3	11 4	5 4	10	C. W. Boutillier, Spry Bay, N. S.
131, 078	Lola R.	Lunenburg	Schr—Glt	1907	Lunenburg, N.S.	42 0	11 2	5 6	13	James Reno, Herring Cove, N.S.
	Longneul	Montreal	Barge—Chd	1868	Montreal, Que	171 1	21 1	9 1	275	E. Haynemand, Lanoraie, Que.
83, (65)	Look Out	St. Andrews	Schr—Glt	1867	Essex, Mass., U.S.A.	63 2	19 6	7 1	48	F. Wooster, Grand Manan, N.B.
85, 690	Lora T.	Digby	Schr—Glt	1883	Beaver River, N.S.	41 0	14 0	5 7	15	Judson T. Thurber, Freeport, N.S.
116, 729	Lorain	St. John, N.B.	Schr—Glt	1905	Cumberland Bay, N.B.	60 2	22 4	5 6	53	F. L. Farris, et al., Cambridge, N.B.
103, 560	Loranzo	Montreal	Sloop	1898	St. François du lac, Que.	106 7	23 2	8 0	118	E. Desmarais, St. François du Lac, (Que.)
112, 040	Loranzo.	Quebec	Sloop	1902	Tadoussac, Que	60 0	18 3	5 2	33	(Que.) Lavoie, La Petite Rivière, St. François Xavier, Que.
74, 256	Lord Dufferin	Quebec	Barge—Chd	1873	Yamaska, Que	103 0	22 0	7 0	110	Alfred Charland, Yamaska, Que.
100, 902	Lord Stauley	Chatham, N.B.	Schr—Glt	1890	Caraquet, N.B.	35 0	12 4	4 5	10	R. Young, M.O., Caraquet, N.B.
93, 156	Lord Templetown	Victoria	Bk—Bq	1886	Belfast, Ireland	282 9	40 1	24 0	2018	The Ship Lord Templetown Co., Ltd., Victoria, B.C.
121, 816	Loren B. Snow	Digby	Schr—Glt	1906	Lunenburg, N.S.	89 8	24 6	10 0	85	Joseph E. Snow, Digby, N.S.
90, 640	Lorena	Charlottetown	Schr—Glt	1886	Bay Fortune, Nfld.	32 8	12 4	4 5	15	John McLeod, et al., Pugwash, N.S.

* Formerly "Lillie Southard."

SESSIONAL PAPER No. 21b

92,499	Lorena Jane.....	Windsor, N.S.	Schr—Glt	1886	Cornwallis, N.S.	34 0	14 0	5 1	11	Willard Coffin, Cornwallis, N.S.
116,349	Lorina.....	Arichat.....	Schr—Glt	1888	River Bourgeois, N.S.	44 5	15 6	6 0	18	Wm. J. Levisconte, River Bourgeois, N.S.
121,813	Loring B. Haskell.....	Digby.....	Schr—Glt	1884	Essex, Mass., U.S.A.	82 0	22 8	8 8	70	Alexander J. McFadyen, Tignish, P.E.I.
75,907	Lorno.....	Chatham, N.B.	Schr—Glt	1879	Bathurst, N.B.	43 0	14 4	5 6	19	W. S. Loggie Co., Ltd., Chatham, N.B.
89,998	Lorno.....	Halifax.....	Schr—Glt	1886	Isaac's Harbour, N.S.	63 6	29 6	7 3	51	Joseph Dauphinee, French Village, N.S.
83,290	Lorraine.....	Kingston.....	Sloop	1882	Kingston, Ont	81 0	18 6	5 7	63	John S. Phillips, Wolfe Island, Ont.
85,676	Lottie.....	New Westminster	Schr—Glt	1884	New Westminster, B.C.	42 0	12 0	4 3	19	James Hart, Mud Bay, B.C.
83,316	Lottie.....	Port Medway.....	Schr—Glt	1885	Vogler's Cove, N.S.	75 6	23 5	9 0	76	S. E. Teed, Vogler's Cove, N.S.
75,741	Lottie.....	Yarmouth.....	Schr—Glt	1875	Eel Brook, N.S.	38 0	12 5	4 9	12	H. McGrath, Granville, N.S.
130,820	Lottie A. Silver.....	Lunenburg.....	Schr—Glt	1912	Liverpool, N.S.	108 6	23 0	10 2	96	Russell Silver, M.O., Lunenburg, N.S.
122,106	Lottie G.....	Yarmouth.....	Sloop	1905	Clyde, N.S.	30 0	11 3	6 0	10	Vincent Brunou, Woolf's Harbour, N.S.
80,884	Lottie M.....	St. Andrews.....	Schr—Glt	1881	St. Patrick, N.B.	37 7	14 6	5 7	16	Thomas Carter, Fernfield, N.B.
117,098	Lottie M. Beatrice.....	Arichat.....	Schr—Glt	1906	Half Island Cove, N.S.	39 0	13 3	6 3	17	M. J. Connors, et al., East Dover, N.S.
130,688	Lottie M. Blanche.....	Lunenburg.....	Schr—Glt	1911	Tancook, N.S.	40 8	10 1	5 4	12	David Molland, M.O., East Chester, N.S.
126,132	Lottie V. M.....	Halifax.....	Schr—Glt	1908	West Dover, N.S.	40 6	11 8	4 7	10	Isaac Morash, M.O., West Dover, N.S.
107,072	Lottie W.....	St. John, N.E.	Schr—Glt	1898	Westfield, N.B.	69 3	23 3	6 2	60	Mrs. Annie M. Noville, Grandville Ferry, N.S.
107,819	Lotus.....	Peterborough.....	Barge—Chd	1889	Cobourg, Ont.	15 0	29 0	3 0	56	R. B. Rogers, Peterborough, Ont.
107,895	Lotus.....	St. John, N.E.	Schr—Glt	1899	Newcastle, N.E.	80 0	27 2	7 5	98	F. T. Tingley, et al., Sackville, N.B.
94,949	Louil.....	Yarmouth.....	Light—Blght	1890	Shelburne, N.S.	109 0	26 6	11 1	187	Edgar K. Spinney, Yarmouth, N.S.
83,426	Louis.....	St. John, N.B.	Schr—Glt	1883	Port Gilbert, N.S.	40 0	13 5	5 6	16	B. Hargrove, Chance Harbour, N.B.
94,665	Louis Louby.....	Halifax.....	Schr—Glt	1889	Chezetcook, N.S.	59 8	19 0	7 6	41	R. E. Dorey, Hubbard's Cove, N.S.
59,925	Louis Lumine.....	Quebec.....	Barge—Chd	1869	Batiscan, Que.	98 3	23 0	5 7	82	A. A. Larocque, Sorel, Que.
130,625	Louis P.....	Yarmouth.....	Schr—Glt	1912	Shelburne, N.S.	74 0	19 6	8 3	60	Louis P. D'Entremont, M.O., Publications, N.S.
116,583	Louisa A.....	Liverpool.....	Schr—Glt	1900	Sable River, N.S.	36 0	10 9	5 2	10	Reuben J. Cott, et al., Port Monton, N.S.
117,100	Louisa Ellen.....	Arichat.....	Schr—Glt	1903	Port Monton, N.S.	35 0	10 5	6 0	11	David Casey, Raspberry, N.S.

ALPHABETICAL LIST of Canadian Registered Sailing Vessels on Registry Books, &c.—Continued.

LISTE ALPHABÉTIQUE des navires à voiles canadiens inscrits sur les registres, etc.—Suite.

Official Number. Numéro officiel.	Name of Ship. Nom du navire.	Port of Registry. Port d'enregistrement.	Rig. Grément.	Built—Construct en	Where Built. Lieu de construction.	Length in feet and 10ths. Longueur en pieds et 10es.	Breadth in feet and 10ths. Largeur en pieds et 10es.	Depth in feet and 10ths. Profondeur en pieds et 10es.	Registered Tonnage. Tonnage enregistré.	Owner or Managing Owner. and Address. Armateur ou propriétaire géant, et adresse.
88,351	Louisa J. Selig.....	Quebec.....	Schr—Glt.....	{ 1884 Lunenburg, N.S..... } { 1911 St. Simeon, Que..... }		85 5	23 8	8 4	66	Adelard Belley, St. Simeon, Que.
83,402	Louisa Maud.....	Halifax.....	Schr—Glt.....	1882	Indian Harbour, N.S.....	43 8	15 3	6 3	21	D. R. and Wm. Pettipas, East Chezelcook, N.S.
80,614	Louise.....	Barrowton.....	Schr—Glt.....	1881	Tasket Wadge, N.S.....	79 0	23 0	8 8	85	T. E. Worthen, M.O., Barrington, N.S.
96,775	Louise.....	Port Hawkesbury.....	Schr—Glt.....	1894	Cheticamp, N.S.....	38 0	11 5	5 3	11	P. Boudrot, Cheticamp, N.S.
92,338	Louise.....	Quebec.....	Schr—Glt.....	1886	Ste. Luce, Que.....	40 0	13 4	4 6	14	A. Letellier, Quebec, Que.
122,098	Louise.....	Yarmouth.....	Sloop.....	1905	Pubnico, N.S.....	30 0	11 4	6 0	10	Dason H. Langthoun, Wood's Harbor, N.S.
92,349	Louisa.....	Quebec.....	Schr—Glt.....	1888	Les Eboulements, Que.....	69 2	21 7	8 0	76	Francis Gagnon, Cap Chatte, Que.
69,619	Louisiana.....	Quebec.....	Schr—Glt.....	1874	Grondines, Que.....	84 3	23 5	9 5	106	J. B. R. Thibaudau, Portneuf, Que.
112,227	Louvina.....	St. John, N. B.....	Sloop.....	1902	St. John, N.B.....	40 3	13 1	6 4	15	F. J. Likely, St. John, N.B.
97,189	Lovisa.....	Windsor, N. S.....	Bktn—Bkglt.....	1891	Horton, N.S.....	180 5	37 2	18 5	880	George R. Fairbanks, New York, N. Y., U.S.A.
130,730	Lowell F. Parks.....	Lunenburg.....	Schr—Glt.....	1911	La Have, N.S.....	104 8	26 2	10 2	99	Robt. Parks, M.O., La Have, N.S.
96,889	Lower Traverse.....	Ottawa.....	Lt. Ship.....			92 6	21 8	11 6	142	The Minister of Marine and Fisheries, Ottawa, Ont.
136,601	Loze.....	Chatham, N. B.....	Schr—Glt.....	1909	Caracquet, N.B.....	35 0	11 5	5 6	13	Eli Cormier, Upper Caracquet, N.B.
111,735	Lucania.....	Lunenburg.....	Schr—Glt.....	1902	La Have, N.S.....	92 0	24 5	9 4	99	Alfred Boudrot, Arichat, N.S.

SESSIONAL PAPER No. 21b

121,949	Lucien	Sorel	Sloop	1907	Sorel, Que	110 0	23 2	7 4	136	Madam Marie A. Beaudet, St. Jean Deschailions, Que.
116,905	Lucille	Parrsboro'	Schr—Glt	1906	Parrsboro, N.S.	102 5	28 8	10 0	164	Harvey Randall, M.O., Parrsboro', N.S.
130,814	Lucille B. Creaser	Lunenburg	Schr—Glt	1912	Lunenburg, N.S.	106 8	26 8	10 4	99	Arthur Creaser, M.O., Riverport, N.S.
103,330	Lucy	Port Hawkesbury	Schr—Glt	1901	Cheticamp, N.S.	36 9	11 6	5 6	11	Robln, Jones & Whitman, Ltd., Halifax, N.S.
103,718	Lucy	Yarmouth	Schr—Glt	1898	Pubnico, N.S.	32 0	10 8	5 0	10	A. D'Entremont, Pubnico, N.S.
116,210	Lucy A.	Yarmouth	Schr—Glt	1903	Meteghan, N.S.	55 0	15 2	8 4	32	D. D. LeBlanc, Tusket Wedge, N.S.
103,563	Lue	Montreal	Sloop	1896	St. Thomas, Que	86 5	21 5	5 1	58	Alexandre René, Pierreville, Que.
117,181	Luella	Chatham, N.B.	Sloop	1905	Stonehaven, N.B.	88 3	24 0	8 6	99	R. P. Soley, Economy, N.S.
92,553	Lulu	Montreal	Sloop	1881	Harlem, N.Y., U.S.A.	24 5	10 4	1 8	2	J. Morris, St. Lambert, Que.
124,188	Lulu S	Shelburne	Schr—Glt	1909	Shelburne, N.S.	53 6	16 1	6 1	23	Herbert R. Swim, M.O., Lockeport, N.S.
103,435	Lumber	Ottawa	Barge—Chd	1894	Rockland, Ont.	71 1	18 1	4 4	47	Alex. McLaren, Buckingham, Que.
80,632	Lumen	Yarmouth	Schr—Glt	1882	Tusket Wedge, N.S.	50 0	17 8	6 6	30	A. O. Porter, Tusket Wedge, N.S.
66,941	Lumina	Quebec	Schr—Glt	1872	Cap. St. Ignace, Que	58 6	21 5	6 1	44	Adelard Fournier, St. Jean Port Joli, Que.
72,945	Lumina	Quebec	Schr—Glt	1875 } 1908 }	Malbaie, Que.	52 1	17 3	7 3	33	Adelard Warren, Malbaie, Que.
130,760	Lund No. 3	Vancouver	Barge—Chd	1911	Lund, B.C.	84 8	27 2	6 0	117	Frederick G. Thulin, Lund, B.C.
100,256	Lutetia	Halifax	Sloop	1894	Dartmouth, N.S.	29 2	7 3	5 1	4	John J. Jenney, Halifax, N.S.
96,789	Lydia A. Mason	Halifax	Schr—Glt	1890	Tangier, N.S.	54 3	17 7	7 5	39	Peter Mason, Tangier, N.S.
100,217	Lydia B.	Halifax	Schr—Glt	1892	Jeddore, N.S.	35 8	13 1	4 5	10	W. McC. Boak, Halifax, N.S.
116,899	Lydia L	Yarmouth	Sloop	1905	Plymouth, N.S.	34 0	12 0	6 2	14	Chas. D. LeBlanc, Plymouth, N.S.
123,042	Lydia H.	St. Andrews	Sloop	1894	Shelburne, N.S.	30 8	10 0	6 0	11	Owen Frankland, Grand Manan, N.B.
116,486	Lynan Casey	Wallaceburg	Schr—Glt	1867	Toledo, Ohio, U.S.A.	126 1	26 0	13 3	277	David A. Gordon, Wallaceburg, Ont.
*81,263	Lyra	Parrsboro	Schr—Glt	1883	Cambridge, N.B.	83 1	27 3	7 0	99	Robert Newcombe, Parrsboro, N.S.
85,296	Lys	Montreal	Schr—Glt	1879	St. Thomas de Pierreville, Que.	82 0	20 0	3 6	36	A. Gervais, St. Louis, Que.

* Foreign name "Mansfield".

ALPHABETICAL List of Canadian Registered Sailing Vessels on Registry Books, &c.—*Continued.*LISTE ALPHABÉTIQUE des navires à voiles canadiens inscrits sur les registres, etc.—*Suite.*

Official Number. Numéro officiel.	Name of Ship. Nom du navire.	Port of Registry. Port d'enregistrement.	Rig. Gréement.	Build—Constructé en	Where Built. Lieu de construction.	Length in feet and inches. Longueur en pieds et 10ths.	Breadth in feet and inches. Largeur en pieds et 10ths.	Depth in feet and inches. Profondeur en pieds et 10ths.	Registered Tonnage. Tonnage enregistré.	Owner or Managing Owner, and Address. Armateur ou propriétaire géant, et adresse.
111,609	M. B., No. 2.....	New Westminster....	Barge—Chd....	1896	Vancouver, B.C.....	65 0	20 0	5 0	60	McKenzie Bros., Ltd., Vancouver, B.C.
116,310	M. C. A.....	Charlottetown.....	Schr—Glt.....	1906	Souris, P. E. I.....	73 4	22 7	7 4	77	Cleophas Arsenau, House Harbour, Magdalen Islands, Que.
126,859	M. & F. No. 10.....	Sorel.....	Dredge—Drague	1910	Sorel, Que.....	132 5	42 1	9 5	702	The Minister of Marine and Fisheries, Ottawa, Ont.
111,947	M. & P.....	New Westminster....	Barge—Chd....	1902	New Westminster, B.C.....	85 0	26 0	7 6	135	N. R. Preston, New Westminster, B.C.
126,576	M. G. G. Boudreau....	Port Hawkesbury....	Schr—Glt.....	1911	Cheticamp, N.S.....	51 9	13 7	7 0	22	Chas. G. Boudreau, Cheticamp, N.S.
83,408	M. A. Franklin.....	Halifax.....	Schr—Glt.....	1882	Clam Harbour, N.S.....	36 7	14 3	5 8	22	D. Gerrier, Tor Bay, N.S.
111,440	M. A. Josey.....	Halifax.....	Schr—Glb....	1903	Spry Bay, N.S.....	47 2	14 0	6 0	17	Berti Leslie, Halifax, N.S.
88,586	M. A. Louis.....	Yarmouth.....	Schr—Glb....	1885	Pubnico, N.S.....	71 5	21 5	7 8	64	A. McLeod and A. P. Prowse, Murray Harbour, P. E. I.
130,362	M. A. McDonald.....	Sydney, N.S.....	Schr—Glt....	1911	Ingonish, N.S.....	38 3	12 9	6 6	17	Neil McDonald, South Bay, N.S., and Charles McDonald, Ingonish, N.S.
107,571	M. B. & Co. No. One	Lindsay.....	Barge—Chd....	1892	Bobcaygeon, Ont.....	86 6	20 0	5 0	87	Mossom M. Boyd, Bobcaygeon, Ont.
107,572	M. B. & Co. No. Two	Lindsay.....	Barge—Chd....	1890	Bobcaygeon, Ont.....	88 0	22 4	5 0	99	Mossom M. Boyd, Bobcaygeon, Ont.
107,573	M. B. & Co. No. Three	Lindsay.....	Barge—Chd....	1892	Bobcaygeon, Ont.....	80 7	24 6	5 0	100	Mossom M. Boyd, Bobcaygeon, Ont.
107,574	M. B. & Co. No. Four	Lindsay.....	Barge—Chd....	1890	Bobcaygeon, Ont.....	70 0	21 7	5 0	76	Mossom M. Boyd, Bobcaygeon, Ont.
103,971	M. C. No. 3.....	Quebec.....	Barge—Chd....	1896	Quebec, Que.....	86 0	29 2	7 6	130	M. Connolly, Quebec, Que.

SESSIONAL PAPER No. 21b

103,972	M. C. No. 4	Quebec	Barge—Chd	1896	Quebec, Que.	86 0	29 2	7 6	130 M. Connolly, Quebec, Que.
130,535	M. G. C. Co. No. 1	Montreal	Scow—Chd	1911	Welland, Ont.	101 0	30 0	8 0	401 Montreal General Contracting Co., Ltd., Montreal, Que.
123,871	M. E. Hains	Digby	Schr—Glt	1910	Meteghan River, N.S.	58 0	17 7	6 5	31 Milton Hains, M.O., Freeport, N.S.
116,710	M. Elvina C.	Quebec	Schr—Glt	1904	St. Fabien, Que.	52 8	19 3	7 3	47 Charles Gagnon, St. Simoon, Que.
121,903	M. F. Atwood	Barrington	Sloop	1906	Clarke's Harbour, N.S.	34 0	13 3	6 3	15 James Kenney Co., Ltd., Clarke's Harbour, N.S.
130,666	M. G. Morgan	Richibucto	Schr—Glt	1912	Jardineville, N.B.	36 0	12 0	5 0	12 Edward Scott, Jardineville, N.B.
116,302	M. J. Butler	Charlottetown	Dredge—Dragne	1901	River John, N.S.	102 5	20 8	7 3	459 M. J. Hauey, Toronto, Ont.
111,676	M. J. Taylor	Quebec	Schr—Glt	1901	Spencer's Island, N.S.	150 5	33 6	12 7	377 Joseph Murphy, Lauzon, Que.
122,240	M. L. Nickerson	Barrington	Sloop	1908	Central Woods Harbour, N.S.	29 8	12 0	5 0	10 James E. Nickerson, Central Woods Harbour, N.S.
130,732	M. M. Gardner	Lunenburg	Schr—Glt	1911	Lunenburg, N.S.	106 8	26 0	10 6	100 William Chas. Smith, M.O., Lunenburg, N.S.
126,343	M. S. Kenney	Barrington	Schr—Glt	1909	Shelburne, N.S.	72 0	21 6	8 2	66 William H. Kenney, M.O., Clarke's Harbour, N.S.
130,366	M. T. Williams	Sydney, N.S.	Schr—Glt	1911	Ingonish, N.S.	38 0	12 3	7 4	16 William C. Williams, Ingonish, N.S.
97,022	M. & L. Chase	Digby	Schr—Glt	1896	Kennebunk Me, U.S.A.	69 9	19 7	6 6	46 Edwin Hooper, Hamilton, Bermuda, B.W.I.
122,186	M. O'Toole	Arlivat	Schr—Glt	1908	Louisburg, N.S.	51 6	15 5	6 9	32 John C. McDonald, Gabarouse, N.S.
130,536	M. Robidoux	Montreal	Sloop	1911	Yamaska, Que.	169 4	23 2	6 9	132 Moise Robidoux, Yamaska, Que.
126,104	M. Unity	Lunenburg	Schr—Glt	1908	Tancook, N.S.	50 4	13 7	8 0	26 Thomas Doucet, M.O., Halifax, N.S.
116,977	Mabel	Chatham, N.B.	Schr—Glt	1905	Shippigan, N.B.	38 0	13 4	5 0	16 The W. S. Leggie Co., Ltd., Chatham, N.B.
85,687	Mabel	Digby	Schr—Glt	1883	Digby, N.S.	59 4	17 7	6 7	38 Frank Leighton, Pennfield, N.B.
83,293	Mabel	Kingston	Sloop	1883	Dog Lake, Ont.	87 8	19 0	5 3	59 Wm. Jones, Belleville, Ont.
163,173	Mabel	Shelburne	Schr—Glt	1894	Locheport, N.S.	53 3	15 4	7 2	21 Geo. Savoy, Chatham, N.B.
100,561	Mabel	Sydney, N.S.	Schr—Glt	1892	Mahone Bay, N.S.	120 7	25 8	12 9	247 Dominion Coal Co., Ltd., Montreal, Que.
116,658	Mabel A.	Yarmouth	Sloop	1904	Pabnico, N.S.	40 0	12 6	6 6	15 The Yarmouth Trading Co., Ltd., Yarmouth, N.S.
107,914	Mabel B.	St. Andrews	Sloop	1890	Grand Manan, N.B.	29 0	10 5	4 6	9 Webster Cosseboom, Grand Manan, N.B.
121,880	Mabel C.	Barrington	Sloop	1905	Cape Island, N.S.	32 0	10 6	6 0	10 Burkley Reed, Cape Island, N.S.
103,796	Mabel Denvers	Shelburne	Schr—Glt	1890	North East Harbour, N.S.	32 0	13 3	6 0	14 Alexander Smith, Cape Negro, N.S.

ALPHABETICAL LIST of Canadian Registered Sailing Vessels on Registry Books, &c.—Continued.

LISTE ALPHABÉTIQUE des navires à voiles canadiens inscrits sur les registres, etc.—Suite.

Official Number. Numéro officiel.	Name of Ship. Nom du navire.	Port of Registry. Port d'enregistrement.	Rig. Grément.	Built—Construit en	Where Built. Lieu de construction.	Length in feet and 10ths. Longueur en pieds et 10 ^{es} .	Breadth in feet and 10ths. Largeur en pieds et 10 ^{es} .	Depth in feet and 10ths. Profondeur en pieds et 10 ^{es} .	Registered tonnage. Tonnage enregistré.	Owner or Managing Owner, and Address. Armateur ou propriétaire gérant, et adresse.
107,704	Mabel G.	Toronto	House-boat	1899	Penetanguishene, Ont.	50 0	20 0	3 0	82	W. M. Thompson, Penetanguishene, Ont.
116,533	Mabel H.	Lunenburg	Schr—Glt	1905	Lunenburg, N.S.	67 2	21 4	8 6	64	Hubert Clarke, Burin, Nfld.
122,140	Mabel L.	Yarmouth	Sloop	1906	Barrington, N.S.	30 0	10 6	6 0	10	Harry Banks, Shag Harbour, N.S.
85,458	Mabel M.	Quebec	Barge—Chd	1883	Iberville, Que.	103 0	23 5	7 6	129	Jos. Mochoh, Iberville, Que.
107,605	Mabel M.	Weymouth	Schr—Glt	1900	Mavillette, N.S.	30 0	12 8	6 0	20	Herbert Martin, Sheet Harbour, N.S.
90,641	Mabel R. H.	Yarmouth	Schr—Glt	1885	Yarmouth, N.S.	60 5	13 5	7 0	38	John Hipson, Shelburne, N.S.
121,799	Mabel V.	Yarmouth	Sloop	1904	Cape Island, N.S.	31 0	10 6	6 0	10	D. V. Smith, Cape Island, N.S.
126,357	Maberly	Montreal	Dredge—Drague	1907	Sorel, Que	83 5	22 9	5 3	110	Lyon Cohen, Montreal, Que.
112,154	Mac	Chatham, N.B.	Schr—Glt	1902	Miscou, N.B.	31 0	12 0	4 8	11	John M. Ward, Miscou Centre, N.B.
121,718	McB. No. I.	Vancouver	Scow—Chd	Vancouver, B.C.	74 0	26 0	6 3	73	Thomas G. McBride, Vancouver, B.C.
133,717	McB. No. III	Vancouver	Scow—Chd	1912	North Vancouver, B.C.	75 1	30 1	8 0	148	Thomas G. McBride, Vancouver, B.C.
107,584	McD. & C. No. One	Lindsay	Barge—Chd	1897	Lindsay, Ont.	66 5	18 3	5 0	61	John Carew, Lindsay, Ont.
107,585	McD. & C. No. Two	Lindsay	Barge Chd.	1897	Lindsay, Ont.	62 6	18 1	4 8	54	John Carew, Lindsay, Ont.
107,957	McW. No. 1.	New Westminster	Barge Chd.	1898	New Westminster, B.C.	40 0	12 0	4 0	19	Dan I. McWilliams, Westham Islands, B.C.

SESSIONAL PAPER No. 21b

130,848	McBride & Co. No. 2.	Vancouver.	Scow—Chd.	1911	North Vancouver, B.C.	73 4	28 0	6 6	123	T. G. McBride, M.O., Vancouver, B.C.
100,704	McClure.	Montreal.	Schr—Glt	1871	Sorel, Que.	124 9	23 1	10 0	254	Montreal Transportation Co., Ltd., Montreal, Que.
117,162	McDowell No. 3.	Pictou, N.S.	Schr—Glt	1900	Tatoungouche, N.S.	101 4	27 1	10 8	191	T. Dismore, et al., Lower Economy, N.S.
100,991	McMalon.	New Westminster.	Barge—Chd.	1902	Vancouver, B.C.	68 0	23 0	6 6	102	John McDowell, Vancouver, B.C.
121,691	Maccabee.	Chatham, N.B.	Schr—Glt	1888	Caraquet, N.B.	85 0	12 6	4 8	11	P. Rive, Caraquet, N.B.
88,237	Madcap.	Yarmouth.	Sloop.	1904	Port Maitland, N.S.	34 0	10 3	5 5	10	Edison Ellis, M.O., Port Maitland, N.S.
107,120	Madaira.	Brockville.	Sloop.	1888	Rockport, Ont.	52 6	15 5	3 5	20	Jos. Jewsbury, Belleville, Ont.
116,919	Madeline.	Lunenburg.	Schr—Glt	1898	Lunenburg, N.S.	98 8	25 0	9 6	99	George Harding et al., Spanish Ship Bay, N.S.
83,384	Madeline.	Liverpool.	Sloop.	1906	Brooklyn, N.S.	41 0	13 6	7 0	16	George H. Hackett, North Sydney, N.S.
121,676	Magdelino.	Toronto.	Schr—Glt	1882	Bromé, Ont.	69 0	18 5	5 1	39	S. L. Peers and Geo. Hary, Port Credit, Ont.
121,896	Madeline Frances Louise.	Vancouver.	Sloop.		Seattle, Wash., U.S.A.	25 0	9 0	4 0	7	Arthur H. Smythe, Vancouver, B.C.
96,866	Madgo.	Shelburne.	Sloop.	1906	Shelburne, N.S.	37 0	13 0	5 7	13	Chester L. Gupfll, Grand Harbour, N.B.
107,410	Madona.	Prescott.	Barge—Chd.	1897	Toronto, Ont.	130 0	27 0	11 0	335	The Canada Sugar Refining Co., Ltd., Montreal, Que.
126,569	Madonna May.	Montreal.	Sloop.	1899	Sorel, Que.	120 2	25 4	10 7	258	Charles Mongrean, Ste. Anne de Sorel, Que.
61,917	Magenta.	Sydney, N.S.	Schr—Glt	1910	Long Island, N.S.	38 8	11 9	5 5	16	James Bonnar, Glace Bay, N.S.
116,480	Maggio.	Halifax.	Schr—Glt	1892	Essex, Mass., U.S.A.	91 2	23 8	9 2	77	Lee R. Vorge, M.O., Sober Island, N.S.
88,570	Maggio.	Liverpool.	Schr—Glt	1873	Pouquet, N.S.	41 5	14 9	6 4	20	Samuel Dexter, et al., Brooklyn, N.S.
107,691	Maggio Alice.	Chatham, N.B.	Schr—Glt	1902	Caraquet, N.B.	31 0	12 0	1 6	10	John Paulin, Caraquet, N.B.
107,061	Maggio Alice.	Kingston.	Barge—Chd.	1869	Garden Island, Ont.	166 4	26 4	11 8	415	Alexander Laplante, Lachine, Que.
107,316	Maggio B.	Aridat.	Schr—Glt	1905	Port Felix, N.S.	36 0	12 1	5 7	11	P. Cashin, M.O., Port Felix, N.S.
80,968	Maggio Bell.	St. John, N.B.	Schr—Glt	1897	The Range, N.B.	65 0	23 2	5 7	51	Alvin A. Wilbur, New Horton, N.B.
112,018	Maggio Bell.	Halifax.	Schr—Glt	1899	West Chevertcook, N.S.	46 5	16 2	5 9	25	Norman Chaudler, Chester, N.S.
90,874	Maggio Bell.	Farrington.	Schr—Glt	1881	George River, N.S.	59 3	29 5	8 0	46	James E. Brown, M.O., Clarke's Harbour, N.S.
		Canso.	Schr—Glt	1902	Half Isld. Cove, N.S.	45 5	14 5	8 0	26	Class.S. Horton, Half Isld. Cove, N.S.
		Yarmouth.	Schr—Glt	1886	Melbourne, N.S.	41 0	14 0	4 8	10	D. Surette, Melbourne, N.S.

* Foreign name "Madonna."

ALPHABETICAL LIST of Canadian Registered Sailing Vessels on Registry Books, &c.—Continued.
LIST ALPHABÉTIQUE des navires à voiles canadiens inscrits sur les registres, etc.—Suite.

Official Number. Numéro officiel.	Name of Ship. Nom du navire.	Port of Registry. Port d'enregistrement	Rig. Gréement.	Built—Constructé en	Where Built. Lieu de construction.	Length in feet and 10ths. Longueur en pieds et 10es.	Breadth in feet and 10ths. Largeur en pieds et 10es.	Depth in feet and 10ths. Profondeur en pieds et 10es.	Registered tonnage. Tonnage enregistré.	Owner or Managing Owner. and Address. Armateur ou propriétaire géant, et adresse.
116,516	Maggie Belle	Lunenburg	Bgtn—Bkglt.	1904	Mahone Bay, N.S.	99 5	25 8	10 0	99	Abraham Ernst, M.O., Mahone Bay, N.S.
100,580	Maggie E. C.	Lunenburg	Schr—Glt	1893	Mahone Bay, N.S.	41 8	15 5	6 1	20	Thomas McNutt, Malpeque, P.E.I.
107,877	Maggie Ella	Sydney, N.S.	Schr—Glt	1901	Cape North, N.S.	38 3	12 2	5 3	11	Timothy Donovan, Cape North, N.S.
116,350	Maggie F.	Arichat.	Schr—Glt	1904	River Bourgeois, N.S.	37 7	13 9	6 0	15	Alexey Baccardox, Poirierville, N.S.
92,514	Maggie Jane.	St. Andrews.	Schr—Glt	1879	Back Bay, N.B.	29 4	10 5	5 0	10	Alex. McNichol, St. George, N.P.
88,277	Maggie Jane.	St. John, N.B.	Schr—Glt	1883	Beaver Harbour, N.B.	37 4	13 2	5 2	18	Thos. Bright, Pennfield, N.B.
126,564	Maggie Julia.	Sydney, N.S.	Schr—Glt	1909	Cape North, N.S.	35 4	12 2	5 9	13	James Fitzgerald, Cape North, N.S.
96,902	Maggie L.	Kingston.	Schr—Glt.	1889	Picton, Ont.	67 0	17 4	5 2	42	Richard La Rush, Kingston, Ont.
77,958	Maggie M.	Annapolis Royal.	Schr—Glt	1880	Granville, N.S.	44 2	15 2	5 6	16	P. Zwicker, Clements, N.S.
116,231	Maggie M.	Digby.	Sloop.	1904	Margaretsville, N.S.	32 5	12 0	5 2	11	R. A. McGarranahan, Margaretsville, N.S.
111,424	Maggie M.	Halifax.	Schr—Glt	1902	Mahone Bay, N.S.	40 8	10 7	5 6	13	Isaac Dauphinée, M.O., Tantallon, N.S.
107,995	Maggie M. F.	Canso.	Schr—Glt	1900	Queensport, N.S.	41 0	12 4	6 9	15	James Fitzgerald, Queensport, N.S.
97,100	Maggie M. W.	Lunenburg	Schr—Glt	1891	Lunenburg, N.S.	77 5	23 5	8 8	89	Geo. M. Barr, St. John's, Nfld.
61,400	Maggie May.	Chatham, N.E.	Schr—Glt	1872	Tracadie, N.B.	38 5	13 5	4 9	13	Frank J. Gatain, Bathurst, N.B.

SESSIONAL PAPER No. 21b

96,805	Maggie May	Halifax	Schr—Glt	1891	Chezetcook, N.S.	62 6	21 0	9 0	62 John E. Beaver, Pleasant Harbour, N.S.
116,733	Maggie May	Halifax	Schr—Glt	1904	Mahone Bay, N.S.	39 8	14 3	6 5	17 A. P. Calnen, Halifax, N.S.
92,364	Maggie Miller	St. John, N.B.	Schr—Glt	1887	Waterborough, N.B.	77 5	25 8	7 0	93 Joseph A. Hawes, Parrsboro', N.S.
116,655	Maggie P.	Yarmouth	Schr—Glt	1902	Meteghan, N.S.	31 0	11 6	4 0	8 Stillman Crowell, Clarke's Harbour, N.S.
77,754	Maggie Page	Sbelburne	Bgtn—Bkglt	1879	Port Le Bert, N.S.	86 0	24 0	9 4	110 John Peters, Halifax, N.S.
72,253	Maggie S.	St. John, N.B.	Schr—Glt	1876	St. Martin's N.B.	79 0	25 0	7 5	83 Caleb Reed, Rockport, N.B.
130,333	Maggie Swift	Chatham, N.B.	Schr—Glt	1907	Pont Sapin, N.B.	32 0	10 0	5 0	11 Gordon Murdoch, Loggiowille, N.B.
116,915	Maggie and Esther	Pictou, N.S.	Schr—Glt	1905	Port Mouton, N.S.	42 0	12 4	5 0	11 McGregor Fraser, Pictou, N.S.
86,401	Magno	Magdalen Islands	Schr—Glt	1902	Poimie Basse, Que.	55 7	17 4	6 8	32 Alex. C. Arsenau, Alright Island, M.I., Que.
103,552	Magnun	Montreal	Sloop	1895	Pierreville, Que.	86 8	21 7	5 4	76 Severo Latrose, St. Thomas de Pierreville, Que.
116,922	Magog	Victoria	Barge—Chd	1904	Victoria, B.C.	95 0	30 3	6 8	132 The Pacific Towing & Lighterage Co., Ltd., Victoria, B.C.
97,055	Maid of the Mist	Liverpool	Schr—Glt	1893	Liverpool, N.S.	69 0	19 6	7 7	58 John Millard, Laverpool, N.S.
112,112	Mainie Doll	Lunenburg	Schr—Glt	1903	Mahone Bay, N.S.	92 0	24 8	9 6	98 Chas. U. Mader, et al., Mahone Bay, N.S.
126,608	Mainland	Chatham, N.B.	Barge—Chd	1909	Chatham, N.B.	104 0	25 0	6 6	101 J. B. Snowball Co., Ltd., Chatham, N.B.
74,339	Maidland	Parrsboro'	Schr—Glt	1877	Green Cove, N.S.	62 0	19 0	7 2	3 Joseph Howe, Maidland, N.S.
116,548	Maize	Kingston	Schr—Glt	1866		136 8	25 4	11 0	291 John F. Sowards, Kingston, Ont.
100,955	Majestic	Chatham, N.B.	Schr—Glt	1892	Carriquet, N.B.	36 0	12 9	4 5	10 The W. S. Loggie Co., Ltd., Chatham, N.B.
96,779	Majestic	Port Hawkesbury	Schr—Glt	1894	Cheticamp, N.S.	35 0	11 8	5 3	12 Robt. Jones & Whitman, Ltd., Halifax, N.S.
111,558	Majestic	St. Andrews	Sloop	1902	Grand Manan, N.B.	28 6	12 4	5 0	12 Wm. Flewelling, Grand Manan, N.B.
126,130	Major N. H. Ferry	Kingston	Schr—Glt	1807	Ferryburg, Mich., U.S.A.	117 0	21 0	8 2	168 John F. Sowards, Kingston, Ont.
94,775	Malabar	Charlottetown	Schr—Glt	(1888; 1905)	Lunenburg, N.S. (St. John, N.B.)	77 8	23 5	8 9	93 Geo. C. Read, Summerside, P.E.I.
130,381	Malden	Amherstburg	Scow—Chd	1886	Chatham, Ont.	77 6	20 0	5 0	65 John S. McQueen, Ambersburg, Ont.
103,558	Malvin	Montreal	Barge—Chd	1896	Yamaska, Que.	109 2	23 4	22 5	107 Montreal Sand & Gravel Co., Ltd., Montreal, Que.
107,309	Mulwa	Quebec	Bktn—Bkglt	1901	Black River, N.S.	165 2	35 0	13 3	540 Arthur Guay, St. Joseph de Beauce, Que.
96,867	Mamie	Montreal	Barge—Chd	1897	Montreal, Que.	129 4	28 0	11 2	370 Montreal Transportation Co., Ltd., Montreal, Que.

ALPHABETICAL LIST of Canadian Registered Sailing Vessels on Registry Books, &c.—Continued.

LISTE ALPHABÉTIQUE des navires à voiles canadiens inscrits sur les registres, etc.—Suite.

Official Number. Numéro officiel.	Name of Ship. Nom du navire.	Port of Registry. Port d'enregistrement.	Rig. Grément.	Built—Construct en	Where Built. Lieu de construction.	Length in feet and 10ths. Longueur en pieds et 10es.	Breadth in feet and 10ths. Largeur en pieds et 10es.	Depth in feet and 10ths. Profondeur en pieds et 10es.	Registered Tonnage. Tonnage enregistré.	Owner or Managing Owner, and Address. Armateur ou propriétaire gérant, et adresse.
96,887	Manicougan	Ottawa	Barge—Chd	92 6	21 8	12 0	143	The Minister of Marine and Fisheries, Ottawa, Ont.
83,286	Manitoba	Kingston	Barge—Chd	1882 Bedford Mills, Ont.	103 0	17 2	5 6	75	Benjamin Tett, Bedford Mills, Ont.
116,523	Mankato	Lunenburg	Schr—Glt	1905 Bridgewater, N.S.	73 8	22 6	9 0	76	S. Walters, M.O., La Have, N.S.
121,995	Manos	Montreal	Schr—Glt	1906 Mahone Bay, N.S.	60 8	15 5	8 7	34	Mrs. Louise M. Ames, Montreal, Que.
126,144	Manseau	Sorel	Sloop	1908 Sorel, Que.	82 2	21 1	5 7	67	Geo. Dansereau, Grenville, Que.
.....	Maple Leaf	Amherstburg	Schr—Glt	1871 } Toledo, Ohio, U.S.A. 1890 }	47 7	14 0	5 0	28	Wm. Berry, Port Stanley, Ont.
116,829	Maple Leaf	Barrington	Sloop	1902 Cape Island, N.S.	30 5	11 9	6 2	11	C. E. Nickerson, Villagedale, N.S.
112,158	Maple Leaf	Chatham, N.B.	Schr—Glt	1903 Shippigan, N.B.	38 0	13 0	5 5	13	Wm. Fruing & Co., Ltd., Jersey, C.I.
116,237	Maple Leaf	Digby	Sloop	1905 Westport, N.S.	33 6	11 3	5 6	10	Albert B. and Herbert E. Bailey, Westport, N.S.
103,511	Maple Leaf	Gaspé	Schr—Glt	1903 Malbaie, Que.	37 3	12 4	5 2	13	William Chicoine, Malbaie, Que.
107,567	Maple Leaf	Farrshoro'	Schr—Glt	1900 Spencer's Island, N.S.	91 8	25 1	7 8	98	Leonard H. Baird, Wolfville, N.S.
94,800	Maple Leaf	Richibucto	Schr—Glt	1902 Welford, N.B.	48 0	15 0	5 0	21	Christina E. Fraser, Rexton, N.B.
107,546	Maple Leaf	St. Andrews	Sloop	1892 St. John, N.B.	32 8	11 8	5 4	10	Howard Rigby, St. Andrews, N.B.
92,436	Maple Leaf	Toronto	Schr—Glt	1886 Bronté, Ont.	70 0	18 5	5 4	59	Richard Goldring, M.O., Toronto, Ont.

SESSIONAL PAPER No. 21b

	Winnipeg.	Fort Frances, Ont.	62 0	14 6	5 5				
*92,709	Maple Leaf	(Barge—Chd	1890	Fort Frances, Ont.	62 0	14 6	5 5	34	Walter Ross, Kenora, Ont.
111,421	Maple-leaf	Schr—Glt	1901	Bickerton, N.S.	48 2	15 4	7 5	25	Eli Baker, Lower East Jeddore, N.S.
100,718	Marchioness	Catboat	1891	Fairhaven, U.S.A.	16 3	8 0	2 9	2	R. Campbell Nelles, Montreal, Que.
117,056	Margaret	Schr—Glt	1903	Queensport, N.S.	41 6	13 6	7 6	16	Robert T. Matthews, M.O., Queensport, N.S.
116,978	Margaret	Schr—Glt	1905	Shippigan, N.B.	40 0	13 1	5 4	16	The W. S. Loggie Co., Ltd., Chatham, N.B.
103,117	Margaret	Schr—Glt	1896	Gloucester, Mass., U.S.A.	59 0	18 2	7 0	49	J. S. Clark, St. George, N.B.
111,811	Margaret	Scow—Chd	1901	Vancouver, B.C.	129 6	36 7	6 1	556	Andrew S. Grant, Dawson, Y.T.
121,888	Margaret	Sloop	1905	Cape Island, N.S.	31 0	11 0	6 0	10	Bryant Newell, Cape Island, N.S.
112,163	Margaret Ann	Schr—Glt	1903	Levesque, N.B.	37 0	13 3	5 3	13	John Jones, Little Lanouque, N.B.
131,075	Margaret B.	Schr—Glt	1912	Tancook, N.S.	39 8	11 0	5 5	11	Neil Flenning, Ketch Harbour, N.S.
112,322	Margaret G.	Schr—Glt	1902	Port Groville, N.S.	138 9	32 2	11 1	299	Hugh Gillespie, et al., Parrishore, N.S.
38,506	Margaret Jane	Schr—Glt	1869	Port Richmond, N.S.	53 4	18 2	6 7	42	R. B. Noble, Richibucto, N.B.
75,610	Margaret Jane son.	Scow—Chd	1879	Merriton, Ont	113 8	24 9	7 1	148	Joseph Battle, Thorold, Ont.
126,231	Margaret Kathleen	Schr—Glt	1907	White Haven, N.S.	40 3	13 0	6 0	16	Patrick J. Conway, White Haven, N.S.
111,909	Margaret May	Schr—Glt	1899	Canso, N.S.	36 4	10 1	5 1	12	J. Kavanagh, Canso, N.S.
107,296	Margaret May Riley	Schr—Glt	1900	Granville, N.S.	123 5	30 5	11 2	241	Alex. Wilson, et al., St. John, N.B.
107,479	Marguerite	Schr—Glt	1900	Digby, N.S.	40 0	15 3	6 5	24	F. A. MacDonald and H. J. Thorpe, Scott's Bay, N.S.
100,728	Marguerite	Sloop	1888	Booth Bay, Me., U.S.A.	21 8	8 0	3 0	3	Fred. L. Barlow, Montreal, Que.
111,894	Marguerite	Schr—Glt	1904	Grosses Copres, N.S.	97 0	24 8	8 0	98	Ronald Campbell, Summerside, P. E. I.
108,712	Marguerite	Sloop	1897	Pubnico, N.S.	35 0	11 9	5 4	10	F. Brannen, Wood's Harbour, N.S.
130,672	Marguerite H.	Schr—Glt	1911	Mahone Bay, N.S.	74 6	23 0	9 2	75	David Heister, M.O., Lunenburg, N.S.
88,463	Maria	Schr—Glt	1892	Petite de Grat, N.S.	37 9	14 0	5 7	14	H. McDonald, Glace Bay, N.S.
103,629	Maria	Sloop	1896	Isle aux Grues, Que.	33 4	13 0	4 2	11	G. Normand, Isle aux Grues, Que.
103,990	Maria	Schr—Glt	1897	Isle aux Coudres, Que.	56 0	17 6	6 5	40	J. Boutreault, Moisie River, Que.
112,033	Maria	Schr—Glt	1902	Manicouagan, Que.	44 4	16 4	5 4	23	Louis Pagné, Manicouagan, Que.

* Formerly a steamer.

ALPHABETICAL LIST of Canadian Registered Sailing Vessels on Registry Books, &c.—Continued.

LISTE ALPHABÉTIQUE des navires à voiles canadiens inscrits sur les registres, etc.—Suite.

Official Number. Numéro officiel.	Name of Ship. Nom du navire.	Port of Registry. Port d'enregistrement.	Rig. Gréement.	Built— Construit en	Where Built. Lieu de construction.	Length in feet and 10ths. Longueur en pieds et 10es.	Breadth in feet and 10ths. Largeur en pieds et 10es.	Depth in feet and 10ths. Profondeur en pieds et 10es.	Registered Tonnage. Tonnage enregistré.	Owner or Managing Owner, and Address. Armateur ou propriétaire gérant et adresse.
116,702	Maria	Quebec	Sloop	1903	St. Jean Deschailions, Que	56 3	17 9	4 8	27	Ernest Hamel, St. Jean Deschailions, Que.
108,832	Maria A.	Charlottetown	Schr—Glt	1886	Smith's Cove, N.S.	42 2	13 3	5 9	22	Ernford W. Lepage, Rusticoville, P. E. I.
55,868	Maria Adelmina	Quebec	Schr—Glt	1866	Bic, Que.	37 6	14 0	5 0	13	Louis Bouchard, M. O., Isle aux Coudres, Que.
55,893	Maria Annette	Port Hope	Schr—Glt	1867	Quebec, Que.	125 0	25 3	9 5	196	R. Henning, Port Hope, Ont.
92,889	Maria Decora	Quebec	Schr—Glt	1887	St. Jean de Chicoutimi Que.	54 8	17 2	7 0	37	C. Savard, St. Fulgence, Que.
83,349	Maria Elizabeth	Quebec	Schr—Glt	1881	Kegaska, Que.	43 0	15 6	5 9	18	Thos. Denniss, Kegaska, Que.
111,615	Maria Stella	Quebec	Schr—Glt	1901	St. Fulgence, Que.	68 8	21 5	7 0	61	David Tremblay, Mille Vaches, Que.
85,742	Maria Stella	Quebec	Sloop	1888	St. Jean, Isle d'Orléans, Que.	40 2	15 2	5 4	19	J. Tremblay, Tadoussac, Que.
116,854	Mariana	Shelburne	Schr—Glt	1905	Sable River, N.S.	62 4	18 5	6 7	33	John H. Thorbourn, et al., Sand Point, N.S.
107,779	Marie	Chatham, N.B.	Schr—Glt	1900	Shippigan, N.B.	40 4	13 2	5 6	15	Gaspard Savoy, Shippigan, N.B.
72,100	Marie	Chatham, N.B.	Schr—Glt	1876	Shippigan, N.B.	33 0	11 2	4 6	11	O. Chiasson, Shippigan, N.B.
92,403	Marie	Chatham, N.B.	Schr—Glt	1885	Grande Anse, N.B.	50 1	16 2	5 4	25	Joseph U. Landry, Grande Anse, N.B.
96,771	Marie	Port Hawkesbury	Schr—Glt	1892	Cheticamp, N.S.	33 3	10 6	5 0	10	Robin, Jones & Whitman Ltd., Halifax, N.S.
100,853	Marie	Quebec	Sloop	1892	Tadoussac, Que.	62 0	19 9	5 6	42	P. Guérin, Mille Vaches, Que.
111,630	Marie	Quebec	Sloop	1901	Bay St. Paul, Que.	51 6	19 8	4 8	26	Edward Lavoie, Bay St. Paul, Que.

SESSIONAL PAPER No. 21b

69,581	Marie.....	Quebec.....	Sloop.....	1871	St. Antoine, Que.....	53 6	12 9	4 3	16	Isaie Côté, St. Antoine de Tilly, Que.
92,752	Marie Adela.....	Quebec.....	Schr—Glt.....	1888	Les Escourmains, Que.....	58 6	22 0	6 9	55	Cyrice Rivoux, Isle Verte, Que.
66,024	Marie Adélaïde.....	Quebec.....	Schr—Glt.....	1872	Pointe aux Trembles, Que.....	51 2	14 9	5 5	29	F. C. Boulianne, Bon Désir, Que
69,630	Marie Adèle.....	Quebec.....	Schr—Glt.....	1874	Grondines, Que.....	108 0	23 0	9 9	149	Olivier Rivard, Grondines, Que.
75,877	Marie Alice.....	Pictou, N.S.....	Schr—Glt.....	1879	Shediac, N.B.....	36 7	13 5	4 6	13	P. Porrier, Shediac, N.B.
103,983	Marie Alice.....	Quebec.....	Schr—Glt.....	1897	Ste. Croix, Que.....	70 0	21 4	5 9	53	Louis Delisle, Ste. Croix, Que.
116,229	Marie Ahuanda.....	Quebec.....	Schr—Glt.....	1900	Ile aux Coudres, Que.....	61 2	18 0	6 9	44	Jean B. Gagné, M.O., Cap Clat, Que.
107,236	Marie Alphonsine.....	Quebec.....	Schr—Glt.....	1897	St. Michel, Que.....	32 8	10 5	4 4	10	P. Vézina, St. Michel de Bellechasse, Que.
66,061	Marie Alvina.....	Quebec.....	Schr—Glt.....	1872	Mille Vaches, Que.....	57 0	18 0	8 0	49	Honoré Tremblay, Malbaie, Que.
107,671	Marie Ange.....	Quebec.....	Schr—Glt.....	1899	St. Fulgence, Que.....	73 6	22 2	8 2	87	Charles Gagné, sr., St. Octave de Métis, Que.
112,034	Marie Ange.....	Quebec.....	Schr—Glt.....	1902	Ste. Croix, Que.....	76 2	23 0	7 2	75	Joseph Tremblay, St. Siméon, Que.
111,621	Marie Anna.....	Quebec.....	Schr—Glt.....	1901	Ile aux Coudres, Que.....	49 6	16 7	8 5	27	Antoine Riverin, M.O., Malbaie, Que.
111,624	Marie Anna.....	Quebec.....	Schr—Glt.....	1901	Natashquan, Que.....	51 0	16 4	6 4	31	Louis Tremblay, Isle aux Coudres, Que.
66,034	Marie Anna.....	Quebec.....	Schr—Glt.....	1872	St. Irénée, Que.....	82 4	22 0	10 0	116	Joseph Bergeron, Les Eboulements, Que.
103,135	Marie Anna.....	Quebec.....	Schr—Glt.....	1886	La Romaine, Que.....	33 6	11 6	4 8	11	H. Bilodeau, St. Thomas de Montmagny, Que.
69,380	Marie Anne.....	Quebec.....	Schr—Glt.....	1875	Esquimaux Point, Que.....	54 2	17 0	6 8	36	A. Letellier, Quebec, Que.
107,227	Marie Anne.....	Quebec.....	Schr—Glt.....	1897	Château Richer, Que.....	80 0	21 0	7 0	75	W. Patry, Château Richer, Que
107,239	Marie Anne.....	Quebec.....	Schr—Glt.....	1894	Caribou Islands, Que.....	32 4	11 7	4 8	12	L. T. Comeau, Caribou Islands, Que.
103,627	Marie Anne.....	Quebec.....	Schr—Glt.....	1895	Les Ecoreuils, Que.....	43 6	13 2	3 8	14	Isidore Godin, Les Ecoreuils, Que.
80,766	Marie Anne.....	Quebec.....	Schr—Glt.....	1881	St. Irénée, Que.....	38 5	14 0	5 1	17	Thos. Minville, St. Thomas de Montmagny, Que.
92,340	Marie Anne.....	Quebec.....	Schr—Glt.....	1887	Cap Chatte, Que.....	58 8	19 8	8 6	61	L. A. Boivin, Cap Chatte, Que.
97,130	Marie Anne.....	Quebec.....	Schr—Glt.....	1891	Ste. Croix, Que.....	90 0	22 1	7 9	108	X. Boisvert, Ste. Croix, Que.
103,365	Marie Anne.....	Quebec.....	Schr—Glt.....	1894	Murray Bay, Que.....	64 4	19 0	7 1	59	F. Tremblay, St. Siméon, Que.
121,663	Marie Anne.....	Quebec.....	Schr—Glt.....	1905	St. Siméon, Que.....	68 4	19 7	7 5	59	Samuel Côté, Cap. Chat, Que
111,616	Marie Antoinette.....	Quebec.....	Schr—Glt.....	1901	St. Fulgence, Que.....	61 2	20 8	6 4	46	Just. Coulombe, Quebec, Que

ALPHABETICAL List of Canadian Registered Sailing Vessels on Registry Books, &c.—Continued.

LISTE ALPHABÉTIQUE des navires à voiles canadiens inscrits sur les registres, etc.—Suite.

Official Number. Numéro officiel.	Name of Ship. Nom du navire.	Port of Registry. Port d'enregistrement.	Rig. Gréement.	Built—Constructé en	Where Built. Lieu de construction.	Length in feet and 10ths. Longueur en pieds et 10es.	Breadth in feet and 10ths. Largeur en pieds et 10es.	Depth in feet and 10ths. Profondeur en pieds et 10es.	Registered tonnage. Tonnage enregistré.	Owner or Managing Owner, and Address. Armateur ou propriétaire gérant, et adresse.
66,053	Marie Arthémise.	Quebec.	Schr—Glt	1870	Rivière du Loup, Que.	46 6	12 8	5 6	22	Onésime Bélanger, Kamouraska, Que.
83,342	Marie Arthémise.	Quebec.	Schr—Glt	1881	Baie St. Paul, Que.	35 9	13 5	5 2	18	Jude Harvey, Isle aux Coudres, Que.
92,764	Marie Bertha.	Quebec.	Schr—Glt	1887	Cacouna, Que.	44 0	14 8	6 0	22	Firmin Paradis, Cacouna, Que.
116,218	Marie Blanche.	Quebec.	Schr—Glt	1903	Les Eboulements, Que.	47 6	16 9	5 2	21	Emile Pournier, St. Roch des Aulnaies, Que.
88,320	Marie Blanche.	Quebec.	Schr—Glt	1885	St. Siméon, Que.	54 0	17 2	6 8	40	A. Roy dit Desjardins, St. Germain, Que.
111,798	Marie C.	Port Hawkesbury.	Sloop	1907	Shelburne, N.S.	38 0	13 1	6 6	18	Alexander Bondrot, Petit de Grat, N.S.
103,278	Marie Célia.	Chatham, N.B.	Schr—Glt	1891	Bathurst, N.B.	37 0	12 5	5 2	13	The C. Robin Collas Co., Ltd., Halifax, N.S.
53,850	Marie Celina.	Quebec.	Schr—Glt	1866	St. Jean Port Joli, Que.	55 0	16 9	7 4	38	Louis Bois, St. Siméon, Que.
103,136	Marie Claude.	Quebec.	Schr—Glt	1894	Sandy Bay, Que.	43 4	14 7	5 4	21	Melasse Simard, La Petite Rivière, St. François, Que.
103,369	Marie Clodia.	Quebec.	Schr—Glt	1894	Les Escoumains, Que.	64 2	20 2	6 5	52	C. Bélanger, Les Escoumains, Que.
103,835	Marie Elise.	Quebec.	Schr—Glt	1896	Isle aux Coudres, Que.	46 2	15 0	5 6	19	N. Harvey, Isle aux Coudres, Que.
72,932	Marie Eliza.	Quebec.	Schr—Glt	1874	Malbaie, Que.	47 0	14 8	6 6	27	John Savard, St. Siméon, Que.
100,366	Marie Elizabeth.	Quebec.	Schr—Glt	1891	St. Fidèle, Que.	46 8	16 2	5 6	23	Alfred Frenette, St. Lucie, Que.
88,315	Marie Emélie.	Quebec.	Schr—Glt	1884	Baie St. Paul, Que.	60 0	21 7	8 0	56	B. Boudreault, Anse St. Jean, Que.
69,654	Marie Emma.	Quebec.	Schr—Glt	1874	Les Eboulements, Que.	38 5	12 9	5 8	16	Joseph Bouchard, Baie St. Paul, Que.

SESSIONAL PAPER No. 21b

No.	Name	Port	Tonnage	Year	Agent	Year	Month	Day	Agent
107,223	Marie Emma	Quebec	64 0	1897	Bic, Que.	64	0	1897	Bic, Que.
116,716	Marie Emma	Quebec	68 0	1905	St. Alexis, Que.	68	0	1905	St. Alexis, Que.
73,024	Marie Egeste	Chatham, N.B.	61 7	1877	Pointe Basse, M.I., Que.	61	7	1877	Pointe Basse, M.I., Que.
117,182	Marie Etoile	Chatham, N.B.	42 0	1905	Caraquec, N.B.	42	0	1905	Caraquec, N.B.
130,784	Mario H. LeBlanc	Port Hawkesbury	52 0	1912	Margaree, N.S.	52	0	1912	Margaree, N.S.
116,222	Marie Hutchenise	Quebec	41 4	1903	Isle aux Coudres, Que.	41	4	1903	Isle aux Coudres, Que.
80,761	Mario Isabelle	Quebec	48 5	1881	Les Eboulements, Que.	48	5	1881	Les Eboulements, Que.
66,079	Mario Jeanne	Quebec	92 0	1873	Arondines, Que.	92	0	1873	Arondines, Que.
103,985	Mario Jeanne	Quebec	49 4	1897	Les Eboulements, Que.	49	4	1897	Les Eboulements, Que.
100,292	Mario Joseph	Chatham, N.B.	36 4	1891	Shippigan, N.B.	36	4	1891	Shippigan, N.B.
96,777	Mario Joseph	Port Hawkesbury	32 2	1894	Chicamp, N.S.	32	2	1894	Chicamp, N.S.
100,452	Mario Joseph	Quebec	60 6	1892	St. Fulgence, Que.	60	6	1892	St. Fulgence, Que.
107,495	Mario Joseph	Quebec	45 0	1898	Natasiquan, Que.	45	0	1898	Natasiquan, Que.
116,718	Mario Joseph	Quebec	63 0	1905	La Petite Riviere, St. Francois Xavier, Que.	63	0	1905	La Petite Riviere, St. Francois Xavier, Que.
85,757	Mario Josephine	Quebec	31 0	1876	St. Michel, Que.	31	0	1876	St. Michel, Que.
107,505	Mario L'Esperance	Quebec	38 4	1898	Isle aux Coudres, Que.	38	4	1898	Isle aux Coudres, Que.
83,346	Mario Lauro	Quebec	49 7	1881	Les Eboulements, Que.	49	7	1881	Les Eboulements, Que.
80,741	Mario Leda	Quebec	50 2	1880	Baie des Mille Vaiches, Que.	50	2	1880	Baie des Mille Vaiches, Que.
100,295	Mario Louise	Chatham, N.B.	38 0	1892	Caraquec, N.B.	38	0	1892	Caraquec, N.B.
116,471	Mario Louise	Chatham, N.B.	33 0	1903	Caraquec, N.B.	33	0	1903	Caraquec, N.B.
75,419	Mario Louise	Gaspé	40 0	1886	Anticosti, Que.	40	0	1886	Anticosti, Que.
69,581	Mario Louise	Quebec	45 6	1873	Natasiquan, Que.	45	6	1873	Natasiquan, Que.
69,586	Mario Louise	Quebec	48 0	1872	Baie St. Paul, Que.	48	0	1872	Baie St. Paul, Que.
72,910	Mario Louise	Quebec	42 5	1875	St. Fidele, Que.	42	5	1875	St. Fidele, Que.
73,020	Mario Louise	Quebec	34 1	1874	Isle aux Coudres, Que.	34	1	1874	Isle aux Coudres, Que.

56 P. Pineault, Rimouski, Que.
 54 A. Cote, St. Alexis, Que.
 47 Benjamin Mathieson, Pointe Stapin, N.B.
 20 J. A. Doiron, Caraquec, N.B.
 25 Gabriel LeBlanc, Margaree, N.S.
 20 Joseph Miller, Bersimis, Que.
 38 Henry Dunning, Quebec, Que.
 128 J. Tremblay, Murray Bay, Que.
 23 Mrs. Celestine Gauthier, St. Irenée, Que.
 12 Andre D. Chiasson, Lamesque, N.B.
 11 Robin, Jones & Whitman, Ltd., Halifax, N.S.
 47 Symphonien Bernier, Montmagny, Que.
 22 Abre Bergeron, Isle aux Coudres, Que.
 41 J. Bluteau, La Petite Riviere, Francois Xavier, Que.
 11 Narcisse Lavoisue, Isle Verte, Que.
 15 Louis Harvey, Isle aux Coudres, Que.
 33 Annable LeGourneau, St. Thomas, Que.
 31 Luc Tremblay, Portneuf, Que.
 18 Joseph A. Paulin, Caraquec, N.B.
 10 Gustave Chiasson, Caraquec, N.B.
 11 Chas. G. Le Bas, Percé, Que.
 23 Mrs. Z. Castonguay, Macdonald, Que.
 31 Alfred Tremblay, La Petite Riviere, St. Francois Xavier, Que.
 22 Dennis Gauthier, St. Fidele, Que.
 13 Bernard Tremblay, St. Louis, Isle aux Coudres, Que.

ALPHABETICAL LIST of Canadian Registered Sailing Vessels on Registry Books, &c.—Continued
 LISTE ALPHABÉTIQUE des navires à voiles canadiens inscrits sur les registres, etc.—Suite.

Official Number. Numéro officiel.	Name of Ship. Nom du navire.	Port of Registry. Port d'enregistre- men	Rig. (trécement.	Built—Construct en	Where Built. Lieu de construction.	Length in feet and 10ths. Longueur en pieds et 10 ^{es} .	Breadth in feet and 10ths. Largeur en pieds et 10 ^{es} .	Depth in feet and 10ths. Profondeur en pieds et 10 ^{es} .	Registered tonnage. Tonnage enregistré.	Owner or Managing Owner, and Address. Armateur ou propriétaire gérant, et address.
75,983	Marie Louise.....	Quebec.....	Schr—Glt.....	1875	Champlain, Que.....	77 1	21 4	7 7	90	F. Thibault, Portneuf, Que.
100,365	Marie Louise.....	Quebec.....	Schr—Glt.....	1889	Isle aux Grues, Que.....	35 0	12 8	4 8	13	F. Germain, st., Quebec, Que.
100,457	Marie Louise.....	Quebec.....	Schr—Glt.....	1892	Grandes Bergeronnes, Que.....	52 4	18 6	6 4	38	Alfred Tremblay, (grandes Ber- geronnes, Que.
103,611	Marie Louise.....	Quebec.....	Schr—Glt.....	1895	Isle aux Coudres, Que.....	44 0	14 8	5 7	21	T. Tremblay, Isle aux Coudres, Que.
107,222	Marie Louise.....	Quebec.....	Schr—Glt.....	1897	Bic, Que.....	50 6	18 6	6 4	39	Charles Couillard, Sandy Bay, Que.
116,720	Marie Louise.....	Quebec.....	Schr—Glt.....	1905	St. Fidèle, Que.....	49 6	15 9	6 2	29	J. Lavoie, St. Fidèle, Que.
107,224	Marie Louise Elida.....	Quebec.....	Schr—Glt.....	1897	Isle aux Coudres, Que.....	53 2	17 0	6 1	31	Horace Chouinard, M.O., Grand Métis, Que.
103,139	Marie Louisiana.....	Quebec.....	Schr—Glt.....	1894	Murray Bay, Que.....	64 4	19 2	8 1	61	Pierre Murray, St. Siméon, Que.
80,734	Marie Louisa.....	Quebec.....	Schr—Glt.....	1880	Isle aux Coudres, Que.....	49 9	15 5	6 2	29	Désiré Morin, L'Islet, Que.
103,628	Marie Nelida.....	Quebec.....	Schr—Glt.....	1896	Tadousac, Que.....	39 0	12 6	5 6	19	L. Bouliane, Petites Bergeronnes, Que.
100,464	Marie Oliva.....	Quebec.....	Schr—Glt.....	1893	Isle aux Coudres, Que.....	32 4	12 4	4 8	12	Alex. Blais, Berthier, Que
74,289	Marie Philomène.....	Quebec.....	Schr—Glt.....	1877	Les Eboulements, Que.....	60 5	19 0	8 1	63	Mrs. Elizabeth Roy, Baie St. Paul, Que.
111,497	Marie Posa.....	Quebec.....	Sloop.....	1900	La Petite Rivière, St. François Xavier, Que.	58 6	18 2	5 4	35	Thomas Tremblay, Les Eboulements, Que.
111,626	Marie Rossanna.....	Quebec.....	Schr—Glt.....	1901	Baie St. Paul, Que.....	48 0	15 1	6 0	26	Lucien Elie, Baie St. Paul, Que.

SESSIONAL PAPER No. 21b

126,999	Marie St. Laurent.	Quebec.	Schr—Glt.	1908	Ile-aux-Condres, Que.	52 3	15 8	5 9	31	Joseph and Marcial Harvey, Isle-aux-Condres, Que.
117,160	Mario Stella.	Halifax.	Schr—Glt.	1906	Grand Desert, N.S.	59 4	10 5	6 5	36	Simon Lapierre, Grand Desert, N.S.
103,092	Mario Stella.	Montreal.	Sloop.	1893	Pierreville, Que.	107 7	23 0	8 2	143	J. Donnelly, jr., Kingston, Ont.
100,469	Mario Victoire.	Quebec.	Schr—Glt.	1892	Ile aux Condres, Que.	40 2	13 9	5 7	20	Ernest Lavoie, Chicoutimi, Que.
72,981	Mario Victoria.	Quebec.	Schr—Glt.	1874	Ile aux Condres, Que.	41 4	13 5	6 2	18	Joseph Boily, Baie St. Paul, Que.
74,281	Mario Vigilante.	Quebec.	Schr—Glt.	1863	Ile aux Condres, Que.	41 2	14 0	5 6	19	Joseph Harvey, Isle aux Condres, Que.
97,189	Mario Vigilante.	Quebec.	Schr—Glt.	1888	Goose Island, Que.	71 2	19 2	5 0	39	J. B. Bernier, Bird Island, Que.
103,986	Mario Vigilante.	Quebec.	Schr—Glt.	1897	Baie St Paul, Que.	56 0	18 5	7 0	41	Joseph Chartier, Cacoua, Que.
100,364	Mario Zoé.	Quebec.	Schr—Glt.	1886	Ile aux Condres, Que.	32 0	11 8	4 4	16	P. Perron, St. Thomas, Montaubigny, Que.
121,802	Marina.	Lauenburg.	Schr—Glt.	1906	Lunenbourg, N.S.	77 6	22 5	8 8	78	William Schneisser, M.O., La Have, N.S.
111,709	Mariner.	Lauenburg.	Schr—Glt.	1901	Mahono Bay, N.S.	95 7	24 8	9 8	100	Edward Maxner, M.O., Lunenburg, N.S.
72,157	Marion.	Windsor, N.S.	Schr—Glt.	1875	Walten, N.S.	48 2	15 8	6 1	26	Stani. Best, Parrsboro', N.S.
130,829	Marion A. Silver.	Lunenbourg.	Schr—Glt.	1912	Lunenbourg, N.S.	106 8	26 3	10 4	99	Alvin Hummelman, M.O., Rose Bay, N.S.
130,816	Marion Adams.	Lauenburg.	Schr—Glt.	1912	Lunenbourg, N.S.	106 8	26 3	10 4	99	Henry Adams, M.O., Lunenburg, N.S.
100,696	Marion Emerson.	Pictou, N.S.	Schr—Glt.	1895	Murray Harbour, P.E.I.	51 5	16 0	6 5	30	J. P. White, Murray Harbour, P.E.I.
.....	Marion L. Breck.	Kingston.	Schr—Glt.	1863	Garden Island, Ont.	127 1	23 5	11 9	298	John McGibbon, Sarnia, Ont.
126,820	Marion Mosher.	Lunenbourg.	Schr—Glt.	1910	Lunenbourg, N.S.	105 0	25 8	10 5	93	Mahlon Rodenheizer, M.O., Lunenburg, N.S.
126,916	Marion R.	Halifax.	Schr—Glt.	1910	Popes Harbour, N.S.	51 5	13 6	6 2	22	Edward and Andrew Parker, J.O., Owl's Head, N.S.
103,831	Mariposa.	Quebec.	Schr—Glt.	1896	St. Antoine, Que.	98 6	23 4	7 0	115	Z. Gosselin, St. Antoine de Lotbiniere, Que.
103,346	Marjorie.	Montreal.	Sloop.	1895	Dorval, Que.	27 2	9 3	2 6	3	W. G. Ross, Montreal, Que.
130,502	Marjorie N. Inkpen.	Shelburne.	Schr—Glt.	1911	Shelburne, N.S.	95 0	22 9	9 8	96	Ephraim Inkpen, Burin, Nfld.
126,829	Mark Twain.	Lunenbourg.	Schr—Glt.	1910	Lunenbourg, N.S.	42 8	10 6	5 6	12	William Wight, Blue Rocks, N.S.
112,110	Markland.	Victoria.	Schr—Glt.	1903	Mahono Bay, N.S.	93 5	24 9	9 7	99	The Victoria Sealing Co., Ltd., Victoria, B.C.
130,546	Marona.	Halifax.	Schr—Glt.	1912	Tanook, N.S.	49 2	13 0	6 9	25	Edward Parker and Andrew Parker, J.O., Owl's Head, N.S.
94,875	Marquain of Lorne.	Montreal.	Barge—Chd.	1879	Whitehall, N.Y., U.S.A.	104 4	21 8	8 4	163	Norbert Leclair, Contrecoeur, Que.

ALPHABETICAL LIST of Canadian Registered Sailing Vessels on Registry Books, &c.—Continued.

LISTE ALPHABÉTIQUE des navires à voiles canadiens inscrits sur les registres, etc.—Suite.

Official Number. Numéro officiel.	Name of Ship. Nom du navire.	Port of Registry. Port d'enregistrement.	Rig. Gréement.	Built—Constructé en	Where Built. Lieu de construction.	Length in feet and 10ths. Longueur en pieds et 10 ^{es} .	Breadth in feet and 10ths. Largeur en pieds et 10 ^{es} .	Depth in feet and 10ths. Profondeur en pieds et 10 ^{es} .	Registered Tonnage. Tonnage enregistré.	Owner or Managing Owner, and Address. Armateur ou propriétaire gérant, et adresse.
100,455	Martean	Quebec	Schr—Glt	{ 1888 { 1905	Les Escoumains, Que. St. Fidèle, Que.	73 2	23 7	6 6	61	Joseph Dufour, St. Fidèle, Que.
92,313	Martha	Liverpool	Schr—Glt	1886	Brooklyn, N.Y., U.S.A.	33 2	12 7	5 0	11	John Arsenau, Margaree, N.S.
107,769	Martha B.	Charlottetown	Schr—Glt	1902	Montague, P.E.I.	37 3	14 6	6 6	19	James Fraser, New Harris, N.S.
97,035	Martha Ella	Yarmouth	Schr—Glt	1891	Yarmouth, N.S.	36 4	12 7	5 0	13	George Hamilton, Argyle, N.S.
38,522	Mary	Arichat	Schr—Glt	1874	French Village, N.S.	49 5	16 3	6 4	23	James Mullins, Glace Bay, N.S.
72,077	Mary	Chatham, N.B.	Schr—Glt	1870	Shippigan, N.B.	35 3	11 7	4 3	12	P. Kobichaud, Shippigan, N.B.
75,896	Mary	Chatham, N.B.	Schr—Glt	1878	Richibucto, N.B.	34 7	12 3	4 3	9	Anthony Gallant, Lot 15, P.E.I.
85,692	Mary	Chatham, N.B.	Schr—Glt	1880	Caracquet, N.B.	34 0	12 8	4 7	11	J. Gionet, Caracquet, N.B.
111,847	Mary	Chatham, N.B.	Schr—Glt	1902	Caracquet, N.B.	38 7	13 2	5 4	14	D. Albert, Caracquet, N.B.
103,314	Mary	Port Hawkesbury	Schr—Glt	1893	Cheticamp, N.S.	34 0	10 6	5 0	10	John Boudrot, Eastern Harbour, N.S.
66,066	Mary	Quebec	Schr—Glt	1873	Malbaie, Que.	59 5	18 0	8 0	54	Emile Fortin, St. Alexis, Que.
112,371	Mary A.	Arichat	Schr—Glt	1900	Canso, N.S.	34 0	10 0	5 9	11	Joseph Peitzsch, White Head, N.S.
112,387	Mary A. Dumphy	Sydney	Schr—Glt	1903	Ingonish, N.S.	45 5	14 1	5 5	18	Henry Gibbs, M.O., Halifax, N.S.
94,671	Mary A. W.	Halifax	Schr—Glt	1889	St. Margaret's Bay, N.S.	36 5	11 9	6 0	13	Mary Ann Blakney, St. Margaret's Bay, N.S.

SESSIONAL PAPER No. 21b

103,459	Mary Alice	Arichat	Schr—Glt	1898	West Arichat, N.S.	60	8	17	9	7	6	47	Abraham Terrio, West Arichat, N.S.
116,345	Mary Alice	Arichat	Schr—Glt	1903	L'Arcoise, N.S.	36	4	10	0	4	9	10	Patrick E. Sampson, L'Arcoise, N.S.
85,388	Mary Alice	Halifax	Schr—Glt	1883	La Have, N.S.	41	0	16	4	6	5	21	Wm. Malcolm, Port Malcolm, N.S.
61,413	Mary Ann	Chatham, N.B.	Schr—Glt	1873	Richibucto, N.B.	41	5	12	5	4	8	13	A. Richard, Richibucto, N.B.
	Mary Ann	Dunnville	Barge—Chd	1897	Stromness, Ont.	78	0	15	0	8	0	57	Pigeon River Lumber Co., Port Arthur, Ont.
	Mary Ann	Montreal	Barge—Chd	1890	Sorel, Que.	89	2	19	7	5	4	90	Gilbert Plam, Montreal, Que.
69,440	Mary Ann	Pictou, N.S.	Schr—Glt	1875	Antigonish, N.S.	45	6	15	9	6	0	22	George A. C. McFutosh, Murray River, P.E.I.
71,162	Mary Ann Lydon	Kingston	Schr—Glt	1874	Port Burwell, Ont.	112	0	23	0	10	5	180	John F. Sowards, Kingston, Ont.
111,479	Mary Atalanta	Arichat	Schr—Glt	1901	River Bourgeois, N.S.	37	6	13	4	5	6	15	Isaiah and Annable Burke, River Bourgeois, N.S.
90,811	Mary Baldwin	Port Hope	Schr—Glt	1876	Sackett Harbour, U.S.A.	31	6	10	3	4	5	7	A. Mathews, Lakeport, Ont.
116,476	Mary Beatrice	Chatham, N.B.	Schr—Glt	1903	Tracadie, N.B.	34	0	12	0	4	3	10	Thomas Savoy, Buctouche, N.B.
92,385	Mary Bedford	Kingston	Barge—Chd	1888	Bedford Mills, Ont.	101	0	17	5	4	6	61	Benjamin Tett, Bedford Mills, Ont.
122,181	Mary Bell	Arichat	Schr—Glt	1906	Martinique, N.S.	49	0	16	8	7	0	38	Arthur Rogers, Port Royal, N.S.
100,238	Mary Bell	Halifax	Schr—Glt	1893	Harrigan Cove, N.S.	32	8	11	9	5	7	10	J. A. McDonald, Harrigan Cove, N.S.
88,114	Mary Culmer	Halifax	Schr—Glt	1884	Harbour Island, Bahamas P. W. I.	110	4	27	6	10	4	207	G. C. Hart, Halifax, N.S.
100,380	Mary D	Sydney, N.S.	Schr—Glt	1893	Little Bras d'Or, N.S.	46	8	16	7	6	2	27	Simeon Doveaux, Bras d'Or, N.S.
131,169	Mary D. Young	Lunenburg	Schr—Glt	1912	Lunenburg, N.S.	114	2	26	3	10	2	99	John B. Young, Lunenburg, N.S.
88,464	Mary E.	Arichat	Schr—Glt	1882	Sandy Cove, N.S.	33	1	11	2	5	2	10	C. W. Rankin, Grindstone, Magdalen Islands, Que.
85,661	Mary E.	Halifax	Schr—Glt	1881	Malbone Bay, N.S.	41	6	12	6	5	6	14	Ira S. Baker, West Dover, N.S.
52,159	Mary E.	St. John, N.B.	Schr—Glt	1865	Carleton, N.B.	46	6	14	6	5	7	21	Frederick Buchanan, St. John, N.B.
107,355	Mary E.	Sydney, N.S.	Schr—Glt	1894	Ingonish, N.S.	33	2	12	4	5	2	10	Allan McIntyre, Ingonish, N.S.
140,365	Mary E. Burton	Sydney, N.S.	Schr—Glt	1910	Aspy Bay, N.S.	56	7	18	0	6	4	47	Angus Burton, Aspy Bay, N.S.
117,144	Mary E. Faulkner	Halifax	Schr—Glt	1905	Jeddore, N.S.	42	3	12	0	6	0	14	Angus Nicholson, North Sydney, N.S.
57,485	Mary E. Lent	Annapolis Royal	Bgmt—Blgt	1872	Freeport, N.S.	86	8	22	2	9	3	96	Wm. Lent, Freeport, N.S.
75,826	Mary E. McDougall	Lunenburg	Schr—Glt	1878 1896	Mahone Bay, N.S. (Guysboro', N.S.)	87	5	24	9	9	7	98	C. A. Anderson, M.O., Lunenburg, N.S.

ALPHABETICAL LIST of Canadian Registered Sailing Vessels on Registry Books, &c.—Continued.
LISTE ALPHABÉTIQUE des navires à voiles canadiens inscrits sur les registres, etc.—Suite.

Official Number. Numéro officiel.	Name of Ship. Nom du navire.	Port of Registry. Port d'enregistrement.	Rig. Gréement.	Build—Construct en	Where Built. Lieu de construction.	Length in feet and 10ths. Longueur en pieds et 10es.	Breadth in feet and 10ths. Largeur en pieds et 10es.	Depth in feet and 10ths. Profondeur en pieds et 10es.	Registered Tonnage. Tonnage enregistré.	Owner or Managing Owner, and Address. Armateur ou propriétaire gérant, et adresse.
130,655	Mary E. Rive	Chatham, N.B.	Schr—Glt	1911	Caraquet, N.B.	41 5	14 2	6 4	21	Harry Rive, Caraquet, N.B.
126,068	Mary E. Spears	Charlottetown	Schr—Glt	{ 1905 1910	Whitehead, N.S. French River, P.E.I.	35 7	12 1	5 4	10	David Spears and Watson Jost, French River, P.E.I.
116,342	Mary Elda	Arichat	Schr—Glt	1903	River Bourgeois, N.S.	32 6	11 9	5 0	10	Charles Fougere, River Bourgeois, N.S.
122,182	Mary Elizabeth	Arichat	Schr—Glt	1907	River Bourgeois, N.S.	34 4	12 0	4 8	11	Placide Burke, River Bourgeois, N.S.
107,056	Mary Ellen	Barrington	Schr—Glt	1855	U.S.A.	65 5	19 5	7 4	56	M. W. Cook, Isaac's Harbour, N.S.
85,693	Mary Ellen	Chatham, N.B.	Schr—Glt	1882	Belledune, N.B.	36 1	13 0	4 5	12	Geo. Gordon, Dalhousie, N.B.
77,977	Mary Ellen	Victoria	Schr—Glt	1863	San Francisco, Cal., U.S.A.	75 0	23 7	7 0	63	Victoria Sealing Co., Ltd., Victoria, B.C.
77,970	Mary Emeline	St. Andrews	Schr—Glt	1880	Beaver Harbour, N.B.	36 0	13 2	5 6	18	Jas. Murphy, Grand Manan, N.E., N.S.
103,084	Mary Emma	Chatham, N.B.	Schr—Glt	1894	Caraquet, N.B.	36 0	12 7	4 8	11	Wm. Fruing & Co., Ltd., Jersey, C.I.
83,156	Mary Everett	Belleville	Schr—Glt	{ 1867 1887	Shannonville, Ont. Oakville, Ont.	120 0	26 0	8 1	198	John Cooper, Wallaceburg, Ont.
80,026	Mary F.	Yarmouth	Schr—Glt	1873	Canning, N.S.	51 2	18 5	5 3	28	A. W. Eakins, Yarmouth, N.S.
126,608	Mary F. Hyde	Shelburne	Schr—Glt	1911	Allendale, N.S.	87 4	24 9	9 0	78	William Forsey, M.O., Grand Bank, Nfld.
116,886	Mary J.	Arichat	Schr—Glt	1902	Port Felix, N.S.	35 4	10 6	5 8	11	Whitman Fish Co., Ltd., Canso, N.S.
117,089	Mary J.	Arichat	Schr—Glt	1906	River Bourgeois, N.S.	54 8	17 1	6 7	33	Wm. I. Le Vesconte, River Bourgeois, N.S.
121,803	Mary J.	Yarmouth	Sloop	1904	Cape Island, N.S.	31 0	10 6	6 0	10	M. Atwood, Cape Island, N.S.

SESSIONAL PAPER No. 21b

92,418	Mary Jane	Chatham, N.B.	Sehr—Glt	1888	Tracadie, N.B.	37	5	13	0	5	4	14	P. C. Dorton, Caraquez, N.B.
80,917	Mary Jane	Hulifax	Sehr—Glt	1880	Cape Wolfe, P.E.I.	69	0	19	0	7	3	55	Tbos. Dunnay, Amherst, N.S.
80,819	Mary Jane	Windsor, N.S.	Sehr—Glt	1881	Cornwallis, N.S.	32	0	11	0	5	3	9	Wm. C. Bill, Cornwallis, N.S.
74,352	Mary Joseph	Pictou, N.S.	Sehr—Glt	1877	Merigomish, N.S.	56	1	18	1	7	4	43	Uriah Matthew, Souris, P.E.I.
96,769	Mary Lambert	Port Hawkesbury	Sehr—Glt	1889 1899	Cheticamp, N.S.	38	0	12	4	5	4	11	C. Chiasson, Cheticamp, N.S.
92,420	Mary Louise	Chatham, N.B.	Sehr—Glt	1889	Pokemouche, N.B.	35	4	13	2	5	2	13	D. Leggie, Church Point, N.B.
100,781	Mary Louisa	Chatham, N.B.	Sehr—Glt	1889	Caraquet, N.B.	36	7	12	3	4	5	11	W. S. Leggie Co., Ltd., Chatham, N.B.
116,881	Mary M.	Arichat	Sehr—Glt	1904	L'Ardoise, N.S.	44	5	15	0	6	0	21	David Martel, M.O., L'Ardoise, N.S.
117,053	Mary M. Bell	Canso	Sehr—Glt	1906	Port Felix, N.S.	30	0	12	0	5	6	10	John Belfontaine, Port Felix, N.S.
122,242	Mary M. Lord	St. Andrews	Sehr—Glt	1903	Lubec, Me., U.S.A.	50	6	16	2	7	1	21	Harley E. Ingersoll, Grand Manan N.B.
111,437	Mary M. Ronkey	Quebec	Sehr—Glt	1902	Smith's Cove, N.S.	70	5	21	0	9	0	77	Alfred Mercier, Berthier, Que.
83,086	Mary Margaret	Port Hawkesbury	Sehr—Glt	1876	South River, P.E.I.	37	1	14	0	6	1	17	J. Chiasson, Murray Harbour, P.E.I.
111,475	Mary Matilda	Arichat	Sehr—Glt	1901	St. Peter's, N.S.	37	5	13	9	6	6	15	Fred Polnie, Larry's River, N.S.
83,431	Mary May	Shelburne	Sehr—Glt	1886	Gilberts Cove, N.S.	44	0	15	6	5	8	20	A. J. Firth, Shelburne, N.S.
116,478	Mary O.	Chatham, N.B.	Sehr—Glt	1901	P.E. Missonette, N.B.	34	0	11	4	4	6	11	Joseph O. Cormier, Point Missonette, N.B.
88,583	Mary Octell	Yarmouth	Sehr—Glt	1884	Argyle, N.S.	40	5	13	5	5	0	14	T. Torrie, Meteghan, N.S.
100,957	Mary R.	Chatham, N.B.	Sehr—Glt	1893	Caraquet, N.B.	38	1	13	1	5	0	12	W. S. Leggie Co., Ltd., Chatham, N.B.
116,475	Mary Rose	Chatham, N.B.	Sehr—Glt	1904	Caraquet, N.B.	42	1	13	0	5	3	17	Robin, Jones & Whitman, Ltd., Halifax, N.S.
112,379	Mary S.	Arichat	Sehr—Glt	1903	L'Ardoise, N.S.	41	3	13	1	5	8	18	F. Stimpson, et al., J.O., L'Ardoise, N.S.
77,780	Mary S. Gordon	Georgetown	Sehr—Glt	1882	Kinardine, Ont.	56	0	17	0	4	9	28	John D. Corstau, Owen Sound, Ont.
112,161	Mary Star	Chatham, N.B.	Sehr—Glt	1903	Caraquet, N.B.	39	0	13	9	5	6	15	Hyacinthe Le Bouthellier, Caraquez, N.B.
112,150	Mary Star of the Sea	Chatham, N.B.	Sehr—Glt	1902	Caraquet, N.B.	38	8	13	9	5	6	15	L. Friolet, Caraquez, N.B.
111,844	Mary Star of the Sea	Chatham, N.B.	Sehr—Glt	1900	Caraquet, N.B.	59	6	12	9	5	4	14	Robin, Jones & Whitman, Ltd., Halifax, N.S.
116,477	Mary Star of the Sea	Chatham, N.B.	Sehr—Glt	1904	Caraquet, N.B.	41	0	14	4	5	7	20	Ferdinand Savoy, Shippigan, N.B.
83,457	Mary Taylor	Victoria	Sehr—Glt	1875	Utsalady, U.S.A.	67	0	20	3	8	0	43	Batson Fisheries Ltd., Vancouver, B.C.

ALPHABETICAL LIST of Canadian Registered Sailing Vessels on Registry Books, &c.—Continued.

LISTE ALPHABÉTIQUE des navires à voiles canadiens inscrits sur les registres, etc.—Suite.

Official Number. Numéro officiel.	Name of Ship. Nom du navire.	Port of Registry. Port d'enregistrement.	Rig. Gréement.	Built—Construct en	Where Built. Lieu de construction.	Length in feet and 10ths. Longueur en pieds et 10es.	Breadth in feet and 10ths. Largeur en pieds et 10es.	Depth in feet and 10ths. Profondeur en pieds et 10es.	Registered Tonnage. Tonnage enregistré.	Owner or Managing Owner, and Address. Armateur ou propriétaire gérant, et adresse.
126,295	Mary W. Catherine	Canso	Schr—Glt	1910	Port Felix, N.S.	36 6	11 0	5 9	13	William Padrine, M.O., Port Felix, N.S.
88,447	Mary W. J.	Halifax	Schr—Glt	1884	Mosher's River, N.S.	65 8	21 2	7 9	69	David McLeod, Charlottetown, P.E.I.
121,859	Mary W. S.	Lunenburg	Schr—Glt	1906	La Have, N.S.	74 3	22 5	8 8	74	Sannel Harris, Grand Bank, Nfld.
107,912	Mary & Hilda	St. Andrews	Sloop	1896	Quaco, N.B.	30 0	14 6	5 0	17	Mrs. Nancy J. Guphill, Grand Manan, N.B.
130,941	Mary & Mildred	Lunenburg	Schr—Glt	1912	La Have, N.S.	106 8	26 3	10 4	100	Freeman Conrad, M.O., LaHave, N.S.
*72,675	Mascot	Victoria	Schr—Glt	1875	Seattle, Wash., U.S.A.	68 7	19 2	4 6	40	Victoria Sealing Co., Ltd., Victoria, B.C.
130,822	Matanzas	Lunenburg	Schr—Glt	1912	Lunenburg, N.S.	106 8	26 0	10 6	96	Naaman Wentzel, et al., Rose Bay, N.S.
130,736	Matapedia	Lunenburg	Schr—Glt	1911	Shelburne, N.S.	103 0	26 4	10 6	98	Joshua Backman, M.O., Riverport, N.S.
126,183	Mathalia	Shelburne	Sloop	1900	Clarke's Harbour, N.S.	31 0	11 6	6 4	11	Walter Watts and Elijah Holmes, Sand Point, N.S.
	Matilda	Montreal	Barge—Chd	1873	Yamaska, Que.	104 0	22 0	7 6	139	J. Courteau, Nicolet, Que.
121,879	Matilda	Yarmouth	Sloop	1905	Shelburne, N.S.	32 0	11 0	5 0	10	Leslie Johnston, M.O., Port La-Tour, N.S.
131,064	Mattapex	Lunenburg	Schr—Glt	1912	Tancock, N.S.	42 0	10 3	5 3	12	Charles Scott, Indian Harbour, N.S.
121,854	Mattawa	Lunenburg	Schr—Glt	1906	Lunenburg, N.S.	92 0	24 6	9 8	96	Scott Corkum, M.O., Lunenburg, N.S.
117,043	Mattie and Charlie	Barrington	Sloop	1903	Clarke's Harbour, N.S.	30 0	11 5	5 4	10	F. Nickerson, M.O., Clarke's Harbour, N.S.

* Formerly "Juanita."

SESSIONAL PAPER No. 21b

103,462	Maud	Arichat	Sehr—Glt	1902	Guyaboro, N.S.	43 0	17 0	5 6	20	Henry Duong, Arichat, N.S.
71,036	Maud	St. John, N.B.	Sehr—Glt	(1876 Yarmouth, N.S. 1900 St. John, N.B.)		52 0	16 5	6 2	31	Chas. S. Smith, St. Martin's, N.B.
90,269	Maud Carter	Halifax	Sehr—Glt	1885	Humber Sound, Nfld	74 9	21 9	9 0	92	John Weatherbie, M. O., Louisburg, N.S.
94,679	Maud Gilliam	Halifax	Sehr—Glt	1889	Shelburne, N.S.	75 0	22 0	8 6	79	Michael Gilliam, Channol, Nfld.
107,999	Maud S	Canso	Sehr—Glt	1901	Canso, N.S.	36 6	11 0	6 9	12	John W. Sproule, Canso, N.S.
77,982	Maud S	Port Rowan	Sehr—Glt	1880	Georgian Bay, Ont.	52 0	15 0	6 5	21	R. Crooker, Port Rowan, Ont.
94,749	Maud S	St. John, N.B.	Sehr—Glt	1888	Macquait Lake, N.B.	65 5	20 5	5 4	63	Isaac H. Carle, Ganning, N.B.
100,376	Maud S	Sydney, N.S.	Sehr—Glt	1892	Cow Bay, N.S.	36 6	12 4	6 3	13	G. P. Leslie, Spry Bay, N.S.
85,518	Maud S	Toronto	Sehr—Glt	1884	Port Credit, Ont.	52 3	16 4	3 6	25	Robert Osborne, Bromie, Ont.
* 74,368	Maud Weston	Richibucto	Sehr—Glt	1887	Sable River, N.S.	57 0	19 8	7 3	49	William Weston, et al, Richibucto, N.B.
92,004	Mandie	Digby	Sehr—Glt	1889	Louisburg, N.S.	46 3	15 5	6 4	26	Freeman A. Beardsley, Port Lorne, N.S.
107,477	Maudie Ellen	Digby	Sloop	1900	Parker's Cove, N.S.	29 5	12 8	5 5	14	Clarence Eisnor, Digby, N.S.
111,502	Mavis	St. John, N.B.	Sloop	1900	St. John, N.B.	53 4	14 6	8 1	29	Wm. H. Street, Campo Belle, N.B.
103,088	Max	Chatham, N.B.	Sehr—Glt	1893	Caruquet, N.B.	31 4	13 4	4 8	10	M. Cormier, Caruquet, N.B.
122,300	Max C.	Lunenburg	Sehr—Glt	1907	Poite Riviere, N.S.	61 8	18 8	7 2	46	Harris Croft, M.O., West Dublin, N.S.
100,227	May	Halifax	Sehr—Glt	1893	Sambro, N.S.	37 8	11 4	5 0	10	James Howard, Torence Bay, N.S.
92,581	May B.	Gaspé	Sehr—Glt	1888	P. E. Island	39 8	12 3	4 9	14	Robert J. Vincent, Montrose, P.E.I.
94,733	May English	Richibucto	Sehr—Glt	1890	Rexton, N.B.	38 0	13 0	5 4	16	Daniel English, Rexton, N.B.
96,840	May Flower	Charlottetown	Sehr—Glt	1890	Summerside, P.E.I.	61 5	21 6	8 0	60	George Wightman, Montague, P.E.I.
107,777	May Flower	Chatham, N.B.	Sehr—Glt	1900	Shippigan, N.B.	39 0	12 8	4 8	11	Octavo Banoit, Shippigan, N.B.
69,125	May Flower	Halifax	Sehr—Glt	1875	Harbour au Bouché, N.S.	41 0	11 0	6 8	20	Hyacinthe Chiasson, Cheticamp, N.S.
100,614	May Flower	Shelburne	Sehr—Glt	1891	Jordan River, N.S.	32 0	12 4	5 4	11	J. E. Lloyd, Brighton, N.S.
75,762	May Queen	Liverpool	Sehr—Glt	1877	Liverpool, N.S.	41 2	14 3	5 5	17	Wm. Peterson, Liverpool, N.S.
111,896	May Queen	Weymouth	Sloop	1905	Church Point, N.S.	36 4	13 0	5 4	15	M.C. Thibodeau, M.O., Church Point, N.S.

* Formerly "Maggie Reach."

ALPHABETICAL List of Canadian Registered Sailing Vessels on Registry Books, &c.—Continued.

LISTE ALPHABÉTIQUE des navires à voiles canadiens inscrits sur les registres, etc.—Suite.

Official Number. Numéro officiel.	Name of Ship. Nom du navire.	Port of Registry. Port d'enregistrement.	Rig. Gréement.	Build.—Constructé en	Where Built. Lieu de construction.	Length in feet and 10ths. Longueur en pieds et 10 ^{es} .	Breadth in feet and 10ths. Largeur en pieds et 10 ^{es} .	Depth in feet and 10ths. Profondeur en pieds et 10 ^{es} .	Registered tonnage. Tonnage enregistré.	Owner or Managing Owner, and Address. Armateur ou propriétaire gérant, et adresse.
126,786	Mayers No. 1.....	New Westminster..	Barge—Chd.....	1910	New Westminster, B.C.	86 2	28 0	7 2	133	Joseph Mayers, New Westminster, B.C.
107,757	Mayflower.....	Charlottetown.....	Schr—Glt.....	1901	Cascumpac, P.E.I.....	45 1	13 4	6 2	18	Jas. R. Lumsden, Canso, N.S.
116,307	Mayflower.....	Charlottetown.....	Schr—Glt.....	1901	West Point, P.E.I.....	39 4	12 8	4 5	13	John McLeod, Tiddish, N.S.
111,462	Mayflower.....	Chatham, N.B.....	Schr—Glt.....	1900	Miscou Harbour, N.B....	33 0	11 6	5 0	10	B. J. Williston, Bay du Vin, N.B.
103,768	Mayflower.....	Chatham, N.B.....	Schr—Glt.....	1896	Carquet, N.B.....	34 3	12 6	5 0	13	Robin Jones & Whitman, Ltd., Hal- fax, N.S.
103,184	Mayflower.....	Digby.....	Schr—Glt.....	1895	Shelburne, N.S.....	46 0	15 5	6 5	26	M. P. Parnsworth, et al., Hampton, N.S.
88,431	Mayflower.....	Halifax.....	Schr—Glt.....	1884	Chezecook, N.S.....	39 6	14 8	7 0	21	John Donovan, Ingonish, N.S.
92,576	Mayflower.....	Halifax.....	Schr—Glt.....	1884	Sambro, N.S.....	37 5	12 6	5 0	13	James Young, Sambro, N.S.
64,864	Mayflower.....	Halifax.....	Schr—Glt.....	1871	Barrington, N.S.....	35 9	12 8	5 2	14	S. M. Malone, Barrington, N.S.
116,553	Mayflower.....	Matland.....	Schr—Glt.....	1906	Lower Selmah, N.S.....	93 5	27 8	9 0	132	Wm. Anthony, et al., Lower Selmah, N.S.
103,177	Mayflower.....	Shelburne.....	Schr—Glt.....	1891	Little Harbour, N.S....	32 3	11 6	5 6	12	A. B. Hamilton, Carleton Village, N.S.
103,057	Mayflower.....	Yarmouth.....	Schr—Glt.....	1894	Shelburne, N.S.....	34 0	12 4	6 1	12	L. O. Blades, Pubnico, N.S.
103,645	Mayfly.....	Halifax.....	Sloop.....	1896	Dartmouth, N.S.....	23 5	6 4	3 6	3	Dr. A. W. Cogswell, Halifax, N.S.
126,588	Mayola.....	Lunenburg.....	Schr—Glt.....	1910	Bridgewater, N.S.....	101 4	26 8	10 5	119	Elisha C. Wentzel, M.O., Riverport, N.S.

SESSIONAL PAPER No. 21b

107,883	Mazar.....	Montreal.....	Sloop.....	1899	Sorel, Que.....	98 4	23 0	6 6	107	Canada Quarry & Transportation Co., Ltd., Montreal, Que.
83,315	Mazurka.....	Port Medway.....	Schr—Glt.....	1888	Vogler's Cove, N.S.....	76 4	23 5	9 2	83	Edward B. Richardson, Halifax, N.S.
103,189	Meda.....	Montreal.....	Schr—Glt.....	1890	Shelburne, N.S.....	58 0	16 7	7 1	27	Charles W. Trenholme, Montreal, Que.
92,777	Meda.....	New Westminster.....	Sloop.....	1888	Burrard Inlet, B.C.....	31 5	11 4	4 9	10	O. Thomas, M.O., Victoria, B.C.
121,861	Medina A.....	Lunenburg.....	Schr—Glt.....	1906	Lunenburg, N.S.....	74 2	22 4	8 7	74	Amiel Corkum, M.O., LaHave, N.S.
69,593	Medora.....	Quebec.....	Barge—Chd.....	1873	St. Emile, Que.....	98 0	23 5	8 2	124	Danase Beaudette, Ste. Enelle, Que.
77,563	Medway.....	Montreal.....	Sloop.....	1875	Sorel, Que.....	89 9	22 6	6 4	90	M. Mongeau, Sorel, Que.
37,428	Medway Belle.....	Halifax.....	Schr—Glt.....	1854	Broad Cove, N.S.....	64 0	19 8	7 7	50	Wm. Henderson, Murray Harbour, P.E.I.
107,627	Mein.....	New Westminster.....	Barge—Chd.....	1898	Vancouver, B.C.....	50 0	14 6	4 0	23	Anglo-British Columbia Packing Co., Ltd., Vancouver, B.C.
74,530	Melanope.....	Vancouver.....	Barge—Chd.....	1876	Liverpool, G.B.....	258 2	40 2	23 8	1561	Canadian Pacific Ry. Co., Montreal, Que.
85,773	Melinda.....	Montreal.....	Sloop.....	1883	Pierreville, Que.....	91 0	22 1	6 7	102	Alfred Boucher, Sorel, Que.
100,574	Melrose.....	Barrington.....	Schr—Glt.....	1893	LaHave, N.S.....	63 2	21 9	9 0	71	Wm. J. and John McDonald, Gaba-rose, N.S.
103,536	Melrose.....	Montreal.....	Schr—Glt.....	1895	Kingston, Ont.....	183 6	35 8	14 0	740	Montreal Transportation Co., Ltd., Montreal, Que.
85,389	Mentor.....	Halifax.....	Sloop.....	1881	Georgetown, P.E.I.....	21 3	6 5	3 4	2	O. Stredinger, Halifax, N.S.
100,897	Mercedese.....	Weymouth.....	Schr—Glt.....	1896	Belliveau's Cove, N.S.....	95 5	27 2	9 7	149	Herbert Hicks, Clementsport, N.S.
59,474	Merit.....	Halifax.....	Schr—Glt.....	1871	LaHave, N.S.....	57 0	18 7	7 2	41	C. Garnier, St. George's Bay, Nfld.
80,666	Merlu.....	Montreal.....	Barge—Chd.....	1881	Montreal, Que.....	106 2	22 3	6 8	146	Dickson Anderson, Montreal, Que.
100,779	Mermaid.....	Chatham, N.B.....	Schr—Glt.....	1891	Carquet, N.B.....	34 7	13 1	4 5	11	W. S. Laggie Co., Ltd., Chatham, N.B.
111,463	Mermaid.....	Chatham, N.B.....	Schr—Glt.....	1900	Petit Rocher, N.B.....	35 8	12 3	4 5	12	Sydney DesBrisay, Petit Rocher, N.B.
111,797	Mermaid.....	Port Hawkesbury.....	Schr—Glt.....	1907	Cheticamp, N.S.....	35 6	11 4	6 4	13	Thomas Harris, Cheticamp, N.S.
97,012	Mermaid.....	St. Catharines.....	Scow—Chd.....	1885	Chippewa, Ont.....	36 0	7 5	5 1	9	Robt. Sutor, Cayuga, Ont.
100,146	Mermaid.....	Victoria.....	Schr—Glt.....	1853	Unknown.....	93 7	20 3	10 0	73	The Minister of Marine and Fisheries, Ottawa, Ont.
112,161	Merry Christmas.....	Chatham, N.B.....	Schr—Glt.....	1903	Little Lemeque, N.B.....	38 0	13 5	5 0	13	Celestin Jean, Little Lemeque, N.B.
85,796	Merry May.....	Charlottetown.....	Schr—Glt.....	1884	Mount Stewart, P.E.I.....	67 7	21 8	7 2	64	Donald McRae, Charlottetown, P.E.I.
*103,671	Merrythought.....	Toronto.....	Sloop.....	1895	Oakville, Ont.....	56 0	12 2	9 0	39	E. G. Staunton, Toronto, Ont.

* Formerly "Winneta."

ALPHABETICAL LIST of Canadian Registered Sailing Vessels on Registry Books, &c.—Continued.

LISTE ALPHABÉTIQUE des navires à voiles canadiens inscrits sur les registres, etc.—Suite.

Official Number. Numéro officiel.	Name of Ship. Nom du navire.	Port of Registry. Port d'enregistrement.	Rig. Gréement.	Built— Construit en	Where Built. Lieu de construction.	Length in feet and 10ths. Longueur en pieds et 10 ^{es} .	Breadth in feet and 10ths. Largeur en pieds et 10 ^{es} .	Depth in feet and 10ths. Profondeur en pieds et 10 ^{es} .	Registered tonnage. Tonnage enregistré.	Owner or Managing Owner, and Address. Armateur ou propriétaire géant, et adresse.
92,347	Mersey.....	Quebec.....	Barge—Chd.....	1888	Point Lévis, Que	100 0	23 4	5 8	96	John Burstall, Quebec, Que.
38,417	Messenger.....	Arichat.....	Schr—Glt.....	1861	Cheticamp, N.S.....	56 8	15 8	6 3	30	Cyprien Burke, River Bourgeois, N.S.
111,553	Messenger.....	St. Andrews.....	Sloop.....	1899	Grand Manan, N.B.....	29 8	12 8	5 1	12	Turner Ingersoll, Grand Manan, N.B.
64,949	Meteor.....	Quebec.....	Barge—Chd.....	1871	Ste. Emélie, Que.....	97 2	22 0	7 2	105	Z. Gosselin, St. Antoine de Tilly, Que.
107,802	Meteor.....	St. John, N.B.....	Sloop.....	1897	Deer Island, N.B.	40 8	12 8	6 0	13	Sylvester R. Watt, North Head, Grand Manan, N.B.
113,022	Miantonomah.....	Charlottetown.....	Schr—Glt.....	1872	Newburyport, U.S.A.....	80 0	23 1	8 0	72	Edward J. Dicks, Georgetown, P.E.I
130,821	Mianus.....	Lunenburg.....	Schr—Glt.....	1912	Tancook, N.S.....	45 2	10 8	6 0	15	Leander Hubley, Indian Harbour, N.S.
57,728	Mic Mac.....	Halifax.....	Schr—Glt.....	1868	LaHave, N.S.....	47 1	17 4	6 9	34	G. R. Davis, Bay of Islands, Nfld.
130,938	Michael J. Haney.....	Montreal.....	Scow—Chd.....	1912	Montreal, Que.....	110 1	28 2	8 7	213	Michael J. Haney, et al., J.O., To- rento, Ont.
64,948	Michigan.....	Quebec.....	Barge—Chd.....	1871	Quebec, Que.....	122 3	24 5	9 2	206	Dickson Anderson, Montreal, Que.
100,360	Mikado.....	Chatham, N.B.....	Schr—Glt.....	1892	Carsquet, N.B.....	35 4	12 5	5 0	13	Robin, Jones & Whitman, Ltd., Hali- fax, N.S.
122,314	Mildred.....	Sydney, N.S.....	Schr—Glt.....	1907	Lunenburg, N.S.....	107 0	27 0	10 8	166	William C. Job, et al., St. John's, Nfld.
130,659	Mildred Elaine.....	Chatham, N.B.....	Schr—Glt.....	1912	Lameque, N.B.....	41 0	13 8	6 3	20	George D. LeRiche, Lameque, N.B.
121,966	Mildred G. Myers.....	Lunenburg.....	Schr—Glt.....	1906	Lunenburg, N.S.....	66 3	20 0	7 6	55	Freeman Myers, Cole Harbour, N.S.

SESSIONAL PAPER No. 21b

Name	Registration No.	Home Port	Type	Tonnage	Length	Beam	Depth	Speed	Remarks
111,831 Mildred K.	1901	Granville, N.S.	Schr—Glt.	45 5	16 9	6 5	33	Edward Keaus, <i>et al.</i> , Granville, N.S.	
472,976 Mildred M.		U.S.A.	Schr—Glt.	63 8	19 5	7 0	52	Maurice D. Peters, <i>et al.</i> , Westport, N.S.	
111,523 Mildred P.	1895	Port Maitland, N.S.	Schr—Glt.	32 3	11 5	6 0	11	Hugh McManus, Yarmouth, N.S.	
90,823 Miletus.	1888	Port Medway, N.S.	Schr—Glt.	75 0	24 0	9 0	96	Abel E. Dean, Sydney, N.S.	
122,117 Millie.	1907	Ingonish, N.S.	Schr—Glt.	37 7	13 0	6 2	13	John F. Carey, Ingonish, N.S.	
121,865 Millie Louise.	1906	Mahone Bay, N.S.	Schr—Glt.	85 6	24 0	9 0	80	Abraham Ernst, M.O., Mahone Bay, N.S.	
100,153 Milo.	1891	Lunenburg, N.S.	Schr—Glt.	81 1	24 4	9 3	99	Thomas Ganton, Arichat, N.S.	
116,736 Milo.	1901	Beckerton, N.S.	Schr—Glt.	46 4	15 0	8 0	23	W. A. Henry, Halifax, N.S.	
122,585 Mina German.	1909	Meteghan, N.S.	Schr—Glt.	93 6	27 6	9 6	148	Thomas German, Meteghan, N.S.	
4126,883 Mina May.		U.S.A.	Sloop.	27 4	11 0	4 5	7	Daniel Ross, Vancouver, B.C.	
126,355 Minton No. 1.	1899	Laclune, Que.	Scow—Chd.	100 8	26 7	7 5	177	Bishop Construction Co., Ltd., Montreal, Que.	
126,356 Minton No. 2.	1899	Laclune, Que.	Scow—Chd.	100 2	26 7	7 5	180	Bishop Construction Co., Ltd., Montreal, Que.	
83,119 Minnehaha.	1881	Dartmouth, N.S.	Sloop.	25 0	10 2	4 3	7	Capt. Geo. J. Playfair, R.A., Halifax, N.S.	
100,224 Minnie.		Howe Harbour, N.S.	Schr—Glt.	85 6	24 2	10 6	96	William Trenholm, St. Peters, N.S.	
77,628 Minnie.		Howe Island, Ont.	Sloop.	40 0	11 9	4 9	17	R. J. Wilson, Gamaoquo, Ont.	
Minnie.	1873	Brewer's Mills, Ont.	Barge—Chd.	95 5	20 3	5 8	109	John Eligh and Peter Eligh, J.O., Brewer's Landing, Ont.	
72,067 Minnie.	1881	River Bourgeois, N.S.	Schr—Glt.	49 5	17 0	6 3	26	J. Pelham, Jeanv'n's Harbour, N.S.	
83,144 Minnie.	1880	Port Dalhousie, Ont.	Schr—Glt.	38 0	9 8	4 9	8	Joseph Adamson, Toronto, Ont.	
111,907 Minnie A.	1902	River Bourgeois, N.S.	Schr—Glt.	66 0	18 4	7 4	46	A. J. and S. F. Burke, River Bourgeois, N.S.	
75,576 Minnie A.	(1877 & 1904)	La Have, N.S.	Schr—Glt.	61 8	20 0	7 7	46	Wm. Reid, Wallace, N.S.	
107,375 Minnie B.	1900	Ingonish, N.S.	Schr—Glt.	38 7	11 6	5 1	10	James H. Brewer, Ingonish, N.S.	
96,935 Minnie Bell.	1890	Wood Island, P.E.I.	Schr—Glt.	49 5	17 1	6 0	33	David M. Jackson, Triduish, N.S.	
90,722 Minnie Bell.	1886	Musquodoboit Harbour, N.S.	Schr—Glt.	31 5	12 6	4 8	11	John Kent, Musquodoboit Harbour, N.S.	
75,460 Minnie Bride.	1888	Barachois, Gaspé, Que.	Schr—Glt.	74 5	22 0	9 7	93	Cleophas Pelletier, Matane, Que.	
85,533 Minnie C.	1883	Maitland, N.S.	Schr—Glt.	39 0	12 1	5 0	12	Stephen Haynes, Digby, N.S.	

* Formerly "Mary A. Taylor." † Foreign name "Philonene D."

ALPHABETICAL LIST of Canadian Registered Sailing Vessels on Registry Books, &c.—Continued.

LISTE ALPHABÉTIQUE des navires à voiles canadiens inscrits sur les registres, etc.—Suite.

Official Number. Numéro officiel.	Name of Ship. Nom du navire.	Port of Registry. Port d'enregistrement.	Rig. Gréement.	Built—Construit en	Where Built. Lieu de construction.	Length in feet and 10ths. Longueur en pieds et 10es.	Breadth in feet and 10ths. Largeur en pieds et 10es.	Depth in feet and 10ths. Profondeur en pieds et 10es.	Registered Tonnage. Tonnage enregistré.	Owner or Managing Owner, and Address. Armateur ou propriétaire gérant, et adresse.
90,682	Minnie D.	Shelburne	Schr—Glt	1886	Shelburne, N.S.	73 0	21 7	8 8	76	Angus McLeod, Halifax, N.S.
103,606	Minnie D.	Sydney, N.S.	Schr—Glt	1896	Ingonish, N.S.	33 7	12 1	5 1	9	J. Daphne, Ingonish, N.S.
130,421	Minnie Davis.	St. Andrews	Schr—Glt	1876	Bristol, Me., U.S.A.	28 2	16 4	6 2	23	Simon Brown, Campo Bello, N.B.
94,792	Minnie E. Moody.	Richibucto.	Schr—Glt	1888	Richibucto, N.B.	83 3	24 7	8 9	99	Aime A. Terrio, et al., Arichat, N.S.
107,438	Minnie F.	St. Andrews	Sloop.	1895	Grand Manan, N.B.	29 0	11 5	5 0	11	Chester Frankland, Grand Manan, N.B.
88,577	Minnie Francis.	Kingston	Barge—Chd	1885	Kingston, Ont.	101 0	22 8	5 0	89	G. B. Magee, Merrickville, Ont.
107,434	Minnie G.	St. Andrews	Sloop	1886	West Isles, N.B.	30 6	12 2	5 6	13	Owen Green, Grand Manan, N.B.
103,023	Minnie H	Parrsboro'	Schr—Glt	1894	Canada Creek, N.S.	37 1	12 7	5 5	12	J. A. Bowser, Sackville, N.E.
116,918	Minnie Harris	Liverpool	Schr—Glt	1906	Liverpool, N.S.	86 0	25 0	9 6	91	Samuel Harris, Grand Bank, Nfld.
88,466	Minnie J	Arichat.	Schr—Glt	1893	Sonora, N.S.	30 3	11 2	4 7	10	P. Munro, White Head, N.S.
112,022	Minnie J	Canso	Schr—Glt	1903	Tancook, N.S.	40 0	12 4	6 9	14	James W. Feltmate, Whitehaven, N.S.
111,904	Minnie L.	Arichat.	Schr—Glt	1901	Cape George, N.S.	39 2	11 3	5 9	15	Elias Bois, Petite de Grat, N.S.
122,234	Minnie Laura.	Barrington	Sloop	1907	Clarke's Harbour, N.S.	36 0	10 8	6 3	11	Cornelius Maxwell, Clarks Harbour, N.S.
107,751	Minnie Laura	Charlottetown.	Schr—Glt	1900	Murray Harbour, P.E.I.	50 0	15 9	6 6	31	Reuben W. Penney, Murray Harbour South, P.E.I.
77,631	Minnie Lieuedin.	Kingston	Barge—Chd	1878	Seely's Bay, Ont.	94 0	17 7	4 8	64	C. F. Gildersteve, Kingston, Ont.

SESSIONAL PAPER No. 21b

83,104	Minnie Long	Richibucto	Schr—Glt	1887	Richibucto, N.B.	43	1	14	3	5	8	20	Arthur Campbell, South Gut, St. Anns, N.S.
100,249	Minnie M.	Halifax	Schr—Glt	1894	Ship Harbour, N.S.	34	8	12	0	5	2	10	J. P. Martin, Ship Harbour, N.S.
85,400	Minnie M.	Magdalen Islands	Schr—Glt	1901	Old Harry, Que.	39	5	11	5	6	3	13	John J. Bushey, Grand Entry, M.I., Que.
122,112	Minnie M.	Sydney, N.S.	Schr—Glt	1906	Little Bras D'or, N.S.	32	8	10	9	4	1	7	Arthur Buchanan, St. Anns, N.S.
1079,52	Minnie M. Cook	Lunenburg	Schr—Glt	1899	La Have, N.S.	87	0	24	0	9	3	84	Nathaniel Butt, Bay St. George, Nfld.
116,739	Minnie M. Dora	Halifax	Schr—Glt	1904	Spry Bay, N.S.	36	4	11	8	6	4	14	John Beaver, Spry Bay, N.S.
126,107	Minnie M. Moshet	Lunenburg	Schr—Glt	1908	Mahone Bay, N.S.	90	8	23	4	9	8	73	Joshua M. Backman, Riverport, N.S.
83,302	Minnie Mac	Charlottetown	Schr—Glt	1882	Port Medway, N.S.	71	0	22	1	8	6	76	Horace Hyde, Murray Harbour, P.E.I.
90,206	Minnie Mack	Charlottetown	Schr—Glt	1884	Bay St. George, Nfld.	38	2	12	5	5	7	15	John McKlogan, Bay View, Pictou, N.S.
97,052	Minnie Maud	Gaspé	Schr—Glt	1891	Liverpool, N.S.	81	0	23	7	8	6	85	Joseph E. Bernier, Louzon, Que.
85,399	Minnie May	Magdalen Islands	Schr—Glt	1897	Spry Bay, N.S.	35	2	12	5	5	6	10	Charles Cormier, Amherst, Magdalen Islands, Que.
100,446	Minnie May	Canso	Schr—Glt	1896	Sonora, N.S.	33	7	12	4	5	2	12	Wm. L. Dart, Sandy Cove, N.S.
116,536	Minnie May	Lunenburg	Schr—Glt	1905	Lunenburg, N.S.	49	3	16	1	7	2	29	Howard Boutilier, et al., French Village, N.S.
*61,578	Minnie T.	Sackville	Schr—Glt	{ 1875 1905	{ Lemco Head, N.S. Port Elgin, N.B.	90	8	24	3	8	8	89	C. Trenholm, Port Elgin, N.B.
107,702	Minniehaha	Toronto	House-boat	1898	Penetanguishene, Ont.	42	0	23	0	3	0	133	David Davidson, Penetanguishene, Ont.
122,231	Minola	Barrington	Sloop	1905	Clarke's Harbour, N.S.	32	0	11	4	5	8	13	Job E. Nickerson and Thomas Penney, Clarke's Harbour, N.S.
111,574	Minota	Toronto	Sloop	1899	Oakville, Ont.	40	0	9	0	5	3	13	G. H. Aitkin, Chicago, Ill., U.S.A.
100,450	Minto	Canso	Schr—Glt	1899	Canso, N.S.	42	2	13	7	6	9	18	E. C. Whitman, Canso, N.S.
107,791	Minto	St. John, N.B.	Schr—Glt	1899	Westville, N.B.	63	0	20	0	5	0	49	W. J. McNamara, et al., Round Hill, N.B.
121,905	Mira L. Smith	Barrington	Sloop	1906	Clarke's Harbour, N.S.	33	0	12	1	6	2	14	E. P. Crowell, et al., Port La Tour, N.S.
126,351	Miramichi No. 1	Montreal	Scow—Chd	1902	Baie Verte, N.B.	80	0	26	0	7	5	156	Dominion Barging Co., Ltd., Lachine, Que.
126,352	Miramichi No. 2	Montreal	Scow—Chd	1902	Baie Verte, N.B.	80	0	26	0	7	5	156	Bishop Construction Co., Ltd., Montreal, Que.
126,353	Miramichi No. 3	Montreal	Scow—Chd	1902	Baie Verte, N.B.	84	2	26	7	3	0	130	Bishop Construction Co., Ltd., Montreal, Que.
126,354	Miramichi No. 4	Montreal	Scow—Chd	1902	Baie Verte, N.B.	84	2	26	8	7	5	130	Dominion Barging Co., Ltd., Lachine, Que.
100,873	Miranda B	St. John, N.B.	Schr—Glt	1893	Long Reach, N.B.	73	5	27	0	6	3	79	J. E. Moore, St. John, N.B.

* Formerly "L. P. Churchill."

ALPHABETICAL LIST of Canadian Registered Sailing Vessels on Registry Books, &c.—Continued.

LISTE ALPHABÉTIQUE des navires à voiles canadiens inscrits sur les registres, etc.—Suite.

Official Number. Numéro officiel.	Name of Ship. Nom du navire.	Port of Registry. Port d'enregistrement.	Rig. Gréement.	Built—Constructé en	Where Built. Lieu de construction.	Length in feet and 10ths. Longueur en pieds et 10 ^{es} .	Breadth in feet and 10ths. Largeur en pieds et 10 ^{es} .	Depth in feet and 10ths. Profondeur en pieds et 10 ^{es} .	Registered Tonnage. Tonnage enregistré.	Owner or Managing Owner, and Address. Armateur ou propriétaire gérant, et adresse.
111,700	Miriam F.	Liverpool	Schr—Glt	1902	Port Mouton, N.S.	36 4	11 6	5 7	11	Smith C. Craig, Sable River, N.S.
*69,376	Miriam G.	Sydney, N.S.	Bgtn—Bkgtl.	1874	Parish St. Peter, Que.	102 2	22 5	11 9	154	Mrs Miriam S. Cruickshank, Sydney, N.S.
126,439	Miss Swift.	Vancouver.	Scow—Chd	1909	Vancouver, B.C.	34 0	19 9	2 5	68	Benjamin G. Duggan, Vancouver, B.C.
88,402	Mizpah.	Digby	Schr—Glt	1884	Freeport, N.S.	57 9	19 8	7 4	53	Jos. E. Gaskill, Grand Manan, N.B.
103,326	Mizpah.	Port Hawkesbury.	Schr—Glt	1899	Cheticamp, N.S.	35 8	10 7	5 0	10	George LeBrun, Cheticamp, N.S.
126,162	Mogul.	Montreal.	Dredge Dragne (.....	1906	Cornwall, Ont.	82 6	32 5	6 5	168	Lyon Cohen, Montreal, Que.
85,470	Moise.	Quebec.	Barge—Chd (.....	1883	Yamaska, Que.	103 4	22 6	7 3	121	Moise Robidoux, Yamaska, Que.
116,856	Mollie	Shelburne	Schr—Glt	1905	Shelburne, N.S.	82 0	21 8	8 3	85	J. T. Thomson, Halifax, N.S.
130,427	Mollie G. Gaskill.	St. Andrews, N.B.	Schr—Glt.	1911	Campo Bello, N.B.	52 4	16 1	6 6	29	Joseph E. Gaskill, Grand Manan, N.B.
103,599	Mollie Myer	Charlottetown	Schr—Glt	1897	Souris, P.E.I.	34 0	12 0	5 4	9	Société Fonchère, Étang du Nord, Magdalen Island, Que.
100,175	Molly Bawn	Montreal.	Sloop	1891	Boston, Mass., U.S.A.	26 2	9 0	4 6	4	Walter Kavanagh, Montreal, Que.
116,674	Mona	St. Andrews	Schr—Glt	1893	West Isles, N.B.	36 0	13 4	6 4	18	Edwin H. Richardson, West Isles, N.B.
116,851	Mona	Shelburne	Schr—Glt	1904	Shelburne, N.S.	79 0	22 0	8 2	87	James T. Thomson, et al., Halifax, N.S.
116,668	Monarch.	Midland.	Dredge—Draque	1906	Welland, Ont.	100 0	36 0	9 3	372	The Canadian Dredge & Construction Co., Ltd., Midland, Ont.

* Formerly "Dawn" and Foreign name "Francis René."

SESSIONAL PAPER No. 21b

107,998	Money Bush	Canse	Schr—Glt	1901	Port Felix, N.S.	40 0	13 4	6 9	15	Thomas Richard, Port Felix, N.S.
116,972	Monitor	Port Arthur	Schr—Glt	1862	Cheboygan, Mich., U.S.A.	130 0	30 0	8 0	214	The Thunder Bay Contracting Co., Ltd., Port Arthur, Ont.
121,687	Monitor	Yarmouth	Sloop	1904	Tusket Wedge, N.S.	32 0	11 0	6 0	10	S. N. Parry and G. E. Hervey, Port Maitland, N.S.
100,861	Montagnais	Quebec	Sloop	1891	Isle aux Coudres, Que.	37 4	14 2	5 4	17	Jacob Mailloix, Isle aux Coudres, Que.
121,665	Montagnaise	Quebec	Sloop	1904	Isle aux Coudres, Que.	32 6	14 9	4 6	13	Emilien P. Bernier, Isle-aux-Coudres, Que.
116,635	Montana	Lunenbourg	Schr—Glt	1905	Lunenbourg, N.S.	89 8	21 6	10 0	85	Saunard Shaw, Bay St. George, Nfld.
103,979	Montmorency	Quebec	Schr—Glt	1897	Quebec, Que.	68 0	21 4	6 0	51	Edgard Tremblay, Anco St. Jean, Que.
		Montreal	Barge—Clid	1875	Montreal, Que.	143 0	33 3	9 7	337	Montreal Transportation Co., Ltd., Montreal, Que.
80,608	Montrose	Yarmouth	Schr—Glt	1880	Sadmon River, N.S.	33 0	11 5	5 0	7	G. A. Parker, Lunenburg, N.S.
103,630	Moolhawk	Quebec	Sloop	1896	Les Ecurouils, Que.	37 6	13 6	5 0	16	Leon Langlois, Les Ecurouils, Que.
126,443	Moose	Kenora	Dredge—Drague	1909	Koowatin, Ont.	80 0	30 0	6 0	233	John T. Horne, Port William, Ont.
111,645	Moran	Lunenbourg	Schr—Glt	1901	La Have, N.S.	93 8	25 0	10 0	100	Fraser Gray, M.O., LaHave, N.S.
83,283	Moravia	Kingston	Sloop	1882	Kingston, Ont.	81 5	18 7	5 0	53	S. H. Pippin, Belleville, Ont.
107,656	Moravia	Gaspé	Schr—Glt	1839	LaHave, N.S.	100 1	25 6	10 0	99	C. W. Roberts, et al., Gaspé, Que.
90,639	Morell	Charlottetown	Schr—Glt	1883	Georgetown, P.E.I.	39 0	13 2	5 1	16	Edward D. Delorey, Georgetown, P.E.I.
103,547	Morning Glory	Halifax	Schr—Glt	1896	Ship Harbour, N.S.	36 6	12 3	5 0	11	W. E. Murphy, Ship Harbour, N.S.
88,230	Morning Light	Charlottetown	Schr—Glt	1881	Chezecook, N.S.	41 5	16 5	6 8	28	W. G. Richards, Grand River, P.E.I.
74,065	Morning Light	Windsor, Ont.	Sloop	1876	Anderson, Ont.	45 6	13 0	2 4	14	H. I. Stricker, Shrewsbury, Ont.
88,669	Morning Star	Chatham, N.B.	Schr—Glt	1881	Pokemouche, N.B.	32 2	11 4	4 5	12	Gustave Gionet, Pokemouche, N.B.
117,188	Morning Star	Chatham, N.B.	Schr—Glt	1906	Shippigan Island, N.P.	38 6	13 3	5 6	11	Romain Noel, (son of Jacques) Ship-pigan Island, N.B.
83,100	Morning Star	Port Hawkesbury	Schr—Glt	1881	Port Royal, N.S.	34 8	12 2	5 2	13	Matthew Madlox, Grandigne, N.S.
80,677	Moses	Montreal	Barge—Clid	1881	Montreal, Que.	61 0	19 9	4 2	4	The Gilbert-Blasting & Dredging Co., Ltd., Montreal, Que.
103,839	Move	Quebec	Schr—Glt	1896	Château Richer, Que.	31 0	11 8	4 6	11	H. Caron, Château Richer, Que.
107,538	Mowgli	St. John, N.B.	Sloop	1895	Yarmouth, N.S.	24 4	9 1	3 8	4	E. A. Whippley, Fairville, N.B.
80,914	Mowhawk	Montreal	Barge—Clid	1873	Garden Island, Ont.	154 0	26 7	10 8	34	Camille Labrecque, Lanouette, Que.

ALPHABETICAL LIST of Canadian Registered Sailing Vessels on Registry Books, &c.—Continued.

LISTE ALPHABÉTIQUE des navires à voiles canadiens inscrits sur les registres, etc.—Suite.

Official Number. Numéro officiel.	Name of Ship. Nom du navire.	Port of Registry. Port d'enregistrement.	Rig. Gréement.	Built— Construit en	Where Built. Lieu de construction.	Length in feet and 10ths. Longueur en pieds et 10es.	Breadth in feet and 10ths. Largeur en pieds et 10es.	Depth in feet and 10ths. Profondeur en pieds et 10es.	Registered tonnage. Tonnage enregistré.	Owner or Managing Owner, and Address. Armateur ou propriétaire géant, et adresse.
100,719	Mudine	Montreal	Sloop	1889	Brooklyn, N.Y., U.S.A.	26 0	9 8	2 8	5	George R. Marler, Montreal, Que.
100,631	Mudlark	Victoria	Barge—Chd	1890	Victoria, B.C.	90 0	30 0	6 0	139	The Minister of Public Works, Ottawa, Ont.
116,868	Mudpout Scow	Ottawa	Barge—Chd	1904	Hull, Que	40 0	16 0	4 4	23	The E. B. Eddy Company, Ltd., Hull, Que.
122,589	Mule	Yarmouth	Sloop	1910	Belliveau's Cove, N.S.	93 0	30 0	6 4	146	Hugh Cann & Son, Ltd., Yarmouth, N.S.
90,542	Muriel	Ottawa	Barge—Chd	1886	Montreal, Que.	121 9	24 6	7 5	192	The Ottawa Transportation Co., Ltd., Ottawa, Ont.
85,760	Muriel	Quebec	Yawl—Yole	1883	St. Laurent, Que.	40 8	15 5	5 0	19	John D. Gilmour, Quebec, Que.
107,985	Muriel	Shelburne	Schr—Glt	1900	Sable River, N.S.	49 1	15 4	6 5	25	Shas Seacabaugh, Murray Harbour, P.E.I.
126,113	Muriel B. Walters	Lunenburg	Schr—Glt	1908	Lunenburg, N.S.	97 6	25 8	10 2	98	Angus Walters, M.O., Lunenburg, N.S.
103,733	Muriel E. Winters	Lunenburg	Schr—Glt	1911	Lunenburg, N.S.	106 8	26 3	10 4	100	Freeman Anderson, Lunenburg, N.S.
117,051	Muriel G.	Canso	Schr—Glt	1904	White Haven, N.S.	41 6	15 0	6 6	21	Alden Munros, White Haven, N.S.
130,573	Muriel L.	Lunenburg	Schr—Glt	1910	Little Tancook, N.S.	44 6	11 2	7 0	15	Peter Lowe, Blandford, N.S.
130,479	Muriel M. Richard	Lunenburg	Schr—Glt	1911	La Have, N.S.	102 8	25 8	10 2	97	Wm. Richard, M.O., La Have, N.S.
122,007	Muriel M. Young	Lunenburg	Schr—Glt	1906	Lunenburg, N.S.	103 8	26 1	10 2	100	John B. Young, M.O., Lunenburg, N.S.
122,103	Muriel S.	Yarmouth	Sloop	1905	Cape Island, N.S.	30 0	10 6	6 0	10	Thomas Symonds, Cape Island, N.S.
107,298	Murray B.	Annapolis Royal	Schr—Glt	1901	Margaretsville, N.S.	59 0	19 7	7 1	43	Sidney Blenkhorn, Canning, N.S.

SESSIONAL PAPER No. 21b

126,296	Murray R. Munroe.	Conso.	(Schr—Glt	1910	White Haven, N.S.	45 0	14 8	8 9	21	Thurlo Munroe, White Haven, N.S.
	Muskoka.	Montreal.	Schr—Glt	1872	Chatham, Ont.	149 0	26 0	11 6	481	Montreal Transportation Co., Ltd., Montreal, Que.
83,310	Myosotis	Arichab.	Schr—Glt	1884	Port Medway, N.S.	80 0	23 5	8 8	93	Wm. T. Eastman, North Sydney, N.S.
100,606	Myra Louise	Lunenbourg	Schr—Glt	1893	Lockeport, N.S.	46 0	14 0	6 0	17	James A. Richardson, Port Shoreham, N.S.
83,477	Myrtle	Barrington	Schr—Glt	1883	Shelburne, N.S.	80 5	22 7	8 8	91	G. Cunningham, Halifax, N.S.
111,668	Myrtle	Montreal	Barge—Chd	1902	Charlevoque, Que.	96 4	26 4	5 3	92	The Charlemagne & Lac Ontario Lumber Co., Ltd., Montreal, Que.
107,801	Myrtle	St. John, N.B.	Sloop	1898	St. John, N.B.	26 5	8 4	3 0	5	Edward N. Herrington, St. John, N.B.
103,175	Myrtle	Halifax	Schr—Glt	1894	Little Harbour, N.S.	33 6	12 0	4 9	10	Thomas A. Henneberry, Devils Island, N.S.
123,873	Myrtle L.	Peguy.	Schr—Glt	1910	Hillsburn, N.S.	63 2	18 0	8 8	47	Arthur Longmire, Hillsburn, N.S.
*116,687	Myrtle Maack.	Richibucto	Schr—Glt	1885	Path, Me., U.S.A.	46 4	14 2	5 2	20	John Donald McLeod, Tidnish, N.S.
88,425	Myrtle Pandy.	St. John, N.B.	Schr—Glt	1884	Chipman, N.B.	77 3	26 5	7 0	85	Willard Wilbur, New Horton, N.B.
116,897	Myrtle S.	Yarmouth	Sloop	1904	Sanford, N.S.	35 0	12 0	6 0	12	Alexander Shaw, Sanford, N.S.
85,412	Mystery.	St. John, N.B.	Schr—Glt	1883	Cornwallis, N.B.	40 0	13 2	6 0	14	C. W. Thompson, St. John, N.B.
100,640	Mystery No. 1.	Victoria.	Scow—Chd	1889	Vancouver, B.C.	84 0	25 8	5 0	89	T. Earle, Victoria, B.C.
100,641	Mystery No. 2.	Victoria.	Scow—Chd	1889	Vancouver, B.C.	76 0	24 0	5 0	74	T. Earle, Victoria, B.C.
131,168	N. A. F.	Lunenbourg	Schr—Glt	1912	Tancook, N.S.	48 0	13 5	7 0	24	Arthur Boutilier, Halifax, N.S.
126,164	N. G.	Montreal.	Sloop	1908	St. Michel, Que.	110 3	23 1	7 9	143	Regis Joly, St. Anne de Sorel, Que.
75,627	N. W. White.	Quebec.	Schr—Glt	1878	Jordan River, N.S.	79 8	22 5	8 5	90	Henri Belly, St. Simoon, Que.
126,761	N. Ladour.	Montreal.	Sloop	1901	St. Antoine, Que.	63 3	21 7	5 2	38	Napoleon Ladleur, St. Antoine de Tilly, Que.
97,497	N. Paul.	Montreal.	Barge—Chd	1890	Sorel, Que.	100 1	22 9	8 5	126	Wm. J. Foupore, Montreal, Que.
116,785	Nada.	Vancouver	Sloop	1904	Sechelt, B.C.	37 0	11 5	5 4	11	J. H. Cavanagh, et al., J.O., Vancouver, B.C.
107,681	Naeline.	Montreal.	Barge—Chd	1899	Toronto, Ont.	166 0	29 8	12 6	484	Montreal Transportation Co., Ltd., Montreal, Que.
116,530	Nahada	Lunenbourg	Schr—Glt	1905	Lunenbourg, N.S.	88 6	24 6	9 5	94	Howard Wymacht, M.O., Lunenburg, N.S.

* Foreign name "Piorbastah."

ALPHABETICAL LIST of Canadian Registered Sailing Vessels on Registry Books, &c.—Continued.
LISTE ALPHABÉTIQUE des navires à voiles canadiens inscrits sur les registres, etc.—Suite.

Official Number. Numéro officiel.	Name of Ship. Nom du navire.	Port of Registry. Port d'enregistrement.	Rig. Gréement.	Built—Construct en	Where Built. Lieu de construction.	Length in feet and 10ths. Longueur en pieds et 10 ^{es} .	Breadth in feet and 10ths. Largeur en pieds et 10 ^{es} .	Depth in feet and 10ths. Profondeur en pieds et 10 ^{es} .	Registered Tonnage. Tonnage enregistré.	Owner or Managing Owner, and Address. Armateur ou propriétaire gérant, et adresse.
116,392	Naïad	Sarnia	Schr—Glt	1863	Huron, Mich., U.S.A.	140 6	29 0	11 6	276	M. MacKenzie and R. I. Towers, J.O., Sarnia, Ont.
90,543	Naomi	Ottawa	Barge—Chd	1886	Montreal, Que.	122 5	24 6	7 6	196	The Ottawa Transportation Co., Ltd., Ottawa, Ont.
	Napoléon	Montreal	Barge—Chd	1895	Gentilly, Que.	90 8	23 1	5 9	83	Octave Lafleur, St. Jean, Que.
103,249	Napoléon	Montreal	Barge—Chd	1894	Sorel, Que.	101 6	22 7	8 3	107	The Robert Reford Co., Ltd., Mon- real, Que.
103,629	Napoléon	Quebec	Sloop	1895	Les Escureils, Que.	61 8	21 4	5 7	47	A. Lemieux, Les Escureils, Que.
126,187	Nathalie	Yarmouth	Schr—Glt	1903	Allendale, N.S.	53 2	16 4	6 5	28	Yarmouth Trading Co., Ltd., Yar- mouth, N.S.
92,547	National	Montreal	Sloop	1886	Pierreville, Que.	108 7	22 8	8 1	151	Mrs. E. Labonde, Montreal, Que.
130,469	Natoma	Lunenburg	Schr—Glt	1911	Mahone Bay, N.S.	91 8	25 0	10 3	92	William Duff, M.O., Lunenburg, N.S.
70,294	Nebraska	Montreal	Barge—Chd	1874	Quebec, Que.	151 5	26 8	11 2	388	Alphonse Desrosières, Lanoraie, Que
85,774	Negociant	Montreal	Sloop	1884	St. Thomas de Pierreville, Que.	105 4	22 3	7 7	129	Urban Laroche, Sorel, Que.
126,699	Nehoc	Montreal	Dredge—Drague	1908	Sorel, Que.	79 3	25 8	5 7	146	Lyon Cohen, Montreal, Que.
107,638	Nellie	New Westminster	Barge—Chd	1898	Seattle, Wash., U.S.A.	28 0	8 0	3 0	5	Thomas H. Worsnop, Albin, B.C.
107,607	Nellie	Weymouth	Schr—Glt	1901	Meteghan River, N.S.	68 0	21 0	8 2	59	L. F. Parkhouse and E. C. Powers, Westport, N.S.
90,892	Nellie	Yarmouth	Schr—Glt	1880	Tusket Wedge, N.S.	68 9	20 1	7 3	59	N. J. B. Tooker, et al., Yarmouth, N.S.
112,288	Nellie D.	Digby	Schr—Glt	1903	Mavillette, N.S.	53 8	19 0	7 7	32	John Romkey, Necum Feuch, N.S.

SESSIONAL PAPER No. 21b

85,665	Nellie D	Halifax	Schr—Glt	1881 Lunenburg, N.S.	36.2	12.7	5.7	12	Andrew Mason, Pope's Harbour, N.S.
72,977	Nellie H. Ham	Barrington	Schr—Glt	1873 U.S.A.	49.5	14.7	6.3	26	Francis A. Brannen, Barrington, N.S.
71,174	Nellie Hunter	Kingston	Schr—Glt	1874 Dog Lake, Ont.	101.0	25.0	9.7	172	Jos. Darian, Lanorale, Que.
126,663	Nellie J. Banks	Shelburne	Schr—Glt	1910 Allendale, N.S.	57.3	17.8	7.0	35	Alfred M. Banks, Halifax, N.S.
103,800	Nellie J. King	Shelburne	Schr—Glt	1900 Shelburne, N.S.	90.0	23.3	9.2	99	George H. King, Sand Point, N.S.
107,920	Nellie L.	St. Andrews	Sloop	1900 West Isles, N.B.	36.4	14.0	6.6	17	Austin Levy, Grand Manan, N.B.
116,299	Nellie M. Snow	Charlottetown	Schr—Glt	1871 Booth Bay, Me., U.S.A.	77.0	22.2	7.4	75	Charles Dunn, Murray Harbour, P.E.I.
121,811	Nellie Myrtle	Digby	Schr—Glt	1905 Parker's Cove, N.S.	29.0	10.5	5.8	11	Alfred Power, Mispec, N.B.
92,685	Nellie Reid	Pictou, N.S.	Schr—Glt	1891 Brulé, N.S.	80.3	21.6	8.9	79	Charles Reid, Brulé, N.S.
92,368	Nellie Waters	St. John, N.B.	Schr—Glt	1887 Canning, N.S.	79.5	26.5	7.0	96	B. B. Bishop, Hopewell Cape, N.P.
103,559	Nelson	Montreal	Sloop	1830 St. Thomas de Pierre-ville, Que.	108.9	23.0	7.3	126	Zoel Yergeau, Pierreville, Que.
111,875	Nelson A.	Yarmouth	Schr—Glt	1902 Shelburne, N.S.	75.0	22.0	5.9	72	The Yarmouth Trading Co., Ltd., Yarmouth, N.S.
117,132	Nema D.	Barrington	Sloop	1904 Port La Tour, N.S.	33.0	11.0	6.0	10	J. C. Brannen, M.O., Port La Tour, N.S.
122,457	Nema & Mellie	Yarmouth	Sloop	1907 Cape Negro, N.S.	30.0	11.0	6.0	11	Sanford Slate, M.O., Cape Negro, N.S.
85,396	Neptune	Magdalen Islands	Schr—Glt	1889 Amherst, M.I., Que.	51.6	16.9	7.4	34	Alexander G. McLeod, Point Ste. Anne, N.S.
37,470	Neptune	Liverpool	Schr—Glt	1839 Lunenburg, N.S.	48.0	15.9	7.0	27	P. D. Colvoco, East Port Medway, N.S.
103,294	Neptune	New Westminster	Barge—Chd	1894 Kootenay Lake, B.C.	58.0	15.5	3.7	21	R. Yull, Kaslo, B.C.
126,690	Nereé Harvey No 1.	Montreal	Schr—Glt	1909 Isle aux Coudres, Que.	64.6	20.0	7.4	50	Nereé Harvey, Isle aux Coudres, Que.
80,843	Nettie B. H.	Halifax	Schr—Glt	1980 Clan Harbour, N.S.	42.5	15.5	6.3	23	Aubert E. Edwards, M.O., Dartmouth, N.S.
116,232	Nettie M.	Digby	Sloop	1903 Clarke's Harbour, N.S.	32.5	12.0	6.0	12	Wm. McDormand, et al., Westport, N.S.
69,145	Nova	Halifax	Schr—Glt	1875 Pomquet, N.S.	97.5	27.9	10.4	107	W.W. Clarke, M.O., Bear River, N.S.
103,539	Neva	Halifax	Schr—Glt	1882 Pennant, N.S.	33.5	11.0	5.5	11	H. D. Maryatt, Sambre, N.S.
	Neva	Montreal	Barge—Chd	1869 Sorol, Que.	91.5	18.9	5.1	92	T. Owens, Stonefield, Que.
116,552	Nevis	Maitland	Schr—Glt	1903 Noel, N.S.	92.4	25.8	8.6	124	Charles N. Hines, Noel, N.S.

ALPHABETICAL LIST of Canadian Registered Sailing Vessels on Registry Books, &c.—Continued.

LISTE ALPHABÉTIQUE des navires à voiles canadiens inscrits sur les registres, etc.—Suite.

Official Number. Numéro officiel.	Name of Ship Nom du navire.	Port of Registry. Port d'enregistrement.	Rig. Gréement.	Built—Construct en	Where Built. Lieu de construction.	Length in feet and 10ths. Longueur en pieds et 10 ^{es} .	Breadth in feet and 10ths. Largeur en pieds et 10 ^{es} .	Depth in feet and 10ths. Profondeur en pieds et 10 ^{es} .	Registered Tonnage. Tonnage enregistré.	Owner or Managing Owner, and Address. Armateur ou propriétaire-gérant, et adresse.
131,003	New Brunswick No. 1	St. John, N.B.	Dredge—Drague	1912	Upper Gagetown, N.B.	75 3	30 1	6 8	244	The New Brunswick Construction Co., Ltd., Welsford, N.B.
130,639	New Brunswick No. 2	St. John, N.B.	Dredge—Drague	1889	St. John, N.B.	61 2	19 3	5 4	56	The New Brunswick Construction Co., Ltd., Welsford, N.B.
85,703	New Dominion	Wallaceburg	Schr—Glt	1868	Port Rowan, Ont.	117 5	25 3	9 2	196	(rev. H. Morden, Oakville, Ont.
107,908	New Era	Liverpool	Schr—Glt	1900	Mahone Bay, N.S.	95 2	25 7	10 2	116	Charles V. Mackintosh, Liverpool, N.S.
112,006	New Ontario	Port Arthur	Pile-driver	1898	Duluth, Minn., U.S.A.	50 0	20 0	2 8	17	James Whalen, Port Arthur, Ont.
94,853	News Boy	Port Medway	Schr—Glt	1877	Vinal Haven, U.S.A.	36 5	12 8	5 5	16	James S. Bell, Dublin Shore, N.S.
90,568	Newsboy	Toronto	Schr—Glt	1885	Bronté, Ont.	67 5	18 9	4 5	40	Lemuel Dorland, Bronté, Ont.
90,861	Nicanor	Lunenburg	Barge—Chd	1886	Mahone Bay, N.S.	140 3	31 0	17 0	393	Dominion Coal Co., Ltd., Sydney, N.S.
122,008	Nicola	Lunenburg	Schr—Glt	1906	Lunenburg, N.S.	99 8	25 7	10 2	99	Eleazer Zineck, M.O., Lunenburg, N.S.
130,613	Nidge No. 1	Victoria	Barge—Chd	1912	Victoria, B.C.	60 0	20 0	4 7	46	Vancouver Island Power Co., Ltd., Victoria, B.C.
130,839	Nidge No. 2	Victoria	Barge—Chd	1912	Victoria, B.C.	60 0	20 0	4 7	46	Vancouver Island Power Co., Ltd., Victoria, B.C.
103,854	Nifti	Halifax	Sloop	1897	Dartmouth, N.S.	23 6	6 6	4 0	2	John M. Geldert, Halifax, N.S.
89,882	Nile	Dorchester	Bgtn—Bkgt	1857	Maryland, U.S.A.	96 6	24 6	8 2	164	Judson Edgett, Brooklyn, N.Y., U.S.A.
122,311	Nile	Lunenburg	Schr—Glt	1907	La Have, N.S.	57 8	17 0	7 4	38	John S. Wolfe, M.O., West Dublin, N.S.
107,322	Nim	Halifax	Sloop	1897	Mahone Bay, N.S.	28 8	7 5	4 2	3	Edward C. Bethune, Halifax, N.S.

SESSIONAL PAPER No. 21b

80,841	Nina	Halifax	1886	Owl's Head, N.S.	34	8	13	2	5	4	13	os. E. Parker, Owl's Head, N.S.
112,104	Nina	Port Medway	1903	Luneburg, N.S.	42	0	11	6	5	1	10	Max Clattenburg, M.O., Port Medway, N.S.
94,830	Nina Blanche	St. John, N.B.	1893	Belliveau's Cove, N.S.	50	0	17	2	7	0	31	R. Chuc, <i>et al.</i> , St. John, N.B.
121,726	IX	Vancouver	1906	Vancouver, B.C.	90	2	30	3	7	7	10	The Union S.S. Co., of British Columbia, Ltd., Vancouver, B.C.
	Nine (9)	Montreal	1871	Pierreville, Que.	93	5	19	2	5	5	100	N. Vigneau, Montreal, Que.
103,387	Ninety-six	Winnipeg	1896	Keewatin, Ont.	52	0	13	5	6	3	26	Dominion Fish Co., Ltd., Winnipeg, Man.
130,476	Nita M. Conrad	Luneburg	1911	Mahone Bay, N.S.	102	4	25	8	10	8	91	os. Conrad, M.O., LaHave, N.S.
107,628	Nith	New Westminster	1898	Vancouver, B.C.	50	0	14	6	4	0	23	The Anglo-British Columbia Packing Co., Ltd., Vancouver, B.C.
126,827	Nobility	Luneburg	1910	LaHave, N.S.	57	5	25	8	10	5	99	Hiram Ritecy, M.O., Riverport, N.S.
112,090	Noble II	Luneburg	1902	Mahone Bay, N.S.	87	8	24	7	9	4	95	Abraham Ernst, <i>et al.</i> , Mahone Bay, N.S.
107,588	Nogey	Lindsay	1898	Bobbygeon, Ont.	69	7	19	4	5	0	68	Robert Kennedy, Lindsay, Ont.
74,330	Nokomis	Yarmouth	1877	Tusket Wedge, N.S.	71	7	20	4	8	3	68	N. Smith, Halifax, N.S.
103,861	Nonnad	Halifax	1898	Dartmouth, N.S.	30	2	7	8	4	5	5	C. L. Newman, Halifax, N.S.
126,744	Nonobiki	Vancouver	1910	Steveston, B.C.	51	0	13	0	4	9	25	Massagu Mimakata, Vancouver, B.C.
116,660	Noru	Yarmouth	1904	Cape St. Mary's, N.S.	37	0	11	3	4	6	11	Stephen A. Donette, M.O., Cape St. Mary's, N.S.
126,475	Nora Sybil	Halifax	1910	Owls Head, N.S.	51	0	9	6	5	0	6	Menno Stevens, Owls Head, N.S.
71,097	Norah	Belleville	1880	Trenton, Ont.	52		15	0	5	0	30	C. Smith, Port Hope, Ont.
	Nore	Montreal	1866	Sorel, Que.	91		18	9	6	1	95	F. LaRivière, Plantagenet, Ont.
100,387	Norina	Sydney, N.S.	1894	St. Ann's, N.S.	47	0	17	2	7	1	31	J. McLeod, St. Ann's, N.S.
112,081	Norman	Kenora	1902	Norman, Ont.	63	0	16	0	5	8	47	The Armstrong Trading Co., Ltd., Portage-la-Prairie, Man.
103,284	Normandy	Chatham, N.B.	1893	Shippigan, N.B.	35	0	12	0	4	8	11	P. Rive, Caraquet, N.B.
126,621	North Bend	Vancouver	1877	Coos Bay, Ore., U.S.A.	152	6	32	0	11	0	32	The Grand Trunk Pacific Development Co., Ltd., Montreal, Que.
83,107	North Star	Charlottetown	1881	Chezacook, N.S.	46	8	16	5	6	8	26	Murdoch Finlayson, Pictou, P.E.I.
83,378	North West	Toronto	1882	Bronté, Ont.	75	5	20	0	6	0	57	Edmund Goldring and Francis Goldring, Whitby, Ont.
66,081	Northern Bridge	Quebec	1871	Kanouraska, Que.	46	5	13	9	5	2	20	Elzear Tremblay, St. Siméon, Que.

ALPHABETICAL LIST of Canadian Registered Sailing Vessels on Registry Books, &c.—Continued.

LISTE ALPHABÉTIQUE des navires à voiles canadiens inscrits sur les registres, etc.—Suite.

Officia Number. Numéro officiel.	Name of Ship. Nom du navire.	Port of Registry. Port d'enregistrement.	Rig. Gréement.	Built—Construct en	Where Built. Lieu de construction.	Length in feet and 10ths. Longueur en pieds et 10es.	Breadth in feet and 10ths. Largeur en pieds et 10es.	Depth in feet and 10ths. Profondeur en pieds et 10es.	Registered Tonnage. Tonnage enregistré.	Owner or Managing Owner, and Address. Armateur ou propriétaire gérant, et adresse.
92,771	Northern Light.....	New Westminster.....	Schr—Glt.....	1887	New Westminster, B.C.....	35 0	12 0	4 0	12	Geo. B. Main, Ladner, B.C.
72,583	Norway.....	Quebec.....	Schr—Glt.....	{ 1873 1881 }	Garden Island, Ont.....	135 5	26 0	11 9	332	The Kaine & Bird Transportation Co., Ltd., Quebec, Que.
92,538	Notre Dame de Bon-secours.	Montreal.....	Sloop.....	1887	Lanoraie, Que.....	108 4	24 3	8 3	152	Louis E. Bonaventure, Lanoraie, Que.
55,870	Notre Dame de la Gardé.	Quebec.....	Schr—Glt.....	1866	Natashquan, Que.....	42 0	15 7	6 5	23	S. Robertson, Spear Point, Gaspé, Que.
103,879	Notre Dame de Pierreville.	Montreal.....	Sloop.....	1897	Notre Dame de Pierreville, Que.....	106 2	23 1	7 4	139	Joseph Gauvin, St. Jean des Chaillons, Que.
74,365	Nova Stella.....	Arichat.....	Schr—Glt.....	1877	Lockeport, N.S.....	63 0	21 2	7 5	53	L. N. Poirier, Descouse, N.S.
88,342	Nova Zembla.....	Lunenburg.....	Schr—Glt.....	1883	Lunenburg, N.S.....	74 8	23 2	8 7	79	Jesse M. Hanson, Port Mulgrave, N.S.
126,929	Nuage Gris.....	Quebec.....	Schr—Glt.....	1901	Limoulu, Que.....	66 8	20 3	6 6	38	Flavien Boulianne, Escoumains, Que.
107,889	No. C.....	Ottawa.....	Barge—Chd.....	1898	Cornwall, Ont.....	79 5	20 0	5 2	55	John L. Wood, Montreal, Que.
107,388	No. D.....	Ottawa.....	Barge—Chd.....	1897	Belleville, Ont.....	50 0	20 0	3 5	24	John L. Wood, Montreal, Que.
122,125	No. 1.....	Halifax.....	Dredge—Drague.....	1906	Mahone Bay, N.S.....	60 5	25 8	5 7	153	The Halifax Dredging Co., Ltd., Halifax, N.S.
80,678	No. 1.....	Montreal.....	Barge—Chd.....	1881	Sorel, Que.....	108 0	22 6	7 1	157	Narcisse Paul, Sorel, Que.
80,686	No. 1.....	Montreal.....	Barge—Chd.....	1873	Pierreville, Que.....	77 0	22 0	5 5	59	M. Fréchette, Sorel, Que.
107,390	No. 1.....	Ottawa.....	Barge—Chd.....	1895	Ottawa, Ont.....	64 5	20 5	5 0	57	L. E. Dufresne, et al., J.O., Three Rivers, Que.

SESSIONAL PAPER No. 21b

107,615	No. 1.	Ottawa	Barge—Chd	1893	Ostoboning Lake, Que.	37 0	16 0	3 2	14 H. F. McLaughlin and Claude McLachlin, Arnprior, Ont.
103,036	No. 1.	Ottawa	Scow—Chd	1889	Mattawa, Ont.	63 0	14 6	3 6	35 Canadian Pacific Railway Co., Montreal, Que.
103,637	No. 1.	Ottawa	Barge—Chd	1894	Kippewa, Que.	50 0	13 0	3 0	31 Peter Whelan, Ottawa, Ont.
103,845	No. 1.	Ottawa	Barge—Chd	1895	Rockland Ont.	91 8	20 2	5 3	74 W. G. Edwards & Co., Ltd., Rockland, Ont.
100,520	No. 1.	Parrshoro'	Schr—Glt	1893	St. John, N.B.	147 4'	35 3	10 0	439 Cumberland Railway & Coal Co., Montreal, Que.
121,931	No. 2.	Halifax	Barge—Chd	1905	Daerhamouth, N.S.	70 5	26 3	5 7	164 The Halifax Dredging Co., Ltd., Halifax, N.S.
80,687	No. 2.	Montreal	Barge—Chd	1873	Pierroville, Que.	92 0	22 3	6 0	80 D. Lespérance, St. Amé, Que.
80,679	No. 2.	Montreal	Barge—Chd	1881	Sorel, Que.	108 0	22 6	7 0	155 Sincennes-McNaughton Line, Ltd., Montreal, Que.
	No. 2.	Montreal	Barge—Chd	1858	Montreal, Que.	90 6	18 6	5 8	78 J. E. St. Amour, Montreal, Que.
103,037	No. 2.	Ottawa	Barge—Chd	1889	Mattawa, Ont.	63 0	11 6	3 6	35 Canadian Pacific Railway Co., Montreal, Que.
103,638	No. 2.	Ottawa	Barge—Chd	1895	Ostoboning, Que.	40 5	14 0	3 0	21 Peter Whelan, Ottawa, Ont.
121,788	No. 2.	Ottawa	Scow—Chd	1906	Hull, Que.	55 4	18 5	4 8	40 L. E. Dufresne, et al., J.O., Three Rivers, Que.
103,846	No. 2.	Ottawa	Barge—Chd	1895	Rockland, Ont.	91 8	20 2	5 3	74 W. G. Edwards & Co., Ltd., Rockland, Ont.
100,521	No. 2.	Parrshoro'	Schr—Glt	1893	Black River, N.B.	146 2	35 3	10 0	433 Cumberland Railway & Coal Co., Montreal, Que.
103,038	No. 3.	Ottawa	Scow—Chd	1888	Mattawa, Ont.	55 0	16 0	3 4	25 Canadian Pacific Railway Co., Montreal, Que.
100,523	No. 3.	Parrshoro'	Schr—Glt	1893	Gardner's Creek, N.B.	146 7	35 2	10 0	431 Cumberland Railway & Coal Co., Montreal, Que.
103,039	No. 4.	Ottawa	Scow—Chd	1888	Mattawa, Ont.	70 0	18 0	4 0	37 Canadian Pacific Railway Co., Montreal, Que.
100,526	No. 4.	Parrshoro'	Schr—Glt	1893	St. Martin's, N.B.	146 8	35 3	10 0	439 Cumberland Railway & Coal Co., Montreal, Que.
122,227	No. 5.	Montreal	Dredge—Dragne	1904	Toronto, Ont.	90 2	30 0	7 2	271 The Randolph Macdonald Co., Ltd., Toronto, Ont.
107,387	No. 5.	Ottawa	Barge—Chd	1898	Hull, Que.	34 0	16 0	2 6	7 Hugh F. Cumming, Cornwall, Ont.
100,529	No. 5.	Parrshoro'	Schr—Glt	1893	Black River, N.B.	146 6	35 1	10 5	443 Cumberland Railway & Coal Co., Montreal, Que.
122,228	No. 6.	Montreal	Dredge—Dragne	1902	Coteau du Lac, Que.	71 1	30 1	4 9	171 Gaspard Desroses, Montreal, Que.
112,327	No. 6.	Parrshoro'	Schr—Glt	1903	Parrshoro', N.S.	170 0	35 4	12 5	536 Cumberland Railway & Coal Co., Montreal, Que.
116,324	No. 7.	Parrshoro'	Schr—Glt	1903	Parrshoro', N.S.	170 0	35 4	12 5	535 Cumberland Railway & Coal Co., Montreal, Que.
	No. 24.	Montreal	Barge—Chd	1862	Sorel, Que.	91 5	19 0	6 9	116 Sincennes-McNaughton Line, Ltd., Montreal, Que.

ALPHABETICAL LIST of Canadian Registered Sailing Vessels on Registry Books, &c.—Continued.

LISTE ALPHABÉTIQUE des navires à voiles canadiens inscrits sur les registres, etc.—Suite.

Official Number. Numéro officiel.	Name of Ship. Nom du navire.	Port of Registry. Port d'enregistrement.	Rig. Grément.	Built— Construit en	Where Built. Lieu de construction.	Length in feet and 10ths. Longueur en pieds et 10es.	Breadth in feet and 10ths. Largeur en pieds et 10es.	Depth in feet and 10ths. Profondeur en pieds et 10es.	Registered Tonnage. Tonnage enregistré.	Owner or Managing Owner, and Address. Armateur ou propriétaire gérant, et adresse.
107,383	No. 31.	Ottawa.	Scow—Chd.	1898	Hull, Que.	40 9	16 0	3 6	17	E. G. Laverdure, Ottawa, Ont.
107,384	No. 33.	Ottawa.	Scow—Chd.	1898	Hull, Que.	40 9	16 0	3 6	17	E. G. Laverdure, Ottawa, Ont.
	No. 38.	Montreal.	Barge—Chd.	1870	Sorel, Que.	91 1	18 8	6 0	90	Louis Gareau, Lachine, Que.
117,171	No. 41.	Windsor, Ont.	Scow—Chd.	1891	Saginaw, Mich., U.S.A.	112 5	25 5	8 6	247	A. F. Bowman, et al., J.O., Southampton, Ont.
117,172	No. 42.	Windsor, Ont.	Scow—Chd.	1891	Saginaw, Mich., U.S.A.	112 5	25 3	8 6	245	A. F. Bowman, et al., J.O., Southampton, Ont.
126,673	Number Forty Five.	Port Arthur.	Scow—Chd.	1911	Port Arthur, Ont.	172 0	37 2	13 0	726	The Western Dry Dock & Ship-building Co., Ltd., Port Arthur, Ont.
126,674	Number Forty Six.	Port Arthur.	Scow—Chd.	1911	Port Arthur, Ont.	172 0	37 2	13 0	726	The Western Dry Dock & Ship-building Co., Ltd., Port Arthur, Ont.
107,263	No. 1 Calumet.	Ottawa.	Barge—Chd.	1898	Aylmer, Que.	51 5	12 2	3 0	32	The Upper Ottawa Improvement Co., Ltd., Ottawa, Ont.
107,264	No. 2 Calumet.	Ottawa.	Barge—Chd.	1898	Aylmer, Que.	51 5	12 2	3 0	32	The Upper Ottawa Improvement Co., Ltd., Ottawa, Ont.
107,617	No. 5 Deep River.	Ottawa.	Barge—Chd.	1899	Pembroke, Ont.	52 3	13 2	3 0	28	The Upper Ottawa Improvement Co., Ltd., Ottawa, Ont.
107,618	No. 6 Deep River.	Ottawa.	Barge—Chd.	1899	Pembroke, Ont.	52 3	13 2	3 0	28	The Upper Ottawa Improvement Co., Ltd., Ottawa, Ont.
107,261	No. 1 Quyon.	Ottawa.	Barge—Chd.	1898	Quyon, Que.	51 5	12 2	3 0	32	The Upper Ottawa Improvement Co., Ltd., Ottawa, Ont.
107,262	No. 2 Quyon.	Ottawa.	Barge—Chd.	1898	Quyon, Que.	51 5	12 2	3 0	32	The Upper Ottawa Improvement Co., Ltd., Ottawa, Ont.
115,392	Nyanza.	Sydney, N.S.	Schr—Glt.	1902	Belleoram, Nfld.	43 1	13 8	5 0	15	George Herridge, North Sydney, N.S.
122,136	Nyctia.	Yarmouth.	Sloop.	1905	Shag Harbour, N.S.	30 0	11 0	6 0	10	Edgar Adams, Shag Harbour, N.S.

SESSIONAL PAPER No. 21b

		Sehr—Glt	1875	Grand Manan, N.B.	34 0	12 5	4 8	
59,367	Nymph.	St. Andrews	1875	Grand Manan, N.B.	34 0	12 5	4 8	11 Robert Spear, Eastport, Me., U.S.A.
126,924	O. C.	Quebec	1907	Chateau Richer, Que.	70 4	22 4	6 8	54 Onésime Caron, fils, Chateau Richer, Que.
96,770	O. L. B.	Charlottetown	1893	Cheticamp, N.S.	37 1	11 7	5 0	12 James McNeill, Malpasque, P.E.I.
116,802	O. P.	Sorel	1904	Sorel, Que.	103 1	23 3	6 4	118 François Dussault, St. Jean Des-chailions, Que.
77,571	O. E. Owens	Montreal	1877	Hull, Que.	90 4	19 5	6 2	85 W. Owens and T. Owens, Stonefield, Que.
54,139	Ocean Belle	Halifax	1866	Chezecook, N.S.	41 8	14 7	6 1	20 E. McCallum, Bryon Island, M.I.
95,632	Ocean Belle.	Victoria	1883	Lunenbourg, N.S.	74 4	22 5	9 2	87 Victoria Sealing Co., Ltd., Victoria, B.C.
121,089	Ocean Belle.	Shelburne	1904	Cape Island, N.S.	33 0	11 0	6 0	10 Frank F. Hunter, Shelburne, N.S.
75,427	Ocean Bird.	Annapolis Royal	1873	Granville, N.S.	60 3	19 1	7 0	44 F. E. Atchison and L. H. Ray, Margaretsville, N.S.
83,398	Ocean Child	Halifax	1879	Chezecook, N.S.	41 8	15 0	5 5	19 Jas. W. Meisner, Chezecook, N.S.
75,602	Ocean Lily	Digby	1877	Clare, N.S.	29 4	15 4	5 6	17 Albert Morrell, et al., Westport, N.S.
103,485	Ocean Rover.	Victoria	1895	Cordova Bay, B.C.	67 7	19 9	9 2	55 Victoria Sealing Co., Ltd., Victoria, B.C.
122,101	Ocean Spray	Yarmouth	1906	Cape Island, N.S.	30 0	11 5	6 0	11 Charles E. Atkinson, Cape Island, N.S.
116,502	Oceanite	Lunenbourg	1904	Lunenbourg, N.S.	95 5	25 5	10 0	99 Remben Riteey, M.O., La Haye, N.S.
103,568	Octavio.	Montreal	1896	Notre Dame de Pierrville, Que.	108 0	22 8	8 8	108 Ubald Lafreniere, Pierrville, Que.
80,653	Oka.	Montreal	1881	Sorel, Que.	98 0	22 6	8 9	141 O. Gatiniau, Contrecoeur, Que.
130,383	Old Glory	Amherstburg	1891	Buffalo, N.Y., U.S.A.	84 0	31 6	7 5	199 John G. Mullen, Amherstburg, Ont.
94,837	Olga	St. Andrews	1889	West Isles, N.B.	31 2	11 5	5 5	11 Lincoln Richardson, West Isles, N.B.
122,451	Olga A.	Yarmouth	1906	Shelburne, N.S.	30 0	10 6	6 0	10 W. D. Sweeney, Yarmouth, N.S.
107,273	Olinda.	Liverpool	1899	Liverpool, N.S.	110 0	28 5	10 6	199 Walter S. Munroe, et al., St. John's, Nfld.
122,055	Olive	Chatham, N.B.	1907	Skippigan Island, N.B.	37 4	13 0	5 6	14 Thomas H. Lanteigne, Carquet, N.B.
107,358	Olive A.	Sydney, N.S.	1899	Seafair, N.S.	42 0	14 2	7 0	19 Robert Spencer, Port Morien, N.S.
122,044	Olive C.	St. Andrews	1906	Sealeys Cove, N.B.	41 3	16 0	7 0	26 Thomas Carter, Sealeys Cove, N.B.
61,630	Olive J.	Halifax	1881	Coddle's Harbour, N.S.	62 3	20 3	8 4	57 James Malcolm, Port Malcolm, N.S.

ALPHABETICAL List of Canadian Registered Sailing Vessels on Registry Books, &c.—Continued.

LISTE ALPHABÉTIQUE des navires à voiles canadiens inscrits sur les registres, &c.—Suite.

Official Number. Numéro officiel.	Name of Ship. Nom du navire.	Port of Registry. Port d'inscription.	Rig. Gréement.	Build—Construct en	Where Built. Lieu de construction.	Length in feet and 10ths. Longueur en pieds et 10es.	Breadth in feet and 10ths. Largeur en pieds et 10es.	Depth in feet and 10ths. Profondeur en pieds et 10es.	Registered Tonnage. Tonnage enregistré.	Owner or Managing Owner, and Address. Armateur ou propriétaire géant, et adresse.
117,050	Olive R.	Barrington	Sloop	1905	Shelburne, N.S.	35 0	12 5	6 6	14	Herbert and John Swin, Lockeport, N.S.
112,378	Olive S.	Charlottetown	Schr—Glt	1902 1905	New Harbour, N.S. New Harbour, N.S.	44 0	14 6	6 0	26	A. W. Gosbee, Murray River, P.E.I.
92,384	Oliver Mowat.	Flowermanville	Schr—Glt	1873	Kingston, Ont.	116 0	23 8	9 8	170	John McClelland, et al., Bowmanville, Ont.
85,999	Olivia.	Digby	Schr—Glt	1882	Cambridge, N.B.	79 0	26 8	8 1	93	Stelham Henshaw, Waldeck West, N.S.
85,428	Olivia Abbey	St. Catharines	Scow—Chd.	1884	Port Robinson, Ont.	100 0	23 0	5 0	88	John Bradley, Merriton, Ont.
74,398	Olympia.	Toronto	Schr—Glt	1879	Brant, Ont.	57 0	15 5	3 6	23	Peter Arnot, Toronto, Ont.
107,196	Omega.	Winnipeg	Barge—Chd	1897	Kenora, Ont.	40 0	10 2	3 9	10	C. E. Neads, Kenora, Ont.
85,408	Onato.	Magdalen Islands	Schr—Glt	1910	Houso Harbour, Mag. Isl., Que.	51 8	18 1	7 0	35	Wm. G. Leslie, Grindstone, Magdalen Islands, Que.
One (1).	One (1).	Montreal	Barge—Chd	1857	Storé, Que.	125 2	26 5	8 5	71	Harbour Commissioners, Montreal, Que.
One (1)	One (1)	Montreal	Barge—Chd	1870	Pierreville, Que.	94 7	18 8	6 1	106	P. Laplante, Lachine, Que.
61,916	Only Son	Liverpool	Schr—Glt	1871	East Port Medway, N.S.	39 0	14 5	6 0	16	Wilbert Young, et al., Mill Cove, N.S.
94,732	Only Son	Windsor, N.S.	Schr—Glt	1889	Isle Haute, N.S.	33 6	12 4	5 0	13	J. Gordon, Margaretsville, N.S.
77,775	Ontario	Goderich	Schr—Glt	1867	Goderich, Ont.	105 0	23 0	9 5	150	Francis Granville, Southampton, Ont.
Ontario	Ontario	Kingston	Schr—Glt	1868	Dog Lake, Ont.	56 6	17 5	4 7	56	J. Swift, Kingston, Ont.
70,291	Ontario	Montreal	Barge—Chd	1874	Lancaster, Ont.	126 8	27 0	9 8	228	P. Laplante, Lachine, Que.

SESSIONAL PAPER No. 21b

72,130	Ontario.....	Windsor, N.S.	Bk—Bq.....	1876	Hantsport, N.S.	160	7	35	3	20	1	825	Gypsum Packet Co., Ltd., Windsor, N.S.
103,258	Onward.....	St. John, N.B.	Schr—Glt.....	1895	Waterborough, N.B.	77	5	27	0	7	0	92	J. W. Snow and G. S. Johnson, Granville, N.S.
97,021	Onward.....	Yarmouth.....	Schr—Glt.....	1884	Smith's Cove, N.S.	37	0	11	7	4	0	10	James M. Davis, Yarmouth, N.S.
122,052	Opal.....	Chatham, N.B.	Schr—Glt.....	1904	Shippigan Island, N.B.	35	0	12	4	4	4	10	Pierre Chiasson, Shippigan Island, N.B.
111,690	Ophelia.....	Shelburne.....	Schr—Glt.....	1902	Shelburne, N.S.	103	0	24	8	9	0	186	Andrew King, Halifax, N.S.
.....	Ora.....	Montreal.....	Barge—Chd.....	1860	Montreal, Que.	95	0	19	0	6	0	95	Antoine Bertrand, Vaudreuil, Que.
121,658	Ora Nickerson.....	Yarmouth.....	Sloop.....	1904	Tusket Wedge, N.S.	35	0	11	2	6	0	12	Win. H. Nickerson, Tusket Wedge, N.S.
100,245	Oracle.....	Halifax.....	Schr—Glt.....	1891	Sambro, N.S.	41	2	13	8	5	9	18	Stannage Publicover, West Dublin, N.S.
103,728	Orcas.....	Parrsboro'.....	Schr—Glt.....	1897	Port Greville, N.S.	66	3	21	2	6	0	53	Burpee Tupper, Parrsboro, N.S.
116,509	Orcada.....	Lunenburg.....	Schr—Glt.....	1904	Lunenburg, N.S.	44	4	13	6	7	0	16	Honey Selig, M.O., Vogler's Cove, N.S.
112,106	Oregon.....	Lunenburg.....	Schr—Glt.....	1903	Lunenburg, N.S.	91	6	25	0	10	0	99	Norman Reinhardt, et al., La Have, N.S.
103,194	Oressa.....	Liverpool.....	Schr—Glt.....	1894	Port Mouton, N.S.	32	0	12	1	5	3	10	J. P. Smith, et al., East Port Medway, N.S.
112,130	Oressa Belle.....	Lunenburg.....	Schr—Glt.....	1903	Lunenburg, N.S.	89	6	25	0	9	5	95	Walter J. Tuck, M.O., Fortune, Nfld.
126,664	Orgau.....	Charlottetown.....	Schr—Glt.....	1908	Port Elgin, N.B.	60	8	19	6	7	0	46	W. M. McLeod, et al., French River, P. E. I.
85,303	Orient.....	Montreal.....	Barge—Chd.....	1883	Montreal, Que.	101	6	22	4	7	1	150	Dickson Anderson, Montreal, Que.
103,176	Orient.....	Shelburne.....	Schr—Glt.....	1890	Vogler's Cove, N.S.	30	8	11	1	5	2	10	Jas. A. Ringor, Little Harbour, N.S.
130,826	Original.....	Lunenburg.....	Schr—Glt.....	1912	LaHave, N.S.	104	8	26	2	10	2	98	Roger Conrad, M.O., Rose Bay, N.S.
57,473	Orilla.....	Annapolis Royal.....	Schr—Glt.....	1870	Clements, N.S.	45	0	15	5	5	3	23	Henry E. Weaver, Digby, N.S.
83,422	Orinoco.....	Digby.....	Schr—Glt.....	1882	Gilbert Cove, N.S.	75	6	23	0	9	4	99	Alfred Morrell, Digby, N.S.
103,001	Oriole.....	Chatham, N.B.	Schr—Glt.....	1890	Shippigan, N.B.	34	0	12	2	4	4	11	T. Abier, Shippigan, N.B.
88,427	Oriole.....	St. John, N.B.	Schr—Glt.....	1881	St. John, N.B.	89	0	26	7	7	9	124	Christopher Splan, et al., St. John, N.B.
122,427	Oriole B.....	Halifax.....	Schr—Glt.....	1908	Chezzecook, N.S.	60	0	18	4	6	8	33	John Bellefontaine, M.O., Chezzecook, N.S.
130,683	Oriole L.....	Lunenburg.....	Schr—Glt.....	1909	Tancook, N.S.	39	4	10	0	5	0	10	William Levy, Little Tancook, N.S.
80,370	Orion.....	Halifax.....	Schr—Glt.....	1881	Gabarouse, N.S.	43	6	15	2	5	8	24	Joseph Pelrine, Sr., Larry's River, N.S.
*100,031	Orion.....	Quebec.....	Barge—Chd.....	1872	Welland, Ont.	163	0	29	9	12	6	505	Louis E. Bonaventure, Lanoraie, Que.

* Formerly "Bromo."

ALPHABETICAL LIST of Canadian Registered Sailing Vessels on Registry Books, &c.—Continued.

LISTE ALPHABÉTIQUE des navires à voiles canadiens inscrits sur les registres, etc.—Suite.

Official Number. Numéro officiel.	Name of Ship. Nom du navire.	Port of Registry. Port d'enregistrement.	Rig. Gréement.	Built—Construct en	Where Built. Lieu de construction.	Length in feet and 10ths. Longueur en pieds et 10 ^{es} .	Breadth in feet and 10ths. Largeur en pieds et 10 ^{es} .	Depth in feet and 10ths. Profondeur en pieds et 10 ^{es} .	Registered Tonnage. Tonnage enregistré.	Owner or Managing Owner, and Address. Armateur ou propriétaire gérant, et adresse.
112,311	Oronhyatekha	St. Andrews	Schr—Glt	1902	Back Bay, N.B.	38 2	15 0	6 2	21	Miss Blanche McGee, Back Bay, N.E.
90,438	Oscar F.	Barrington	Schr—Glt	1902	Bear Point, N.S.	43 5	13 5	3 7	18	David E. Loomer, Tiverton, N.S.
126,152	Oscar Ronette	Montreal	Schr—Glt	1900	Point du Lac, Que.	75 0	19 9	5 3	53	Lyon Cohen, Montreal, Que.
97,156	Oscar ana Hattie	Victoria	Schr—Glt	1884	Essex, Mass., U.S.A.	79 2	22 3	8 6	81	Victoria Sealing Co., Ltd., Victoria, B.C.
92,550	Oscar	Montreal	Barge—Chd	1888	Valleyfield, Que.	96 4	18 8	8 6	122	Hiram Easton, Merrickville, Ont.
130,940	Osiris	Montreal	Yawl—Yole	1912	Dorval, Que.	29 6	10 3	4 8	7	James B. Patterson, Montreal, Que.
88,249	Osiris	Deseronto	Barge—Chd	1882	Deseronto, Ont.	109 5	26 5	6 1	106	P. Larkin, St. Catharines, Ont., and A. Singsler, Iroquois, Ont.
112,285	Ospray	Digby	Schr—Glt	1902	Port Maitland, N.S.	32 6	10 6	6 0	16	W. H. Adams, Fort Maitland, N.S.
103,005	Osprey	Chatham, N.B.	Schr—Glt	1889	Shippigan, N.B.	33 0	12 6	4 4	10	T. Ahier, Shippigan, N.B.
103,349	Osprey	Montreal	Sloop	1888	Toronto, Ont.	22 4	7 6	1 8	2	C. L. Shorey, Montreal, Que.
130,583	Oswald	Halifax	Schr—Glt	1911	Taucook, N.S.	45 0	13 6	6 8	20	James O. Christian, et al., Prospect, N.S.
103,345	Oswego	Deseronto	Barge—Chd	1903	Oswego, N.Y., U.S.A.	130	The Rathbun Co., Deseronto, Ont.
103,263	Otis Miller	Dorchester	Schr—Glt	1896	Waterborough, N.B.	79 9	27 1	7 6	98	W. B. Mahoney, Farrisboro, N.S.
130,572	Otokia	Lunenburg	Schr—Glt	1911	Mahone Bay, N.S.	96 6	25 0	9 8	89	Abraham Ernst, M.O., Mahone Bay, N.S.

SESSIONAL PAPER No. 21b

111,882	Oromabee	Peterboro'	Barge—Chd	1904	Peterboro', Ont.	76 0	17 6	5 0	55	Wm. Buller, Peterboro', Ont.
107,736	Otaawa	Montreal	Dredge—Draque	1889	Cornwall, Ont.	76 5	26 2	6 6	130	Montreal General Contracting Co., Ltd., Montreal, Que.
103,375	Otter	Winnipeg	Schr—Glt	1891	Fort Alexander, Man.	36 4	11 5	3 3	10	Robert Henderson, Fort Alexander, Man.
94,954	Otto	Victoria	Schr—Glt	1889	Mahone Bay, N.S.	71 3	23 5	9 2	86	Victoria Sealing Co., Ltd., Victoria, B.C.
116,679	Ouida	St. Andrews	Sloop	1896	West Isles, N.B.	37 7	13 0	5 0	17	Connors Bros., Ltd., Black's Harbour, N.B.
88,318	Our Maul	Quebec	Schr—Glt	1885	Little Metis, Que.	61 6	17 0	6 0	30	Geo. Dechene, Grand Metis, Que.
116,206	Outlook	Charlottetown	Schr—Glt	1903	Souris, P.E.I.	44 0	13 0	6 2	21	Hugh Jackson, Murray Harbour, P.E.I.
130,656	P. A. L.	Chatham, N.B.	Schr—Glt	1911	Caracquet, N.B.	38 0	14 0	6 0	17	Mrs. Sarah LeBouthillier, Caracquet, N.B.
126,429	P. A. No. 1.	Vancouver	Scow—Chd	1909	New Westminster, B.C.	51 0	22 0	6 0	40	Gulf of Georgia Towing Co., Ltd., Vancouver, B.C.
130,306	P. A. No. 3.	Vancouver	Scow—Chd	1910	New Westminster, B.C.	62 6	26 1	5 5	82	Wilfrid F. Brougham, Vancouver, B.C.
130,307	P. A. No. 4	Vancouver	Scow—Chd	1910	North Vancouver, B.C.	73 4	28 2	6 7	125	Gulf of Georgia Towing Co., Ltd., Vancouver, B.C.
126,382	P. B. & Co. No. 1.	Quebec	Barge—Chd	1908	St. Thomas, Que.	139 0	30 0	7 3	245	Price Brothers & Co., Ltd., Quebec, Que.
126,383	P. B. & Co. No. 2.	Quebec	Barge—Chd	1908	St. Thomas, Que.	130 0	30 0	7 3	215	Price Brothers & Co., Ltd., Quebec, Que.
130,691	P. D. C. 2.	New Westminster	Dredge—Draque	1909	New Westminster, B.C.	67 0	23 5	5 3	157	J. W. Pike, New Westminster, B.C.
130,863	P. D. C. 3.	New Westminster	Dredge—Draque	1908	New Westminster, B.C.	66 0	17 5	5 3	119	Joseph Wm. Pike, New Westminster, B.C.
130,864	P. D. C. 4.	New Westminster	Dredge—Draque	1909	New Westminster, B.C.	85 0	32 5	6 5	338	Joseph Wm. Pike, New Westminster, B.C.
130,492	P. D. C. 5.	New Westminster	Dredge—Draque	1911	New Westminster, B.C.	71 3	19 7	6 0	149	Joseph Wm. Pike, New Westminster, B.C.
126,497	P. L. S. No. 1.	Montreal	Scow—Chd	1905	Montreal, Que.	98 5	30 6	6 6	174	Traill Lyall, M.O., Montreal, Que.
126,498	P. L. S. No. 2.	Montreal	Scow—Chd	1905	Montreal, Que.	88 5	26 5	6 6	134	Traill Lyall, M.O., Montreal, Que.
126,499	P. L. S. No. 3.	Montreal	Scow—Chd	1904	Montreal, Que.	79 2	20 6	5 0	72	Traill Lyall, M.O., Montreal, Que.
126,500	P. L. S. No. 4.	Montreal	Scow—Chd	1904	Montreal, Que.	78 8	20 8	5 0	72	Traill Lyall, M.O., Montreal, Que.
126,921	P. M.	Quebec	Sloop	1909	L'Islet, Que.	43 7	15 9	4 8	17	Phydine Moreau, L'Islet, Que.
130,602	P. R. & G. Co. 17.	Victoria	Barge—Chd	1911	Victoria, B.C.	88 8	30 1	8 0	174	Producers' Rock and Gravel Co., Ltd., Victoria, B.C.

ALPHABETICAL LIST of Canadian Registered Sailing Vessels on Registry Books, &c.—Continued.

LISTE ALPHABÉTIQUE des navires à voiles canadiens inscrits sur les registres, etc.—Suite.

Official Number. Numéro officiel.	Name of Ship. Nom du navire.	Port of Registry. Port d'enregistrement.	Rig. Gréement	Built—Constructé en	Where built. Lieu de construction.	Length in feet and 10ths. Longueur en pieds et 10 ^{es} .	Breadth in feet and 10ths. Largeur en pieds et 10 ^{es} .	Depth in feet and 10ths. Profondeur en pieds et 10 ^{es} .	Registered Tonnage. Tonnage enregistré.	Owner or Managing Owner, and Address. Armateur ou propriétaire géant, et adresse.
131,157	P. S. B. 6.	Vancouver.	Scow—Chd.	1909	Vancouver, B.C.	89 0	32 0	7 4	202	The Progressive Steamboat Co., Ltd. Vancouver B.C.
126,637	P. S. B. Co., No. 1.	Vancouver.	Scow—Chd.	1910	Vancouver, B.C.	74 0	30 2	7 2	151	The Progressive Steamboat Co., Ltd., Vancouver, B.C.
131,038	P. S. B. & D. Co., Dredge No. 1.	Vancouver.	Dredge—Dragne	...	Seattle, Wash., U.S.A.	119 0	31 2	8 7	484	West Coast Bridge & Dredging Co., Ltd., Vancouver, B.C.
133,705	P. S. B. Co. No. 2.	Vancouver.	Scow—Chd.	1910	North Vancouver, B.C.	81 5	29 8	7 7	180	The Progressive Steamboat Co., Ltd., Vancouver, B.C.
133,706	P. S. B. Co. No. 5.	Vancouver.	Scow—Chd.	1910	Vancouver, B.C.	82 8	30 1	7 7	177	The Progressive Steamboat Co., Ltd., Vancouver, B.C.
112,257	P. S. Co. I.	Vancouver.	Scow—Chd.	1903	Vancouver, B.C.	45 0	15 6	3 8	22	Packers' Steamship Co., Ltd., Van- couver, B.C.
112,258	P. S. Co. II.	Vancouver.	Scow—Chd.	1903	Vancouver, B.C.	46 3	15 6	3 8	22	Packers' Steamship Co., Ltd., Van- couver, B.C.
112,259	P. S. Co. III.	Vancouver.	Scow—Chd.	1903	Vancouver, B.C.	52 5	17 2	4 1	43	Packers' Steamship Co., Ltd., Van- couver, B.C.
116,421	P. S. Co. IV.	Vancouver.	Scow—Chd.	1903	Vancouver, B.C.	49 7	16 2	4 2	27	Packers' Steamship Co., Ltd., Van- couver, B.C.
116,422	P. S. Co. V.	Vancouver.	Scow—Chd.	1903	Vancouver, B.C.	51 0	18 2	4 2	33	Packers' Steamship Co., Ltd., Van- couver, B.C.
116,423	P. S. Co. VI.	Vancouver.	Scow—Chd.	1903	Vancouver, B.C.	42 0	16 1	4 2	23	Packers' Steamship Co., Ltd., Van- couver, B.C.
116,426	P. S. Co. VII.	Vancouver.	Scow—Chd.	1903	Vancouver, B.C.	48 0	16 1	4 1	25	Packers' Steamship Co., Ltd., Van- couver, B.C.
116,427	P. S. Co. VIII.	Vancouver.	Scow—Chd.	1903	Vancouver, B.C.	42 1	16 1	4 1	20	Packers' Steamship Co., Ltd., Van- couver, B.C.
116,428	P. S. Co. IX.	Vancouver.	Scow—Chd.	1903	Vancouver, B.C.	55 0	18 1	4 1	52	Packers' Steamship Co., Ltd., Van- couver, B.C.

SESSIONAL PAPER No. 216

116,429	P. S. Co. X.	Vanconver	Scow—Chd	1903	New Westminster, B.C.	50 0	16 0	4 0	29	Packers' Steamship Co., Ltd., Vancouver, B.C.
116,430	P. S. Co. XI.	Vanconver	Scow—Chd	1903	New Westminster, B.C.	50 0	16 0	4 0	29	Packers' Steamship Co., Ltd., Vancouver, B.C.
116,431	P. S. Co. XII.	Vanconver	Scow—Chd	1903	New Westminster, B.C.	50 0	16 0	4 0	29	Packers' Steamship Co., Ltd., Vancouver, B.C.
116,432	P. S. Co. XIII.	Vanconver	Scow—Chd	1903	New Westminster, B.C.	50 0	16 0	4 0	29	Packers' Steamship Co., Ltd., Vancouver, B.C.
116,433	P. S. Co. XIV.	Vanconver	Scow—Chd	1903	New Westminster, B.C.	50 0	16 0	4 0	29	Packers' Steamship Co., Ltd., Vancouver, B.C.
116,434	P. S. Co. XV.	Vanconver	Scow—Chd	1903	New Westminster, B.C.	56 0	17 0	4 1	35	Packers' Steamship Co., Ltd., Vancouver, B.C.
116,435	P. S. Co. XVI.	Vanconver	Scow—Chd	1903	New Westminster, B.C.	55 0	17 0	4 1	35	Packers' Steamship Co., Ltd., Vancouver, B.C.
116,436	P. S. Co. XVII.	Vanconver	Scow—Chd	1903	New Westminster, B.C.	60 0	18 0	4 2	42	Packers' Steamship Co., Ltd., Vancouver, B.C.
116,437	P. S. Co. XVIII.	Vanconver	Scow—Chd	1903	New Westminster, B.C.	60 0	18 0	4 2	42	Packers' Steamship Co., Ltd., Vancouver, B.C.
116,461	P. S. Co. XIX.	Vanconver	Scow—Chd	1902	Vancouver, B.C.	75 2	28 0	6 0	101	Packers' Steamship Co., Ltd., Vancouver, B.C.
130,919	P. S. Co. XX.	Vancouver	Scow—Chd	1912	North Vancouver, B.C.	61 0	23 6	3 9	79	Packers' Steamship Co., Ltd., Vancouver, B.C.
130,249	P. W. D. No. 7.	Liverpool	Dredge—Drague	1872	Scotland, G. B.	130 0	20 0	11 0	47	The Minister of Public Works, Ottawa, Ont.
*131,123	P. W. D. No. 109.	Ottawa	Dredge—Drague	1905	Duluth, Minn., U.S.A.	133 6	43 4	8 7	765	The Minister of Public Works, Ottawa, Ont.
131,128	P. W. D. No. 110.	Ottawa	Dredge—Drague	1896	Kingston, Ont.	109 4	40 6	8 4	458	The Minister of Public Works, Ottawa, Ont.
131,129	P. W. D. No. 116.	Ottawa	Dredge—Drague	1904	Sorel, Que.	31 0	34 3	8 2	376	The Minister of Public Works, Ottawa, Ont.
107,633	P. Co. No. 1.	New Westminster	Barge—Chd	1898	New Westminster, B.C.	60 0	14 0	3 0	23	Jas. D. Burn, M.O., New Westminster, B.C.
107,634	P. Co. No. 2.	New Westminster	Barge—Chd	1899	New Westminster, B.C.	60 0	11 0	3 0	23	Jas. D. Burn, M.O., New Westminster, B.C.
111,815	P. No. 3.	Vancouver	Scow—Chd	1899	Vancouver, B.C.	48 0	18 0	4 0	29	Robert D. Paterson, Vancouver, B.C.
100,904	P. T. S.	Chatham, N.B.	Schr—Glt	1892	Caracquet, N.B.	34 0	12 3	4 6	11	Jos. N. LeFoullhier, Caracquet, N.B.
111,573	P. B. Locke.	Toronto	Schr—Glt	1888	Toledo, Ohio, U.S.A.	131 3	26 0	11 1	305	Point Anne Quarries, Ltd., Toronto, Ont.
61,979	P. C. Hill.	Halifax	Schr—Glt	1870	Jeddore, N.S.	45 0	15 6	6 2	26	Philip Young, Pictouwick, N.S.
131,067	P. C. Mason.	Launenburg	Schr—Glt	1909	Launenburg, N.S.	42 8	10 6	5 2	11	Phineas Mason and Charles Mason, Jr., Eastern Point, N.S.
88,298	P. Cormier.	Quebec	Barge—Chd	1884	St. Michel d'Yamaska, Que.	105 3	22 3	8 0	142	Mrs. Jeanne C. Cormier, Sorel, Que.
66,060	P. Fortin.	Quebec	Schr—Glt	1872	St. Anne-des-Monts, Que.	70 0	29 5	9 7	79	Wenceslas Taché, St. Ironeé, Que.

* Foreign name "Industry."

ALPHABETICAL LIST of Canadian Registered Sailing Vessels on Registry Books, &c.—Continued.

LISTE ALPHABÉTIQUE des navires à voiles canadiens inscrits sur les registres, etc.—Suite.

Official Number. Numéro officiel.	Name of Ship. Nom du navire.	Port of Registry. Port d'enregistrement.	Rig. Gréement.	Built— Constructé en	Where Built. Lieu de construction.	Length in feet and 10ths. Longueur en pieds et 10es.	Breadth in feet and 10ths. Largeur en pieds et 10es.	Depth in feet and 10ths. Profondeur en pieds et 10es.	Registered Tonnage. Tonnage enregistré.	Owner or Managing Owner, and Address. Armateur ou propriétaire gérant, et adresse.
111,866	P. Whelan.....	Ottawa.....	Barge—Chd.....	1902	Hull, Que.....	108 5	23 6	8 0	146	The Ottawa Transportation Co., Ltd., Ottawa, Ont.
111,639	Pacific.....	Lunenburg.....	Schr—Glt.....	1901	Shelburne, N.S.....	86 0	24 0	9 2	99	Robert Murray, M.O., Port Richmond, N.S.
.....	Pacific.....	Montreal.....	Barge—Chd.....	1873	Yamaska, Que.....	104 8	22 8	9 2	171	Louis Delisle, Valleyfield, Que.
100,515	Packet.....	Parrsboro'.....	Schr—Glt.....	1892	Spencer's Island, N.S.....	66 1	21 1	7 3	49	Geo. M. Reid, Harvey, N.B., and Isaac C. Prescott of Albert, N.B.
†130,510	Padlox.....	Shelburne.....	Schr—Glt.....	1872	Bath, Maine, U.S.A.....	58 8	17 4	6 0	32	The Lockport Cold Storage Co., Ltd., Lockport, N.S.
80,889	Paikhan.....	St. Andrews.....	Schr—Glt.....	Isle Haute, Me., U.S.A.....	31 0	10 0	4 8	9	T. H. Smith, West Isles, N.B.
94,890	Palais Flottant.....	Montreal.....	Scow—Chd.....	1886	Sorel, Que.....	47 2	15 6	2 2	26	Wm. Paul, Sorel, Que.
111,642	Palatia.....	Lunenburg.....	Schr—Glt.....	1901	Lunenburg, N.S.....	89 6	24 0	9 7	95	Wm. Arenburg, M.O., Lunenburg, N.S.
100,297	Palma.....	Chatham, N.B.....	Schr—Glt.....	1892	Shippigan, N.B.....	36 9	13 3	4 6	14	Thos. Ahier, Shippigan, N.B.
111,725	Palmetto.....	Barrington.....	Schr—Glt.....	1901	La Have, N.S.....	89 0	24 6	9 5	98	Mrs. Lisette Anderson, Clarke's Harbour, N.S.
92,724	Paloma.....	Toronto.....	Barge—Chd.....	1885	Eobeygeon, Ont.....	99 0	22 7	5 6	122	Trent Valley Navigation Co., Ltd., Eobeygeon, Ont.
126,025	Pan Jam.....	Sydney, N.S.....	Scow—Chd.....	1907	North Sydney, N.S.....	101 4	28 2	6 8	41	The Dominion Coal Co., Ltd., Sydney, N.S.
100,246	Panchita.....	Halifax.....	Schr—Glt.....	1866	San Felin, Spain.....	97 5	25 6	13 9	252	The Dominion Coal Co., Ltd., Glace Bay, N.S.
100,078	Pandora.....	St. John, N.B.....	Schr—Glt.....	1891	Greenwich, N.B.....	83 6	27 0	7 3	98	Millage Kinnie, et al., Waterside, N.B.

†Formerly "Romance."

SESSIONAL PAPER No. 21b

100,241 Pausy	Halifax	Schr—Glt	1894 Mahone Bay, N.S.	47 6	16 8	6 8	32 Wm. Kennedy, M.O., Bay of Islands, Nfld.
* 72,316 Pausy	Parishore	Schr—Glt	{ 1877 } Canning, N.S.	73 8	26 3	6 8	76 T. M. Dodsworth, Parrshore, N.S.
126,760 Paradis	Montreal	Sloop	1907 Lothbiniere, Que.	75 0	17 9	4 3	42 Alphonse Hamel, St. Jean Deschail- lons, Que.
112,362 Paradise Lost	Toronto	Scow—Chd	1907 Brockville, Ont.	70 0	20 3	4 0	44 Roger Miller & Sons, Ltd., Toronto, Ont.
41,923 Paragon	Liverpool	Schr—Glt	1853 Port Medway, N.S.	56 5	17 2	6 9	35 Wm. Gosbee, Canso, N.S.
112,113 Parana	Louenbourg	Schr—Glt	1903 La Have, N.S.	92 6	24 5	9 4	99 Wm. R. Longmire, et al., Bridgetown, N.S.
100,996 Parisian	Chatham, N.B.	Schr—Glt	1889 Shipigan, N.B.	31 0	12 6	4 1	10 Jos. W. Boudreau, M.O., Elm Tree, N.B.
107,403 Parisien	Montreal	Sloop	1898 St. Thomas de Pierreville, Que.	85 6	19 9	5 0	65 Aime Gervais, St. Michel d'Yanaska, Que.
90,615 Parlee	Moncton	Schr—Glt	1855 Badesport, Me., U.S.A.	96 9	25 2	8 5	124 John Cullinan, M.O., St. John, N.B.
90,877 Partridge	Yarmouth	Schr—Glt	1887 Shuico Point, N.S.	64 5	19 6	7 5	47 Joseph Goicoteira, Archaat, N.S.
.....	Montreal	Barge—Chd	1861 St. Bonaventure, Que.	86 4	22 6	5 7	74 F. Labelle, Sorel, Que.
107,533 Pastime	St. John, N.B.	Sloop	1897 St. John, N.B.	21 3	8 6	2 7	3 E. D. N. Sears, St. John, N.B.
100,776 Patrick	Chatham, N.B.	Schr—Glt	1890 Caraquet, N.B.	36 0	12 2	5 0	11 P. Rivo, Caraquet, N. B.
100,187 Patriot	Montreal	Sloop	1891 Pierreville, Que.	93 4	22 2	5 5	90 Fredrick Lamirande, Wickham West, Que.
94,857 Patriot	Port Hawkesbury	Schr—Glt	1890 Advocate, N.S.	84 5	23 1	7 8	97 John Murphy, Louisburg, N.S.
.....	Montreal	Barge—Chd	1873 Yanaska, Que.	102 8	21 5	6 6	97 J. B. St. Jean, Sorel, Que.
124,580 Paul V.	Port Hawkesbury	Schr—Glt	1911 Pleasant Bay, N.S.	43 8	12 2	6 7	14 Paul V. Boudreau, Cheticamp, N.S.
130,671 Paulino I.	Louenbourg	Schr—Glt	1906 Little Tancook, N.S.	43 6	10 8	6 6	15 Harold Ernst, Lunenburg, N.S.
107,317 Pearl	Halifax	Schr—Glt	1899 Wine Harbour, N.S.	48 8	15 5	6 7	30 Lewis Murphy, Pleasant Harbour, N.S.
112,125 Pearl	Louenbourg	Schr—Glt	1903 La Have, N.S.	38 4	13 5	5 8	14 Michael Kinch and Parnimus Lewis, Alberton, P.E.I.
100,723 Pearl	Montreal	Carboat	1887 Bristol, Que.	15 6	7 6	2 0	1 Wm. G. Ross, Montreal, Que.
96,755 Pearl	St. John, N. B.	Schr—Glt	1889 Rexton, N.B.	62 6	22 6	6 1	55 Henry G. McDougall, St. George, N.B.
130,727 Pearl Beatrice H.	Louenbourg	Schr—Glt	1911 Tancook, N.S.	56 2	14 0	7 6	32 William Hubley, M.O., Indian Har- bour, N.S.
111,414 Pearl Eveline	Louenbourg	Schr—Glt	1900 Shelburne, N.S.	100 0	25 0	9 7	99 A. S. Rendell, St. John's, Nfld.
88,215 Peep O'Day	Halifax	Schr—Glt	1878 Dover, N.S.	39 8	12 5	6 0	12 A. Publicover, Dover, N.S.

* Formerly "Sultan."

ALPHABETICAL LIST of Canadian Registered Sailing Vessels on Registry Books, &c.—Continued.

LISTE ALPHABÉTIQUE des navires à voiles canadiens inscrits sur les registres, etc.—Suite.

Official Number. Numéro officiel.	Name of Ship. Nom du navire.	Port of Registry. Port d'enregistrement.	Rig. Gréement.	Built—Construct en	Where Built. Lieu de construction.	Length in feet and 10ths. Longeur en pieds et 10 ^{es} .	Breadth in feet and 10ths. Largeur en pieds et 10 ^{es} .	Depth in feet and 10ths. Profondeur en pieds et 10 ^{es} .	Registered Tonnage. Tonnage enregistré.	Owner or Managing Owner, and Address. Armateur ou propriétaire géant, et adresse.
111,712	Pearless.....	Lunenburg.....	Schr—Glt.....	1901	Lunenburg, N.S.....	90 6	24 8	9 5	69	M. P. Canacho, sr., Georgetown, Demerara, B. W. I.
103,778	Pelican.....	Chatham, N.B.....	Schr—Glt.....	1897	Shippigan, N.B.....	35 7	12 3	5 2	13	Wm. Frung & Co, Ltd., Jersey, C.I.
103,994	Pelican.....	St. Andrews.....	Sloop.....	1896	Meteghan, N.S.....	40 6	14 5	7 0	21	James A. Calder, Campo Bello, N.B.
116,930	Pelly.....	Victoria.....	Barge—Chd.....	1905	White Horse, Y.T.....	106 0	34 3	5 5	163	British Yukon Navigation Co., Ltd., Vancouver, B.C.
126,192	Peltier.....	Windsor, Ont.....	Dredge—Drague.....	1906	Sandwich, Ont.....	93 0	28 0	8 5	257	The Windsor Dredging Co., Ltd., Windsor, Ont.
130,246	Peppewell.....	Liverpool.....	Dredge—Drague.....	1911	Liverpool, N.S.....	60 4	30 0	5 8	152	Atlantic Dredging Co., Ltd., Lunenburg, N.S.
126,037	Percy C.....	Liverpool.....	Schr—Glt.....	1909	Liverpool, N.S.....	91 0	23 7	9 9	99	McClean Co., Ltd., Liverpool, N.S.
126,589	Percival S. Parks.....	Lunenburg.....	Schr—Glt.....	1910	LaHave, N.S.....	96 8	25 6	10 6	109	Simon Parks, M.O., LaHave, N.S.
103,747	Perfect.....	Halifax.....	Schr—Glt.....	1896	La Have, N.S.....	64 3	20 8	7 8	54	Andrew King, Halifax, N.S.
92,518	Peril.....	St. Andrews.....	Schr—Glt.....	1888	Pennfield, N.B.....	37 0	12 9	5 3	18	Charles A. Wadlin, et al., J. O., Beaver Harbour, N.B.
61,410	Perseverance.....	Chatham, N.B.....	Schr—Glt.....	1871	Shippigan, N.B.....	39 1	12 9	5 1	14	Malcolm McPhail, Wellington, N.B.
116,745	Perseverance.....	Halifax.....	Schr—Glt.....	1905	Mahone Bay, N.S.....	43 4	12 3	5 8	12	E. F. Shaftord, et al., Indian Harbour, N.S.
85,451	Perseverance.....	Quebec.....	Schr—Glt.....	1877	Ste. Croix, Que.....	65 8	20 6	5 8	48	Hermenegildo Caron, Tadoussac, Que.
103,122	Perseverance.....	St. Andrews.....	Schr—Glt.....	1895	St. Patrick, N.B.....	48 6	16 9	4 8	21	Samuel A. Akerly, Pennfield, N.B.

ALPHABETICAL LIST of Canadian Registered Sailing Vessels on Registry Books, &c.—Continued.

LISTE ALPHABÉTIQUE des navires à voiles canadiens inscrits sur les registres, etc.—Suite.

Official Number. Numéro off. ciel.	Name of Ship. Nom du navire.	Port of Registry. Port d'enregistrement.	Rig. Grément.	Built—Construct en	Where Built. Lieu de construction.	Length in feet and 10ths. Longueur en pieds et 10es.	Breadth in feet and 10ths. Largeur en pieds et 10es.	Depth in feet and 10ths. Profondeur en pieds et 10es.	Registered Tonnage. Tonnage enregistré.	Owner or Managing Owner, and Address. Armateur ou propriétaire gérant, et adresse.
130,568	Phoebe M.	Lunenburg	Schr—Glt	1910	Tancook, N.S.	40 6	10 8	5 6	12	David Morash, M.O., West Dover, N.S.
75,445	Phoenix	Gaspé	Schr—Glt	1880	Esquimaux Point, Que.	45 5	17 1	6 9	28	Placide Vigneau, Esquimaux Point, Que.
78,049	Pholine	Chatham, N.B.	Schr—Glt	1880	Buctouche, N.B.	49 0	15 2	6 5	26	Frank X. Lagere, Shediac, N.B.
130,828	Plyllis L. Westhaver	Lunenburg	Schr—Glt	1912	Lunenburg, N.S.	106 8	26 3	10 4	99	Mablon Rodenhiser, M.O., Lunen- burg, N.S.
107,329	Picua	Halifax	Sloop	1890	East Boston, Mass., U.S.A.	34 8	11 0	5 2	9	H. H. Bligh, M.O., Halifax, N.S.
121,947	Pie X.	Sorel	Sloop	1907	Yamaska, Que.	109 1	23 3	7 8	130	Adelard Bandet, St. Jean des Chail- lons, Que.
74,201	Pierreville	Montreal	Sloop	1874	St. Thomas de Pierre- ville, Que.	105 3	23 3	7 7	120	Arsène Charland, Sorel, Que.
103,663	Pike	Ottawa	Barge—Chd	1895	Kippewa, Que.	53 8	13 2	4 2	17	Alex. Lumsden, Ottawa, Ont.
72,593	Pilot	Kingston	Schr—Glt	1866	Wilson, N.Y., U.S.A.	63 0	15 5	5 8	34	James Mahoney, Kingston, Ont.
92,484	Pilot	Windsor, N.S.	Sloop	1873	Cornwallis, N.S.	41 0	12 0	4 9	14	Samuel Bigelow, Canning, N.S.
92,995	Pioneer	Sydney, N.S.	Schr—Glt	1887	Little Bras d'Or, N.S.	36 0	11 6	5 2	9	Fred. Richard, Little Bras d'Or, N.S.
126,520	Pioneer No. 1	Victoria	Barge—Chd	1910	Chemains, B.C.	110 0	40 5	8 5	399	The Victoria Lumber & Manufactur- ing Co., Ltd., Chemains, B.C.
35,687	Planet	Liverpool	Schr—Glt	1848	Port Medway, N.S.	47 4	15 7	7 1	29	H. B. Mitchell, Chester, N.S.
85,641	Pleroma	Lunenburg	Schr—Glt	1883	Mahone Bay, N.S.	81 5	24 4	9 3 ²	95	A. D. Jacobs, et al., Montego Bay, Jamaica, B.W.I.

SESSIONAL PAPER No. 21b

80,801	Plymouth.....	Windsor, N.S.....	Blk—Bq.....	1879	Hantsport, N.S.....	198 0	40 0	23 3	1312	Gypsum Packet Co., Ltd., Windsor, N.S.
131,076	Plymouth Rock.....	Lunenburg.....	Schr—Glt.....	1912	Tancock, N.S.....	48 0	13 5	7 0	24	Otis Scott, M.O., East Dover, N.S.
66,747	Polar Star.....	Charlottetown.....	Schr—Glt.....	(1875 1898)	Brooklyn, N.S.....	73 6	22 2	8 2	76	Chas. Lyons, Charlottetown, P.E.I.
88,437	Polar Star.....	Halifax.....	Schr—Glt.....	1884	Sherbrooke, N.S.....	49 5	17 1	7 2	29	Jas. McConnell, Port Hillford, N.S.
107,345	Pollywog.....	Halifax.....	Sloop.....	1899	Dartmouth, N.S.....	23 7	6 5	3 4	2	Frederick H. Waghorn, Halifax, N.S.
102,822	Poltaaloe.....	Victoria.....	Blk—Bq.....	1895	Belfast, G.B.....	281 4	42 0	24 4	2139	Ship Poltaloch Co., Ltd., Victoria, B.C.
107,732	Pontiac.....	Kingston.....	Dredge—Drague.....	1890	Morrisburg, Ont.....	82 7	26 0	6 8	135	W. J. Poupore, Montreal, Que.
103,487	Pontiac.....	Ottawa.....	Barge—Chd.....	1889	Buckingham, Que.....	51 0	18 7	4 4	33	W. J. Poupore, Montreal, Que.
126,844	Ponton No. 1.....	Quebec.....	Scow—Chd.....	1910	Levis, Que.....	99 3	49 2	6 5	293	Levis Ferry Ltd., Levis, Que.
126,845	Ponton No. 2.....	Quebec.....	Scow—Chd.....	1910	Levis, Que.....	99 3	49 1	6 5	291	Levis Ferry Ltd., Levis, Que.
83,473	Porpoise.....	St. Andrews.....	Schr—Glt.....	1860	Labee, Me., U.S.A.....	52 7	17 8	6 0	32	Samuel A. Akorley, Penfield, N.B.
83,289	Portsmouth.....	Kingston.....	Barge—Chd.....	(1872 1882)	Kingston, Ont..... Ottawa, Ont.....	108 0	22 8	7 0	126	S. T. Easton, Otaawa, Ont.
122,448	Possuna.....	St. John, N.B.....	Sloop.....	1899	Greenport, N.Y., U.S.A.....	36 5	10 3	5 4	11	Harold B. Robinson, St. John, N.B.
130,701	Powell River No. 1.....	Vancouver.....	Scow—Chd.....	1911	New Westminster, B. C.....	65 8	25 8	6 8	105	Hezekiah Stead, New Westminster, B. C.
80,055	Prescott.....	St. John, N.B.....	Schr—Glt.....	1881	Calais, Me., U.S.A.....	75 0	25 1	6 8	73	The Nova Scotia Lumber Co., Ltd., Walton, N.S.
122,623	Pride of the Fleet.....	Chatham, N.B.....	Schr—Glt.....	1908	Caraque, N.B.....	44 0	14 7	6 5	24	Robb, Jones & Whitman, Ltd., Halifax, N.S.
92,571	Primrose.....	Halifax.....	Schr—Glt.....	1887	Chester, N.S.....	37 8	13 8	6 2	14	Fortne-Cormier, Amherst, M.I., Que.
41,776	Primrose.....	Liverpool.....	Schr—Glt.....	1858	La Have, N.S.....	62 1	17 5	7 2	32	Win. H. Paint, Port Hawkesbury, N.S.
90,875	Primrose.....	Yarmouth.....	Schr—Glt.....	1886	Maitland, N.S.....	53 3	19 3	7 1	34	Ephraim Larkin, Shag Harbour, N.S.
75,714	Princes.....	Yarmouth.....	Schr—Glt.....	1877	Cape St. Mary, N.S.....	38 0	13 4	5 1	10	A. Stephens, Freeport, N.S.
37,005	Prince Consort.....	Charlottetown.....	Schr—Glt.....	1857	Mahone Bay, N.S.....	56 8	18 2	7 4	39	Christopher McDonald, Eoyalston, N.S.
92,663	Prince Edward.....	Ottawa.....	Schr—Glt.....	1887	Summerside, P.E.I.....	47 4	15 0	5 6	18	L. H. McLean, Charlottetown, P.E.I.
125,989	Prince Guy.....	Montreal.....	Dredge—Drague.....	1903	Montreal, Que.....	99 5	35 0	7 2	261	William J. Poupore, Westmount, Que.
125,990	Prince Louis.....	Montreal.....	Dredge—Drague.....	1902	Montreal, Que.....	72 6	38 6	6 6	208	William J. Poupore, Westmount, Que.
126,159	Prince Willie.....	Montreal.....	Dredge—Drague.....	1908	Sorel, Que.....	99 6	35 3	7 1	258	The W. J. Poupore Co., Ltd., Montreal, Que.

ALPHABETICAL LIST of Canadian Registered Sailing Vessels on Registry Books, &c.—Continued.

LISTE ALPHABÉTIQUE des navires à voiles canadiens inscrits sur les registres, etc.—Suite.

Official Number. Numéro officiel.	Name of Ship. Nom du navire.	Port of Registry. Port d'enregistrement.	Rig. Gréement.	Built—Constructé en	Where Built. Lieu de construction.	Length in feet and 10ths. Longueur en pieds et 10 ^{es} .	Breadth in feet and 10ths. Largeur en pieds et 10 ^{es} .	Depth in feet and 10ths. Profondeur en pieds et 10 ^{es} .	Registered Tonnage. Tonnage enregistré.	Owner or Managing Owner, and Address. Armateur ou propriétaire gérant, et adresse.
77,736	Princess	Digby	Schr—Glt	1879	Port Gilbert, N.S.	88 2	25 0	9 4	137	Jonas Morchouse, et al., Brighton, N.S.
100,219	Princess	Halifax	Schr—Glt	1889	Chezzebecook, N.S.	48 1	14 7	5 2	16	John Bollfontaine, Chezzebecook, N.S.
70,282	Princess	Montreal	Barge—Chd	1874	Montreal, Que.	142 0	26 6	10 2	300	Richelieu Ice Co., Ltd., Montreal, Que.
78,044	Princess Louise	Chatham, N.B.	Schr—Glt	1879	Chatham, N.B.	49 0	16 2	6 3	21	R. K. Call, Newcastle, N.B.
172,682	Princess Louise	Vancouver	Barge—Chd	1869	New York, N.Y., U.S.A.	184 0	30 0	13 0	374	Vancouver Dredging & Salvage Co., Ltd., Vancouver, B.C.
116,935	Princess Victoria	Victoria	Schr—Glt	1905	Massett, B.C.	55 0	16 0	6 0	17	Standard Fish & Fertilizer Co., Ltd., Vancouver, B.C.
117,165	Princess of Avon	Windsor, N.S.	Schr—Glt	1907	Horton, N.S.	80 0	24 6	8 8	88	W. C. Balcom Co., Ltd., Horton, N.S.
37,374	Priscilla	Liverpool	Schr—Glt	1847	Gut of Canso, N.S.	37 5	11 4	5 5	18	J. McKinsey, Canso, N.S.
111,509	Priscilla	St. John, N.B.	Schr—Glt	1900	Newcastle, N.B.	81 6	27 0	7 6	102	James R. Granville, M.O., St. John, N.B.
83,265	Prize (The)	Annapolis Royal	Schr—Glt	1885	St. John, N.B.	32 0	10 0	4 4	7	J. B. Templeman, Hampton, N.B.
42,437	Progress	Gaspé	Schr—Glt	1872	Esquimaux Point, Que.	60 8	20 9	8 0	52	Nat. Boudreau, Esquimaux Point, Que.
94,677	Progress	Halifax	Schr—Glt	1889	Spry Bay, N.S.	39 4	12 7	5 6	14	Robert Leslie, Halifax, N.S.
103,977	Progress	Quebec	Schr—Glt	1895	St. Siméon, Que.	64 4	21 0	7 4	56	A. Bellez, St. Siméon, Que.
73,082	Protecteur	Montreal	Barge—Chd	1874	St. Marcel, Que.	102 0	22 4	6 2	101	Moise Robidoux, Yamaska, Que.

† Formerly a steamer.

111,402	Protector	Lunenburg	Schr—Glt	1900	La Have, N.S.	93 2	24 5	9 4	95	Joseph L. Wilson, M.O., Bridgewater, N.S.
96,792	Providence	Chatham, N.B.	Schr—Glt	1889	Shippigan, N.B.	34 3	13 4	4 5	11	Wm. Fruing & Co., Ltd., Jersey, C.I.
96,740	Providence	Chatham, N.B.	Schr—Glt	1890	Caraque, N.B.	38 5	12 4	5 0	13	T. H. Le Bouthillier, Caraque, N.B.
116,974	Providence	Chatham, N.B.	Schr—Glt	1905	Caraque, N.B.	40 4	13 8	5 8	18	M. Jantegne, Caraque, N.B.
74,281	Providence	Montreal	Sloop	1872	St. François, Que.	94 0	22 0	5 4	82	M. Laramie, St. Louis de Bonsecours, Que.
77,588	Providence	Montreal	Sloop	1875	Yamaska, Que.	99 6	23 0	6 4	105	Joseph Laforet, Soré, Que.
100,184	Providence	Montreal	Sloop	1891	Yamaska, Que.	106 1	22 9	7 8	138	J. B. Delormier, Montreal, Que.
69,592	Providence	Quebec	Schr—Glt	1873	Kamouraska, Que.	61 6	18 5	6 6	45	Martial Saingélet, Les Escoumains, Que.
85,461	Providence	Quebec	Schr—Glt	1882	Gentilly, Que.	77 0	22 5	7 0	78	Jean Deshauteurs, Quebec, Que.
103,976	Providence	Quebec	Schr—Glt	1896	St. Siméon, Que.	51 6	16 8	6 5	33	H. N. Lavoue, Bic, Que.
130,838	Province	Port Arthur	Scow—Chd.	1911	Fort William, Ont.	162 0	40 0	10 0	590	The Canadian Towing & Wrecking Co., Ltd., Port Arthur, Ont.
131,001	Provincial No. 1	St. John, N.B.	Dredge—Dragne	1912	St. John, N.B.	70 1	26 6	6 1	168	The Provincial Development Co., Ltd., Beaconsfield, N.B.
80,858	Psyche	Halifax	Sloop	1876	Halifax, N.S.	25 0	7 8	4 0	4	Franklin S. West, Halifax, N.S.
122,266	Pump Scow No. 1	Montreal	Scow—Chd.	1906	Montreal, Que.	49 5	22 8	4 3	79	The Montreal Sand & Gravel Co., Ltd., Montreal, Que.
122,265	Pump Scow No. 2	Montreal	Scow—Chd.	1906	Montreal, Que.	49 8	22 8	4 3	73	The Montreal Sand & Gravel Co., Ltd., Montreal, Que.
126,789	Pyrites	Vancouver	Barge—Chd	1910	North Vancouver, B.C.	89 0	28 2	9 3	207	The Barnett Lighterage Co., Ltd., Barnett, B.C.
103,993	Pythian Knight	St. Andrews	Sloop	1897	Shelburne, N.S.	48 0	15 0	6 0	19	Francis Ingersoll, Grand Manan, N.B.
122,198	Qualla	New Westminster	Barge—Chd	1908	New Westminster, B.C.	96 0	32 0	7 0	188	G. F. Payne, Saturna Island, B.C.
*46,201	Quebec	Montreal	Barge—Chd	1892	Quebec, Que.	90 0	24 5	9 0	133	Prosper Laplante, Lachine, Que.
111,663	Quebec	Montreal	Schr—Glt	1901	Lévis, Que.	206 2	40 0	14 6	989	Montreal Transportation Co., Ltd., Montreal, Que.
.....	Queen	Montreal	Schr—Glt	1867	Rivière du Loup, Que.	103 0	21 6	7 2	149	J. B. Poirier, Lachine, Que.
103,476	Queen Charlotte	Victoria	Schr—Glt	1895	Massett, B.C.	52 0	16 0	5 5	25	A. Brown (Indian), Massett, B.C.
103,474	Queen May	Victoria	Schr—Glt	1895	Victoria, B.C.	43 0	13 0	4 6	19	Clas. Paterson, Nanaimo, B.C.

* Formerly a steamer.

ALPHABETICAL LIST of Canadian Registered Sailing Vessels on Registry Books, &c.—Continued.

LISTE ALPHABÉTIQUE des navires à voiles canadiens inscrits sur les registres, etc.—Suite.

Official Number. Numéro officiel.	Name of Ship. Nom du navire	Port of Registry. Port d'enregistrement.	Rig. Grément.	Built—Constructé en	Where Built. Lieu de construction.	Length in feet and 10ths. Longueur en pieds et 10es.	Breadth in feet and 10ths. Largeur en pieds et 10es.	Depth in feet and 10ths. Profondeur en pieds et 10es.	Registered tonnage. Tonnage enregistré.	Owner or Managing Owner, and Address. Armateur ou propriétaire gérant, et adresse.
100,057	Quetay	St. John, N.B.	Schr—Glt	1891	St. John, N.B.	94 4	26 2	7 5	123	Joseph A. Potter, Plympton, N.S.
88,504	Quick Step	Sydney	Schr—Glt	1883	Lingan, N.S.	40 0	13 0	5 9	15	John P. Shaamon, Whiteside, N.S.
121,682	Quickstep	Yarmouth	Sloop	1904	Clarke's Harbour, N.S.	32 0	10 6	6 0	10	C. Maxwell, Clarke's Harbour, N.S.
131,215	Quincy	Sydney, N.S.	Dredge—Drague		U.S.A.	71 2	30 1	7 7	146	Atlantic Dredging Co., Ltd., Louis- burg, N.S.
126,129	Quinte Chief	Kingston	Drillboat.	1908	Trenton, Ont.	89 6	30 0	6 4	210	Robert Weddell, Trenton, Ont.
107,904	Quoddy Queen	St. Andrews	Sloop	1899	Weymouth, N.S.	32 0	11 6	6 0	13	Charles H. Mathews, L'Ébete, N.B.
122,563	R. M. Co. Dredge	Peterboro	Dredge—Drague	1909	Hastings, Ont	79 0	28 6	6 7	151	The Randolph MacDonald, Co., Ltd., Toronto, Ont.
126,418	R. M. Co. No. 9 (The)	Toronto	Barge—Chd		U.S.A.	125 0	28 0	7 4	230	The Randolph Macdonald Co., Ltd., Toronto, Ont.
130,319	R. M. & S. No. 1	Toronto	Scow—Ch.d	1902	Toronto, Ont.	100 0	28 0	7 5	174	Roger Miller & Sons, Ltd., Toronto, Ont.
130,320	R. M. & S. No. 4	Toronto	Scow—Chd	1912	Toronto, Ont.	100 0	30 0	7 5	187	Roger Miller & Sons, Ltd., Toronto, Ont.
131,081	R. M. & S. No. 5	Toronto	Scow—Chd	1912	Toronto, Ont.	100 0	30 0	7 5	187	Roger Miller & Sons, Ltd., Toronto, Ont.
131,082	R. M. & S. No. 6	Toronto	Scow—Chd	1912	Toronto, Ont.	70 0	24 0	5 5	80	Roger Miller & Sons, Ltd., Toronto, Ont.
131,083	R. M. & S. No. 7	Toronto	Scow—Chd	1912	Toronto, Ont.	62 0	23 0	5 6	78	Roger Miller & Sons, Ltd., Toronto, Ont.

SESSIONAL PAPER No. 21b

*130,317	R. M. & S. Dredge	Toronto	Dredge—Drague	1895	Milwaukee, Wis., U.S.A	74	2	28	9	5	9	122	Roger Miller & Sons, Ltd., Toronto, Ont.
130,315	R. M. & S. Scow	Toronto	Scow—Chd.	1912	Morrisburg, Ont.	70	0	20	2	4	3	44	Roger Miller & Sons, Ltd., Toronto, Ont.
130,316	R. M. & S. Scow	Toronto	Scow—Chd.	1912	Morrisburg, Ont.	70	0	20	2	4	3	44	Roger Miller & Sons, Ltd., Toronto, Ont.
107,564	R. P. S.	Charlottetown	Schr—Glt	1899	Lower Economy, N.S.	70	8	23	0	8	0	74	William F. Wei, Stanley Bridge, P.E.I.
74,064	R. A. Smith	Windsor, Ont.	Scow—Chd.	1877	River Thames, Ont.	40	0	12	6	3	2	11	Horace Bartlett, Sarnia, Ont.
121,881	R. G. Hervey	Yarmouth	Sloop.	1906	Cape Island, N.S.	35	0	11	8	6	0	13	Mrs. Rosanna Neville, Halifax, N.S.
94,847	R. H. Brown	Windsor, Ont.	Schr—Glt	1882	Marine City, Wisconsin, U.S.A.	63	0	17	2	6	2	51	John Cadrette, Belle River, Ont.
130,335	R. J. W.	Chatham, N.B.	Schr—Glt	1911	Carquet, N.B.	47	0	14	6	6	6	26	Robin, Jones & Whitman, Ltd. Halifax, N.S.
122,233	R. H. Milford	Barrington	Sloop.	1907	Clarke's Harbour, N.S.	33	0	11	7	5	6	13	Isaiah S. Newell, Clarke's Harbour, N.S.
122,020	R. L. Blackburn	Ottawa	Barge—Chd.	1907	Hull, Que.	122	1	24	1	8	6	208	The Ottawa Transportation Co., Ltd., Ottawa, Ont.
130,817	R. L. Borden	Lunenburg	Schr—Glt	1911	Liverpool, N.S.	115	4	26	1	10	3	99	Archibald Himmelman, M.O., Rose Bay, N.S.
130,506	R. L. MacKenzie	Shelburne	Schr—Glt	1912	East Jordan, N.S.	56	8	17	6	6	9	33	Ralph MacKenzie, M.O., East Jordan, N.S.
116,049	R. M. Cox	Ottawa	Barge—Chd.	1904	Hull, Que.	112	8	24	0	8	2	168	The Ottawa Transportation Co., Ltd., Ottawa, Ont.
80,669	R. O. Byers	Montreal	Barge—Chd.	1881	Monte Bello, Que.	106	9	22	5	6	8	143	Thomas Gauthier, Montreal, Que.
100,474	R. Beatrice	Charlottetown	Schr—Glt	1892	Mahone Bay, N.S.	41	6	14	4	6	4	19	John Delaney, French River, P.E.I.
92,275	R. Carson	St. John, N.B.	Schr—Glt	1888	St. Martin's, N.B.	80	8	27	2	7	5	39	H. H. Hoar, et al., Hopewell Cape, N.B.
75,235	R. Knight	St. John, N.B.	Schr—Glt	1875	Cambridge, N.B.	67	3	22	0	6	0	47	Enoch Nightingale, Newcastle, N.B.
88,772	R. Lepine	Montreal	Barge—Chd.	1884	Monte Bello, Que.	112	3	22	7	6	2	128	Wm. Owens, Stonefield, Que.
83,279	R. Morrow	Maitland	Blk—Bq.	1889	Maitland, N.S.	194	4	37	6	22	2	1156	Alex. Roy, Maitland, N.S.
92,544	Rachel	Montreal	Barge—Chd.	1887	Yamaska, Que.	108	5	23	0	8	1	149	Jos. Bouvier, St. Roch's, Que.
122,294	Rachel	Prince Albert	Dredge—Drague	1901	Prince Albert, Sask.	108	0	28	0	4	5	145	International Gold Dredging Co., Ltd., Ottawa, Ont.
94,796	Raeburn	Charlottetown	Schr—Glt	1891	Rexton, N.B.	76	4	22	3	8	9	74	Edward Chapman, et al., Beach Point, P.E.I.
122,528	Rainbow	Vancouver	Schr—Glt	1906	Campbell Island, B.C.	51	6	16	2	6	2	41	Fredrick S. Carpenter, Campbell Island, B.C.
116,936	Rainbow	Victoria	Barge—Chd.	1905	Victoria, B.C.	70	0	26	3	3	4	54	The Western Transport Co., Ltd., Nanaimo, B.C.
90,593	Ralph	Lunenburg	Schr—Glt	1885	Petite Rivière, N.S.	60	8	19	7	7	7	51	G. Renaud and A. LeBlanc, Buctouche, N.B.

* Foreign name Dredge No. 2.

ALPHABETICAL LIST of Canadian Registered Sailing Vessels on Registry Books, &c.—Continued.

LISTE ALPHABÉTIQUE des navires à voiles canadiens inscrits sur les registres, etc.—Suite.

Official Number. Nunéro officiel.	Name of Ship. Nom du navire.	Port of Registry. Port d'enregistrement.	Rig. Grément.	Built—Construit en	Where Built. Lieu de construction.	Length in feet and 10ths. Longueur en pieds et 10es.	Breadth in feet and 10ths. Largeur en pieds et 10es.	Depth in feet and 10ths. Profondeur en pieds et 10es.	Registered Tonnage. Tonnage enregistré.	Owner or Managing Owner, and Address. Armateur ou propriétaire géérant, et adresse.
100,820	Ranger	Barrington	Schr—Glt	1895	Barrington, N.S.	36 0	11 6	4 2	11	Andrew Duncan, Clarke's Harbour, N.S.
41,568	Ranger	Gaspé	Schr—Glt	1860	Sandy Beach, Que	55 8	18 0	7 3	42	Joshua Gallant, Grandique, N.B.
	Raoul	Montreal	Barge—Chd	1869	St. Francis, Que	94 8	18 8	5 1	100	Wm. McCaffrey, Ottawa, Ont.
70,283	Rapid	Kingston	Barge—Chd	1874	Quebec, Que	124 5	24 4	9 0	221	The Kingston & Montreal Forwarding Co., Ltd., Kingston, Ont.
85,528	Rapid City	Toronto	Schr—Glt	1884	Bronté, Ont.	70 0	19 4	3 7	37	Matthew Thomas, Toronto, Ont.
103,287	Raven	Chatham, N.B.	Schr—Glt	1895	Shippigan, N.B.	35 0	12 3	4 8	11	T. Abier, Shippigan, N.B.
100,273	Ravola	Windsor, N.S.	Schr—Glt	1892	Salmon River, N.S.	88 4	28 0	8 9	123	J. Willard Smith, et al., St. John, N.B.
122,469	Raymond C.	Yarmouth	Sloop	1907	Cape Island, N.S.	33 0	11 0	6 0	11	Robert L. Newell, Cape Island, N.S.
103,900	Razzle Dazzle	New Westminster	Barge—Chd	1893	Idaho, U.S.A.	56 9	14 0	2 8	18	W. S. Kane, Kaslo, B.C.
‡ 122,596	Ready Now	St. Andrews	Schr—Glt	1859	Boston, Mass., U.S.A.	50 5	15 8	5 8	18	Simon Brown, Campobello, N.B.
72,960	Red Bird	St. Catharines	Scow—Chd	1870	Hamilton, Ont.	64 6	17 3	4 4	39	H. Minnes, Welland, Ont.
96,888	Red Island	Ottawa	Light-Ship			102 0	22 0	10 6	152	The Minister of Marine and Fisheries, Ottawa, Ont.
103,272	Red Weasel	Chatham, N.B.	Schr—Glt	1893	Tracadie, N.B.	35 2	12 0	4 8	11	J. Young, Tracadie, N.B.
100,775	Redgauntlet	Chatham, N.B.	Schr—Glt	1890	Caracquet, N.B.	35 5	12 0	4 6	11	P. Rive, Caracquet, N.B.

‡ Foreign name "Effort."

SESSIONAL PAPER No. 216

88, 924	Redoubtable.....	Quebec.....	Schr—Glt.....	1886	St. Alexis, Que.....	64 0	20 4	8 3	67	A. W. Dolbel, Grand Grève, Que.
+ 111,705	Reform.....	Lunenburg.....	Schr—Glt.....	1887	Essex, Mass., U.S.A.....	68 0	19 7	7 6	58	Fred. Zwicker, Mahone, Bay, N.S.
130,674	Reggio P. P.....	Lunenburg.....	Schr—Glt.....	1910	Eastern Point, N.S.....	40 0	10 5	5 6	11	Norman Publicover, Blandford, N.S.
103,735	Regina.....	Parsboro'.....	Schr—Glt.....	1898	Port Greville, N.S.....	76 0	23 7	6 5	74	J. Woods, Green Hill, N.S., and R. Skidmore, Parisboro, N.S.
85,748	Regina.....	Quebec.....	Schr—Glt.....	1883	Ste. Anne des Monts, Que.	71 5	22 4	7 9	79	Pierre Trepannier, Chateau Richer, Que.
103,613	Regina.....	Quebec.....	Sloop.....	1891	Bay St. Paul, Que.....	51 6	18 9	5 0	27	A. Lavote, Bay St. Paul, Que.
122,484	Regina.....	Quebec.....	Schr—Glt.....	1907	St. Fulgence, Que.....	79 8	23 4	7 0	81	Charles Lajoie, M.O., St. Fulgence, Que.
83,133	Regina B.....	Port Hawkesbury.....	Schr—Glt.....	1881	Summerside, N.S.....	77 8	22 4	8 6	81	Isaiah Watts, Port Hood, N.S.
107,059	Reginald R.....	Barrington.....	Sloop.....	1903	Baccaro, N.S.....	43 0	14 8	5 1	16	Allen Atkinson, Cape Island, N.S., and Wm. McMillan, Lockport, N.S.
103,706	Regine.....	Yarmouth.....	Sloop.....	1896	Puabico, N.S.....	35 7	12 5	5 8	10	W. D'Entremont, Pubnico, N.S.
122,038	Regine C.....	Weymouth.....	Schr—Glt.....	1910	Meteghan River, N.S.....	56 0	17 8	7 0	37	Ambrose H. Comeau, Meteghan River, N.S.
90,569	Reindeer.....	Toronto.....	Schr—Glt.....	1886	Port Credit, Ont.....	44 5	13 4	3 6	14	Benjamin B. Lynd, Parkdale, Ont.
42,707	Reine Victoria.....	Quebec.....	Schr—Glt.....	1859	Batiscan, Que.....	96 0	22 5	6 4	87	Omer Lafleur, Ste. Croix, Que.
92,532	Reine des Anges.....	Montreal.....	Sloop.....	1887	Yanaska, Que.....	77 8	22 3	5 7	91	E. Thérien, Ste. Aimé, Que.
77,595	Reine des Anges.....	Quebec.....	Sloop.....	1879	St. Marcel, Que.....	87 5	21 0	5 4	73	A. Hanel, Lotbinière, Que.
116,749	Reliance.....	Halifax.....	Schr—Glt.....	1905	Fanook, N.S.....	43 0	11 8	6 0	14	Geo. Slauwhite, Terrance Bay, N.S.
122,128	Reliance.....	Halifax.....	Schr—Glt.....	1907	Dartmouth, N.S.....	45 0	12 8	5 9	18	Robin, Jones & Whitman, Ltd., Halifax, N.S.
116,337	Reliance.....	Ottawa.....	Barge—Chd.....	1903	Barry's Bay, Ont.....	40 4	11 2	3 0	65	Oncario Corundum Co., Ltd., Ottawa, Ont.
† 84,842	Relief.....	Montreal.....	Barge—Chd.....	1865	Mystic, Conn, U.S.A.....	118 0	29 2	8 9	196	Achille Bernier, Levis, Que.
.....	Relief.....	Montreal.....	Barge—Chd.....	1871	Sorel, One.....	101 1	22 8	7 3	149	M. LaRivière, St. Aimé, Que.
72,985	Relief.....	Wallaceburg.....	Barge—Chd.....	1875	Port Lambton, Ont.....	89 0	19 7	4 0	50	James O'Leary and Geo. W. Downs, Port Lambton, Ont.
103,586	Remus.....	Chatham, N.B.....	Schr—Glt.....	1896	Shippigan, N.B.....	39 3	13 0	5 6	17	W. S. Joggie Co., Ltd., Chatham, N.B.
80,736	Réna.....	Quebec.....	Barge—Chd.....	1876	Ste. Anne de la Parade, Que.	77 7	23 7	6 6	75	Antoine Léveillé, Batiscan, Que.
107,806	Rena F.....	St. John, N.B.....	Sloop.....	1898	Deer Island, N.B.....	38 0	13 5	5 0	12	Melvin Morse, Grand Manan, N.B.
107,785	Rene.....	Ottawa.....	Scow—Chd.....	1895	Hull, Que.....	40 3	16 0	2 6	10	E. G. Laverdure, Ottawa, Ont.

+ Formerly "Humboldt." † Formerly a steamer.

ALPHABETICAL LIST of Canadian Registered Sailing Vessels on Registry Books, &c.—Continued.

LISTE ALPHABÉTIQUE des navires à voiles canadiens inscrits sur les registres, etc.—Suite.

Official Number. Numéro officiel.	Name of Ship. Nom du navire.	Port of Registry. Port d'enregistrement.	Rig. Gréement.	Built—Construct en	Where Built. Lieu de construction.	Length in feet and 10ths. Longueur en pieds et 10 ^{es} .	Breadth in feet and 10ths. Largeur en pieds et 10 ^{es} .	Depth in feet and 10ths. Profondeur en pieds et 10 ^{es} .	Registered Tonnage. Tonnage enregistré.	Owner or Managing Owner, and Address. Armateur ou propriétaire gérant et adresse.
100,952	Replevin.....	Chatham, N.B.....	Schr—Glt.....	1890	Caraquet, N.B.....	36 6	12 3	4 2	16	W. S. Loggie Co., Ltd., Chatham, N. B.
85,588	Reporter.....	St. John, N.B.....	Schr—Glt.....	1883	Wickham, N.B.....	86 0	26 2	7 8	122	R. D. Gilchrist, St. John, N.B.
77,787	Rescue.....	Halifax.....	Schr—Glt.....	1881	East Port Medway, N.S.	42 9	14 6	6 2	20	R. J. Flinn, Halifax, N.S.
83,132	Restless.....	Digby.....	Schr—Glt.....	1881	Vogler's Cove, N.S.....	47 6	16 1	6 5	25	J. Coggins, et al., Westport, N.S.
* 51,671	Restless.....	Montreal.....	Schr—Glt.....	1859	Cleveland, Ohio, U.S.A.	73 0	20 0	8 5	73	C. H. Dodge, Belmont, Ont.
107,547	Reta & Rhoda.....	St. John, N.B.....	Sloop.....	1895	St. John, N.B.....	38 4	13 0	4 0	11	Isaac Newton, Grand Harbour, Grand Manan, N.B.
112,024	Reta S.....	Canso.....	Schr—Glt.....	1903	Queensport, N.S.....	36 6	12 4	6 2	13	William Schrider, Canso, N.S.
111,521	Retta E.....	Digby.....	Schr—Glt.....	1895	Cape St. Marys, N.S.....	32 5	10 5	5 0	10	John A. Doucette, Cape St. Marys, N.S.
126,114	Revenue.....	Lunenburg.....	Schr—Glt.....	1908	Lunenburg, N.S.....	102 6	26 0	10 5	99	Benjamin Cook, M.O., Rose Bay, N.S.
130,478	Review.....	Lunenburg.....	Schr—Glt.....	1911	La Have, N.S.....	72 0	22 8	9 2	74	J. Norman Rafuse, M.O., Conquerall Bank, N.S.
100,511	Rewa.....	Parrsboro'.....	Schr—Glt.....	1892	Port Greville, N.S.	99 8	28 7	8 8	123	Wm. B. McLean, St. John, N.B.
61,406	Reward.....	Chatham, N. B.....	Schr—Glt.....	1871	Shippigan, N.B.....	36 0	13 1	4 5	11	Joshua Alexander, M.O., Shippigan, N.B.
103,078	Reward.....	Chatham, N.B.....	Schr—Glt.....	1894	Shippigan, N.B.....	37 6	13 0	5 3	13	J. De Grace, Shippigan, N.B.
85,600	Rex.....	St. John, N.B.....	Schr—Glt.....	1883	St. Martins, N.B.....	66 4	22 5	6 8	58	James Hyslop, et al., Albert, N.B.
107,907	Rhoda G.....	St. Andrews.....	Sloop.....	1891	St. John, N.B.....	24 0	9 4	5 6	8	Hantford Small, Grand Manan, N.B.

* Foreign name "Dream."

SESSIONAL PAPER No. 21b

92,320	Rialto.....	Shelburne.....	Schr—Glt.....	1888	Liverpool, N.S.....	60 0	20 0	7 5	46	Arthur Campbell, St. Anns, N.S.
37,172	Richard Simonds.....	St. John, N. B.....	Schr—Glt.....	1861	Portland, N.B.....	70 2	19 8	7 5	45	Jos. L. Cleveland, Margaretsville, N.S.
130,661	Riechibucto Pearl.....	Riechibucto.....	Schr—Glt.....	1911	Peter's Mills, N. B.....	35 0	11 0	5 0	12	Clovis Mazroll and Thadé Arsenault, Peter's Mills, N.B.
72,059	Richmond Queen.....	Halifax.....	Schr—Glt.....	1877	Little River, N.S.....	35 4	16 7	15 3	37	Arsene Doucet, Grand Etang, N.S.
100,932	Rideau.....	Ottawa.....	Dredge—Draque.....	1889	Welland, Ont.....	70 8	25 4	4 4	137	The Minister of Railways and Canals, Ottawa, Ont.
130,561	Right Away.....	Lunenburg.....	Schr—Glt.....	1911	Tancook, N.S.....	45 0	13 3	6 8	21	Donahin Fisheries, Ltd., Halifax, N.S.
100,588	Riley.....	Montreal.....	Barge—Ohd.....	1891	Yamaska, Que.....	127 6	23 0	10 0	245	Canadian Forwarding & Export Co., Ltd., Montreal, Que.
122,466	Billa May.....	Yarmouth.....	Sloop.....	1907	Cape Island, N.S.....	33 6	11 3	6 0	12	Levi J. Nickerson, Cape Island, N.S.
75,763	Ripple.....	Arichat.....	Schr—Glt.....	1877	Port Medway, N.S.....	39 4	15 2	5 3	17	Daniel McDonald, Fort Richmond, N.S.
48,358	Ripple.....	Guy'sboro'.....	Schr—Glt.....	1864	Indian Harbour, N.S.....	46 0	15 0	5 5	21	W. R. Outler, Arichat, N.S.
107,537	Ripple.....	St. John, N. B.....	Schr—Glt.....	1898	Canning, N. B.....	56 9	21 3	5 7	41	A. E. Flower, Canning, N.B.
112,224	Ripple.....	St. John, N. B.....	Sloop.....	1902	St. Martin's, N.B.....	36 0	15 4	5 3	13	Thos. Carson, St. John, N.B.
75,591	Rise & Co.....	St. Andrews.....	Schr—Glt.....	1877	Clare, N.S.....	43 0	14 9	5 1	16	W. O'Brien, Campo Bello, N.B.
75,575	Rising Dawn.....	Lunenburg.....	Schr—Glt.....	1877	La Have, N.S.....	42 0	15 0	5 4	18	Leonnel Richardson, Indian Harbour, N.S.
96,906	Rising Sun.....	Halifax.....	Schr—Glt.....	1891	Chezetcook, N.S.....	47 3	17 4	6 5	28	R. Christian, Prospect, N.S.
97,191	Rita.....	Clatham, N. B.....	Schr—Glt.....	1890	Caracquet, N.B.....	35 4	12 3	5 0	12	Robin, Jones & Whitman, Ltd., Halifax, N.S.
103,344	Rita.....	Montreal.....	Sloop.....	1863	Laehine, Que.....	33 0	10 1	3 3	5	H. W. Albro, Megantic, Que.
59,462	Rival.....	Halifax.....	Schr—Glt.....	1870	La Have, N.S.....	42 4	14 8	6 0	20	Henry Faulkner, Jeddore, N.S.
88,223	River Belle.....	Halifax.....	Schr—Glt.....	1881	Clyde River, N.S.....	32 5	12 3	5 5	11	John D. Christian, Upper Prospect, N.S.
111,470	River Branch.....	Clatham, N. B.....	Schr—Glt.....	1901	Shippigan, N.B.....	36 9	12 6	4 3	11	Win. Freng & Co., Ltd., Jersey, I.C.
57,688	River Dale.....	Halifax.....	Schr—Glt.....	1868	La Have, N.S.....	59 6	19 3	7 4	48	Thomas Adams, sr., Gaspé, Que.
75,547	River Rose.....	Parvington.....	Schr—Glt.....	1878	Port Clyde, N.S.....	37 0	14 4	5 9	13	Walter Coggins, Westport, N.S.
112,372	River Swan.....	Arichat.....	Schr—Glt.....	1901	Tox Bay, N.S.....	33 0	11 4	5 0	11	John J. McKenzie, Canso, N.S.
83,590	Rivordale.....	St. John, N. B.....	Schr—Glt.....	1883	Waterborough, N.B.....	75 3	23 3	7 0	84	T. W. Parker, Cumberland Bay, N.B.
111,648	Riviera.....	Lunenburg.....	Schr—Glt.....	1901	Shelburne, N.S.....	88 0	24 0	9 4	95	Robert Dawson, Bridgewater, N.S.

ALPHABETICAL LIST of Canadian Registered Sailing Vessels on Registry Books, &c.—Continued.

LISTE ALPHABÉTIQUE des navires à voiles canadiens inscrits sur les registres, etc.—Suite.

Official Number. Numéro officiel.	Name of Ship. Nom du navire.	Port of Registry. Port d'enregistrement.	Rig Grément.	Built—Construct en	Where Built. Lieu de construction.	Length in feet and 10ths. Longueur en pieds et 10 ^{es} .	Breadth in feet and 10ths. Largeur en pieds et 10 ^{es} .	Depth in feet and 10ths. Profondeur en pieds et 10 ^{es} .	Registered Tonnage. Tonnage enregistré.	Owner or Managing Owner, and Address. Armateur ou propriétaire géant, et adresse.
94,925	Rob Roy.....	Picton, Ont.....	Barge—Chd.....	1897	Picton, Ont.....	144 0	31 0	10 3	341	The Ontario & Quebec Navigation Co., Ltd., Picton, Ont.
100,319	Rob Roy.....	Yarmouth.....	Schr—Glt.....	1888	Lockeport, N.S.....	41 0	13 4	5 0	12	Freeman Lowe, Cape Island, N.S.
100,566	Rob S.....	Halifax.....	Schr—Glt.....	1892	Mahone Bay, N.S.....	42 0	14 6	6 4	21	W. W. Lewis, Louisburg, N.S.
107,411	Robert.....	Montreal.....	Barge—Chd.....	1899	St. Thomas de Pierre-ville, Que.	139 5	29 4	13 0	418	The Pontbriand Co., Ltd., Sorel, Que.
126,093	Robert R. Christian.....	St. Catharines.....	Barge—Chd.....	U.S.A.....	93 9	17 7	8 3	107	George R. Smith, Dunnville, Ont.
103,100	Roberval.....	Montreal.....	Sloop.....	1894	St. Thomas, Que.....	141 3	28 2	11 6	371	Mrs. Adeline Bastien, Montreal, Que.
103,946	Robin.....	Chatham, N.B.....	Schr—Glt.....	1899	Caracquet, N.B.....	38 0	12 8	5 0	12	Robin, Jones & Whitman, Ltd., Halifax, N.S.
107,544	Robin Hood.....	St. John, N.B.....	Sloop.....	1898	Yarmouth, N.S.....	23 7	9 0	3 2	5	T. T. Lantalum, St. John, N.B.
122,568	Rock Breaker No. 1.....	Peterboro.....	Scow—Chd.....	1908	Campbellford, Ont.....	99 0	29 0	5 1	146	Frederick D. Brown, Toronto, Ont., and John A. Ayimer, Peterboro, Ont., J.O.
130,895	Rock Cutter, P. W. D. No. 1.....	Victoria.....	Dredge—Drague.....	1911	Victoria, B.C.....	100 0	36 5	7 6	222	The Minister of Public Works, Ottawa, Ont.
122,418	Rock King.....	Midland.....	Dredge—Drague.....	1909	Welland, Ont.....	101 0	30 0	8 0	401	The Canadian Dredge & Construction Co., Ltd., Midland, Ont.
.....	Rodolphe.....	Montreal.....	Barge—Chd.....	1866	Yamaska, Que.....	96 3	22 9	6 8	106	P. Savallé, Sorel, Que.
117,095	Rodrid Grace.....	Aricat.....	Schr—Glt.....	1906	L'Ardoise, N.S.....	43 0	12 5	6 0	17	Habert and Jos. Binnette, L'Ardoise, N.S.
85,763	Roi des Eaux.....	Montreal.....	Sloop.....	1883	Pierreville, Que.....	93 3	23 0	6 0	96	E. Savageau, Champplain, Que.

SESSIONAL PAPER No. 21b

94,880	Roi des Eaux	Montreal	Sloop	1889 Yamaska, Que	85 0	21 4	5 3	69 The Canadian Construction Co., Ltd., Montreal, Que.
116,808	Roland	Sorel	Sloop	1906 Sorel, Que	103 2	23 0	7 0	121 Conrad Lafreniere, Pierreville, Que.
130,480	Roland A. T.	Lunenburg	Schr—Glt	1909 Tancook, N.S.	41 0	10 3	5 2	11 Abraham Knickle, M.O., Blue Rocks, N.S.
112,826	Rolf	Parrsboro'	Schr—Glt	1902 Port Greville, N.S.	65 0	20 1	6 9	54 Leonard A. Rowe, Parrsboro, N.S.
107,125	Roma	Lunenburg	Schr—Glt	1899 Shelburne, N.S.	95 0	25 0	9 4	99 Alfred McLeod, French River, P.E.I.
*75,446	Romaine	Montreal	Schr—Glt	1881 Caspe, Que	64 5	20 6	9 3	65 C. A. Cantin, Montreal, Que.
103,729	Romeo	Parrsboro'	Schr—Glt	1897 Port Greville, N.S.	74 4	24 0	6 9	79 James E. George, Parrsboro', N.S.
103,858	Romeo	Quebec	Sloop	1895 Bic, Que	38 5	14 4	5 1	22 G. F. Gibsons, Quebec, Que.
100,073	Romeo	St. John, N.B.	Schr—Glt	1891 Cambridge, N.B.	84 4	28 9	7 4	111 Peter McIntyre, St. John, N.B.
103,587	Romulus	Chatham, N.B.	Schr—Glt	1896 Shippigan, N.B.	39 0	13 7	5 7	19 W. S. Loggie Co., Ltd., Chatham, N.B.
121,856	Ronald G. Smith	Lunenburg	Schr—Glt	1906 Lunenburg, N.S.	100 0	26 0	10 3	100 William C. Smith, M.O., Lunenburg, N.S.
92,404	Rosa	Chatham, N.B.	Schr—Glt	1886 Shippigan, N.B.	36 2	13 4	5 0	17 Eugene Gauvin, Shippigan, N.B.
122,376	Rosa Georgina	Yarmouth	Schr—Glt	1907 Surettes Island, N.S.	46 0	17 4	8 6	35 Hilaire Saulnier, Meteghan, N.S.
100,908	Rosalie	Chatham, N.B.	Schr—Glt	1892 Caraquet, N.B.	35 5	12 5	4 4	10 Philip Rive, Caraquet, N.B.
122,035	Rosalie Belliveau	Weymouth	Schr—Glt	1903 Belliveau's Cove, N.S.	114 0	29 0	10 0	197 Benjamin Belliveau, M.O., Belliveau's Cove, N.S.
103,392	Rosamond	Charlottetown	Schr—Glt	1896 North Rustico, P.E.I.	42 0	14 1	5 5	18 Geo. A. Chaumpton, Balfic, P.E.I.
111,834	Rosau	Digby	Schr—Glt	1898 Cape St. Mary, N.S.	32 4	10 9	5 0	11 John A. Donette, Cape St. Mary, N.S.
130,689	Rosanna T.	Lunenburg	Schr—Glt	1906 Lunenburg, N.S.	42 6	10 6	5 5	11 Israel Tanner, Eastern Points, N.S.
64,920	Rosannah	Halifax	Schr—Glt	1873 Bay St. George, Nfld.	48 7	16 4	6 3	25 Wm. Carter, Channel, Nfld.
116,227	Rosaria	Quebec	Schr—Glt	1902 Isle aux Coudres, Que	43 2	13 6	5 0	18 Noel Dufour, Isle aux Coudres, Que.
107,336	Rose	St. John, N.B.	Sloop	1893 St. John, N.B.	25 0	10 0	3 0	5 Alder Evans, St. John, N.B.
78,015	Rose Alba	Chatham, N.B.	Schr—Glt	1879 Richibucto, N.B.	32 0	13 0	4 5	13 Etienne Legoy, M.O., Richibucto, N.B.
69,639	Rose Anna	Quebec	Schr—Glt	1874 St. Jean Fort Joli, Que.	45 2	16 5	6 5	29 P. Blais, Kamouraska, Que.
74,632	Rose Delina	Montreal	Barge—Chd	1873 St. Thomas de Pierre-ville, Que.	98 0	22 0	6 5	75 Methode Leunay, St. Emelit, Que.
100,724	Rose Delina	Montreal	Schr—Glt	1893 Laclune, Que	118 1	23 1	8 4	181 Lorne C. Webster, Quebec, Que.

* Formerly "Dolphin."

ALPHABETICAL List of Canadian Registered Sailing Vessels on Registry Books, &c.—Continued.

LISTE ALPHABÉTIQUE des navires à voiles canadiens inscrits sur les registres, etc.—Suite.

Official Number. Numéro officiel.	Name of Ship. Nom du navire.	Port of Registry. Port d'enregistrement.	Rig. Gréement.	Where Built. Lieu de construction.	Length in feet and 10ths. Longueur en pieds et 10 ^{es} .	Breadth in feet and 10ths. Largeur en pieds et 10 ^{es} .	Depth in feet and 10ths. Profondeur en pieds et 10 ^{es} .	Registered Tonnage. Tonnage enregistré.	Owner or Managing Owner, and Address. Armateur ou propriétaire gérant, et adresse.
103,978	Rose Mysterieuse.....	Quebec.....	Schr—Glt.....	1896 Les Ecoreuils, Que.....	55 8	17 0	5 9	39	Annable Fournier, Montmagny, Que.
80,628	Roseneath.....	Yarmouth.....	Schr—Glt.....	1882 Shelburne, N.S.....	84 6	24 0	9 7	92	M. J. McDonald, <i>et al</i> , Iris, P.E.I.
111,799	Rosie G.....	Port Hawkesbury.....	Schr—Glt.....	1908 Little Lorraine, N.S.....	33 7	12 4	6 2	16	Joseph O'Toole, Louisburg, N.S.
126,823	Rosie L.....	Lunenburg.....	Schr—Glt.....	1910 Tancook, N.S.....	47 6	13 2	6 7	20	George Little, Terence Bay, N.S.
116,272	Rosie M. B.....	Halifax.....	Schr—Glt.....	1903 Grand Desert, N.S.....	70 8	21 7	9 2	75	Anselm Sampson, River Bourgeois, N.S.
107,265	Ross Point Ferry Boat.....	Ottawa.....	Horse ferry.....	1891 Arnprior, Ont.....	45 2	22 8	2 2	16	A. J. Campbell, Arnprior, Ont.
122,189	Rostand.....	Arielat.....	Schr—Glt.....	1910 Shelburne, N.S.....	85 0	23 0	9 1	95	The Stewart Fish Co., Ltd., St. Peters, N.S.
100,668	Round Islander.....	Kingston.....	Barge—Chd.....	1 95 Verona, Ont.....	40 8	12 4	3 6	14	Henry Bauder, Verona, Ont.
103,391	Rover.....	Deseronto.....	Schr—Glt.....	1894 Napanee, Ont.....	42 0	15 0	4 6	13	John Rowley, Kingston, Ont.
85,702	Rover.....	Wallaceburg.....	Schr—Glt.....	1884 Wallaceburg, Ont.....	75 7	18 0	5 3	46	Geo. Travis, Wallaceburg, Ont.
53,551	Roving Bird.....	Halifax.....	Schr—Glt.....	1865 Chezetcook, N.S.....	44 9	15 1	6 4	24	Frederick J. Hyson, Malhene Bay, N.S.
126,816	Rowdy.....	Lunenburg.....	Sloop.....	1910 Lunenburg, N.S.....	24 6	7 8	3 6	4	F. Homer Zwickert, Lunenburg, N.S.
100,539	Rowena.....	Digby.....	Schr—Glt.....	1891 Digby, N.S.....	35 0	12 2	5 2	10	Orbin Sprout, <i>et al</i> , Digby, N.S.
*79,994	Rowena.....	St. John, N.B.....	Schr—Glt.....	1879 Canning, N.B.....	73 6	25 6	6 6	84	C. T. White, Sussex, N.B.

* Formerly "Forrest Belle."

SESSIONAL PAPER No. 21b

111,885	Roxana.....	Digby.....	Sloop.....	1899	Pubnico, N.S.....	32 5	10 0	5 5	11	Ainslie Titus, Westport, N.S.
126,572	Roy Penny....	Port Hawkesbury.....	Schr—Glt.....	1910	Somers, N.S.....	47 0	15 1	6 0	26	Duncan Gillis, et al., Port Hood, N.S.
73,119	Royal.....	Halifax.....	Schr—Glt.....	1875	Chezacook, N.S.....	36 7	13 2	5 2	12	H. W. Embree, Port Hawkesbury, N.S.
96,816	Royal.....	Sault Ste. Marie.....	Schr—Glt.....	1889	Drummond Island, Mich. U.S.A.	48 0	15 0	6 6	63	Thomas A. Clemeuey, Toronto, Ont.
121,658	Royal.....	Yarmouth.....	Sloop.....	1904	Tusket Wedge, N.S.....	33 4	10 6	6 0	10	Geo. Boudreau, Tusket Wedge, N.S.
	Royal Oak.....	Montreal.....	Barge—Chd.....	1865	Lancaster, Ont.....	112 3	22 7	9 4	196	Montreal Transportation Co., Ltd., Montreal, Que.
116,975	Ruby.....	Chatham, N. B.....	Barge—Chd.....	1905	Parrshore' N.S.....	59 8	22 0	6 2	53	A. Jaegge, et al., J.O., Dalhousie, N.B.
80,007	Ruby.....	Montreal.....	Barge—Chd.....	1881	Montreal, Que.....	106 6	22 3	6 7	145	Dickson Anderson, Montreal, Que.
107,500	Ruby.....	Quebec.....	Sloop.....	1897	St. Siméon, Que.....	37 2	15 5	4 4	14	Henry Savard, St. Siméon, Que.
100,090	Ruby.....	St. John, N. B.....	Schr—Glt.....	1892	Greenwich, N. B.....	40 5	14 7	4 8	15	W. J. Dean, Musquash, N.B.
90,535	Runner.....	Montreal.....	Sloop.....	1885	St. Louis, Que.....	71 7	19 5	5 2	42	A. Dancu, Jr., Picroville, Que.
100,773	Rupert.....	Chatham, N. B.....	Schr—Glt.....	1890	Caraquet, N. B.....	36 4	12 6	4 8	12	P. Rivo, Caraquet, N.B.
103,273	Russel.....	Chatham, N. B.....	Schr—Glt.....	1894	Miscou, N. B.....	36 2	12 4	4 8	10	J. M. Ward, Miscou, N.B.
126,034	Russell H. Pentz.....	Lumenburg.....	Schr—Glt.....	1908	Liverpool, N.S.....	99 8	25 5	10 3	99	Albert V. Conrad, M.O., LaHave, N.S.
122,024	Rustic.....	Chatham, N. B.....	Schr—Glt.....	1907	Roxton, N. B.....	33 0	11 0	4 6	10	Jacob M. Herbert, Shediac, N.B.
107,772	Ruth.....	Chatham, N. B.....	Barge—Chd.....	1875	Lallicsand, Norway.....	138 0	30 0	17 0	448	Hugh D. McKenzie, Halifax, N.S.
95,727	Rysee.....	Chatham, N. B.....	Schr—Glt.....	1889	Shippigan, N. B.....	36 2	12 3	4 6	11	Sinat Ache, Shippigan, N.B.
116,771	S. 1.....	Vancouver.....	Scow—Chd.....	1903	Vancouver, B. C.....	43 0	22 7	3 7	28	Albert E. Stevens, Moodyville, B.C.
116,772	S. 2.....	Vancouver.....	Scow—Chd.....	1902	Vancouver, B. C.....	50 0	19 0	3 0	21	Albert E. Stevens, Moodyville, B.C.
116,773	S. 3.....	Vancouver.....	Scow—Chd.....	1898	Vancouver, B. C.....	47 0	22 2	3 7	38	Albert E. Stevens, Moodyville, B.C.
107,909	S. E.....	St. Andrews.....	Sloop.....	1890	St. John, N. B.....	30 0	11 3	5 0	12	Shadrack Bancroft, Grand Manan, N. B.
116,562	S. O. Co. No. 41.....	Sarnia.....	Barge—Chd.....	1903	Pt. Richmond, U.S.A.....	156 6	30 0	12 0	48	The Imperial Oil Co., Ltd., Sarnia, Ont.
107,417	S. O. Co. No. 52.....	Montreal.....	Barge—Chd.....	1898	Elizabethport, N.J., U.S.A.	139 0	30 6	11 9	435	The Imperial Oil Co., Ltd., Montreal, Que.

ALPHABETICAL LIST of Canadian Registered Sailing Vessels on Registry Books, &c.—Continued.

LISTE ALPHABÉTIQUE des navires à voiles canadiens inscrits sur les registres, etc.—Suite.

Official Number. Numéro officiel.	Name of Ship. Nom du navire	Port of Registry. Port d'enregistrement.	Rig. Gréement.	Built—Construct en	Where Built. Lieu de construction.	Length in feet and 10ths. Longueur en pieds et 10 ^{es} .	Breadth in feet and 10ths. Largeur en pieds et 10 ^{es} .	Depth in feet and 10ths. Profondeur en pieds et 10 ^{es} .	Registered tonnage. Tonnage enregistré.	Owner or Managing Owner, and Address. Armateur ou propriétaire gérant, et adresse.
122,441	S. T. Co. No. 1.	St. John, N.B.	Schr—Glt	1907	Salmon River, N.B.	170 6	38 3	12 6	565	Robert Connelly, Great Salmon River, N.B.
126,261	S. T. Co. No. 3.	St. John, N.B.	Schr—Glt	1908	Great Salmon River, N.B.	175 3	38 5	12 6	623	Robert Connelly, Great Salmon River, N.B.
107,293	S. V. H.	Annapolis Royal	Schr—Glt	1900	Digby, N.S.	67 8	20 3	6 5	49	Harmon Irvin, Scott's Bay, N.S.
85,558	S. A. Crowell.	Yarmouth	Schr—Glt	1881	Salmon River, N.S.	49 4	16 6	7 0	23	Luke LeBlanc, Salmon River, N.S.
117,044	S. B. Millard.	Barrington	Schr—Glt	1905	Pabnico, N.S.	42 0	14 7	7 5	20	J. M. Synonds, M. O., Clarke's Harbour, N.S.
100,312	S. C. Hood.	Yarmouth	Schr—Glt	1892	Yarmouth, N.S.	38 0	13 8	5 3	12	Timothy Powell, Yarmouth, N.S.
130,685	S. F. Levy.	Lunenburg.	Schr—Glt	1911	Little Tancook, N.S.	40 4	10 0	5 6	12	Hezekiah Levy, Little Tancook, N.S.
126,134	S. M. Columbia.	Halifax.	Schr—Glt	1908	Shelburne, N.S.	72 0	21 0	9 6	63	John Hayes, M. O., Halifax, N.S.
37,630	Sabine	St. Andrews.	Schr—Glt	1855 1872	Parrsboro', N.S.	58 2	19 8	8 0	50	Joseph Bennett, Boston, Mass., U.S.A.
74,139	Sadie.	Halifax	Schr—Glt	1876	La Have, N.S.	58 0	19 3	7 5	44	Isaiah Fougère, Larry's River, N.S.
122,307	Sadie H.	Lunenburg.	Schr—Glt	1907	Tancook, N.S.	45 8	12 8	6 6	17	H. J. Balcom, Port Dufferin, N.S.
92,608	Sadie M.	Sydney, N.S.	Schr—Glt	1889	Ingonish, N.S.	32 0	12 9	5 3	11	D. McLeod, Ingonish, N.S.
130,900	Sadie No. 1.	Victoria	Barge—Chd	1912	Victoria, B.C.	90 0	32 0	8 0	183	Victoria Tug Co., Ltd., Victoria, B.C.
133,681	Sadie No. 2.	Victoria	Barge—Chd	1912	Victoria, B.C.	90 0	32 0	8 0	183	Victoria Tug Co., Ltd., Victoria, B.C.
111,771	Sadie No. 3.	Victoria	Barge—Chd	1901	Vancouver, B.C.	90 0	28 0	6 6	108	Victoria Tug Co., Ltd., Victoria, B.C.

SESSIONAL PAPER No. 216

111,779	Sadio No. 4.	Victoria.	Barge—Chd	1902	Vancouver, B.C.	90 0	28 0	6 6	108	Victoria Tug Co., Ltd.,	Victoria, B.C.
116,940	Sadio No. 5.	Victoria	Barge—Chd	1904	Vancouver, B. C	90 0	28 0	6 6	108	Victoria Tug Co., Ltd.,	Victoria, B.C.
133,682	Sadio No. 6.	Victoria.	Barge—Chd	1910	Victoria, B.C.	98 0	32 0	8 0	204	Victoria Tug Co., Ltd.,	Victoria, B.C.
133,683	Sadio No. 7.	Victoria.	Barge—Chd	1910	Victoria, B.C.	98 0	32 0	8 0	204	Victoria Tug Co., Ltd.,	Victoria, B.C.
133,684	Sadio No. 8.	Victoria.	Barge—Chd	1911	Victoria, B.C.	92 0	32 0	8 0	183	Victoria Tug Co., Ltd.,	Victoria, B.C.
133,685	Sadio No. 9.	Victoria.	Barge—Chd	1911	Victoria, B.C.	96 0	32 0	8 0	183	Victoria Tug Co., Ltd.,	Victoria, B.C.
133,691	Sadio No. 10.	Victoria.	Barge—Chd	1911	Victoria, B.C.	90 0	32 0	8 0	183	Victoria Tug Co., Ltd.,	Victoria, B.C.
133,692	Sadio No. 11.	Victoria.	Barge—Chd	1911	Victoria, B.C.	90 0	32 0	8 0	183	Victoria Tug Co., Ltd.,	Victoria, B.C.
*92,361	Sadie O. Holmes.	Annapolis Royal.	Schr—Glt	1887	Gibson, N.B.	80 6	26 8	8 0	98	A. W. Peitzsch, M.O., Isaac's Harbour, N.S.	
100,493	Sadio Turpel.	Victoria.	Schr—Glt	1892	Victoria, B.C.	76 0	20 5	7 4	56	Victoria Sealing Co., Ltd.,	Victoria, B.C.
74,335	Safe.	Halifax.	Schr—Glt	1877	Tusket, N.S.	60 5	18 2	6 1	35	David Donckette, Cheticamp, N.S.	
116,224	Saguonay	Quebec.	Schr—Glt	1903	Les Escoumains, Que	74 4	22 9	7 7	81	Joseph A. Mercier, Les Escoumains, Que.	
121,928	St. Adolphe B. B.	Quebec.	Schr—Glt	1906	He-aux-Coudres, Que.	47 2	15 8	5 7	25	Alphonse Dugagné, He-aux-Coudres, Que.	
69,082	Saint Agnes.	Halifax.	Schr—Glt	1874	Cherizecook, N.S.	49 8	16 9	7 3	38	W. H. Mitchell, Jeddore, N.S.	
107,404	St. Aimé.	Montreal.	Sloop.	1898	St. Aimé, Que.	99 2	22 9	6 5	106	Arthur Charland, St. Michel d'Yamaska, Que.	
121,921	St. Alexis	Quebec.	Schr—Glt	1906	Grande Baie, Que.	68 8	21 0	6 6	52	Hypolite Padiabe, Tadoussac, Que.	
111,484	St. Alfred.	Quebec.	Sloop.	1900	Portneuf, Que.	55 8	17 0	4 6	24	Louis Harvey, Isle-Aux-Coudres, Que.	
103,361	St. Alfred.	Quebec.	Sloop.	1895	Château Richer, Que.	56 6	16 2	4 8	24	T. Bois, St. Siméon, Que.	
94,876	St. Alphonso.	Montreal.	Sloop.	1889	Pierreville, Que.	108 7	23 0	8 0	119	Leopold Descheneaux, Pierreville, Que.	
103,615	St. Alphonso.	Quebec.	Sloop.	1894	St. Alphonse, Que.	38 6	15 4	5 3	20	Eloi Pechault, Isle aux Coudres, Que.	
116,972	St. André	Chatham, N. B.	Schr—Glt	1904	Lamèque, N.B.	39 0	13 2	5 0	15	Wm. Fruing & Co., Ltd., Jersey, I.C.	
116,473	St. Anno.	Chatham, N. B.	Schr—Glt	1904	Shippigan, N.B.	44 0	12 9	5 8	14	Orestine Chabson, Shippigan, N.B.	
107,662	St. Anthony.	Parsonsboro'	Schr—Glt	1899	Parsonsboro', N.S.	85 9	26 4	8 6	100	Pagsley's Shipping Ltd., M.O., Eatonville, N.S.	
77,594	St. Antoinne.	Montreal.	Sloop.	1879	St. Marcé, Que.	80 5	19 7	4 4	51	Dumas Chausso, Lanoraie, Que.	

* Formerly "Genesta."

ALPHABETICAL List of Canadian Registered Sailing Vessels on Registry Books, &c.—Continued.

LISTE ALPHABÉTIQUE des navires à voiles canadien inscrits sur les registres, etc.—Suite.

Official Number. Numéro officiel.	Name of Ship. Nom du navire.	Port of Registry. Port d'enregistrement.	Rig. Gréement.	Built—Construct en	Where Built. Lieu de construction.	Length in feet and 10ths. Longueur en pieds et 10es.	Breadth in feet and 10ths. Largeur en pieds et 10es.	Depth in feet and 10ths. Profondeur en pieds et 10es.	Register Tonnage enregistre.	Owner or Managing Owner, and Address. Armateur ou propriétaire gérant, et adresse.
100,363	St. Antoine.....	Quebec.....	Barge—Chd.....	1891	Ste. Croix, Que.....	85 6	22 4	6 6	85	V. Charland, St. Jean Deschaillons, Que.
69,657	St. Antoine.....	Quebec.....	Barge—Chd.....	1873	Montmorency, Que.....	99 8	22 8	7 1	99	Thomas Sonne, Montreal, Que.
112,026	St. Antoine.....	Quebec.....	Barge—Chd.....	1901	Leclercville, Que.....	83 4	23 3	7 2	98	Antoine Morneau, Leclercville, Que.
103,838	St. Antoine.....	Quebec.....	Schr—Glt.....	1895	Château Richer, Que.....	64 7	21 0	7 6	54	P. Gosselin, Château Richer, Que.
107,502	St. Antoine.....	Quebec.....	Sloop.....	1898	St. Siméon, Que.....	32 4	14 2	4 4	12	A. Vezina, St. Siméon, Que.
107,669	St. Antoine.....	Quebec.....	Schr—Glt.....	1899	Crane Island, Que.....	39 8	16 4	5 4	22	Wilfred Vezina, Crane Island, Que.
116,214	St. Antoine.....	Quebec.....	Schr—Glt.....	1902	Les Eboulements, Que.....	59 4	18 0	5 2	32	Solente Tremblay, Les Eboulements, Que.
111,488	St. Antoine.....	Quebec.....	Schr—Glt.....	1900	St. Fulgence, Que.....	72 0	20 6	6 8	54	J. Alexis, et al., St. Anne de Chicoutimi, Que.
116,703	St. Antoine.....	Quebec.....	Schr—Glt.....	1903	Les Eboulements, Que.....	58 0	18 1	5 4	31	Allan and Arthur Tremblay, Les Eboulements, Que.
121,667	St. Antoine.....	Quebec.....	Sloop.....	1906	LTslet, Que.....	51 0	17 8	4 9	25	Charles Mercier, Montanagny, Que.
107,679	St. Antoine de Padoue.....	Quebec.....	Schr—Glt.....	1900	La Petite Rivière, St. François Xavier, Que.....	71 4	22 4	6 4	58	Alfred Bonchard, Petite Rivière, Co. Charlevoix, Que.
111,792	Saint Aubin.....	Port Hawkesbury.....	Schr—Glt.....	1903	Cheticamp, N.S.....	37 8	22 1	5 9	15	Robin, Jones & Whitman Ltd., Hali- fax, N.S.
107,885	St. Barthelemy.....	Montreal.....	Sloop.....	1899	St. Aimé, Que.....	67 7	18 4	4 6	37	Barthelemy Caron, St. Aimé, Que.
111,613	St. Benoit.....	Quebec.....	Schr—Glt.....	1901	La Petite Rivière, St. François Xavier, Que.....	67 2	20 2	5 2	41	Joseph Bouchard, Petite Rivière, Que.

SESSIONAL PAPER No. 21b

107,570	St. Bernard	Farraboro'	Sehr—Glt	1901	Farraboro', N.S.	90 8	26 7	9 1	123	J. L. Pugsley, M.O., Five Islands, N.S.
107,610	St. Bernard	Weymouth	Sehr—Glt	1903	St. Bernard, N.S.	47 0	15 7	6 2	24	Robert Wilson, et al., Charlesville, N.S.
85,300	St. Bernardin	Montreal	Sloop	1882	St. Thomas, Que.	101 0	23 3	6 7	101	Nazaire Lavigne, Charlemagne, Que.
111,486	St. Cécile	Quebec	Sehr—Glt	1900	Isle aux Cordes, Que.	70 0	23 9	7 2	65	Lazaire Michaud, M.O., Trois Pistoles, Que.
100,557	St. Charles	Montreal	Sloop	1891	Pierreville, Que.	104 4	22 4	6 9	121	Adelard Bibau, Notre Dame de Pierreville, Que.
107,576	St. Charles	Quebec	Sloop	1899	Green Island, Que.	38 0	14 8	4 4	16	Adolphe Fraser, Green Island, Que.
103,131	St. Charles	Quebec	Sloop	1893	L'Islet, Que.	30 8	14 6	4 2	16	Phidime Moreault, L'Islet, Que.
71,210	St. Clair	Chatham, Ont.	Sehr—Glt	1875	Sophiasburgh, Ont.	82 0	21 0	8 0	101	Peter Haggbloom, Port Burwell, Ont.
130,786	St. Clements	Port Hawkesbury	Sehr—Glt	1912	Eastern Harbour, N.S.	47 0	12 3	6 4	121	Robin, Jones & Whitman, Ltd., Halifax, N.S.
94,739	St. Croix	Windsor, N.S.	Bken—Blglt	1890	Newport, N.S.	157 9	36 5	16 0	653	E. E. Hutelings, Brooklyn, N.Y., U.S.A.
73,100	St. Cyrien	Montreal	Sloop	1872	Pierreville, Que.	105 0	22 8	7 1	128	J. B. Desmarais, Pierreville, Que.
116,889	Saint Dominique	Arichat	Sehr—Glt	1904	Pétole de Grat, N.S.	47 0	13 0	6 9	21	T. Marchand, M.O., Pétole de Grat, N.S.
116,717	St. Donat	Quebec	Sehr—Glt	1905	St. Croix, Que.	82 6	21 8	6 8	75	L. Lafleur, St. Croix, Que.
100,863	St. Edgar	Quebec	Sehr—Glt	1893	St. Siméon, Que.	58 6	18 0	5 0	25	C. Gagnon, St. Siméon, Que.
100,308	St. Edouard	Quebec	Barge—Chel	1892	Contilly, Que.	105 8	22 9	7 3	134	Philippo Carrette, St. Jean Deschail- lons, Que.
122,489	St. Elzéar	Quebec	Sloop	1907	St. Famille, Que.	68 6	23 5	6 0	57	Thomas Bois, Malbaie, Que.
92,761	St. Étienne	Quebec	Sehr—Glt	1888	Tadoussac, Que.	51 8	20 9	5 6	49	Auguste Coté, Grand Baie, Que.
73,018	St. Eulalie	Quebec	Sehr—Glt	1875	Les Ebolements, Que.	41 5	14 0	5 8	20	François Rougoing, Tadoussac, Que.
74,257	St. Flavio	Quebec	Sehr—Glt	1876	Sto. Flavio, Que.	46 8	14 7	6 4	28	Ferdinand Fmond, Sto. Flavie, Que.
97,435	St. François	Quebec	Sloop	1890	L'Islet, Que.	48 0	16 8	1 8	19	E. T. Dumont, Tadoussac, Que.]
107,240	St. François	Quebec	Sloop	1898	St. Siméon, Que.	41 6	14 3	4 6	17	J. Foster, St. Siméon, Que.
77,551	St. François Xavier	Montreal	Sloop	1874	Batiscan, Que.	88 0	22 3	6 6	92	L. Bannier, St. Jean Deschailons, Que.
80,747	St. François Xavier	Quebec	Sehr—Glt	1873	Millé Vaches, Que.	56 1	17 5	6 0	31	Alfred Renaud, La Pétole Rivière, St. François Xavier, Que.
121,927	St. François Xavier	Quebec	Sloop	1900	Rivieres St. François, Que.	68 4	22 9	5 4	49	Thomas Lavoy, M.O., Riviere St. François, Que.
100,178	St. George	Montreal	Sloop	1891	Shoreham, G.E.	28 7	7 5	4 3	5	William A. Penyon, Montreal, Que.

ALPHABETICAL LIST of Canadian Registered Sailing Vessels on Registry Books, &c.—Continued.

LISTE ALPHABÉTIQUE des navires à voiles canadiens inscrits sur les registres, etc.—Suite.

Official Number. Numéro officiel.	Name of Ship. Nom du navire.	Port of Registry. Port d'enregistrement.	Rig. Gréement.	Build.—Construct en	Where Built. Lieu de construction.	Length in feet and 10ths. Longueur en pieds et 10 ^{es} .	Breadth in feet and 10ths. Largeur en pieds et 10 ^{es} .	Depth in feet and 10ths. Profondeur en pieds et 10 ^{es} .	Registered tonnage. Tonnage enregistré.	Owner or Managing Owner, and Address. Armateur ou propriétaire gérant, et adresse.
116,221	St. George	Quebec	Barge—Chd	1900	Nicolet, Que.	97 2	22 8	7 2	116	Achille Lavigne, St. Paul l'Ermitte, Que.
112,032	St. George	Quebec	Barge—Chd	1902	St. Aimé, Que.	79 2	22 0	6 5	83	Adolphe Laplante, Sorel, Que.
97,123	St. George	Quebec	Sloop	1886	St. Thomas, Que.	52 8	16 4	5 4	26	Narcisse Collin, Montauigny, Que.
111,025	St. George	Quebec	Sloop	1901	Les Eboulements, Que.	32 8	10 1	5 0	10	George Gagné, Les Eboulements, Que.
116,701	St. George	Quebec	Barge—Chd	1901	St. Jean Deschailions, Que.	63 6	16 9	4 8	37	Alexandre Hamel, St. Jean Deschailions, Que.
111,612	St. George	Quebec	Sloop	1901	La Petite Rivière, St. François Xavier, Que.	54 0	18 6	5 2	30	Eugene Dufour, Petite Rivière, St. François Xavier, Que.
103,364	St. George	Quebec	Sloop	1894	Château Richer, Que.	60 0	20 6	5 7	43	F. Simard, Château Richer, Que.
88,258	St. George	St. John, N.B.	Schr—Glt	1879	Westfield, N.B.	55 5	17 0	3 5	26	C. E. Belyea, St. John, N.B.
103,970	St. Gertrude	Montreal	Sloop	1898	St. François du Lac, Que.	104 9	22 9	6 5	111	Donat Charland, Sorel, Que.
126,934	St. Gregoire	Quebec	Schr—Glt	1911	Baie St. Paul, Que.	75 3	24 4	6 7	68	Timotheé Harvey, M.O., Baie St. Paul, Que.
103,500	St. Helena	Lunenburg	Schr—Glt	1896	Lunenburg, N.S.	97 8	23 8	9 5	99	John H. Pike, Channel, Nfld.
103,329	Saint Helier	Port Hawkesbury	Schr—Glt	1900	Eastern Harbour, N.S.	35 4	11 9		12	Robin, Jones & Whitman, Ltd., Halifax, N.S.
50,700	St. Hilaire	Montreal	Sloop	1882	Batisseau, Que.	102 2	23 0	8 6	146	Louis Sauvagean, Champlain, Que.
107,491	St. Hilaire	Quebec	Sloop	1898	Baie St. Paul, Que.	42 6	18 0	6 0	29	P. Tromblay, Isle aux Coudres, Que.

No.	Name	Port	Tonnage	Year	Agent	Remarks
111,623	St. Hilal e	Quebec	70 4	20 3	6 0	50 Joseph Bouillon, Rimouski, Que.
	St. Hyacinthe	Montreal	95 8	23 2	5 2	74 P. Tellier, Lachine, Que.
53,817	St. Jean	Quebec	83 0	22 6	5 6	68 Jean Lemay, St. Jean Deschaillons, Que.
74,220	St. Jean Baptiste	Montreal	188 4	22 9	7 9	143 A. Bibeau, Notre Dame de Pierreville, Que.
74,223	St. Jean Baptiste	Montreal	78 5	20 0	4 8	51 C. Levesque, Sorel, Que.
80,676	St. Jean Baptiste	Montreal	82 2	20 6	5 4	58 Thos. Quillan, St. Henri, Que.
121,926	St. Jean Baptiste	Quebec	70 2	20 6	6 4	62 Jean B. Dussault, Les Ecuireuils, Que.
111,469	St. John	Chatham, N.B.	40 7	13 0	5 2	13 John Aché, Shippigan, N.B.
*131,002	Saint John	St. John, N.B.	115 1	48 4	14 0	94 The Beaver Dredging Co., Ltd., St. John, N.B.
112,167	St. Joseph	Chatham, N.B.	33 0	11 8	5 0	10 R. Gionet, Caraquet, N.B.
103,908	St. Joseph	Chatham, N.B.	38 3	12 3	4 8	12 E. H. Gauvin, Shippigan, N.B.
78,037	St. Joseph	Chatham, Ont.	50 0	15 4	4 0	14 A. Brulé, Chatham, Ont.
74,294	St. Joseph	Montreal	74 7	20 8	5 2	53 A. Desmarais, St. François, Que.
85,770	St. Joseph	Montreal	97 3	23 0	7 2	103 Joseph Champagne, Nicolet, Que.
85,775	St. Joseph	Montreal	97 6	23 0	6 9	112 W. Carpentier, Champlain, Que.
90,548	St. Joseph	Montreal	104 7	23 0	6 2	101 Enselbe Lussier, Sorel, Que.
	St. Joseph	Montreal	95 7	23 0	6 5	98 Alexis Page, Lanoraie, Que.
	St. Joseph	Montreal	91 5	22 6	5 2	66 Alexis Page, Lanoraie, Que.
90,733	Saint Joseph	Port Hawkesbury	49 0	16 0	6 7	27 John H. Beaver, Pleasant Harbour, N.S.
83,354	St. Joseph	Quebec	45 5	15 1	3 5	13 J. Peron, Les Eboulements, Que.
92,350	St. Joseph	Quebec	77 4	22 6	6 0	60 Fritz Parrot, Leclereville, Que.
100,867	St. Joseph	Quebec	47 6	15 6	4 8	19 A. Boily, St. Louis, Isle aux Coudres, Que.
103,353	St. Joseph	Quebec	56 4	17 2	5 2	22 A. Hamel, St. Jean Deschaillons, Que.
103,626	St. Joseph	Quebec	98 9	22 9	7 2	111 A. Bois, Les Ecuireuils, Que.
103,840	St. Joseph	Quebec	98 0	23 2	6 9	99 E. Himbleault, Chateau Richer, Que.

*Foreign name "Boston."

ALPHABETICAL LIST of Canadian Registered Sailing Vessels on Registry Books, &c.—Continued.

LISTE ALPHABÉTIQUE des navires à voiles canadiens inscrits sur les registres, etc.—Suite.

Official Number. Numéro officiel.	Name of Ship. Nom du navire.	Port of Registry. Port d'enregistrement.	Rig. Gréement.	Built—Constructé en	Where Built. Lieu de construction.	Length in feet and 10ths. Longueur en pieds et 10es.	Breadth in feet and 10ths. Largeur en pieds et 10es.	Depth in feet and 10ths. Profondeur en pieds et 10es.	Registered Tonnage. Tonnage enregistré.	Owner or Managing Owner, and Address. Armateur ou propriétaire gérant, et adresse.
107,232	St. Joseph	Quebec	Schr—Glt	1897	St. Siméon, Que.	64 6	20 5	5 6	48	Elzéar Gagnon, M.O., St. Fulgence, Que.
111,481	St. Joseph	Quebec	Sloop	1900	La Petite Rivière, St. François Xavier, Que.	59 4	20 4	5 0	36	Thomas Tremblay, Rivière St. François, Que.
107,234	St. Joseph Trois Sannons	Quebec	Sloop	1898	St. Jean Port Joli, Que.	49 8	18 2	5 6	28	Nelson Blanchette, Cap St. Ignace, Que.
.....	St. Laurent	Montreal	Barge—Chd	1871	Sorel, Que.	79 4	22 8	5 1	69	Noe Gervais, St. Michel d'Yamaska, Que.
111,622	St. Laurent	Quebec	Schr—Glt	1901	Grandes Bergetonnes, Que.	71 2	20 8	6 4	53	Alfred Tremblay, Grandes Bergetonnes, Que.
83,407	St. Laurent	Quebec	Schr—Glt	1882	Rimouski, Que.	75 2	21 0	7 1	70	Joseph Quellet, St. Germain de Rimouski, Que.
77,873	St. Laurent	Quebec	Schr—Glt	1874	Rivière du Loup, Que.	32 7	12 5	4 5	11	Geo. C. Stephen, Montreal, Que.
97,138	St. Laurent	Quebec	Sloop	1886	L'Islet, Que.	51 0	19 6	5 2	28	Arthur Leclerc, M.O., St. André de Kamouraska, Que.
116,704	St. Laurent	Quebec	Sloop	1904	Petite Rivière St. François Xavier, Que.	67 2	20 8	6 3	50	Gennain Lavoie, Petite Rivière, St. François Xavier, Que.
107,737	St. Lawrence	Kingston	Dredge—Dregue	1890	Cornwall, Ont.	90 2	30 1	6 0	125	Michael McAuliff, et al., J.O., Welland, Ont.
74,240	St. Lawrence	Montreal	Sloop	1872	Pierreville, Que.	97 6	23 0	7 0	102	Moïse Lamirande, St. François, Que.
103,461	St. Lidwina	Arichat	Schr—Glt	1899	L'Ardoise, N.S.	35 9	10 2	5 3	11	Alexander Peters, L'Ardoise, N.S.
74,250	St. Louis	Montreal	Sloop	1876	St. Hugues, Que.	77 8	19 5	5 0	50	N. Lavigne, Charlemagne, Que.
90,541	St. Louis	Montreal	Sloop	1886	Yamaska, Que.	97 1	22 4	7 1	114	A. Laplante, Lachine, Que.
69,967	St. Louis	Quebec	Barge—Chd	1869	Ste. Emélie, Que.	94 0	20 0	5 7	73	Jos. Chénard, Ste. Emélie, Que.

SESSIONAL PAPER No. 21b

74,276	St. Louis	Quebec	Schr—Glb	1875	Mille Vaches, Que.	64 7	17 5	7 3	47 B. Caron, Les Escoumains, Que.
107,498	St. Louis	Quebec	Sloop	1897	St. Simon, Que.	37 0	13 0	4 0	13 L. Dufour, St. Simon, Que.
100,363	St. Louis	Quebec	Sloop	1891	Isle aux Coudres, Que.	53 4	15 4	5 8	33 Alpha Bengeron, M.O., Isle aux Coudres, Que.
121,651	St. Louis	Quebec	Schr—Glb	1905	Bay St. Paul, Que.	77 0	24 6	6 8	73 Louis Matiloux, et al., J.O., Bay St. Paul, Que.
75,636	Saint Louis	Kingston	Bktr—Bsglt	1877	St. Catharines, Ont.	127 7	25 2	11 9	334 Matthew Patterson, Kingston, Ont.
85,307	St. Louis de Bonsecours	Montreal	Sloop	1878	St. Louis, Que.	73 5	18 6	4 6	40 F. Variere, St. Louis de Bonsecours, Que.
100,175	St. Marie	Montreal	Sloop	1889	St. Aimé, Que.	79 4	20 2	5 0	52 Nazaire Lavigne, Charlevoix, Que.
77,596	St. Marie	Montreal	Sloop	1897	Sorel, Que.	101 0	22 3	6 5	117 A. Poirier, Montreal, Que.
	St. Marie	Montreal	Barge—Chd	1864	Lachine, Que.	93 6	20 0	6 6	103 P. Laphante, Lachine, Que.
91,872	St. Maurice	Montreal	Sloop	1888	Pierreville, Que.	98 6	22 7	6 6	112 Frederic Dunning, et al., Charlevoix, Que.
103,723	Saint Maurice	Parrshoro'	Schr—Glb	1896	Port Groville, N.S.	119 9	31 3	11 3	272 A. W. Copey, Parrshoro', N.S.
94,877	St. Michel	Montreal	Sloop	1887	Yamaska, Que.	92 0	20 8	6 4	90 Philip Garrett, St. Jean Deschillous, Que.
121,670	St. Michel	Quebec	Sloop	1906	La Petite Riviere, Que.	59 0	18 8	5 4	34 Elou Bonchard, La Petite Riviere St. Francois, Que.
92,543	St. Nicholas	Montreal	Sloop	1885	Pierreville, Que.	85 8	16 9	4 0	43 Canadian Construction Company, Ltd., Montreal, Que.
100,453	St. Nicolas	Quebec	Schr—Glb	1891	Château Richer, Que.	70 0	23 8	6 4	65 Timothy Harvey, M.O., Bay St. Paul, Que.
116,321	St. Olaf	Parrshoro'	Schr—Glb	1903	Parrshoro', N.S.	130 6	33 1	11 0	277 Pugsley Shipping Ltd., M.O., Eatouville, N.S.
108,000	St. Patrick	Canse	Schr—Glb	1901	Port Felix, N.S.	43 0	13 2	7 6	1-R. Peltoutaine, Port Felix, N.S.
83,096	Saint Patrick	Chatham, N.B.	Schr—Glb	1884 1894	Margaree, N.S.	41 2	13 9	5 7	16 T. White, Alorton, P.E.I.
100,580	St. Patrick	Montreal	Sloop	1890	Pierreville, Que.	93 0	22 5	6 3	96 Elisée Daveau, Notre Dame de Pierreville, Que.
75,676	St. Patrick de Fraserville	Quebec	Sloop	1877	Riviere du Loup, Que.	54 2	18 5	5 9	36 A. Desher, Isle aux Coudres, Que.
122,065	St. Paul	Montreal	Sloop	1898	St. Thomas de Pierreville, Que.	88 5	20 3	5 1	65 Paul Joly, Ste. Anne de Sorel, Que.
111,620	St. Paul	Quebec	Sloop	1901	Baie St. Paul, Que.	66 6	24 6	6 2	56 Cyrille Levesque, Green Island, Que.
97,174	St. Paul	Windsor, N.S.	Bktr—Bsglt	1890	Newport, N.S.	131 9	33 0	15 0	446 T. C. Thomson, Mobile, Ala., U.S.A.
107,776	St. Peter	Chatham, N.B.	Schr—Glb	1900	Shippagan, N.B.	39 0	12 6	5 0	12 Adolphe Aché, Shippagan, N.B.
88,297	St. Philippe	Quebec	Barge—Chd	1884	St. Thomas de Pierreville, Que.	100 0	22 5	7 4	121 Jos. Durand, Champlain, Que.

ALPHABETICAL LIST of Canadian Registered Sailing Vessels on Registry Books, &c.—Continued.

LISTE ALPHABÉTIQUE des navires à voiles canadiens inscrits sur les registres, etc.—Suite.

Official Number. Numéro officiel.	Name of Ship. Nom du navire.	Port of Registry. Port d'enregistrement.	Rig. Gréement.	Built—Constructé en	Where built. Lieu de construction.	Length in feet and 10ths. Longueur en pieds et 10 ^{es} .	Breadth in feet and 10ths. Largeur en pieds et 10 ^{es} .	Depth in feet and 10ths. Profondeur en pieds et 10 ^{es} .	Registered Tonnage. Tonnage enregistré.	Owner or Managing Owner, and Address. Armateur ou propriétaire gérant, et adresse.
77,553	St. Pierre	Montreal	Sloop	1876	St. Pierre, Que	82 5	22 0	6 0	76 L.	St. Cyr, St. Pierre les Becquets, Que.
80,688	St. Pierre	Montreal	Sloop	1881	Sorel, Que.	102 2	22 2	6 6	113	Pbiléas Desmarais, Notre Dame de Pierreville, Que.
77,584	St. Pierre	Montreal	Sloop	1875	St. Thomas, Que.	70 0	18 3	4 3	39 P.	Bellefeuille, Sorel, Que.
107,899	St. Pierre	Montreal	Dredge—Drague	1899	Three Rivers, Que	79 2	28 0	8 1	180	Antoine St. Pierre, Three Rivers, Que.
103,624	St. Pierre	Quebec	Schr—Glt	1896	St. Fulgence, Que.	66 6	21 2	6 6	55	Edgard Tremblay, Ance St. Jean, Que.
103,564	St. Roch	Montreal	Sloop	1894	Pierreville, Que.	107 9	22 8	7 9	110	Miss Melina Robillard, Lanorie, Que.
103,987	St. Roch	Quebec	Sloop	1897	Grandes Bergeronnes, Que.	57 0	19 0	4 8	32 A.	Tremblay, Grandes Bergeronnes, Que.
107,228	St. Roch	Quebec	Sloop	1897	Isle aux Grues, Que.	64 2	21 0	5 2	41 C.	Vézina, Isle aux Grues, Que.
122,062	St. Romuald	Montreal	Sloop	1906	Notre Dame de Pierreville, Que.	109 7	23 6	7 7	138	Adolphe Marchand, Champlain, Que.
130,660	St. Sauveur	Chatham, N.B.	Schr—Glt	1912	Lameque, N.B.	37 5	14 0	6 5	18	Isaie Chiasson, Lameque, N.B.
107,318	St. Stephen	Halifax	Schr—Glt	1899	Port Felix, N.S.	47 5	12 7	6 8	19	Angus A. Zinck, Canso, N.S.
111,902	St. Thomas	Arichat	Schr—Glt	1901	Rockdale, N.S.	30 0	11 0	5 6	10	Thomas Pottie, Rockdale, N.S.
112,041	St. Thomas	Quebec	Sloop	1902	Montmagny, Que.	62 4	19 5	5 7	37	Honorius Fournier, L'Islet, Que.
73,090	St. Zénon	Montreal	Sloop	1870	Lanoraie, Que	97 0	23 0	6 3	96 E.	Haynemand, Lanoraie, Que.
107,225	St.é. Alphonse	Quebec	Schr—Glt	1897	Château Richer, Que	59 0	18 6	8 1	44 F.	Simard, Château Richer, Que.

SESSIONAL PAPER No. 21b

					45	5	5	5	4	5	4
90,433	Ste. Anne	Barrington	Schr—Glt	1890	Eol Brook, N.S.	38 0	12 5	38 0	12 5	38 0	12 5
117,187	Ste. Anne	Chatham, N.B.	Schr—Glt	1906	Shippigan Island, N.B.	37 0	13 0	37 0	13 0	37 0	13 0
88,319	Ste. Anne	Quebec	Schr—Glt	1883	St. Antoine, Que.	34 6	13 5	34 6	13 5	34 6	13 5
73,026	Ste. Anne	Quebec	Schr—Glt	1878	Betchouan, Que.	45 0	16 2	45 0	16 2	45 0	16 2
92,705	Ste. Anne	Quebec	Schr—Glt	1886	Bon Désir, Que.	48 8	16 8	48 8	16 8	48 8	16 8
116,216	Ste. Anne	Quebec	Schr—Glt	1900	Manicouagan, Que.	54 6	18 2	54 6	18 2	54 6	18 2
74,231	Ste. Anne	Quebec	Barge—Clld	1873	Lanorata, Que.	90 8	22 5	90 8	22 5	90 8	22 5
103,149	Ste. Anne	Quebec	Schr—Glt	1891	Isle aux Coudres, Que.	55 6	17 4	55 6	17 4	55 6	17 4
107,661	Ste. Anne	Quebec	Schr—Glt	1898	St. Irénée, Que.	83 4	23 7	83 4	23 7	83 4	23 7
107,670	Ste. Anne	Quebec	Schr—Glt	1899	Moisie River, Que.	41 2	13 6	41 2	13 6	41 2	13 6
107,677	Ste. Anne	Quebec	Barge—Clld	1898	St. Antoine de Tilley, Que.	96 6	25 1	96 6	25 1	96 6	25 1
103,832	Ste. Anne	Quebec	Schr—Glt	1835	Les Eboulements, Que.	50 8	17 8	50 8	17 8	50 8	17 8
107,231	Ste. Anne	Quebec	Schr—Glt	1897	Manicouagan, Que.	35 6	12 4	35 6	12 4	35 6	12 4
122,255	Ste. Anne	Quebec	Schr—Glt	1906	Ste. Anne de la Pêche, Que.	49 6	16 5	49 6	16 5	49 6	16 5
103,973	Ste. Augustine	Quebec	Schr—Glt	1896	Sandy Bay, Que.	36 4	12 8	36 4	12 8	36 4	12 8
66,035	Ste. Catherine	Quebec	Schr—Glt	1869	Point du Lac, St. Maurice, Que.	76 0	22 5	76 0	22 5	76 0	22 5
117,189	Ste. Cecilia	Chatham, N.B.	Schr—Glt	1906	Shippigan Island, N.B.	37 0	12 8	37 0	12 8	37 0	12 8
126,846	Ste. Cécilienne	Quebec	Schr—Glt	(Unknown)	(Unknown)	70 3	21 8	70 3	21 8	70 3	21 8
112,637	Ste. Croix	Quebec	Sloop	1904	Chateau Richer, Que.	65 4	20 2	65 4	20 2	65 4	20 2
107,667	Ste. Croix	Quebec	Schr—Glt	1902	La Petite Rivière, Que.	77 2	21 4	77 2	21 4	77 2	21 4
122,631	Ste. Julie	Chatham, N.B.	Schr—Glt	1899	Ste. Croix, Que.	37 0	13 0	37 0	13 0	37 0	13 0
112,631	Ste. Marie	Quebec	Schr—Glt	1906	Shippigan Island, N.B.	58 8	18 4	58 8	18 4	58 8	18 4
92,334	Ste. Marie	Quebec	Schr—Glt	1886	Moisie, Que.	69 0	20 6	69 0	20 6	69 0	20 6
107,508	Ste. Marie	Quebec	Barge—Clld	1898	St. Siméon, Que.	95 0	23 2	95 0	23 2	95 0	23 2
107,507	Ste. Marie	Quebec	Schr—Glt	1898	St. Siméon, Que.	61 8	20 2	61 8	20 2	61 8	20 2

H.F. A. Smith, Cape Island, N.S.

13 Jean P. Noël, Shippigan Island, N.B.

14 C. Vézina, Crane Island, Que.

20 Lazare Michaud, Isle Verte, Que.

28 J. Truchon, Bon Désir, Que.

40 Hon. E. Goudreau, Manicouagan, Que.

120 Alfred Morin, Champlain, Que.

36 Clophas Vézina, St. Michel de Bellechasse, Que.

102 Césaire Lajoie, St. Irénée, Que.

18 Clophas Pelletier, Little Matane, Que.

122 Leon Collin, St. Antoine de Tilley, Que.

31 A. Tremblay, Les Eboulements, Que.

13 M. Choumard, Manicouagan, Que.

28 Auguste Lafrance, Ste. Anne de la Pêche, Que.

12 Joseph Harvey, Isle aux Coudres, Que.

79 M. S. Delisle, Fortin, Que.

13 Gélas Aché, Shippigan Island, N.B.

53 Elzéar Odhot, Rimouski, Que.

41 Pierre Gagné, M.O., Malbaie, Que.

63 Eugène Bassé, Leominère, Que.

12 Octave P. Noël, Shippigan Island, N.B.

47 Étienne Landry, Manicouagan, Que.

53 Wilfrid Guinond, St. Jérôme de Matane, Que.

107 Arthur Fodor, St. Siméon, Que.

41 Wm. Savard, St. Siméon, Que.

ALPHABETICAL LIST of Canadian Registered Sailing Vessels on Registry Books, &c.—Continued.

LISTE ALPHABÉTIQUE des navires à voiles canadiens inscrits sur les registres, etc.—Suite.

Official Number. Numéro officiel.	Name of Ship. Nom du navire.	Port of Registry. Port d'enregistrement.	Rig. Gréement.	Built—Constructé en	Where Built. Lieu de construction.	Length in feet and 10ths. Longueur en pieds et 10 ^{es} .	Breadth in feet and 10ths. Largeur en pieds et 10 ^{es} .	Depth in feet and 10ths. Profondeur en pieds et 10 ^{es} .	Registered tonnage. Tonnage enregistré.	Owner or Managing Owner, and Address. Armateur ou propriétaire gérant, et adresse.
88,305	Ste. Marie Anne	Quebec	Schr—Glt	1884	Château Richer, Que.	70 6	19 4	6 4	51	Zéphirin Rheaume, Château Richer, Que.
126,342	Sakofis	Barrington	Sloop	1908	Clarke's Harbour, N.S.	33 0	12 0	5 7	11	Benjamin Newell, West Head, Cape Island, N.S.
74,246	Salaberry	Montreal	Sloop	1869	Pierreville, Que.	84 3	22 5	6 0	74	A. Levigne, Charlemagne, Que.
80,763	Sahnon Queen	Quebec	Schr—Glt	1881	Murray Bay, Que.	38 5	14 0	4 5	15	J. Jean, Murray Bay, Que.
92,645	Salvail	Montreal	Barge—Chd	1887	Yamaska, Que.	107 7	22 7	8 4	168	Pierre Letendre, Yamaska, Que.
107,301	Sam Slick	Windsor, N.S.	Schr—Glt	1898	Mt. Denison, N.S.	78 0	22 9	8 8	90	Geo. W. Newcombe, Maccan, N.S.
108,334	Saucta Anna	Montreal	Sloop	1894	Pierreville, Que.	116 8	24 8	10 1	228	Geo. Dausereau, Grenville, Que.
130,763	Sand Boy	Kingston	Scow—Chd	1912	Kingston, Ont.	82 8	22 8	6 0	92	Grant Pike, Wolfe Island, Ont.
97,015	Sand Fly	St. Catharines	Scow—Chd	1885	U.S.A.	45 2	20 0	3 1	28	W. Hand, Port Dalhousie, Ont.
88,589	Sanford	Yarmouth	Schr—Glt	1884	Maitland, N.S.	45 5	14 8	5 8	20	W. A. Killam, Yarmouth, N.S.
126,069	Sanghe	Charlottetown	Schr—Glt	1910	River John, N.S.	42 0	13 7	4 9	13	Thomas A. McDonald, River John, N.S.
74,401	Sara	Chatham, N.B.	Schr—Glt	1876	Shippigan, N.B.	35 0	11 3	4 4	11	Nazaire Noël, Shippigan, N.B.
88,296	Sara	Quebec	Yawl—Yole	1884	St. Laurent, Island of Orleans, Que.	28 5	11 2	4 0	8	Adelard Patry, Beaumont, Que.
100,907	Sarah	Chatham, N.B.	Schr—Glt	1890	Caraget, N.B.	38 1	13 0	4 4	10	Mrs. Sarah Young and F. T. B. Young, J.O., Caraget, N.B.

SESSIONAL PAPER No. 21b

*71,136	Sarah	Port Burwell	Schr—Glt	{ 1871 1882 }	Port Dover, Ont.	73	3	19	4	6	6	65	C. Graham, Kincardine, Ont.
164,511	Sarah	St. John, N.B.	Schr—Glt	U. S. A	47	0	15	0	6	7	23	James Cosman, Meteghan River, N.S.
88,498	Sarah A. Townsend.	Halifax	Schr—Glt	1884 Pugwash, N.S.	93	5	25	3	10	8	149	Jos. Salter, M.O., North Sydney, N.S.
103,010	Sarah B.	Halifax	Schr—Glt	1889 Caraquet, N.B.	36	5	12	2	4	5	10	J. Le Bouthiller, Caraquet, N.B.
61,997	Sarah D.	Liverpool	Schr—Glt	1870 Liverpool, N.S.	38	0	13	5	5	3	12	J. Hawbolt, Chester, N.S.
94,756	Sarah E. Ellis	St. John, N.B.	Schr—Glt	1889 Baxter's Harbour, N.S.	42	7	15	3	6	1	19	L. Houghton, Hall's Harbour, N.S.
85,483	Sarah H. Steeton	Shelburne	Schr—Glt	1883 Lockport, N.S.	80	0	23	0	8	9	95	Albert Garnier, St. George's Bay, Nfld.
75,639	Sarah Jane	St. Catharines	Barge—Chd	1872 Port Robinson, Ont.	131	0	24	5	9	5	238	J. S. Nesbitt, Sarnia, Ont.
64,869	Sarah L. Oxner	Halifax	Schr—Glt	1872 Port Medway, N.S.	48	0	17	4	7	0	34	Edward D. Delory, et al., Georgetown, P.E.I.
103,252	Sarah M.	St. John, N.B.	Schr—Glt	1894 Black River, N.B.	69	0	23	0	5	8	77	R. P. & W. F. Starr, Ltd., St. John, N.B.
100,218	Sarah M. W.	Halifax	Schr—Glt	1892 St. Margaret's Bay, N.S.	38	2	12	7	5	5	14	Hezekiah Wamboult, Indian Harbour, N.S.
94,992	Sarah P. Ayer	Charlottetown	Schr—Glt	1869 Gloucester, Mass., U.S.A	74	5	21	6	7	0	64	John T. and Walter Stewart, West Point, P.E.I.
111,741	Saratoga	Lunenburg	Schr—Glt	1902 Mahone Bay, N.S.	86	8	22	9	9	8	92	Chas. U. Mader, et al., Mahone Bay, N.S.
122,257	Sarsfield	Quebec	Barge—Chd	1907 Bay St. Paul, Que.	121	6	32	0	7	6	248	The Kaine & Bird Transportation Co., Ltd., Quebec, Que.
88,495	Saskatchewan	Winnipeg	Barge—Chd	1882 Winnipeg, Man.	146	4	24	5	7	2	219	The Northwest Navigation Co., Ltd., Winnipeg, Man.
88,287	Satellite	St. Andrews	Schr—Glt	1860 Kennebunk, Me., U.S.A.	48	8	15	9	5	8	26	Reed Brown, Grand Manan, N.B.
117,190	Saturn	Chatham, N.B.	Schr—Glt	1906 New Bandon, N.B.	33	6	12	3	5	0	10	Dominic Blanchard, New Bandon, N.B.
122,048	Saucy Imp.	St. Andrews	Sloop	1906 West Isles, N.B.	28	0	11	7	6	0	11	Charles Green, West Isles, N.B.
.....	Saucy Jack	Port Dover	Schr—Glt	1864 Sandusky Creek, O., U.S.A.	72	0	16	0	6	7	68	J. H. McDonald, Toronto, Ont.
100,800	Saucy Lass	Victoria	Schr—Glt	1892 Victoria, B.C.	57	4	19	8	8	2	38	Victor Jacobson, Victoria, B.C.
126,157	Sault au Monton	Montreal	Schr—Glt	1907 Les Escornains, Que.	102	5	26	7	6	3	71	C. P. Charlton, Sault au Monton, Que.
103,070	Savitar	St. John, N.B.	Sloop	1895 Boston, Mass., U.S.A.	26	3	10	0	2	9	3	J. C. Belyea, M.O., St. John, N.B.
103,581	Saxon	Chatham, N.B.	Schr—Glt	1896 Shippigan, N.B.	37	2	12	2	4	8	13	Philip Rive, Caraquet, N.B.
100,799	Sayward No. 1.	Victoria	Barge—Chd	1893 Victoria, B.C.	78	0	27	5	6	0	101	Sayward Mill & Lumber Co., Ltd., Victoria, B.C.

* Formerly "Lurea Emma." † Foreign name "Romp"

ALPHABETICAL LIST of Canadian Registered Sailing Vessels on Registry Books, &c.—Continued.

LISTE ALPHABÉTIQUE des navires à voiles canadiens inscrites sur les registres, etc.—Suite.

Official Number. Numéro officiel.	Name of Ship. Nom du navire.	Port of Registry. Port d'enregistrement.	Rig. (trémeant.	Build—Construct en	Where Built. Lieu de construction.	Length in feet and 10ths. Longueur en pieds et 10es.	Breadth in feet and 10ths. Largeur en pieds et 10es.	Depth in feet and 10ths. Profondeur en pieds et 10es.	Registered tonnage. Tonnage enregistré.	Owner or Managing Owner, and Address. Armaieur ou propriétaire gérant, et adresse.
112,228	Scotia Queen	Parsboro'	Schr—Glt	1903	Fox River, N.S.	87 0	27 0	8 8	108	T. Dunsmore, Economy, N.S.
122,119	Scout	Sydney	Sloop	1907	Port Hawkesbury, N.S.	24 0	6 9	3 0	3	Lionel O. P. Walsh, Sydney, N. S.
122,171	Scow No. 1	Port Arthur	Scow—Chd	1903	Port Arthur, Ont.	96 0	19 0	7 0	87	The Great Lakes Dredging Co., Ltd., Port Arthur, Ont.
111,656	Scow No. 1	Montreal	Scow—Chd	1901	Hawkesbury, Ont.	138 0	31 4	6 8	253	Riordan Paper Mills, Ltd., Merritton, Ont.
111,657	Scow No. 2	Montreal	Scow—Chd	1901	Hawkesbury, Ont.	138 6	31 5	6 8	251	Riordan Paper Mills Ltd., Merritton, Ont.
122,268	Scow No. 2	Montreal	Scow—Chd	1906	Montreal, Que.	109 0	28 0	7 1	172	The Montreal Sand & Gravel Co., Ltd., Montreal, Que.
122,172	Scow No. 2	Port Arthur	Scow—Chd	1903	Port Arthur, Ont.	73 0	22 0	7 0	112	The Great Lakes Dredging Co., Ltd., Port Arthur, Ont.
111,658	Scow No. 3	Montreal	Scow—Chd	1901	Hawkesbury, Ont.	103 8	24 1	6 6	138	Riordan Paper Mills, Ltd., Merritton, Ont.
122,269	Scow No. 3	Montreal	Scow—Chd	1903	Montreal, Que.	97 2	25 1	6 0	119	The Montreal Sand & Gravel Co., Ltd., Montreal, Que.
107,947	Scow No. 4	St. Catharines	Scow—Chd	1901	Buffalo, N. Y., U.S.A.	89 5	34 2	10 3	282	Michael J. Hogan, Quebec, Que.
122,270	Scow No. 6	Montreal	Scow—Chd	1906	Grenville, Que.	103 7	30 0	6 4	165	The Montreal Sand & Gravel Co., Ltd., Montreal, Que.
122,401	Scow No. 7	Montreal	Scow—Chd	1906	Montreal, Que.	107 4	30 6	6 4	171	The Montreal Sand & Gravel Co., Ltd., Montreal, Que.
122,402	Scow No. 8	Montreal	Scow—Chd	1907	Montreal, Que.	109 2	29 4	6 8	174	The Montreal Sand & Gravel Co., Ltd., Montreal, Que.
122,403	Scow No. 9	Montreal	Scow—Chd	1907	Montreal, Que.	109 6	29 0	6 9	175	The Montreal Sand & Gravel Co., Ltd., Montreal, Que.
130,384	Scow No. Eight	Amherstburg	Scow—Chd	1892	Sault Ste. Marie, Ont.	111 6	26 6	7 0	208	John G. Mullen, Amherstburg, Ont.

SESSIONAL PAPER No. 21b

130,366	Scow number Seven-teen.	Amherstburg.	Scow—Chd.	1906	Miantowoc Wis., U.S.A.	100 3	26 0	8 9	231	John G. Mullon, Amherstburg, Ont.
112,011	Scow No. 28.	Port Arthur.	Scow—Chd.	1891	Duluth, Minn., U.S.A.	104 0	26 5	11 0	230	The Great Lakes Dredging Co., Ltd., Port Arthur, Ont.
112,012	Scow No. 29.	Port Arthur.	Scow—Chd.	1891	Duluth, Minn., U.S.A.	104 0	26 5	11 0	230	The Great Lakes Dredging Co., Ltd., Port Arthur, Ont.
112,013	Scow No. 31.	Port Arthur.	Scow—Chd.	1891	Duluth, Minn., U.S.A.	72 0	22 0	6 0	82	The Great Lakes Dredging Co., Ltd., Port Arthur, Ont.
121,710	Scow No. 36.	Port Arthur.	Scow—Chd.	1905	Toronto, Ont.	121 5	32 2	10 5	421	The Great Lakes Dredging Co., Ltd., Port Arthur, Ont.
121,841	Scow No. 37.	Port Arthur.	Scow—Chd.	1905	Toronto, Ont.	121 5	32 2	10 5	421	The Great Lakes Dredging Co., Ltd., Port Arthur, Ont.
72,002	Scud.	Chatham, N.B.	Schr—Glt	1876	Richibucto, N.B.	52 0	17 8	6 6	28	Robert Cochrane, Richibucto, N.E.
100,433	Scud.	Moncton.	Schr—Glt	1891	Hopewell, N.B.	31 8	12 1	5 1	11	John A. Edgett, Moncton, N.B.
85,737	Scylla.	Halifax.	Schr—Glt	1883	Malbone Bay, N.S.	83 8	24 0	9 0	95	Ishmael Nautilus, Liscomb, N.S.
59,928	Sea Bird.	Chatham, N.B.	Schr—Glt	1892	Shippigan, N.B.	31 0	12 1	5 0	10	W. S. Loggie, Co., Ltd., Chatham, N.B.
97,012	Sea Bird.	Halifax.	Schr—Glt	1869	Chezecook, N.S.	38 2	13 7	5 8	17	Louis Murphy, Ship Harbour, N.S.
	Sea Bird.	Kingston.	Schr—Glt	1867	Battersea, Ont.	91 8	21 9	7 7	121	Mary A. Cameron, Picton, Ont.
59,200	Sea Bird.	St. John, N.B.	Schr—Glt	1868 1883	Greenwich, N.B.	76 3	26 7	7 3	80	J. D. Andrews, Westfield, N.B.
116,939	Sea Bird.	Victoria.	Schr—Glt	1906	Massett, B.C.	36 0	12 0	7 0	15	Andrew Brown, Massett, B.C.
126,251	Sea Duck.	Chatham, N.B.	Schr—Glt	1908	Bathurst, N.B.	38 0	12 6	5 6	16	Edward P. Roy, Bathurst, N.B.
100,501	Sea Flower.	Chatham, N.B.	Schr—Glt	1892	Caracquet, N.B.	37 0	12 7	5 0	12	Mrs. Sarah Young and F.T.B. Young, J.O., Caracquet, N.B.
100,911	Sea Flower.	Chatham, N.B.	Schr—Glt	1892	Caracquet, N.B.	36 0	12 2	5 3	11	Robin, Jones & Whitman, Ltd., Halifax, N.S.
59,322	Sea Flower.	St. John, N.B.	Schr—Glt	1870	St. George, N.B.	31 0	12 1	5 0	11	James Thompson, Chance Harbour, N.B.
75,721	Sea Foam.	Barrington.	Schr—Glt	1878	Sabrom River, N.S.	70 7	23 0	8 5	73	The Cape Sable Packing Co., Ltd., et al., Yarmouth, N.S.
96,926	Sea Foun.	Chatham, N.B.	Schr—Glt	1890	Malpeque, P.E.I.	37 5	13 6	5 6	15	M. Languais, Caracquet, N.B.
88,281	Sea Foam.	St. Andrews.	Schr—Glt	1871	Brar Island, N.S.	33 4	12 0	5 3	13	Daniel Leavitt, St. George, N.B.
122,013	Sea Foam.	St. Andrews.	Sloop.	1898	West Isles, N.B.	28 0	12 8	6 0	14	Milford G. Kent, Grand Manan, N.B.
100,314	Sea Fox.	Yarmouth.	Schr—Glt	1892	Shedburne, N.S.	74 5	15 8	5 6	19	W. C. Newcombe, Hopewell Cape, N.B.
51,969	Sea Hound.	Liverpool.	Schr—Glt	1866	Tusket Wedge, N.S.	51 0	16 5	5 8	32	Mrs. Sophia McKenzie, Jordan Bay, N.S.
94,747	Sea King.	St. John, N.B.	Schr—Glt	1888	Cambridge, N.B.	53 3	20 6	5 7	33	Leonard Martin and Isaac G. Prescott, Albert, N.B.

ALPHABETICAL LIST of Canadian Registered Sailing Vessels on Registry Books, &c.—Continued.

LISTE ALPHABÉTIQUE des navires à voiles canadiens inscrits sur les registres, etc.—Suite.

Official Number. Numéro officiel.	Name of Ship. Nom du navire.	Port of Registry. Port d'enregistrement.	Rig. Grément.	Built—Constructé en	Where Built. Lieu de construction.	Length in feet and 10ths. Longueur en pieds et 10es.	Breadth in feet and 10ths. Largeur en pieds et 10es.	Depth in feet and 10ths. Profondeur en pieds et 10es.	Registered Tonnage. Tonnage enregistré.	Owner or Managing Owner, and Address. Armateur ou propriétaire gérant, et adresse
71,308	Sea Mouse.....	Richibucto.....	Schr—Glt.....	1882	Rexton, N. B.	32 2	12 2	4 6	10	John Doucette, Rexton, N. B.
107,189	Sea Pearl.....	Charlottetown.....	Schr—Glt.....	1899	Lower Montague, P. E. I..	33 9	12 6	5 9	11	Augustine Boudreau, Lower Montague, P. E. I.
92,513	Sea Pink.....	St. Andrews.....	Schr—Glt.....	1878	Briar Island, N. S.	29 0	10 0	5 0	8	Alfred W. Wilcox, West Isles, N. B.
92,629	Sea Queen.....	Lanenburg.....	Schr—Glt.....	1883	Mill Cove, N. S.	43 0	15 6	6 0	21	George D. Young, Mill Cove, N. S.
112,390	Sea Queen.....	Sydney.....	Schr—Glt.....	60 2	19 4	7 0	36	Murdock N. McRae, Nyanza, N. S.
37,612	Sea Slipper.....	Charlottetown.....	Schr—Glt.....	1858	Mahone Bay, N. S.	50 3	17 4	7 8	41	Henry Hayden, Pictou, N. S.
100,616	Sea Slipper.....	Shelburne.....	Schr—Glt.....	1891	Green Harbour, N. S.	32 6	12 8	5 1	11	James Enslow, sr., Green Harbour, N. S.
98,731	Sea Star.....	Chatham, N. B.	Schr—Glt.....	1889	Shippigan, N. B.	35 7	12 8	4 8	13	Joseph Savoy, Shippigan, N. B.
75,680	Sea Star.....	Quebec.....	Schr—Glt.....	1877	Betchouan, Que.	57 4	19 5	8 0	52	Achille Gagnon, Malbaie, Que.
122,082	Sea View.....	Charlottetown.....	Schr—Glt.....	1906	Sea View, P. E. I.	37 4	13 7	5 5	13	Stanford Pickering, M. O., Sea View, P. E. I.
74,255	Seabird.....	Quebec.....	Schr—Glt.....	1875	St. Jean Deschaillons, Que.	80 8	22 8	8 5	104	Gaspard Dorion, Château Richer, Que.
100,255	Seaflee.....	Halifax.....	Schr—Glt.....	1889	Little Harbour, N. S.	37 0	12 4	6 0	12	Howard S. Munroe, White Head, N. S.
121,684	Seaton L.....	Yarmouth.....	Sloop.....	1904	Clarke's Harbour, N. S. ..	33 0	11 4	6 0	12	Nehemiah M. Smith, Clarke's Harbour, N. S.
88,229	Seaway.....	Halifax.....	Schr—Glt.....	1884	Chezetcook, N. S.	43 8	15 2	6 4	22	Gabriel Murphy, Chezetcook, N. S.

SESSIONAL PAPER No. 21b

100,085	Selma.....	St. John, N.B.....	Schr—Glt.....	1892	St. Martin's, N.E.....	71 3	23 2	6 2	60	L. O. and H. H. Field, Apple River, N.B.
103,097	Selkirk.....	Montreal.....	Schr—Glt.....	1894	Kingston, Ont.....	183 3	34 5	14 5	719	Montreal Transportation Co., Ltd., Montreal, Que.
121,878	Selma.....	Yarmouth.....	Sloop.....	1906	Tusket Wedge, N.S.....	35 0	11 3	7 0	14	Angus Codrout, M.O., Tusket Wedge, N.S.
80,698	Senator.....	Montreal.....	Barge—Chd.....	1882	Kingston, Ont.....	150 7	26 8	9 5	308	Montreal Transportation Co., Ltd., Montreal, Que.
103,774	Senator Snowball.....	Chatham, N.B.....	Schr—Glt.....	1897	Chatham, N.B.....	53 2	17 7	7 4	31	R. E. Call, Newcastle, N.B.
85,457	Senecal.....	Quebec.....	Sloop.....	1883	Quebec, Que.....	60 0	19 0	5 7	38	Paul Barette, jr., Mille Vaches, Que.
100,323	Senora.....	Yarmouth.....	Schr—Glt.....	1833	Pubnico, N.S.....	78 2	22 9	8 4	85	M. A. Surette, et al., Pubnico, N.S.
96,871	Sephie.....	Godorich.....	Schr—Glt.....	1889	Godorich, Ont.....	136 0	27 6	10 1	261	R. H. McMan, Sumin, Ont., and Hugh McKinnon, J.O., Tiverton, Ont.
122,108	Seretha.....	Yarmouth.....	Sloop.....	1905	Shelburne, N.S.....	30 0	10 6	6 0	10	Samuel N. Atkinson, Cape Island, N.S.
126,582	Sesame.....	Lunenburg.....	Schr—Glt.....	1909	LaHave, N.S.....	37 2	11 2	6 2	15	Joshua Ernst, LaHave, N.S.
88,618	Severn.....	Charlottetown.....	Bktn—Bkgt.....	1884	Egmont Bay, P.E.I.....	146 6	29 1	15 9	397	Colin C. Wyllie, London, Eng.
103,215	Severn.....	Ottawa.....	Scow—Chd.....	1890	Buckingham, Que.....	50 0	14 4	4 3	16	G. Bothwell, Buckingham, Que.
85,448	Severn.....	Windsor, N.S.....	Schr—Glt.....	1884	Newport, N.S.....	148 0	32 6	15 9	446	Edward E. Hutchings, New York, N.Y., U.S.A.
107,762	Shanrock.....	Charlottetown.....	Schr—Glt.....	1902	Alborton, P.E.I.....	56 6	16 7	6 7	27	Michael Pearson, and Alban Fugun, Whitney Pier, N.S., J.O.
111,430	Shanrock.....	Hulifax.....	Schr—Glt.....	1902	Beckettton, N.S.....	48 7	15 2	7 2	23	Alfred Vigneau, M.O., Amherst, N.S.
116,286	Shanrock.....	Hulifax.....	Schr—Glt.....	1903	Chezze-teeck, N.S.....	52 2	16 0	6 7	30	Peter Ferguson, Chezze-teeck, N.S.
107,963	Shanrock.....	Lunenburg.....	Schr—Glt.....	1900	Lunenburg, N.S.....	90 4	24 3	9 3	89	John E. Renouf, and Samuel Sawyer, Bay St. George, Nfld.
100,346	Shanrock.....	Maldand.....	Schr—Glt.....	1902	Maitland, N.S.....	68 5	20 3	7 6	53	John Pratt, et al., Schud, N.S.
125,996	Shanrock.....	Quebec.....	Schr—Glt.....	1907	Montmagny, Que.....	94 8	26 3	5 1	81	The Price Brothers & Co., Ltd., Quebec, Que.
122,041	Shanrock.....	St. Andrews.....	Sloop.....	1901	Grand Manan, N.B.....	33 0	11 0	5 0	10	Ward S. Foster, Grand Manan, N.B.
112,386	Shanrock.....	Sydney, N.S.....	Schr—Glt.....	1903	Ingonish, N.S.....	38 0	12 0	4 6	11	Robt. D. Nutter, Glace Bay, N.S.
107,334	Shanrock.....	Yarmouth.....	Sloop.....	1899	Pubnico, N.S.....	38 0	12 4	7 0	17	Oscar King, St. John, N.B.
116,338	Shanrock III.....	Ottawa.....	Barge—Chd.....	1903	Barry's Bay, Ont.....	50 0	11 5	3 0	70	Ontario Cornudum Co., Ltd., Ottawa, Ont.
130,474	Shant Alee.....	Lunenburg.....	Schr—Glt.....	1908	Taucook, N.S.....	42 2	10 3	5 3	11	Robert Wight, Blue Rocks, N.S.

ALPHABETICAL LIST of Canadian Registered Sailing Vessels on Registry Books, &c.—Continued.

LISTE ALPHABÉTIQUE des navires à voiles canadiens inscrits sur les registres, etc.—Suite.

Official Number. Numéro officiel.	Name of Ship. Nom du navire.	Port of Registry. Port d'enregistrement.	Rig. Gréement.	Built—Construct en	Where Built. Lieu de construction.	Length in feet and 10ths. Longueur en pieds et 10 ^{es} .	Breadth in feet and 10ths. Largeur en pieds et 10 ^{es} .	Depth in feet and 10ths. Profondeur en pieds et 10 ^{es} .	Registered Tonnage. Tonnage enregistré.	Owner or Managing Owner, and Address. Armateur ou propriétaire gérant, et adresse.
111,556	She Said No.	St. Andrews.	Sloop	1888	Pembroke, Me., U.S.A.	28 0	12 0	5 6	11	Samuel Lakeman, Grand Manan, N.B.
74,237	Sheba.	Montreal.	Barge—Chd	1873	St. Marcel, Que.	71 7	29 4	5 0	44	Hilaire Cartier, St. Louis, Que.
117,118	Shinyet Maru.	Vancouver.	Schr—Glt	1905	Bowen Island, B.C.	65 0	16 5	6 0	45	Standard Fisheries, Ltd., Vancouver, B.C.
130,331	Shubb.	Chatham, N.B.	Schr—Glt	1910	Richibucto, N.B.	34 0	9 4	4 0	10	William George Mills, Hardwick, N.B.
126,671	Shuniah.	Port Arthur.	Dredge—Drague	1910	Toronto, Ont.	125 0	10 1	8 4	602	The Great Lakes Dredging Co., Ltd., Port Arthur, Ont.
111,784	Sidney.	Victoria.	Barge—Chd	1900	Everett, Wash., U.S.A.	168 0	36 0	5 4	263	John Hendry, Vancouver, B.C.
126,179	Sidney No. 2.	New Westminster.	Barge—Chd	1908	Seattle, U.S.A.	169 0	31 0	8 9	378	Vancouver, Victoria & Eastern Ry. & Navigation Co., Vancouver, B.C.
111,413	Sigdnfa.	Lunenburg.	Sloop	1877	Boston, Mass., U.S.A.	35 7	11 6	6 5	13	W. P. and Alex. Dort, Cole Harbour, N.S.
85,535	Sigefroi.	Yarmouth.	Schr—Glt	1883	Tusket Wedge, N.S.	61 6	18 9	7 0	41	A. D. Giffin, Lockport, N.S.
103,376	Sigurros.	Winnipeg.	Schr—Glt	1893	Icelandic River, Man.	51 0	12 5	4 8	21	Kristyon Finnson, Icelandic River, Man.
112,023	Silver Bell.	Canso.	Schr—Glt	1903	Tor Bay, N.S.	37 0	13 6	6 0	14	George Schrader, Tor Bay, N.S.
59,357	Silver Bell.	St. Andrews.	Schr—Glt	1874	Campo Bello, N.B.	39 5	12 0	5 5	13	Peter Mullock, Campo Bello, N.B.
112,329	Silver Leaf.	Parraboro.	Schr—Glt	1903	Spencer's Island, N.S.	130 7	31 8	12 3	283	J. N. Pagsley, et al., Parraboro, N.S.
100,961	Silver Moon.	Chatham, N.B.	Schr—Glt	1893	Shippigan, N.B.	37 4	13 0	5 0	14	W. S. Loggie Co., Ltd., Chatham, N.B.
122,085	Silver Spray.	Charlottetown.	Schr—Glt	1907	Montague, P.E.I.	35 6	13 9	5 6	15	William Johnstone, Montague, P.E.I.

SESSIONAL PAPER No. 21b

103,733	Silver Spray	Parrabovo	Schr—Glt	1897	West Bay, N.S.	31 6	11 9	4 4	9 George Mowatt, et al., J.O., Ste. Croix, N.B.
116,656	Silver Spray	Yarmouth	Sloop	1904	Yarmouth, N.S.	39 0	12 0	5 6	11 Thomas Goodwin, Glenwood, N.S.
116,655	Silver Star	Maidland	Schr—Glt	1907	Lower Schmah, N.S.	88 9	26 2	7 9	96 Andrew M. Anthony, Lower Schmah, N.S.
116,881	Silver Swan	Arichat	Schr—Glt	1904	Larry's River, N.S.	40 0	14 6	6 6	20 Joseph Bonnicie, M.O., Larry's River, N.S.
88,272	Shameon H. Bell	St. Andrews	Schr—Glt	1880	Eastport, Me., U.S.A.	31 0	12 2	5 8	14 J. K. Moses, Grand Manan, N.B.
77,629	Singapore	Kingston	Schr—Glt	1878	Kingston, Ont.	106 0	25 4	9 9	186 J. C. Sutherland, Goderich, Ont.
100,788	Sir Charles	Chatham, N.B.	Schr—Glt	1887	Caracquet, N.B.	36 5	12 3	4 5	11 Mrs. Sarah Young and F.P.P. Young, J.O., et al., Caraquet, N.B.
107,433	Sir John	St. Andrews	Sloop	1892	Grand Manan, N.B.	31 2	11 3	5 0	11 Hiram Morse, Grand Manan, N.B.
97,064	Sir John A. McDonald	Charlottetown	Schr—Glt	1892	Murray Harbour, P.E.I.	56 5	19 8	6 9	46 C. W. Anderson, Slerbrooke, N.S.
107,186	Sir Louis	Charlottetown	Schr—Glt	1898	Malbeque, P.E.I.	78 5	23 2	8 9	86 Peter McNutt, Darnley, P.E.I.
107,327	Sir Wilfred	Halifax	Schr—Glt	1899	St. Margaret's Bay, N.S.	39 0	14 5	6 2	18 Charles Fidler, St. Margaret's Bay, N.S.
85,402	Sir Wilfrid	Amherst	Schr—Glt	1903	Magdalen Island Quers	63 6	19 9	7 3	51 Amedeo Cyr, Magdalen Islands, Que.
*42,987	Sir Wilfrid	Pictou, N.S.	Schr—Glt	1863 1900	Murray Harbour, P.E.I.	53 8	17 1	7 4	39 John D. McIntyre, Montague, P.E.I.
112,186	Sir Wilfrid	Toronto	Dredge-Drague	1902 1909	Toronto, Ont.	107 7	36 8	9 3	570 The Minister of Public Works, Ottawa, Ont.
69,539	Sireu	Montreal	Barge—Clad	1874	Point Lévis, Que.	137 3	30 0	9 9	307 Montreal Transportation Co., Ltd., Montreal, Que.
116,766	Sirène	Quebec	Schr—Glt	1901	Grande Baie, Que.	65 4	21 2	7 0	61 Wilfrid Guimond, Mataque, Que.
85,645	Sissio Belle	Halifax	Schr—Glt	1883	Conquerall, N.S.	53 0	17 8	7 5	40 John E. Corbett, M.O., Harbour au Pêche, N.S.
.....	Six (6)	Montreal	Barge—Clad	1872	Pierreville, Que.	90 1	22 6	5 3	78 N. Beauchemin, Ste. Anne, Que.
.....	Six (6)	Montreal	Barge—Clad	1879	Pierreville, Que.	91 0	18 8	6 0	104 Adolphe Gauthier, Hull, Que.
100,733	Skoda	Windsor, N.S.	Bktn Bkgd	1893	Kingsport, N.S.	168 0	37 0	16 0	638 The Bktn. Skoda Co., Ltd., Wolfville, N.S.
100,880	Skybark	St. John, N.B.	Schr—Glt	1893	Westfield, N.B.	51 5	15 4	3 1	21 J. L. Pelyea, St. John, N.B.
72,711	Sligo	Toronto	Schr—Glt	1874	St. Catharines, Ont.	137 0	23 0	11 8	281 The Point Anne Quarries, Ltd., Toronto, Ont.
103,286	Snipe	Chatham, N.B.	Schr—Glt	1895	Shippigan, N.B.	36 5	12 7	4 8	11 T. Abner, Shippigan, N.B.
78,035	Snow Ball	Chatham, Ont.	Schr—Glt	1881	Chatham, Ont.	60 0	9 0	3 0	23 A. Morrison, Tilbury East, Ont.
37,623	Snow Drop	Liverpool	Schr—Glt	1858	Shelburne, N.S.	52 5	16 0	6 8	30 John Snow, Fort-la-Tour, N.S.

*Formerly "Daniel."

ALPHABETICAL LIST of Canadian Registered Sailing Vessels on Registry Books, &c.—*Continued.*LISTE ALPHABÉTIQUE des navires à voiles canadiens inscrits sur les registres, etc.—*Suite.*

Official Number. Numéro officiel.	Name of Ship. Nom du navire.	Port of Registry. Port d'enregistrement.	Rig. Gréement.	Built—Constructé en	Where Built. Lieu de construction.	Length in feet and 10ths. Longueur en pieds et 10 ^{es} .	Breadth in feet and 10ths. Largeur en pieds et 10 ^{es} .	Depth in feet and 10ths. Profondeur en pieds et 10 ^{es} .	Registered Tonnage. Tonnage enregistré.	Owner or Managing Owner, and Address. Armateur ou propriétaire gérant, et adresse.
69,179	Snow Queen.....	Quebec.....	Schr—Glt.....	1873	Mahone Bay, N.S.....	71 4	20 2	7 8	55	Jos. Laveque, Chicoutimi, Que.
100,982	Snowdrop.....	Chatham, N.B.....	Schr—Glt.....	1888	Caraque, N.B.....	35 0	12 2	5 0	11	C. Robin Collas & Co., Ltd., Jersey, C.I.
116,678	Solitaire.....	St. Andrews.....	Sloop.....	1895	North Head, N.B.....	27 0	12 2	6 0	13	Herman Green, Grand Manan, N.E.
116,811	Sophia J. Luff.....	Quebec.....	Schr—Glt.....	1866	Marine City, Michigan, U.S.A.	140 3	26 1	10 4	252	The Minister of Public Works, Ottawa, Ont.
116,956	Sophia Minch.....	Samia.....	Schr—Glt.....	1873	Vermilion, U.S.A.....	180 0	32 0	12 0	538	John Garroch, et al., Samia, Ont.
112,289	Souvenir.....	Digby.....	Schr—Glt.....	1903	Meteghan River, N.S.....	51 5	15 8	6 7	27	L. H. Outhouse, Tiverton, N.S.
85,743	Souvenir.....	Quebec.....	Sloop.....	1883	St. Jean, Island of Or- jeans, Que.	40 3	15 2	5 4	19	Francois Degagné, Ile aux Coudres, Que.
75,606	Sovereign.....	Halifax.....	Schr—Glt.....	1878	Digby, N.S.....	54 4	17 4	6 5	31	F. G. Faulkner, Jeddore, N.S.
72,568	Sovereign.....	Kingston.....	Sloop.....	1876	Kingston, Ont.....	83 4	18 3	4 8	53	James Mullens, Belleville, Ont.
126,442	Spar.....	Kenora.....	Scow—Chd.....	1909	Keewatin, Ont.....	75 0	20 0	5 6	73	John T. Hone, Fort William, Ont.
122,060	Spark.....	Chatham, N.B.....	Schr—Glt.....	1907	New Brandon, N.B.....	32 0	12 0	10 0	1	The William Fruing Co., Ltd., Ship- pigan Island, N.B.
59,370	Sparkling Billow.....	St. Andrews.....	Schr—Glt.....	1860	Edgecomb, Me., U.S.A..	48 0	16 9	6 3	25	Geo. E. Babson, Campo Bello, N.B.
77,731	Sparmaker.....	St. John, N.B.....	Schr—Glt.....	1879	Gilbert Cove, N.S.....	45 0	17 5	6 0	24	Daniel Fullmore, Five Islands, N.S.
111,840	Sparrow.....	Digby.....	Schr—Glt.....	1902	Meteghan, N.S.....	46 0	12 5	7 0	28	Moses Terrio, Meteghan, N.S.

SESSIONAL PAPER No. 21b

112,108	Inspector.	Lunenburg.	Sehr—Glt	1903	La Have, N.S.	92 0	24 5	9 4	99	Albert Bagnell, <i>et al.</i> , N.S.	Gabarouse,
77,956	Speed	Yarmouth.	Sehr—Glt	1880	Clementsport, N.S.	38 7	13 2	5 4	13	R. Nickerson, Hopewell Cape, N.B.	
69,383	Speedwell	Gaspé.	Sehr—Glt	1876	Corner of Beach, Que.	48 5	15 3	7 3	34	Fred. A. Assells, New Carlisle, Que.	
85,596	Speedwell	St. John, N. B.	Sehr—Glt	1883	Chipman, N.B.	78 4	26 4	6 9	83	Mrs. Ellen G. Driscoll, St. John, N.B.	
100,978	Speedy	Chatham, N.B.	Sehr—Glt	1888	Caraquet, N.B.	36 0	12 2	5 0	11	C. Robin, Collas & Co., Ltd., Jersey, C.I.	
42,438	Speedy	Gaspé.	Sehr—Glt	1872	Point St. Peter, Que.	69 7	20 4	8 6	65	Robin, Jones & Whitman, Ltd., Hali- fax, N.S.	
103,610	Speedy	Sydney, N.S.	Sehr—Glt	1887	Burgoo, Nfld.	30 0	9 4	6 6	5	L. J. Ford, North Sydney, N.S.	
116,746	Spindrift.	Halifax.	Sehr—Glt	1905	Malbone Bay, N.S.	44 2	12 4	6 0	15	Albert Conrad, M.O., Rose Bay, N.S.	
103,475	Spindrift	Victoria.	Sehr—Glt	1835	Esquimalt, B.C.	42 0	14 8	4 4	13	G. Bellington, Esquimalt, B.C.	
111,529	Spray	Digby.	Sehr—Glt	1901	Digby, N.S.	34 5	10 3	5 5	12	Edward C. Campbell, Digby, N.S.	
107,810	Spray	St. John, N. B.	Sehr—Glt	1900	Greenwich, N.B.	67 7	22 0	5 8	72	C. H. Gorham, <i>et al.</i> , Greenwich, N.B.	
103,253	Spring Bird	St. John, N. B.	Sehr—Glt	1833	Wickham, N. B.	40 4	14 1	4 2	19	A. W. Theall, Westfield, N.B.	
77,971	Springvale	Victoria.	Sehr—Glt	1862	Port Townsend, Wash., U.S.A.	48 0	19 0	3 0	20	Springvale Water Co., Ltd., Victoria, B.C.	
103,783	Springwood	Shelburne	Sehr—Glt	1897	Lockport, N.S.		24 0	9 3	98	Wm. McMillan, Lockport, N.S.	
121,672	Spud	Vancouver.	Scow—Chd.	1904	New Westminster, B.C.	50 0	22 0	5 4	51	Geo. E. Gilley, New Westminster, B.C.	
94,997	Sty	Charlottetown	Sehr—Glt	1889	Pinette, P.E.I.	57 7	16 5	6 3	35	Hozakiah Quinn, Picton, N.S.	
112,625	Squanto	Canso	Sehr—Glt	1903	Spary Harbour, N.S.	40 0	12 2	6 2	13	Frank H. Hawes, Canso, N.S.	
121,660	Squanto	Yarmouth.	Sloop.	1904	Cape Island, N.S.	33 0	11 4	6 0	11	Cuy Urquhart, Grand Manan, N. B.	
72,950	Stadacona	Quebec.	Sehr—Glt	1875	Les Ebolements, Que.	85 1	24 0	10 4	132	V. Bouchard, Isle aux Coudres, Que	
	Staghound	Montreal	Barge—Chd	1869	Riviero du Loup, Que.	103 4	21 5	7 6	139	Harbour Commissioners, Montreal, Que.	
85,612	Standard	Halifax.	Sehr—Glt	1883	Parrsboro', N.S.	72 1	25 4	6 6	65	Henry Beazley, M.O., Halifax, N.S.	
100,963	Stanley	Quatham, N. B.	Sehr—Glt	1892	Caraquet, N. B.	34 0	12 3	4 4	10	A. D. Gionet, Caraquet, N. B.	
103,087	Stanley	Chatham, N. B.	Sehr—Glt	1843	Caraquet, N. B.	34 0	12 5	4 8	10	Amée Chaisson, Island River, N. B.	
111,744	Stanley	Lunenburg.	Sehr—Glt	1902	Chester Bay, N.S.	94 8	24 2	9 6	100	Zwicker & Co., Ltd., <i>et al.</i> , Lunenburg, N.S.	
125,992	Stanley.	Quebec.	Barge—Chd	1907	St. Alexis, Que.	106 0	22 5	7 8	162	The Kaine & Bird Transportation Co., Ltd., Quebec, Que.	

ALPHABETICAL LIST of Canadian Registered Sailing Vessels on Registry Books, &c.—Continued.

LISTE ALPHABÉTIQUE des navires à voiles canadiens inscrits sur les registres, etc.—Suite.

Official Number. Numéro officiel.	Name of ship. Nom du navire.	Port of Registry. Port d'enregistrement.	Rig. Grément.	Built—Constructé en	Where Built. Lieu de construction.	Length in feet and 10ths. Longueur en pieds et 10 ^{es} .	Breadth in feet and 10ths. Largeur en pieds et 10 ^{es} .	Depth in feet and 10ths. Profondeur en pieds et 10 ^{es} .	Registered Tonnage. Tonnage enregistré.	Owner or Managing Owner, and Address. Armateur ou propriétaire gérant, et adresse.
125,961	Stanley J.	Farrsboro'.	Schr—Glt	1907	Apple River, N.S.	41 5	15 7	5 6	19	John R. Lewis, Apple River, N.S.
90,843	Stanley Mac.	Charlottetown	Schr—Glt	1889	Isaac's Harbour, N.S.	80 0	23 3	10 0	99	C. Lyons, <i>et al.</i> , Charlottetown, P.E.I.
69,193	Star	Halifax	Schr—Glt	1874	Mahone Bay, N.S.	55 0	18 2	6 8	33	David Goyette, Cape Hogan, N.S.
	Star	Montreal	Barge—Chd	1872	Quebec, Que.	135 3	26 0	9 9	321	Joseph E. Senecal, Sorel, Que., and David Chevrier, St. Joseph de Sorel, Que., J.O.
103,155	Star	Vancouver	Schr—Glt	1895	Vancouver, B.C.	34 9	11 2	4 2	9	John W. Johnstone, Vancouver, B.C.
3,600	Starlight	Halifax	Schr—Glt	1865	Chezzetcook, N.S.	47	16 0	6 8	29	Henry Richards, Arichat, N.S.
100,323	Starlight	Yarmouth	Schr—Glt	1889	Argyle, N.S.	32	12 6	5 0	10	J. Goodwin, Argyle, N.S.
103,193	Stardle	Halifax	Schr—Glt	1894	Port Mouton, N.S.	34 0	12 2	5 6	11	Théotime Blanchard, Caraquet, N.B.
103,359	Steadfast	Quebec	Schr—Glt			58 8	18 2	6 7	40	M. Saingelais, Les Escoumains, Que.
83,463	Stella	Arichat	Schr—Glt	1893	River Bourgeois, N.S.	64 3	18 3	7 3	46	David Walker, Port Hawkesbury, N.S.
107,188	Stella	Charlottetown	Schr—Glt	1899	Rollo Bay, P.E.I.	40 0	13 9	5 4	15	P. Delaney, Magdalen Islands, Que.
8,500	Stella	Liverpool	Schr—Glt	1883	Port Mouton, N.S.	31 5	11 4	6 0	10	Joseph Winters, Liverpool, N.S.
111,491	Stella Marie	Quebec	Schr—Glt	1899	Les Ecoreuilis, Que.	80 0	22 6	6 9	80	Napoléon Martin, Les Ecoreuilis, Que.
103,767	Stella Maris	Chatham, N.B.	Schr—Glt	1896	Caraquet, N.B.	38 5	14 0	4 8	19	Robin, Jones & Whitman, Ltd., Halifax, N.S.

SESSIONAL PAPER No. 21b

73,976	Stella Maris	Quebec	Sehr—Glt	{ 1867 } 1890	St. Antoine, Que.	62 4	20 8	5 9	44	Joseph Dussault, Les Foureuls, Que.
80,753	Stella Maris	Quebec	Sehr—Glt	1880	Esquimaux Point, Que.	61 6	20 5	7 8	51	Michel Blais, Rivière Romaine, Que.
112,038	Stella Maris	Quebec	Sehr—Glt	1902	Manicouagan, Que.	55 8	17 0	6 0	32	Fusée Godreau, Manicouagan, Que.
100,076	Stella Maud	St. John, N.B.	Sehr—Glt	1891	Waterborough, N.B.	80 3	26 8	7 5	99	William W. Graham, Parrsboro', N.S.
100,444	Stella May	Canso	Sehr—Glt	1895	Canso, N.S.	39 0	11 4	6 1	12	James Mcagher, Canso, N.S.
116,750	Stella R	Halifax	Sehr—Glt	1903	Ship Harbour, N.S.	45 5	13 8	5 4	13	David T. Leslie, Spray Bay, N.S.
126,841	Stephen D	Quebec	Dredge—Drague	1904	Levis, Que.	71 4	29 0	6 1	211	Compagnie Etienne Dussault, Levis, Que.
122,487	Stephen P. Grogan	Quebec	Barge—Cld	1907	St. Alexis, Que.	106 0	22 5	7 8	162	The Kaine & Bird Transportation Co., Ltd., Quebec, Que.
121,986	Stewart	Victoria	Barge—Cld	1907	White Horse, Y.T.	105 5	34 5	5 5	165	The British Yukon Navigation Co., Ltd., Vancouver, B.C.
.....	Stone Lifter	Montreal	Barge—Cld	1859	Montreal, Que.	64 1	22 7	6 0	67	Harbour Commissioners, Montreal, Que.
90,648	Stranger	Barrington	Sehr—Glt	1885	Argyle, N.S.	46 0	14 3	5 8	20	Geo. L. Banks, Barrington, N.S.
96,809	Stranger	Halifax	Sehr—Glt	1891	Ship Harbour, N.S.	49 8	17 3	7 0	36	Robert Cartier, Ship Harbour, N.S.
111,407	Stratheona	Lunenbourg	Sehr—Glt	1900	Lunenbourg, N.S.	90 4	24 3	9 3	89	Wm. Vincent, Bay St. George, Nfld.
90,477	Strathisla	Matland	Bk—Bq	1890	Matland, N.S.	202 8	38 6	23 5	1280	A. Putman, Halifax, N.S.
*72,964	Stuart H. Dunn	Toronto	Sehr—Glt	{ 1877 } { 1889 }	Marysburgh, Ont.	164 8	26 8	12 7	458	Tredfle Rondeau, Lunenburg, Que.
103,910	Stuart L.	Chatham, N.B.	Sehr Glt	1898	Chatham, N.B.	58 5	19 9	8 2	48	W. S. Loggie Co., Ltd., Chatham, N.B.
107,770	Success	Charlottetown	Sehr—Glt	1903	St. Peter's Bay, P.E.I.	38 0	12 6	5 0	15	Philip Barker, et al., J.O., Lower Montague, P.E.I.
85,302	Sultan	Montreal	Barge—Cld	1883	Montreal, Que.	104 6	22 4	7 1	150	Dickson, Anderson, Montreal, Que.
122,561	Sullana	Peterboro'	Barge—Cld	1907	Gore's Landing, Ont.	63 5	16 0	3 9	29	Wm. Buller, Peterboro', Ont.
122,636	Subbean	Chatham, N.B.	Sehr—Glt	1907	Shippigan Island, N.B.	38 6	13 2	12 0	14	The William Fruing Co., Ltd., Shippigan Island, N.B.
74,018	Subbean	Halifax	Sehr—Glt	1876	Malcolm Bay, N.S.	71 6	22 4	8 9	74	John S. Eytte, Bay of Islands, Newfoundland.
107,076	Samol	St. John, N.B.	Stoop	1893	St. John, N.B.	27 0	10 5	3 9	6	W. G. Stratton, et al., St. John, N.B.
96,962	Samrise	Zarnpouth	Sehr—Glt	1890	Jordan River, N.S.	42 0	14 3	6 7	18	Daniel Burke, M.O., River Bourgeois, N.S.
61,401	Supeth	Chatham, N.B.	Sehr—Glt	1871	Shippigan, N.B.	39 6	13 8	4 6	14	E. Robichaud, Shippigan, N.B.

* Formerly "W. R. Taylor."

ALPHABETICAL LIST of Canadian Registered Sailing Vessels on Registry Books, &c.—Continued.

LISTE ALPHABÉTIQUE des navires à voiles canadiens inscrits sur les registres, etc.—Suite.

Official Number. Numéro officiel.	Name of Ship. Nom du navire.	Port of Registry. Port d'enregistrement.	Rig Gréement.	Built—Construct en	Where Built. Lieu de construction.	Length in feet and 10ths. Longueur en pieds et 10es.	Breadth in feet and 10ths. Largeur en pieds et 10es.	Depth in feet and 10ths. Profondeur en pieds et 10es.	Registered tonnage. Tonnage enregistré.	Owner or Managing Owner, and Address. Armateur ou propriétaire gérant, et adresse.
103,826	Superbe	Paspébiac	Schr—Glt	1903	Petit Rocher, N.B.	39.5	10.9	4.3	12	J. B. E. Roy, Petit Rocher, N.B.
64,954	Supérieure	Quebec	Barge—Chd	1870	Champlain, Que.	101.5	22.0	7.9	119	Joseph Durand, Champlain, Que.
111,845	Superior	Chatham, N.B.	Schr—Glt	1901	Caraquet, N.B.	40.0	13.1	5.5	14	Robin, Jones & Whitman, Ltd., Halifax, N.S.
121,814	Surge	Digby	Sloop.	1906	Gilbert's Cove, N.S.	37.0	14.6	5.4	17	Joseph D. White, Gilbert's Cove, N.S.
74,213	Surprenant	Montreal	Sloop.	1874	Pierreville, Que.	96.0	22.7	5.7	80	Jos. Bertrand, Champlain, Que.
100,448	Surprise	Canso	Schr—Glt	1898	Canso, N.S.	40.8	13.8	6.7	15	John J. Meagher, Canso, N.S.
92,745	Surprise	Charlottetown	Schr—Glt	1893	Port Elgin, N.B.	46.5	13.5	6.2	18	J. H. Pigeon, French River, New London, P.E.I.
103,772	Surprise	Chatham, N.B.	Schr—Glt	1894	Caraquet, N.B.	36.0	11.9	4.8	10	T. Blanchard, Caraquet, N.B.
75,453	Susan	Windsor, N.S.	Schr—Glt	1877	Kempt, N.S.	43.6	14.8	6.3	19	Jeremiah Dexter, Cheverie, N.S.
85,390	Susan C.	Barrington	Schr—Glt	1883	St. Margaret's Bay, N.S.	44.3	15.0	6.5	21	Sewell A. Newman and Charles T. Newman, J. O. Wilson's Beach, Campbellton, N.B.
69,438	Susan King	Charlottetown	Schr—Glt	{ 1875 1891	{ Tatamagouche, N.S. Port Elgin, N.B.	53.6	16.9	5.3	28	S. Vanomber, et al., North Port, N.S.
92,867	Susie Pearl	St. John, N.B.	Schr—Glt	1887	Waterborough, N.B.	75.8	24.7	6.8	75	Joshua Prescott, Sussex, N.B.
80,866	Swallow	Charlottetown	Schr—Glt	1885	Wallace, N.S.	48.7	17.7	6.6	29	R. M. Trenholm, Wallace, N.S.
103,006	Swallow	Chatham, N.B.	Schr—Glt	1893	Shippigan, N.B.	34.0	12.2	4.6	11	T. Ahier, Shippigan, N.B.

SESSIONAL PAPER No. 21b

103,947	Swallow	Chatham, N.B.	Schr—Glt	1890	Caracquet, N.B.	37 0	12 6	5 0	13	The C. Robin Collias Co., Ltd., Halifax, N.S.
83,093	Swallow	Port Hawkesbury	Schr—Glt	1880	Margaree, N.S.	33 0	12 0	5 6	12	Duncan McDonald, Margaree, N.S.
90,431	Swan	Barrington	Schr—Glt	1889	Port LaTour, N.S.	33 5	12 2	4 9	10	George Smith, Port La Tour, N.S.
103,762	Swan	Chatham, N.B.	Schr—Glt	1895	Caracquet, N.B.	38 1	13 0	4 8	48	T. Abier, Shippigan, N.B.
100,699	Swan	Digby	Schr—Glt	1893	Shelburne, N.S.	73 0	19 2	7 5	56	Milton and Edwin Haines, Freeport, N.S.
122,075	Swan	Toronto	Scow—Chd	1906	Huntsville, Ont.	48 0	18 3	3 3	66	The Huntsville, Lake of Bays & Lake Simcoe Nav. Co., Ltd., Huntsville, Ont.
122,111	Sweet Home	Sydney, N.S.	Schr—Glt	1906	Sydney, N.S.	38 8	13 5	5 1	14	John Marshall, Sydney, N.S.
100,986	Swift	Chatham, N.B.	Schr—Glt	1888	Caracquet, N.B.	35 6	12 6	5 0	11	Chas. DeGruchy, Caracquet, N.B.
90,493	Swift Current	Charlottetown	Schr—Glt	1885	St. Margaret's Bay, N.S.	64 8	22 0	7 8	65	Charles Hannan, Baddeck, N.S.
103,761	Swing	Chatham, N.B.	Schr—Glt	1893	Caracquet, N.B.	34 6	12 3	4 8	11	Agapit Albert, Caracquet, N.B.
107,523	Sybil	Victoria	Barge—Chd	1898 1904	Victoria, B.C. White Horse, Y.T.	101 0	28 3	4 2	99	The British Yukon Navigation Co., Ltd., Vancouver, B.C.
126,052	Sydenham (The)	Owen Sound	Dredge—Drague	1908	Wolland, Ont.	100 0	36 0	7 4	348	Canadian Dredging Co., Ltd., Midland, Ont.
131,142	T. 4	Vancouver	Scow—Chd	1909	New Westminster, B.C.	60 0	22 0	6 2	102	Charles A. Thompson, Vancouver, B.C.
126,755	T. F. M. No. 1	Montreal	Scow—Chd	1892	Ogdensburg, N.Y., U.S.A.	58 5	18 0	5 6	54	The T. F. Moore Co., Montreal, Que.
126,753	T. F. M. No. 2	Montreal	Dredge—Drague	1892	Ogdensburg, N.Y., U.S.A.	71 0	22 0	4 5	151	The T. F. Moore Co., Montreal, Que.
126,756	T. F. M. No. 3	Montreal	Scow—Chd	1895	Ogdensburg, N.Y., U.S.A.	58 5	18 0	2	61	The T. F. Moore Co., Montreal, Que.
126,754	T. F. M. No. 4	Montreal	Dredge—Drague	1895	Ogdensburg, N.Y., U.S.A.	76 4	23 7	3 6	143	The T. F. Moore Co., Montreal, Que.
130,705	T. H. 28	Vancouver	Scow—Chd	1911	New Westminster, B.C.	61 3	26 0	6 9	102	Thomas X. Hebron, Vancouver, B.C.
111,822	T. J. K. 1	Vancouver	Scow—Chd	1901	Vancouver, B.C.	72 0	21 0	5 0	59	The Emerson Lumber Co., Ltd., Vancouver, B.C.
116,460	T. J. K. No. 2	Victoria	Scow—Chd	1903	Vancouver, B.C.	98 0	30 0	5 7	143	The Vancouver Portland Cement Co., Ltd., Toronto, Ont.
126,567	T. W. J. Whittier	Sydney, N.S.	Schr—Glt	1907	Ingonish, N.S.	39 0	12 4	6 4	15	Walton, Jeremiah and Pious Whitty, South Bay, N.S.
77,836	T. W. Smith	Halifax	Schr—Glt	1879	Chezetcook, N.S.	48 5	17 5	7 0	35	Isaac Dauphinee, St. Margaret's Bay, N.S.

* Formerly a steamer.

ALPHABETICAL LIST of Canadian Registered Sailing Vessels on Registry Books, &c.—Continued.

LISTE ALPHABÉTIQUE des navires à voiles canadiens inscrits sur les registres, etc.—Suite.

Official Number. Numéro officiel.	Name of Ship. Nom du navire.	Port of Registry. Port d'enregistrement.	Rig. Gréement.	Build— Construit en	Where Built. Lieu de construction.	Length in feet and 10ths. Longueur en pieds et 10es.	Breadth in feet and 10ths. Largeur en pieds et 10es.	Depth in feet and 10ths. Profondeur en pieds et 10es.	Registered Tonnage. Tonnage enregistré.	Owner or Managing Owner, and Address. Armateur ou propriétaire gérant, et adresse.
116,885	T. Lilly	Arichat	Schr—Glt	1903	Port Felix, N.S.	33 8	10 9	5 2	10	Wm. Williams and Wm Pert, J.O., Tor Bay, N.S.
75,528	T. Owens	Montreal	Barge—Chd	1874	Montreal, Que.	94 0	19 2	5 7	90	The Charlemagne & Lac Ontario Lumber Co., Ltd., Montreal, Que.
130,722	Tacoma	Lunenburg	Schr—Glt	1906	Tancook, N.S.	40 2	10 0	5 2	11	Alexander Wilson, Jr., Tancook, N.S.
103,614	Tadousac	Quebec	Sloop	1895	Tadousac, Que.	53 5	17 9	4 9	41	Charles Lajoie, St. Fulgence, Que.
121,985	Tahkeena	Victoria	Barge—Chd	1907	White Horse, Y.T.	106 0	34 5	5 6	167	The British Yukon Navigation Co., Ltd., Vancouver, B.C.
116,417	Taku	Victoria	Barge—Chd	1903	Caribou, Y.T.	60 0	15 0	4 0	66	The British Yukon Navigation Co., Ltd., Vancouver, B.C.
111,800	Tallahassee	Port Hawkesbury	Schr—Glt	1908	Cheticamp, N.S.	34 5	10 0	5 0	12	Simon Belfontaine, Cheticamp, N.S.
103,754	Talmouth	Barrington	Schr—Glt	1897	La Have, N.S.	92 8	24 4	10 0	100	Scotia Lumber & Shipping Co., Ltd., Sherbrook, N.S.
*107,541	Tanivha	St. John, N.B.	Sloop	1897	St. John, N.B.	33 3	9 9	4 2	6	Robert Seely, St. John, N.B.
122,382	Tantalus	Victoria	Barge—Chd	1907	White Horse, Y.T.	120 0	38 7	5 6	211	The British Yukon Navigation Co., Ltd., Vancouver, B.C.
120,718	Tantiwana	St. John, N.B.	Dredge— Drague	1910	Upper Gagetown, N.B.	66 4	25 1	5 1	159	Imperial Dredging & Construction Co., Ltd., Oromocto, N.B.
61,411	Telegraph	Richibucto	Schr—Glt	1869	Miramichi, N.B.	39 3	13 5	5 8	20	John Jardine, jr., Rexton, N.B.
74,129	Telephone	Port Medway	Schr—Glt	1877	Port Medway, N.S.	73 3	20 7	8 3	70	J. Weston, Rexton, N.B.
59,387	Telephone	St. Andrews	Schr—Glt	1877	St. Andrews, N.B.	43 0	15 2	6 1	19	A. Stanley and J. E. Gaskill, Grand Manan, N.B.

* Formerly "Beatrice."

SESSIONAL PAPER No. 21b

121,707	Temeraire	Toronto	Sloop	1905	Oakville, Ont.	50 0	10 0	6 0	18 F. Nicholls, Toronto, Ont.
116,642	Témiscauingue No. 1	Ottawa	Barge—Chd	1903	Témiscauing, Que.	60 0	12 0	3 6	42 The Upper Ottawa Improvement Co., Ltd., Ottawa, Ont.
116,643	Témiscauingue No. 2	Ottawa	Barge—Chd	1903	Témiscauing, Que.	60 0	12 0	3 6	42 The Upper Ottawa Improvement Co., Ltd., Ottawa, Ont.
116,644	Témiscauingue No. 3	Ottawa	Barge—Chd	1903	Témiscauing, Que.	60 0	12 0	3 6	42 The Upper Ottawa Improvement Co., Ltd., Ottawa, Ont.
74,062	Temperance	Windsor, Ont.	Schr—Glt	1877	Tilbury West, Ont.	66 0	17 0	4 1	38 J. B. Gervais, Tilbury West, Ont.
126,943	Tenderfoot	Victoria	Schr—Glt	1910	Victoria, B.C.	33 0	10 5	5 8	9 Harry Bird, Victoria, B.C.
122,135	10. U. 8.	Yarmouth	Sloop	1906	Shellburne, N.S.	36 6	12 3	7 0	16 Wilson Rankin, Yarmouth, N.S.
90,784	Teressa	Victoria	Schr—Glt	1883	San Salvador, U.S.A.	80 0	22 3	7 2	63 Victoria Sealing Co., Ltd., Victoria, B.C.
121,972	Teshin	Victoria	Barge—Chd	1906	White Horse, Y.T.	105 7	34 5	5 5	159 The British Yukon Navigation Co., Ltd., Vancouver, B.C.
116,964	Tethys	St. Andrews	Schr—Glt	1896	West Isles, N.B.	38 0	14 2	7 6	20 G. L. Johnson, West Isles, N.B.
100,777	Teutonic	Chatham, N.B.	Schr—Glt	1892	Caracquet, N.B.	36 0	13 0	4 6	11 W. S. Loggie, Co., Ltd., Chatham, N.B.
	Teviok	Montreal	Barge—Chd	1863	Montreal, Que.	105 3	22 6	9 1	160 J. Gagnon, Montreal, Que.
80,637	Texas	Montreal	Barge—Chd	1880	Montreal, Que.	141 0	29 0	8 0	255 Dickson Anderson, Montreal, Que.
117,139	Thadia D.	Yarmouth	Sloop	1904	Cape Island, N.S.	31 0	11 0	6 0	10 J. L. Gallagher, Yarmouth, N.S.
112,273	The III	Montreal	Sloop	1903	Dorval, Que.	26 4	7 4	1 5	James J. Riley, jr., Montreal, Que.
100,615	Thelma	Annapolis Royal	Schr—Glt	1895	Granville, N.S.	68 5	20 0	7 4	49 Clarence W. Anderson, et al., Sherbrooke, N.S.
117,053	Thelma	Canso	Schr—Glt	1906	Canso, N.S.	39 0	13 0	7 0	15 Alexander M. Roberts, Canso, N.S.
122,236	Thelma B.	Barrington	Sloop	1907	Port Clyde, N.S.	31 0	12 6	6 6	12 Benjamin F. Cunningham, Cape Island, N.S.
116,895	Thelma E.	Shelburne	Sloop	1903	Clarke's Harbour, N.S.	35 0	11 8	6 0	11 Edward C. Acker, Harts Point, N.S., and Rufus F. Acker, Shelburne, N.S.
107,492	Thennis	Quebec	Schr—Glt	1898	Bato St. Paul, Que.	40 8	13 0	4 8	17 A. H. Simard, Bato St. Paul, Que.
122,639	Theodore Vages	Kingston	Schr—Glt	1876	Black River, O., U.S.A.	103 2	24 1	7 9	132 John Gowen, Deseronto, Ont.
90,894	Theresa	Barrington	Schr—Glt	1889	Eel Brook, N.S.	43 8	14 6	5 1	18 R. W. Stevens, Cape Island, N.S.
130,505	Theresa Maud	Shelburne	Schr—Glt	1912	Allendale, N.S.	91 5	25 2	9 3	78 William Forsey, Grand Bank, Nfld.
*94,635	Theresio	Yarmouth	Schr—Glt	1888	Jordan River, N.S.	105 0	26 0	10 1	148 Alfred Peters, Arichat, N.S.

*Formerly "Mildred J. McLean."

ALPHABETICAL LIST of Canadian Registered Sailing Vessels on Registry Books, &c.—Continued.

LISTE ALPHABÉTIQUE des navires à voiles canadiens inscrits sur les registres, etc.—Suite.

Official Number. Nunéro officiel.	Name of Ship. Nom du navire.	Port of Registry. Port d'enregistrement.	Rig. Gréement.	Built—Construct en	Where Built. Lieu de construction.	Length in feet and 10ths. Longueur en pieds et 10 ^{es} .	Breadth in feet and 10ths. Largeur en pieds et 10 ^{es} .	Depth in feet and 10ths. Profondeur en pieds et 10 ^{es} .	Registered tonnage. Tonnage enregistré.	Owner or Managing Owner, and Address. Armateur ou propriétaire gérant, et adresse.
92,577	Thetis.....	Halifax.....	Cutter.....	1888	Dartmouth, N.S.....	21 8	6 5	5 3	4	H. E. McLaren, Halifax, N.S.
107,545	Thetis.....	St. John, N.B.....	Sloop.....	1898	St. John, N.B.....	28 0	10 0	3 2	5	Henry R. McLellan, St. John, N.B.
122,091	Thistle.....	Barrington.....	Sloop.....	1905	Cape Island, N.S.....	30 0	11 4	6 0	10	Robert H. Brannen, M.O., Cape Island, N.S.
83,074	Thistle.....	Ottawa.....	Barge—Chd.....	1869	Kingston, Ont.....	108 0	22 3	5 5	117	John Eligh and David Eligh, J.O., Barris Rapids, Ont.
97,145	Thistle.....	St. Andrews.....	Sloop.....	1888	Grand Manan, N.B.....	27 0	12 9	5 0	12	Frank Ingersoll, Grand Manan, N.B.
125,994	Thistle.....	Quebec.....	Schr—Glt.....	1907	Montmagny, Que.....	94 8	24 3	5 4	80	The Price Bros., & Co., Ltd., Quebec, Que.
107,074	Thistle.....	St. John, N.B.....	Sloop.....	1897	St. John, N.B.....	31 0	11 2	4 0	8	D. DeVeber, Gagetown, N.B.
71,634	Thomas.....	Montreal.....	Barge—Chd.....	1874	Yamaska, Que.....	102 0	22 2	6 2	96	E. Courehière, Sorel, Que.
121,979	Thomas F. Bayard.....	Victoria.....	Schr—Glt.....	1880	Brooklyn, N.Y., U.S.A.....	86 6	21 1	8 6	67	Thos. Stockham, et al., Victoria, B.C.
90,893	Thomas H.....	Yarmouth.....	Schr—Glt.....	1889	Pubnico, N.S.....	40 0	13 5	5 1	13	Seth Nickerson, Barrington, N.S.
112,272	Thorella II.....	Montreal.....	Sloop.....	1903	Dorval, Que.....	37 2	8 2	1 8	William C. Finley, Montreal, Que.
131,101	Thorella III.....	Montreal.....	Sloop.....	1910	Dorval, Que.....	39 8	8 1	2 3	4	William C. Finley, Montreal, Que.
.....	Three (3).....	Montreal.....	Barge—Chd.....	1870	Pierreville, Que.....	94 1	18 8	6 0	105	Dennis Murphy, Ottawa, Ont.
88,542	Three Bells.....	Barrington.....	Schr—Glt.....	1884	Lockeport, N.S.....	79 0	23 0	9 0	92	Lewis Murray, Port Richmond, N.S.

SESSIONAL PAPER No. 21b

No.	Name	Type	Home Port	Tonnage	Length	Breadth	Depth	Speed	Agent
117,046	Three Brothers	Sloop	Barrington	32 0	12 1	6 2	13 4	13 4	1905 Clarke's Harbour, N.S.
117,184	Three Brothers	Schr—Glt	Chatham, N.B.	41 7	13 4	5 4	12 5	12 5	1905 Shippigan Island, N.B.
96,738	Three Brothers	Schr—Glt	Chatham, N.B.	35 2	12 5	4 8	16 0	16 0	1890 Shippigan, N.B.
42,432	Three Brothers	Schr—Glt	Gaspé	49 6	16 0	5 9	10 2	10 2	1865 Esquimaux Point, Que.
131,062	Three Cousins	Schr—Glt	Lanenburg	41 2	10 2	5 6	11 9	11 9	1909 Tancook, N.S.
126,778	303	Schr—Glt	Richibucto	30 0	11 9	5 0	11 0	11 0	1911 Richibucto, N.B.
107,440	Three Links	Sloop	St. Andrews	30 0	11 0	6 0	12 0	12 0	1899 Grand Manan, N.B.
116,825	Three Sisters	Sloop	Barrington	30 0	12 0	6 2	13 0	13 0	1903 Bear Point, N.S.
100,814	Three Sisters	Schr—Glt	Barrington	38 5	13 0	4 2	12 0	12 0	1894 Bear Point, N.S.
126,022	Three Swallows	Schr—Glt	Sydney, N.S.	30 2	12 0	5 0	11 4	11 4	1897 Glace Bay N.S.
117,052	Thrush	Schr—Glt	Canso	31 6	11 4	5 7	12 0	12 0	1899 } Beckerton, N.S. 1903 }
103,082	Thrush	Schr—Glt	Chatham, N.B.	32 4	12 0	4 8	34 4	34 4	1890 Shippigan, N.B.
97,200	Thrush	Barge—Chd	Montreal	181 0	34 4	11 7	13 7	13 7	1890 Montreal, Que.
75,726	Thrush	Schr—Glt	Yarmouth	40 0	13 7	5 4	22 5	22 5	1878 Cape St. Mary, N.S.
92,666	Thurso	Barge—Chd	Ottawa	105 0	22 5	7 5	12 8	12 8	1887 Rockland, Ont.
100,918	Tickler	Schr—Glt	Chatham, N.B.	39 0	12 8	5 3	11 2	11 2	1892 Caraquet, N.B.
130,049	Titus McLeod	Schr—Glt	Lanenburg	39 8	11 2	5 2	15 0	15 0	1906 Lanenburg, N.S.
96,961	Tivoli	Schr—Glt	Hulifax	41 0	15 0	6 5	25 5	25 5	1890 Little Harbour, N.S.
126,036	Tobaccac	Schr—Glt	Liverpool	102 5	25 5	10 6	27 0	27 0	1908 Liverpool, N.S.
117,086	Togo	Dredge	Collingwood	85 0	27 0	7 6	11 0	11 0	1897 Lachine, Que.
116,532	Togo	Schr—Glt	Lanenburg	43 2	11 0	6 2	15 4	15 4	1905 Tancook Island, N.S.
116,448	Togo	Schr—Glt	Shelburne	45 5	15 4	5 9	20 0	20 0	1903 Sable River, N.S.
121,773	Togo	Barge—Chd	Winnipeg	72 0	20 0	4 0	13 0	13 0	1903 Winnipeg, Man.
116,893	Togo	Schr—Glt	Yarmouth	38 0	13 0	5 0	12 6	12 6	1901 Pbnnico, N.S.
116,778	Togo Maru	Schr—Glt	Vancouver	43 0	12 6	4 8			1904 Bowen Island, B.C.

ALPHABETICAL LIST of Canadian Registered Sailing Vessels on Registry Books, &c.—Continued.

LISTE ALPHABÉTIQUE des navires à voiles canadiens inscrits sur les registres, etc.—Suite.

Official Number. Numéro officiel.	Name of Ship. Nom du navire.	Port of Registry. Port d'enregistrement	Rig. Gréement.	Built—Constructé en	Where Built. Lieu de construction.	Length in feet and 10ths. Longueur en pieds et 10 ^{es} .	Breadth in feet and 10ths. Largeur en pieds et 10 ^{es} .	Depth in feet and 10ths. Profondeur en pieds et 10 ^{es} .	Registered tonnage. Tonnage enregistré.	Owner or Managing Owner, and Address. Armateur ou propriétaire géant, et adresse.
	Toledo	Montreal	Barge—Chd	1872	Quebec, Que.	137 9	29 6	10 0	362	Montreal Transportation Co., Ltd., Montreal, Que.
111,949	Jan No. 1	New Westminster	Barge—Chd	1901	New Whatcom, Wash., U.S.A.	49 7	14 5	3 0	63	Henry D. Benson, Ladners, B.C.
126,361	Tomasco	Montreal	Dredge—Drague	1893	Coteau du Lac, Que.	75 1	25 2	5 8	128	Thomas Gauthier, Montreal, Que.
85,387	Topaz	Liverpool	Schr—Glt	1883	Port Clyde, N.S.	85 5	24 5	9 1	104	Henry Hanville, St. Lucia, B. W. Indies.
92,423	Topsy	Prescott	Scow—Chd	1866	Iroquois, Ont.	46 0	13 0	4 0	22	Mrs. Sarah M. Carman, Iroquois, Ont.
71,604	Toronto	Montreal	Barge—Chd	1874	Montreal, Que.	150 0	26 0	10 2	335	J. C. A. Turcotte and D. Chevrier, J.O., St. Joseph de Sorel, Que.
121,875	Toronto	Yarmouth	Sloop	1906	Clarke's Harbour, N.S.	36 0	12 0	6 0	13	A. C. Atkinson, Port La Tour, N.S.
80,696	Torpedo	Montreal	Barge—Chd	1882	Montreal, Que.	84 0	22 5	5 0	117	E. E. Gilbert, Montreal, Que.
92,510	Tourterelle	Montreal	Sloop	1887	Pierreville, Que.	95 9	22 8	6 5	102	A. Arcand, Portneuf, Que.
107,143	Transfer No. 1	Vancouver	Scow—Chd	1898	Vancouver, B.C.	186 4	40 0	12 0	773	Canadian Pacific Railway Co., Mon- treal, Que.
122,381	Transfer No. 2	Victoria	Barge—Chd	1907	Victoria, B.C.	233 0	40 7	12 0	973	Canadian Pacific Railway Co., Mon- treal, Que.
130,606	Transfer No. 3	Victoria	Barge—Chd	1911	Esquimalt, B.C.	250 0	42 0	10 8	927	Canadian Pacific Railway Co., Mont- real, Que.
41,821	Traveller	St. John, N.B.	Schr—Glt	1868	St. Martin's, N.B.	38 3	10 7	5 1	15	David Bradshaw, St. John, N.B.
126,125	Trenton	Kingston	Dredge—Drague	1908	Trenton, Ont.	74 8	30 6	7 6	251	Robert Weddell, M.O., Trenton, Ont.
92,667	Trial	Halifax	Schr—Glt	1882	Margaree, N.S.	36 0	12 8	5 6	13	Alexander Cormie, Margaree, N.S.

SESSIONAL PAPER No. 21b

112,114	Tribune	Halifax	1903	Mahone Bay, N.S.	44 6	15 0	6 5	22	Frederick Field, Mushaboom, N.S.
103,179	Trilby	Digby	1895	Sable River, N.S.	53 7	16 5	7 1	31	F. S. Lent, et al., Westport, N.S.
71,038	True Blue	Yarmouth	1876	Clare, N.S.	33 0	11 0	4 0	8	Wallace Haines, Westport, N.S.
130,368	True Darling	Arichat	1910	Port Felix, N.S.	33 4	11 9	5 6	18	John Belfountain, Port Felix, N.S.
107,994	True Love	Causo	1895	Causo, N.S.	37 0	10 5	5 8	10	David Walsh, Causo, N.S.
103,531	True Love	Halifax	1889	Sambro, N.S.	33 2	11 4	5 6	10	John C. Arnold, Terence Bay, N.S.
88,414	Trumpet	St. John, N.B.	837	Essex, Mass., U.S.A.	45 2	13 9	6 0	20	A. W. Holmes, Beaver Harbour, N.B.
	Try	Montreal	1860	Montreal, Que	91 3	18 7	5 5	84	E. Griffin, Ottawa, Ont.
103,998	Try Again	St. Andrews	1898	Meteghan, N.S.	36 1	13 0	5 0	15	A. W. Ingersoll, Grand Manan, N.B.
126,377	Tuarog	Halifax	1907	Brooklyn, N.S.	26 8	7 8	3 0	3	Alfred F. Haliburton, Halifax, N.S.
75,833	Twilight	Halifax	1878	Owl's Head, N.S.	42 0	14 4	6 0	14	H. R. Garrison, Ingrauport, N.S.
121,792	Twin Sisters	Yarmouth	1905	Shelburne, N.S.	31 0	11 0	6 0	10	Osborne D. Smith, et al., Cape Island, N.S.
	Two (2)	Montreal	1872	Montreal, Que	71 4	21 4	8 3	42	Montreal Transportation Co., Ltd., Montreal, Que.
38,480	Two Brothers	Arichat	1866	River Bourgeois, N.S.	51 6	16 6	7 4	31	Simon Laundry, River Bourgeois, N.S.
103,460	Two Brothers	Arichat	1899	L'Ardoise, N.S.	42 4	14 8	6 0	18	Maurice Peters, L'Ardoise, N.S.
122,184	Two Brothers	Arichat	1907	Main-a-Dieu, N.S.	43 0	13 4	5 5	19	Patrick Campbell, Main-a-Dieu, N.S.
107,991	Two Brothers	Causo	1898	Port Felix, N.S.	40 0	13 0	6 4	14	Frederick Jello, Port Felix, N.S.
103,583	Two Brothers	Chatham, N.B.	1895	Shippigan, N.B.	37 0	12 4	4 8	11	W. S. Loggie Co., Ltd., Chatham, N.B.
54,072	Two Brothers	Halifax	1838	Lunenbung, N.S.	43 2	13 5	6 9	39	Philip Smeltzer, et al., Lunenburg, N.S.
77,920	Two Brothers	Montreal	1868	Port Barwell, Ont.	103 6	21 0	8 0	99	N. E. Angers, Ste. Anne de la Parade, Que.
80,879	Two Brothers	Pictou, Ont.	1881	Batterssea, Ont.	95 0	18 6	4 8	56	A. G. Cousins, Belleville, Ont.
117,029	Two Brothers	Sydney, N.S.	1906	Ingonish, N.S.	41 0	13 6	7 3	17	James Williams, M.O., Ingonish, N.S.
117,138	Two Brothers	Yarmouth	1907	Pinkney's Point, N.S.	34 0	11 3	6 0	11	Reuben T. Surette, Pinkney's Point, N.S.
92,749	Two Sisters	Sackville	1896	Sackville, N.B.	76 6	25 0	7 2	86	Ed. Kenne, Riverside, N.B.
122,107	Two Sisters	Yarmouth	1905	Shelburne, N.S.	30 9	10 6	6 0	10	Thomas H. Chatwynd, Woods Harbour, N.S.

ALPHABETICAL LIST of Canadian Registered Sailing Vessels on Registry Books, &c.—Continued
 LISTE ALPHABÉTIQUE des navires à voiles canadiens inscrits sur les registres, etc.—Suite.

Official Number. — Numero officiel.	Name of Ship. — Nom du navire.	Port of Registry. — Port d'enregistrement.	Rig. — Gréement.	Built — Construit en	Where Built. — Lieu de construction.	Length in feet and 10ths. — Longueur en pieds et 10es.	Breadth in feet and 10ths. — Largeur en pieds et 10es.	Depth in feet and 10ths. — Profondeur en pieds et 10es.	Registered Tonnage. — Tonnage enregistré.	Owner or Managing Owner, — and Address. — Armateur ou propriétaire gérant et adresse.
83,287	Twylight.....	Kingston.....	Sloop.....	1882	Dog Lake, Ont.....	79 0	15 8	4 5	41	Clement Bell, Belleville, Ont.
100,575	Tyler.....	Halifax.....	Schr—Glt.....	1893	Lunenburg, N.S.....	62 7	20 7	8 0	54	Handford Outhouse, Tiverton, N.S.
85,410	Typhon.....	Magdalen Islands.....	Schr—Glt.....	1912	House Harbour, M.I., Que.	69 3	19 8	7 4	58	Anicet Arsenau, M.O., House Har- bour, M.I., Que.
126,690	Uda A. Saunders.....	Lunenburg.....	Schr—Glt.....	1910	Lunenburg, N.S.....	108 4	25 8	10 8	95	Scott Corkum, M.O., Lunenburg, N.S.
108,869	Uganda.....	Halifax.....	Schr—Glt.....	1898	Ship Harbour, N.S.....	38 8	12 7	5 2	14	R. Doherty, Eastern Passage, N.S.
112,117	Ulva.....	Lunenburg.....	Schr—Glt.....	1903	La Have, N.S.....	91 0	24 7	9 7	99	Albert V. Conrad, <i>et al.</i> , LaHave, N.S.
73,027	Una.....	Magdalen Islands.....	Schr—Glt.....	1879	House Harbour, M.I., Que.	62 6	19 4	7 3	41	Francis Cheverie, Magdalen Islands, Que.
100,235	Una.....	Halifax.....	Schr—Glt.....	1893	Pleasant Harbour, N.S.....	34 8	11 9	4 1	9	J. Cronan, Halifax, N.S.
121,699	Una.....	Yarmouth.....	Sloop.....	1904	Cape Island, N.S.....	31 0	11 0	6 0	10	Wm. C. Nickerson, Cape Island, N.S.
122,429	Uncas.....	Halifax.....	Schr—Glt.....	1908	Sambro, N.S.....	35 2	11 4	5 0	11	Arthur W. Nickerson, Sambro, N.S.
88,697	Uncle Sam.....	Halifax.....	Schr—Glt.....	1885	Pubnico, N.S.....	80 1	23 5	8 2	77	Wm. H. Harper, Jeddore, N.S.
122,306	Undaunted.....	Lunenburg.....	Schr—Glt.....	1907	Lunenburg, N.S.....	38 2	12 7	6 4	15	James D. Oxner, Dublin Shore, N.S.
122,066	Ungava.....	Montreal.....	Barge—Chd.....	1906	Collingwood, Ont.....	200 0	41 0	17 0	1228	Montreal Transportation Co., Ltd., Montreal, Que.

SESSIONAL PAPER No. 216

112,019	Unidella	Canso	Schr—Glt	1902	White Haven, N.S.	42 0	13 7	7 0	16	Norman Munroe, White Haven, N.S.
61,946	Union	Quebec	Schr—Glt	1870	Jeddore, N.S.	44 0	16 4	6 1	23	Felix Gagné, Malbaie, Que.
94,750	Union	St. John, N.B.	Schr—Glt	1889	St. Martin's, N.B.	79 0	26 6	7 3	97	John J. Shields, Alma, N.B.
107,636	Union No. 8	New Westminster	Barge—Chd	1898	Vancouver, B.C.	56 0	14 0	4 0	28	Union Steamship Co., Ltd., Vancouver, B.C.
103,742	Unique	Lambertburg	Schr—Glt	1896	Mahone Bay, N.S.	93 1	24 3	9 5	95	Nathaniel Butt, Bay St. George, Nfld.
100,708	Unique	Pictou, N.S.	Schr—Glt	1902	River John, N.S.	79 1	25 4	8 6	96	John O'Hara, Isaac's Harbour, N.S.
112,159	United Empire	Chatham, N.B.	Schr—Glt	1903	Caracquet, N.B.	42 0	14 0	5 6	27	Mrs. Sarah Young, and F. T. B. Young, J.O. Caracquet, N.B.
103,805	Unity	Pictou, N.S.	Schr—Glt	1901	Tatamagouche, N.S.	117 8	31 7	11 7	248	Alexander Weatherbee, M.O., Tatamagouche, N.S.
100,123	Uno	Wallaceburg	Barge—Chd	1892	Wallaceburg, Ont.	76 0	20 2	5 0	75	W. Whiteley, Scunbra, Ont.
96,890	Upper Traverse	Ottawa	Light ship			77 0	20 0	9 5	97	The Minister of Marine and Fisheries, Ottawa, Ont.
66,397	Uranus	St. John, N.B.	Schr—Glt	1874	Caming, N.B.	73 2	26 4	6 8	74	Charles A. Copp, Harvey, N.B.
103,417	Uruguay	Charlottetown	Schr—Glt	1895	La Have, N.S.	83 0	23 9	9 3	97	Robin, Jones & Whitman, Ltd., Halifax, N.S.
94,694	Utah and Eunice	Digby	Schr—Glt	1889	Freeport, N.S.	50 3	18 0	6 3	33	M. Haines, et al., Freeport, N.S.
117,057	Utowana	Canso	Schr—Glt	1907	Tancook, N.S.	42 6	12 6	6 3	15	Frank C. Johns, M.O., Canso, N.S.
107,249	V. C. Co., No. 1	New Westminster	Barge—Chd		New Westminster, B.C.	47 5	11 6	3 4	15	Victoria Canning Co. of B.C., Ltd., Victoria, B.C.
107,250	V. C. Co., No. 2	New Westminster	Barge—Chd		New Westminster, B.C.	47 0	13 6	3 4	18	Victoria Canning Co. of B.C., Ltd., Victoria, B.C.
107,252	V. C. Co., No. 3	New Westminster	Barge—Chd		New Westminster, B.C.	55 5	18 0	4 5	41	Victoria Canning Co. of B.C., Ltd., Victoria, B.C.
107,631	V. C. Co., No. 6	New Westminster	Barge—Chd	1898	New Westminster, B.C.	50 0	13 8	3 6	20	Victoria Canning Co. of B.C., Ltd., Victoria, B.C.
107,632	V. C. Co., No. 7	New Westminster	Barge—Chd	1898	New Westminster, B.C.	49 0	13 8	4 0	25	Victoria Canning Co. of B.C., Ltd., Victoria, B.C.
130,608	V. I. T. No. 1	Victoria	Barge—Chd	1911	Victoria, B.C.	90 0	32 0	8 2	193	Vancouver Island Towing Co., Ltd., Victoria, B.C.
130,616	V. I. T. No. 2	Victoria	Barge—Chd	1912	Victoria, B.C.	85 0	28 0	7 9	155	Vancouver Island Towing Co., Ltd., Victoria, B.C.
122,335	V. T. B. 1	Vancouver	Scow—Chd	1907	North Vancouver, B.C.	86 2	30 2	9 0	209	Vancouver Tug & Barge Co., Ltd., Vancouver, B.C.
122,336	V. T. B. 2	Vancouver	Scow—Chd	1907	North Vancouver, B.C.	86 6	30 7	9 0	212	Vancouver Tug & Barge Co., Ltd., Vancouver, B.C.

ALPHABETICAL LIST of Canadian Registered Sailing Vessels on Registry Books, &c.—Continued.

LISTE ALPHABÉTIQUE des navires à voiles canadiens inscrits sur les registres, etc.—Suite.

Official Number. Numéro officiel.	Name of Ship. Nom du navire.	Port of Registry. Port d'enregistrement.	Tug. Grément.	Built—Constructé en	Where Built. Lieu de construction.	Length in feet and 10ths. Longueur en pieds et 10es.	Breadth in feet and 10ths. Largeur en pieds et 10es.	Depth in feet and 10ths. Profondeur en pieds et 10es.	Registered Tonnage. Tonnage enregistré.	Owner or Managing Owner, and Address. Armateur ou propriétaire géant, et adresse.
122,508	V. T. B. 3.	Vancouver.	Scow—Chd.	1907	Vancouver, B.C.	86 4	32 1	9 0	223	Vancouver Tug & Barge Co., Ltd., Vancouver, B.C.
122,542	V. T. B. 4.	Vancouver.	Scow—Chd.	1907	Vancouver, B.C.	86 5	32 0	9 1	224	Vancouver Tug & Barge Co., Ltd., Vancouver, B.C.
122,543	V. T. B. 5.	Vancouver.	Scow—Chd.	1907	Vancouver, B.C.	86 4	32 0	9 1	224	Vancouver Tug & Barge Co., Ltd., Vancouver, B.C.
126,337	V. T. B. 6.	Vancouver.	Scow—Chd.	1909	Vancouver, B.C.	83 6	30 4	8 2	183	Vancouver Tug & Barge Co., Ltd., Vancouver, B.C.
126,628	V. T. B. 7.	Vancouver.	Scow—Chd.	1909	North Vancouver, B.C.	82 7	30 1	7 5	178	Vancouver Tug & Barge Co., Ltd., Vancouver, B.C.
130,293	V. T. B. 8.	Vancouver.	Scow—Chd.	1910	Vancouver, B.C.	82 0	30 1	8 0	178	Vancouver Tug & Barge Co., Ltd., Vancouver, B.C.
130,296	V. T. B. 9.	Vancouver.	Scow—Chd.	1910	Vancouver, B.C.	83 5	30 1	8 0	181	Vancouver Tug & Barge Co., Ltd., Vancouver, B.C.
130,363	V. F. Williams	Sydney, N.S.	Schr—Glt.	1911	Ingomish, N.S.	35 0	12 7	6 2	13	Vincent and Fabian Williams, Ingou- ish, N.S.
80,692	V. Paradis.	Montreal.	Barge—Chd.	1881	Sorel, Que.	130 0	24 7	10 0	214	Nap. Ladouceur, Sorel, Que.
130,640	Vagabond.	St. John, N.B.	Sloop.		U.S.A.	35 9	11 1	3 1	7	Alfred E. Everett, St. John, N.B.
103,340	Valda.	Montreal.	Sloop.	1890	Lachine, Que.	27 0	8 0	1 8	3	A. F. Riddell, Montreal, Que.
94,743	Valdare.	Digby.	Schr—Glt.	1888 { 1905	Cambridge, N.B.	83 4	27 6	7 0	95	W. G. and W. W. Clarke, Bear River, N.S.
116,711	Valeda.	Quebec.	Schr—Glt.	1904	St. Siméon, Que.	72 0	20 2	6 0	52	J. B. Brouillard, Dorval, Que.
92,394	Valenciá.	Kingston.	Schr—Glt.	1888	Garden Island, Ont.	178 0	30 8	13 2	543	Montreal Transportation Co., Ltd., Montreal, Que.
121,651	Valentina.	Yarmouth.	Sloop.	1903	Tusket Wedge N.S.	32 0	10 6	6 0	10	Mrs. Rossana Neville, Halifax, N.S.

SESSIONAL PAPER No. 21b

83,164	Valiant	Arichat	Schr—Glt	1881	La Have, N.S.	76 5	22 5	8 8	80	John B. Gerroir, West Arichat, N.S.
117,142	Valkyna	Halifax	Schr—Glt	1905	Indian Harbour, N.S.	42 0	11 6	6 2	13	L. Covey, Indian Harbour, N.S.
103,285	Valkyrie	Chatham, N.B.	Schr—Glt	1895	Shippigan, N.B.	36 1	12 0	5 2	12	P. Rive, Caraquet, N.B.
100,237	Valkyrie	Halifax	Schr—Glt	1893	Tancook, N.S.	34 4	8 6	3 6	5	H. F. Marsh, Halifax, N.S.
117,143	Valmore	Halifax	Schr—Glt	1905	Mahone Bay, N.S.	42 8	12 3	5 6	11	Clayton Collup, Lockeport, N.S.
103,852	Vampire	Halifax	Schr—Glt	1897	Dartmouth, N.S.	23 6	6 6	3 5	2	R. W. Holland, Vancouver, B.C.
80,650	Vanity	Yarmouth	Schr—Glt	1882	Matland, N.S.	39 0	12 6	4 8	11	S. F. Perry, Matland, N.S.
85,758	Varuna	Quebec	Schr—Glt	1883	St. Jean Port Joli, Que.	51 0	14 9	6 5	24	J. Bonillon, Ste. Anne de la Pte. au Parc, Rimouski Co., Que.
100,036	Vedette	Toronto	Lugger	1892	Toronto, Ont.	46 0	9 6	5 2	6	H. L. Lazier, Hamilton, Ont.
100,851	Voga	Quebec	Schr—Glt	1892	Isle aux Coudres, Que.	42 8	15 2	6 2	24	R. Daly, Quebec, Que.
100,431	Velma A.	Moncton	Schr—Glt	1892 1905	Harvey, N.B.	42 5	12 2	4 4	13	Bijah Chase, Sackville, N.B.
103,711	Venite	Yarmouth	Schr—Glt	1897	Maxillette, N.S.	47 0	14 1	6 0	24	James E. Crosby, Yarmouth, N.S.
130,351	Vennie May	Arichat	Schr—Glt	1910	Charles' Cove, N.S.	38 8	11 4	5 2	17	Thomas L. Richard, Charles' Cove, N.S.
92,778	Venturo	Victoria	Schr—Glt	1888	Vancouver, B.C.	68 3	16 6	6 3	48	Victoria Sealing Co., Ltd., Victoria, B.C.
94,832	Venus	Weymouth	Schr—Glt	1885	Booth Bay, Me., U.S.A.	59 0	18 4	6 7	42	John W. Snow, Digby, N.S.
103,058	Venus	Yarmouth	Sloop	1894	Shelburne, N.S.	28 0	11 1	5 3	8	C. Blades, Pubnico, N.S.
122,131	Venus	Yarmouth	Sloop	1905	Cape Island, N.S.	30 0	10 6	6 0	10	Louis P. Surette, Tusket Wedge, N.S.
*100,643	Vera	Victoria	Schr—Glt	1887	San Francisco, Cal., U.S.A.	74 0	21 2	8 5	60	Victoria Sealing Co., Ltd., Victoria, B.C.
103,609	Verbena	Sydney, N.S.	Schr—Glt	1898	Gabarouse, N.S.	56 0	15 7	5 9	27	G. W. Grant, Gabarouse, N.S.
103,736	Vere B. Roberts	Parrsboro'	Schr—Glt	1898	Parrsboro', N.S.	93 3	27 2	9 2	124	Magnus Benjamin, Parrsboro', N.S.
88,282	Veritas	St. Andrews	Schr—Glt	1878	Eastport, Me., U.S.A.	30 3	10 6	5 6	10	Simon Leonard, West Isles, N.B.
130,631	Verna L.	Lunenburg	Schr—Glt	1907	Lunenburg, N.S.	40 6	10 9	5 5	12	William Lehrs and Emanuel Corkum, Middle LaHave, N.S.
131,065	Vernie S.	Lunenburg	Schr—Glt	1907	Tancook, N.S.	33 5	9 5	4 8	10	Albert Stevens, Tancook, N.S.
121,756	Verona	Vancouver	Sloop	1906	Vancouver, B.C.	26 6	8 9	3 6	7	G. C. Van Horne, Vancouver, B.C.
71,617	Vet Ponne	Montreal	Sloop	1872	Pierroville, Que.	101 2	23 1	6 9	111	G. Lebrun, St. Aimé, Que.

* Formerly "Halcyon."

ALPHABETICAL LIST of Canadian Registered Sailing Vessels on Registry Books, &c.—Continued.

LISTE ALPHABÉTIQUE des navires à voiles canadiens inscrits sur les registres, etc.—Suite.

Official Number. Numéro officiel.	Name of Ship. Nom du navire.	Port of Registry. Port d'enregistrement.	Rig. Gréement.	Built—Constructé en	Where Built. Lien de construction.	Length in feet and 10ths. Longueur en pieds et 10es.	Breadth in feet and 10ths. Largeur en pieds et 10es.	Depth in feet and 10ths. Profondeur en pieds et 10es.	Registered Tonnage. Tonnage enregistré.	Owner or Managing Owner, and Address. Armateur ou propriétaire gérant, et adresse.
100,608	Vesper.....	Shelburne	Schr—Glt.....	1893	Sable River, N.S.....	35 4	14 0	6 0	14	Chas. Hupman, Summerville, N.S.
85,976	Vesta Pearl.....	St. John, N.B.....	Schr—Glt.....	1882	Canning, N.S.....	79 0	27 0	6 8	85	Jacob Mayer, St. John, N.B.
163,274	Vesuvius.....	Chatham, N.B.....	Schr—Glt.....	1888	Caraquet, N.B.....	35 0	12 1	5 0	10	G. Maillett, Shippigan, N.B.
121,891	Vice Reine.....	Shelburne	Sloop.....	1906	Shelburne, N.S.....	41 0	13 8	5 4	12	Eliezar Penney, M.O., Cape Island, N.S.
77,564	Victor.....	Montreal.....	Sloop.....	1872	Yanaska, Que.....	104 0	22 7	7 0	115	Geo. Foreman, Grace's Point, Que.
100,715	Victor.....	Montreal.....	Sloop.....	1893	Pierreville, Que.....	108 3	22 8	10 4	180	N. Laroche, Pierreville, Que.
103,026	Victor.....	Parraboro'.....	Schr—Glt.....	1836	Saybrook, Conn., U.S.A.....	58 8	20 6	6 0	43	G. A. Glaspy, St. John, N.B.
38,523	Victoria.....	Arichat.....	Schr—Glt.....	1874	French Village, N.S.....	52 9	16 5	6 1	24	Henry Burke, French Village, N.S.
103,775	Victoria.....	Chatham, N.B.....	Schr—Glt.....	1897	Shippigan, N.B.....	33 9	13 3	5 6	16	W. S. Loggie Co., Ltd., Chatham, N.B.
111,409	Victoria.....	Lunenburg.....	Schr—Glt.....	1900	LaHave, N.S.....	95 6	24 6	9 8	100	W. N. Reinhardt, M.O., LaHave, N.S.
74,222	Victoria.....	Montreal.....	Sloop.....	1875	Yanaska, Que.....	39 8	21 0	5 9	96	X. Lebrun, St. Aimé, Que.
96,996	Victoria.....	New Westminster.....	Sloop.....	1892	Port Guichon, B.C.....	36 0	11 0	3 5	13	John A. Maxwell, Nanaimo, B.C.
90,709	Victoria.....	St. Catharines.....	Scow—Chd.....	1870	Welland, Ont.....	109 0	23 0	6 5	156	Allan J. Holloway, Toronto, Ont.
107,359	Victoria.....	Sydney, N.S.....	Schr—Glt.....	1899	New Haven, N.S.....	37 0	12 4	5 0	11	Daniel Johnson, Louisburg, N.S.
100,492	Victoria.....	Victoria.....	Schr—Glt.....	1892	Victoria, B.C.....	80 0	20 4	8 4	63	Andrew J. Bechtel, Victoria, B.C.

SESSIONAL PAPER No. 216

122,495	Victory	Chatham, N.B.	Schr—Glt	1907	Esenimac, N.B.	34	8	9	8	4	8	10	Joseph A. and Livingston Williston, Hardwicke, N.B.
59,310	Victory	St. Andrews	Schr—Glt	1865	Harpswell, Me., U.S.A.	30	8	10	4	4	8	8	Geo. Mollolland, Campo Bello, N.B.
116,466	Vio	Vancouver	Bargo—Chd	1902	Vancouver, B.C.	62	0	20	2	2	0	22	Daniel King, Vancouver, B.C.
122,549	Vio No. 2	Vancouver	Scow—Chd	1908	Vancouver, B.C.	57	3	18	3	2	5	54	J. McDonald and W. G. Gillett, J.O., Vancouver, B.C.
126,338	Vio No. 3	Vancouver	Scow—Chd	1909	Vancouver, B.C.	62	8	18	3	2	8	61	Daniel King, Vancouver, B.C.
92,767	Vigie	Quebec	Schr—Glt	1889	Quebec, Que.	70	7	19	0	8	6	59	J. B. Barrette, St. Paul de Millivaches, Que.
92,589	Vigilant	Gaspé	Schr—Glt	1894	Peseco River, Anticosti, Que.	32	6	13	0	4	6	11	Luce Cornuet, Esquimaux Pt., Que.
106,251	Vigilant	Halifax	Schr—Glt	1894	Tancook Island, N.S.	34	3	9	0	3	7	5	Dudley Mills, Halifax, N.S.
116,370	Vigilant	St. Andrew's	Sloop	1906	Charles Harbour, N.S.	33	7	12	1	5	8	12	Webster Cossaboon, Grand Manan, N.B.
100,621	Viking	Port Dover	Sloop	1891	Port Dover, Ont.	62	0	16	6	7	8	39	D. J. McLeod, Newcastle, Ont.
107,331	Viking	St. John, N.B.	Sloop	1899	Yarmouth, N.S.	30	3	11	6	3	6	9	H. H. Bissett, St. John, N.B.
*121,721	Viking	Vancouver	Sloop		Victoria, B. C.	27	8	9	0	4	0	8	Walter G. Sweet and Lewis H. Evans, Vancouver, B.C.
75,785	Village Belle	Port Medway	Schr—Glt	1878	East Port Medway, N.S.	63	8	21	0	8	3	55	S. E. Teel, Vogler's Cove, N.S.
116,556	Village Bello	Maritland	Schr—Glt	1907	Maritland, N.S.	87	0	21	9	8	9	99	John Clark, Maritland, N.S.
57,662	Village Brde	Halifax	Schr—Glt	1867	Chezetcook, N.S.	45	4	15	0	6	4	24	George Doray and Peter Fongere, West Arichat, N.S.
69,192	Village Queen	Halifax	Schr—Glt	1874	Mahono Bay, N.S.	48	6	15	9	6	6	24	Charles Brundage, Sheet Harbour, N.S.
88,302	Villagois	Quebec	Bargo—Chd	1881	St. Jean Deschaillons, Que.	92	6	22	6	6	5	93	G. Giguac, Portneuf, Que.
117,183	Vina	Chatham, N.B.	Schr—Glt	1905	Shippigan, N.B.	38	4	13	0	5	0	14	J. Noel, Shippigan, N.B.
97,186	Viola	Windsor, N.S.	Schr—Glt	1891	Salmon River, N.S.	90	0	28	0	9	0	121	J. Willard Smith, St. John, N.B.
121,659	Viola	Yarmouth	Sloop	1901	Tusket Wedge, N.S.	33	0	11	0	6	0	10	Alexander Frontain, Salmon River, N.S.
126,912	Viola G. Hartlin	Halifax	Schr—Glt	1910	Jeddore, N.S.	51	0	16	0	6	8	25	Peter Hartlin, M.O., Jeddore, N.S.
100,330	Viola Pearl	Yarmouth	Schr—Glt	1894	Fal Brook, N.S.	45	0	16	7	6	7	21	David McClelland, St. John, N.B.
121,873	Viola S.	Yarmouth	Sloop	1906	Surette's Island, N.S.	35	2	12	9	6	4	16	Samuel Surette, M.O., Surette's Isld., N.S.
126,917	Violet C.	Halifax	Schr—Glt	1911	Siambro, N.S.	37	9	11	4	5	0	14	James H. Smith, Siambro, N.S.

* Formerly a steamer.

ALPHABETICAL LIST of Canadian Registered Sailing Vessels on Registry Books, &c.—Continued.
LISTE ALPHABÉTIQUE des navires à voiles canadiens inscrits sur les registres, etc.—Suite.

Official Number. Numéro officiel.	Name of Ship. Nom du navire.	Port of Registry. Port d'enregistrement.	Rig. Gréement.	Built—Construct en	Where Built. Lieu de construction.	Length in feet and 10ths. Longueur en pieds et 10es.	Breadth in feet and 10ths. Largeur en pieds et 10es.	Depth in feet and 10ths. Profondeur en pieds et 10es.	Registered Tonnage. Tonnage enregistré.	Owner or Managing Owner, and Address. Armateur ou propriétaire gérant, et adresse.
130,566	Violet F	Lanenburg	Schr—Glt	1909	Tancook, N.S.	42 2	10 3	5 3	12	Wellesley Frederick, M.O., Indian Harbour, N.S.
94,726	Violet N	Digby	Schr—Glt	1888	Cornwallis, N.S.	54 0	17 8	6 4	32	Andrew Coggins, et al., Westport, N.S.
90,485	Violet West.	Halifax	Schr—Glt	1885	Seaforth, N.S.	49 6	18 0	7 0	36	F. J. Cornelius, M.O., Glen Margaret, N.S.
122,238	Violet and Annie	Halifax	Sloop	1908	Port Clyde, N.S.	41 5	13 0	5 6	12	Robin, Jones & Whitman, Ltd., Halifax, N.S.
100,548	Violetta	Digby	Schr—Glt	1898	Hillsburn, N.S.	36 0	13 4	5 4	11	A. W. Longmire, Hillsburn, N.S.
130,423	Vira Evelyn	St. Andrews	Sloop	1894	Swan's Isl'd, Me., U.S.A.	37 6	13 6	6 6	14	Frank M. Calder, Campo Bello, N.B.
96,773	Virgin	Port Hawkesbury	Schr—Glt	1894	Chetivamp, N.S.	33 0	11 4	4 9	10	Robin, Jones & Whitman, Ltd., Halifax, N.S.
108,125	Virgin Queen	St. Andrews	Sloop	1896	East Machias, Me., U.S.A.	40 0	13 0	5 6	16	Nelson Morse, Grand Manan, N.B.
122,452	Virginia	Barrington	Sloop	1907	Tasket Wedge, N.S.	36 0	13 4	7 0	17	Willard M. Kelley, Yarmouth, N.S.
70,283	Virginia	Montreal	Barge—Chd	1874	Montreal, Que.	110 0	22 9	8 8	185	The Kingston & Montreal Forwarding Co., Ltd., Kingston, Ont.
116,330	Virginian	Parrsboro	Schr—Glt	1904	Port Greville, N. S.	85 5	23 6	7 8	100	James S. Graham, et al., Fox River, N. S.
51,537	Virginie	Quebec	Barge—Chd	1864	Grondules, Que.	83 3	22 0	7 4	86	E. Hanelin, Grondules, Que.
74,258	Virginie	Quebec	Barge—Chd	1876	St. Eudèle, Que.	55 8	21 5	7 6	112	Solomon Berard, Sorel, Que.
122,190	Virginie S.	Aricbat	Schr—Glt	1910	New Harbour, N.S.	41 0	12 9	7 1	16	Elias V. Landry, M.O., Petit de Grat, N.S.
90,863	Vivian	Victoria	Schr—Glt	1885	Chester, N.S.	76 9	22 8	9 0	92	Duncan Stewart, Victoria, B.C.

SESSIONAL PAPER No. 21b

126,021	Vivian	Sydney, N.S.	Schr—Glb	1907	Ingonish, N.S.	55 0	14 0	7 2	25	Wm. Duff, Lunenburg, N.S.
116,283	Vixen	Hatifax	Schr—Glb	1903	Ship Harbour, N.S.	47 8	13 0	6 5	15	Robert Keating, Ship Harbour, N.S.
103,678	Vladimir	Toronto	Scow—Ghd	1897	Bracebridge, Ont.	44 4	13 2	4 0	43	S. Brown, Bracebridge, Ont.
100,995	Voltaire	Chatham, N.B.	Schr—Glb	1891	Shippigan, N.B.	35 0	12 0	4 6	10	P. Rive, Caraquet, N.B.
100,357	Voltaire	Quebec	Schr—Glb	1888	Rimouski, Que.	35 2	14 3	4 8	14	Frs. St. Pierre, Matane, Que.
103,352	Voltaire	Quebec	Sloop	1891	Les Escornains, Que.	60 8	18 6	5 3	34	Hypolite Bonlianc, Tuloisac, Que.
96,910	Volunteer	Kingston	Schr—Glb	1891	Dog Lake, Ont.	88 8	17 0	5 6	59	Barney Black, Kingston, Ont.
111,794	Volunteer	Port Hawkesbury	Schr—Glb	1903	Port Hawkesbury, N.S.	38 0	12 1	6 3	11	David A. Boudreau, Pointe de Glat, N.S.
103,111	Volunteer	St. Andrews	Schr—Glb	1888	Grand Maun, N.B.	36 0	12 3	5 0	14	Milton W. Ingersoll, Grand Maun, N.B.
100,966	Von Moltke	Chatham, N.B.	Schr—Glb	1890	Caraquet, N.B.	36 1	11 9	4 6	11	P. J. Feigot, Caraquet, N.B.
96,034	Vreda	Toronto	Cutter	1888	Troon, G.B.	53 3	10 1	9 5	18	A. G. Pouchon, Toronto, Ont.
103,588	Vulture	Chatham, N.B.	Schr—Glb	1896	Caraquet, N.B.	36 3	12 5	5 0	13	W. S. Loggie Co., Ltd., Chatham, N.B.
126,693	W. C. & St. M. No. 2	Montreal	Scow—Ghd	1909	Chateaugay, Que.	28 5	17 5	3 5	43	Arthur Belanger and A. Laforce, J.O., Lachine, Que.
126,694	W. C. & St. M. No. 3	Montreal	Scow—Ghd	1909	Chateaugay, Que.	32 0	16 5	4 0	21	Arthur Belanger and A. Laforce, J.O., Lachine, Que.
126,323	W. F. 1	Vancouver	Scow—Ghd	1908	Vancouver, B.C.	80 6	30 1	7 5	163	Vancouver Tug and Barge Co., Ltd., Vancouver, B.C.
126,396	W. J. P. Co. No. 1	Lunenburg	Scow—Ghd	1902	Montreal, Que.	97 2	27 0	9 6	171	The W. J. Poupore Co., Ltd., Montreal, Que.
126,397	W. J. P. Co. No. 2	Lunenburg	Scow—Ghd	1908	Lunenburg, N.S.	97 2	27 0	9 6	171	The W. J. Poupore Co., Ltd., Montreal, Que.
126,398	W. J. P. Co. No. 3	Lunenburg	Scow—Ghd	1908	Lunenburg, N.S.	97 2	27 0	9 6	171	The W. J. Poupore Co., Ltd., Montreal, Que.
126,399	W. J. P. Co. No. 4	Lunenburg	Scow—Ghd	1902	Montreal, Que.	98 0	30 0	7 0	183	The W. J. Poupore Co., Ltd., Montreal, Que.
126,400	W. J. P. Co. No. 5	Lunenburg	Scow—Ghd	1907	Liverpool, N.S.	33 8	19 1	3 0	18	The W. J. Poupore Co., Ltd., Montreal, Que.
126,364	W. J. P. Co. No. 8	Montreal	Scow—Ghd	1908	Stord, Que.	69 6	19 2	7 0	75	The W. J. Poupore Co., Ltd., Montreal, Que.
126,365	W. J. P. Co. No. 9	Montreal	Scow—Ghd	1896	Morrisburg, Ont.	79 5	22 2	7 7	115	The W. J. Poupore Co., Ltd., Montreal, Que.
126,366	W. J. P. Co. No. 10	Montreal	Scow—Ghd	1896	Morrisburg, Ont.	79 6	22 2	7 4	112	The W. J. Poupore Co., Ltd., Montreal, Que.

ALPHABETICAL LIST of Canadian Registered Sailing Vessels on Registry Books, &c. *Continued.*

List ALPHABÉTIQUE des navires à voiles canadiens inscrits sur les registres, etc.—*Suite.*

Official Number. Numéro officiel.	Name of Ship. Nom du navire.	Port of Registry. Port d'enregistrement.	Rig. Armement.	Built— Constructé en	Where Built. Lieu de construction.	Length in feet and 10ths. Longueur en pieds et 10es.	Breadth in feet and 10ths. Largeur en pieds et 10es.	Depth in feet and 10ths. Profondeur en pieds et 10es.	Registered tonnage. Tonnage enregistré.	Owner or Managing Owner, and Address. Armateur ou propriétaire gérant, et adresse.
126,367	W. J. P. Co., No. 11.	Montreal.	Scow—Chd.	1908	Sorel, Que.	72 7	17 8	6 8	72	The W. J. Poupore Co., Ltd., Montreal, Que.
126,368	W. J. P. Co., No. 12.	Montreal.	Scow—Chd.	1908	Sorel, Que.	72 3	17 7	6 5	68	The W. J. Poupore Co., Ltd., Montreal, Que.
126,369	W. J. P. Co., No. 14.	Montreal.	Scow—Chd.	1897	Pembroke, Ont.	49 4	21 0	4 2	36	The W. J. Poupore Co., Ltd., Montreal, Que.
126,370	W. J. P. Co., No. 15.	Montreal.	Scow—Chd.	1903	Pont de l'Île, Que.	39 8	10 6	2 0	6	The W. J. Poupore Co., Ltd., Montreal, Que.
126,481	W. J. P. Co., No. 16.	Montreal.	Scow—Chd.	1908	Sorel, Que.	48 7	16 7	3 4	22	The W. J. Poupore Co., Ltd., Montreal, Que.
126,482	W. J. P. Co., No. 17.	Montreal.	Scow—Chd.	1903	Montreal, Que.	78 4	24 8	4 4	71	The W. J. Poupore Co., Ltd., Montreal, Que.
126,483	W. J. P. Co., No. 18.	Montreal.	Scow—Chd.	1903	Pont de l'Île, Que.	47 0	15 1	3 1	19	The W. J. Poupore Co., Ltd., Montreal, Que.
126,484	W. J. P. Co., No. 19.	Montreal.	Scow—Chd.	1903	Montreal, Que.	80 2	19 2	6 0	74	The W. J. Poupore Co., Ltd., Montreal, Que.
126,488	W. J. P. Co., No. 20.	Montreal.	Scow—Chd.	1909	Sorel, Que.	65 5	22 1	7 5	117	The W. J. Poupore Co., Ltd., Montreal, Que.
107,456	W. K. IV.	Vancouver.	Scow—Chd.	1899	Vancouver, B.C.	59 9	21 9	4 8	52	Simon McKenzie, Vancouver, B.C.
111,535	W. K. No. III.	Vancouver.	Scow—Chd.	1891	Vancouver, B.C.	62 0	22 2	5 0	55	Gordon T. Legg, Vancouver, B.C.
111,536	W. K. No. IV.	Vancouver.	Scow—Chd.	1891	Vancouver, B.C.	58 0	21 3	5 0	55	Gordon T. Legg, Vancouver, B.C.
111,537	W. K. No. 5.	Vancouver.	Scow—Chd.	1891	Vancouver, B.C.	58 0	21 0	5 0	54	Gordon T. Legg, Vancouver, B.C.
117,010	W. K. No. 6.	Vancouver.	Scow—Chd.	1903	New Westminster, B.C.	69 0	25 0	6 8	101	L. Wilson, et al., New Westminster, B.C.

130,500	W. M. R. No. 2	New Westminster	Barge—Chd	1911	New Westminster, B.C.	85 0	27 0	7 3	153	Mrs. Alice M. Garnett, Victoria, B.C.
130,861	W. M. R. No. 3	New Westminster	Barge—Chd	1910	New Westminster, B.C.	87 0	30 0	8 7	196	Mrs. Alice M. Garnett, Victoria, B.C.
92,661	W. A. Crombie	Ottawa	Barge—Chd	1887	Ottawa, Ont.	110 0	22 0	7 0	155	The Riordan Paper Co., Ltd., Montreal, Que.
111,560	W. C. Clark	St. Andrews	Schr—Glt	1901	Grand Manan, N.B.	36 0	13 2	6 0	16	Manilla Cheney, Grand Manan, N.B.
116,501	W. C. Silver	Lunenburg	Schr—Glt	1901	Bridgewater, N.S.	93 6	21 1	9 6	97	Kenneth Silver, M.O., La Have, N.S.
107,512	W. E. Gladstone	St. John, N.B.	Schr—Glt	1898	Carleton, N.B.	42 0	15 0	5 9	19	Alexander Shaw, Yarmouth, N.S.
121,696	W. F. Britcliffe	Yarmouth	Shoop	1904	Woods Harbour, N.S.	35 0	11 8	5 5	10	G. W. Smith, M.O., Woods Harbour, N.S.
88,518	W. F. Elizabeth	Sydney, N.S.	Schr—Glt	1886	St. Peter's, N.S.	32 1	12 8	5 1	10	Thomas Doyle, North Rustico, P.E.I.
122,581	W. F. Foley	Yarmouth	Schr—Glt	1908	Tusket Wedge, N.S.	69 6	19 6	8 0	51	The Minister of Marine and Fisheries, Ottawa, Ont.
117,162	W. H. Baxter	Windsor, N.S.	Schr—Glt	1905	Canning, N.S.	138 0	32 6	12 4	331	Wm. H. Baxter, M.O., Canning, N.S.
126,406	W. H. Rowley	Ottawa	Barge—Chd	1909	Hull, Que.	113 0	21 2	7 8	179	The Ottawa Transportation Co., Ltd., Ottawa, Ont.
92,669	W. H. Sixsmith	Ottawa	Barge—Chd	1887	Hull, Que.	112 0	23 0	7 6	147	The Ottawa Transportation Co., Ltd., Ottawa, Ont.
130,824	W. H. Smith	Lunenburg	Schr—Glt	1912	Malome Bay, N.S.	103 0	25 5	10 5	91	William Smith, M.O., Lunenburg, N.S.
100,099	W. H. Waters	St. John, N.B.	Schr—Glt	1893	Westfield, N.B.	86 5	28 1	7 9	120	B. S. Gale, <i>et al.</i> , Cumberland Bay, N.B.
71,271	W. J. Suffell	Kingston	Schr—Glt	1871	Port Burwell, Ont.	120 0	26 0	9 8	238	Wm. H. Gilbert, Belleville, Ont.
122,471	W. K. Graffey	Ottawa	Barge—Chd	1907	Hull, Que.	122 1	24 1	8 6	208	The Ottawa Transportation Co., Ltd., Ottawa, Ont.
121,786	W. M. Debell	Ottawa	Barge—Chd	1906	Hull, Que.	121 8	24 1	8 1	196	The Ottawa Transportation Co., Ltd., Ottawa, Ont.
126,598	W. M. Richard	Annapolis Royal	Schr—Glt	1910	Port Greenville, N.S.	139 4	33 6	11 5	323	A. D. Mills & Sons, Ltd., M. O., Annapolis Royal, N.S.
88,688	W. R. Barry	St. John, N.B.	Schr—Glt	1885	Westfield, N.B.	51 1	16 0	4 4	30	Chas. A. C. Gorham, Greenwield, N.B.
*122,113	W. S. Calvert	Toronto	Schr—Glt	1871	Chester, Pa., U.S.A.	191 0	29 0	11 4	513	The Sarnia Toledo Transit Co., Ltd., Toronto, Ont.
111,649	W. S. Wynod	Lunenburg	Schr—Glt	1901	Malome Bay, N.S.	90 8	24 7	10 0	100	P. H. Wilcox, M.O., Malome Bay, N.S.
130,725	W. Baker	Lunenburg	Schr—Glt	1905	Tancook, N.S.	39 6	9 9	5 2	10	William Baker, Tancook, N.S.
126,301	W. Gibeau	Montreal	Shoop	1903	Notre Dame de Pierreville, Que.	108 8	22 8	7 6	119	William Gibeau, Notre Dame de Pierreville, Que.
131,166	W. Corlada	Lunenburg	Schr—Glt	1912	Lunenburg, N.S.	117 2	26 3	10 4	108	Edwin Beckman, M.O., Lunenburg, N.S.

* Formerly "Barks."

ALPHABETICAL LIST of Canadian Registered Sailing Vessels on Registry Books, &c.—Continued.

LISTE ALPHABÉTIQUE des navires à voiles canadiens inscrits sur les registres, etc.—Suite.

Official Number. Numéro officiel.	Name of Ship. Nom du navire.	Port of Registry Port d'enregistrement.	Rig. Gréement.	Built—Construct en	Where Built. Lieu de construction.	Length in feet and 10ths. Longueur en pieds et 10 ^{es} .	Breadth in feet and 10ths. Largeur en pieds et 10 ^{es} .	Depth in feet and 10ths. Profondeur en pieds et 10 ^{es} .	Registered Tonnage. Tonnage enregistré.	Owner or Managing Owner, and Address. Armateur ou propriétaire géant, et adresse.
100,174	W. Gill.	Montreal.	Sloop	1891	Pierreville, Que.	91 0	23 0	6 0	89	Napoleon Grenier, Notre Dame de Pierreville, Que.
75,529	W. Owens.	Montreal.	Barge—Chd	1874	Monte Bello, Que.	94 0	19 2	5 7	90	J. Bouvier, St. Roch, Que.
100,543	W. Parnell O'Hara	Charlottetown.	Schr—Glt.	1886	Essex, Mass., U.S.A.	80 2	23 0	8 3	79	Edward Boswell, and Allan McLean, Victoria, P.E.I.
131,941	W. Robidoux.	Sorel.	Dredge—Drague	1912	Yanaska, Que.	85 4	25 4	6 0	128	Moise Robidoux, Yanaska, Que.
120,527	W. Rutherford.	Ottawa.	Barge—Chd	1910	Hull, Que.	108 0	22 8	7 2	147	The Ottawa Transportation Co., Ltd., Ottawa, Ont.
†130,610	Wabash No. 1.	Victoria.	Barge—Chd		U.S.A.	50 0	15 0	3 5	20	Frances A. MacFarlane and Frederick MacFarlane, Sidney, B.C.
122,049	Waldo R.	St. Andrews.	Schr—Glt	1906	West Isles, N.B.	51 0	17 2	7 0	47	Winslow Richardson, West Isles, N.B.
111,793	Walla Walla.	Port Hawkesbury.	Schr—Glt	1903	Cheticamp, N.S.	34 0	11 2	5 6	11	Simon Belfontain, Eastern Harbour, N.S.
92,569	Walter.	Halifax.	Schr—Glt	1882	Red Head, N.S.	36 3	13 4	6 5	15	Robert Johnson, Halifax, N.S.
116,724	Walter C.	St. John, N.B.	Sloop	1904	Lorneville, N.B.	41 9	15 5	5 5	18	J. L. Belling, Chance Harbour, N.B.
94,814	Walter L. Rich.	Victoria.	Schr—Glt	1887	Booth Bay, Me., U.S.A.	79 2	22 0	7 6	84	Victoria Sealing Co., Ltd., Victoria, B.C.
96,944	Walter Miller.	St. John, N.B.	Schr—Glt	1890	Black River, N.B.	93 2	27 7	7 3	118	Chas. S. Smith, St. Martins, N.B.
100,019	Wanita	Windsor, N.S.	Schr—Glt	1897	Granville, N.S.	60 8	20 0	7 8	42	Royal P. Soley, Economy, N.S.
90,896	Wapiti.	Yarmouth.	Schr—Glt	1889	Shelburne, N.S.	90 4	24 2	9 7	100	A. F. Stoneham, et al., Yarmouth, N.S.

† Foreign name "Stella."

126,571	Warbler	Port Hawkesbury	Schr—Glb	1909	Chedokeup, N.S.	35	9	15	0	6	0	10	Robin, Jones & Whitman, Ltd., Halifax, N.S.
130,682	Warren G. C.	Lunenburg	Schr—Glb	1907	Lunenburg, N.S.	40	2	10	8	5	5	12	Daniel Gilfoy, M.O., Peltz South, N.S.
126,120	Warren G. Winters	Lunenburg	Schr—Glb	1909	Lunenburg, N.S.	98	2	25	6	10	5	95	Freeman, Anderson, M.O., Lunenburg, N.S.
100,985	Wasp	Chatham, N.B.	Schr—Glb	1888	Carapuet, N.B.	36	0	12	8	5	0	12	C. Robb, Collas & Co., Ltd., Jersey, C.F.
103,855	Wasp	Halifax	Sloop	1897	Dartmouth, N.S.	23	6	6	6	1	0	2	R. Bauld, Halifax, N.S.
126,115	Wauanga	Lunenburg	Schr—Glb	1908	Lunenburg, N.S.	61	0	25	3	16	1	99	Henry W. Adams, M.O., Lunenburg, N.S.
52,198	Watchman	St. John, N.B.	Schr—Glb	1865	Grand Lake, N.B.	61	0	22	2	6	0	46	Jesse Elliott, Economy, N.S.
61,994	Water Lily	Halifax	Schr—Glb	1870	Liverpool, N.S.	38	4	11	0	5	5	11	Donald McKenzie, Pictou, N.S.
122,023	Water Witch	Liverpool	Schr—Glb	1906	Liverpool, N.S.	111	3	28	9	11	4	190	John C. Crossie, St. John's, Nfld.
80,961	Waterlily	Halifax	Schr—Glb	1880	Little Glace Bay, N.S.	41	6	14	6	5	8	19	Sheleh Evans, Halifax, N.S.
	Wauban-shene	Toronto	Schr—Glb	1872	Chatham, Ont.	119	0	25	0	11	6	478	The Collin's Bay Rafting & Forwarding Co., Ltd., Kingston, Ont.
90,488	Wave	Charlottetown	Schr—Glb	1885	Spry Harbour, N.S.	13	5	11	0	5	5	19	Geo. A. Poole, Lower Montague, P.E.I.
77,969	Wave Queen	St. Andrews	Schr—Glb	1879	St. George, N.B.	30	2	11	7	5	1	11	Wm. McMan, St. George, N.B.
126,774	Wawota	Richibucto	Schr—Glb	1903	Point Sapin, N.B.	30	5	9	9	1	8	11	William H. and David V. Long Richibucto, N.B.
88,228	WELCOME	Charlottetown	Schr—Glb	1881	Chezeteook, N.S.	17	8	17	3	7	2	33	Robert Whiteway, Murray River, P.E.I.
116,887	Wenona	Arichab	Schr—Glb	1902	Tor Bay, N.S.	35	1	10	5	4	9	10	John J. Ubold, Tor Bay, N.S.
100,152	Werra	Lunenburg	Schr—Glb	1891	Lunenburg, N.S.	77	0	23	6	8	8	85	Levi A. Blackmour, North Sydney, N.S.
75,585	West Wind	Digby	Schr—Glb	1877	Port Gilbert, N.S.	45	7	16	1	6	0	25	Geo. Post, Digby, N.S.
107,761	Western Light	Charlottetown	Schr—Glb	1902	Munmingsash, P.E.I.	55	9	17	7	6	8	39	Chas. Veno, Munmingsash, P.E.I.
107,760	Western Prince	Charlottetown	Schr—Glb	1889	Alberton, P.E.I.	35	7	12	4	1	6	10	Wallace Richards, Alberton, P.E.I.
126,957	Westholme No. 2	Vancouver	Barge—Ghd	1909	Chenainus, B.C.	80	3	36	5	8	4	218	Conly Tug & Barge Co., Ltd., Vancouver, B.C.
126,955	Westholme No. 3	Victoria	Barge—Ghd	1910	Swanson Bay, B.C.	100	0	32	0	8	0	211	The Westholme Lumber Co., Ltd., Victoria, B.C.
130,391	Westmeat	Montreal	Barge—Ghd	1910	Grand Piles, Que.	42	0	7	3	1	8	6	Epheum G. Hutchins, Grand Piles, Que.
	Wheat Bin	Montreal	Barge—Ghd	1870	Montreal, Que.	148	9	21	6	9	5	320	Alphonse Desrosier, Lacombe, Que.
77,744	Whip-poor-Will	Stochborno	Schr—Glb	1875	Loekport, N.S.	41	0	13	6	5	5	17	Isaac Ringor, Sand Point, N.S.

ALPHABETICAL LIST of Canadian Registered Sailing Vessels on Registry Books, &c.—Continued.

LISTE ALPHABÉTIQUE des navires à voiles canadiens inscrits sur les registres, etc.—Suite.

Official Number. Numéro officiel.	Name of Ship. Nom du navire.	Port of Registry. Port d'enregistrement.	Rig. Gréement.	Built—Construct en	Where Built. Lieu de construction.	Length in feet and 10ths. Longueur en pieds et 10es.	Breadth in feet and 10ths. Largeur en pieds et 10es.	Depth in feet and 10ths. Profondeur en pieds et 10es.	Registered Tonnage. Tonnage enregistré.	Owner or Managing Owner, and Address. Armateur ou propriétaire géant, et adresse.
163,704	Whisper	Yarmouth	Schr—Glt	1896	Pubnico, N.S.	52 5	11 9	7 0	31	Chas. Harkins, Dipper Harbour, N.B.
90,658	Whistler	St. John, N.B.	Schr—Glt	1886	Ed Brook, N.S.	50 9	14 7	6 3	24	David Chute, Harbourville, N.S.
100,962	White Bird	Chatham, N.B.	Schr—Glt	1893	Shippigan, N.B.	46 8	15 8	6 0	27	Alexander Tremblay, Minniegash, P.E.I.
77,572	White Bird	Montreal	Sloop	1878	Yamaska, Que.	92 5	22 5	6 2	89	E. Anclair, Haverhill, Mass., U.S.A.
126,252	White Cap	Chatham, N.B.	Schr—Glt	1908	Point Sapin, N.B.	34 4	10 0	5 0	11	Henry Jimmo, et al., Escominac, N.B.
117,042	White Eagle	Barrington	Sloop	1901	Clarke's Harbour, N.S.	32 0	11 2	6 2	10	L. Nickerson, Cape Island, N.S.
122,654	White Fish	Chatham N.B.	Schr—Glt	1906	Shippigan Island, N.B.	36 0	13 2	5 5	13	Eurotic Chiasson, Shippigan Island, N.B.
72,571	White Oak	Kingston	Schr—Glt	1897	Oakville, Ont.	111 0	24 8	9 5	180	Gallins Inlet Lumber Co., Ltd., Tor- onto, Ont.
122,465	White Wing	Yarmouth	Sloop	1906	Short Beach, N.S.	31 0	11 0	6 0	11	Joseph Harris, Yarmouth, N.S.
100,953	White Wings	Chatham, N.B.	Schr—Glt	1890	Carriquet, N.B.	35 1	12 7	4 4	40	Mrs. Sarah Young and E. T. B. Young, J.O., et al., Carriquet, N.B.
83,155	White Wings	Hamilton	Sloop	1886	Trenton, Ont.	40 0	15 6	6 4	22	R. W. Seafie, Port Credit, Ont.
116,202	Waynot	Yarmouth	Schr—Glt	1897	Port Martland, N.S.	31 0	10 0	5 6	10	W. H. Allou and G. H. Van Horne, Arcadia, N.S.
92,393	Wide Awake	Kingston	Sloop	1887	Kingston, Ont.	65 3	15 3	3 8	24	John Tuttle, Kingston, Ont.
100,590	Wide Awake	Montreal	Catboat	1891	New York, U.S.A.	16 5	7 2	3 5	1	H. M. Molson, Montreal, Que.
61,947	Widgcon	Halifax	Schr—Glt	1869	Chezetcook, N.S.	42 5	14 8	6 6	22	John Petipas, Bay of Islands, Nfld.

SESSIONAL PAPER No. 21b

72,321	Widgeon	St. John, N.B.	Sehr—Glt	1872	Portland, N.B.	32 1	11 5	5 3	10	James Kennedy, St. John, N.B.
96,334	Wild Brier C.	Charlottetown	Sehr—Glt	1896	Minnegash, P.E.I.	17 0	15 0	5 5	21	John and Leo Perry, J.O., St. Edward, P.E.I.
116,233	Wild Rose	Digby	Sehr—Glt	1901	Port Lorne, N.S.	38 5	15 4	6 0	16	Lorne Winters, Parrshoro, N.S.
41,929	Wild Wave	Liverpool	Sehr—Glt	1859	Liverpool, N.S.	59 0	17 5	6 7	36	B. G. Crowell, <i>et al.</i> , Shelburne, N.S.
54,416	Wildflower	St. John, N.B.	Sehr—Glt	1866	Washadenook, N.B.	55 0	18 7	5 0	33	John B. Edgar, Kars, N.B.
85,586	Wildwood	Windsor, N.S.	Barge—Ghd	1883	St. John, N.B.	222 3	40 0	22 1	1381	Gypsum Packet Co., Ltd., Windsor, N.S.
116,292	Wilena Fraser	Charlottetown	Sehr—Glt	1898	Charlottetown, P.E.I.	35 0	12 3	4 4	13	Proctorik Ferguson, West Arichat, N.S.
123,150	Wilford H.	Yarmouth	Sloop	1907	Glyde, N.S.	33 0	10 4	6 0	11	Nathaniel Horton, M.O., Port La Four, N.S.
126,801	Willfred D.	Yarmouth	Sehr—Glt	1910	Maxville, N.S.	50 0	15 0	6 4	25	Raymond J. Deven, Maxville, N.S.
*121,812	Willfred L. Snow	Digby	Sehr—Glt	1905	Shelburne, N.S.	63 5	17 2	7 1	51	Herbert Johnson, <i>et al.</i> , Granville, N.S.
167,351	Wilfred Laurier	Sydney, N.S.	Sehr—Glt	1897	Ingenish, N.S.	11 0	11 4	6 0	10	Wm. Ridout, North Sydney, N.S.
.....	Wilfrid Plunkett	Cobourg	Sehr—Glt	1866	Oakville, Ont.	78 9	18 9	7 9	100	A. A. Smith, Belleville, Ont.
126,896	Will W. Case	Vancouver	Barge—Ghd	Rockland, Me., U.S.A.	111 1	31 7	16 0	591	Canadian Pacific Railway Co., Montreal, Que.
90,882	Will o' the Wisp	Yarmouth	Sehr—Glt	1888	Pubnico, N.S.	68 8	19 7	7 5	51	W. J. Matthews, Bergeo, Nfld.
92,662	Willard Crane	Ottawa	Barge—Ghd	1887	Hull, Que.	110 0	22 0	7 0	152	The Riordan Paper Co., Ltd., Montreal, Que.
125,967	Willona Gertrude	Parrshoro'	Sehr—Glt	1908	Parrshoro, N.S.	132 1	32 4	11 2	271	Hugh E. Musler, M.O., Parrshoro, N.S.
126,178	Willotta	Halifax	Sehr—Glt	1910	Sambro, N.S.	12 0	13 0	5 6	15	Joseph Gray, M.O., Sambro, N.S.
73,030	William Albert	Magdalen Island	Sehr—Glt	1881	Grindstone, M.I., Que.	57 1	19 6	8 1	41	Maurice E. Boland, Birely Cove, Nfld.
126,818	William C. Smith	Lamentburg	Sehr—Glt	1910	Lamentburg, N.S.	101 8	26 0	10 6	99	William C. Smith, M.O., Lamentburg, N.S.
126,253	William Davidson	Chatham, N.B.	Sehr—Glt	1908	Chatham, N.B.	67 8	29 4	8 0	61	W. S. Loggie Co., Ltd., Chatham, N.B.
75,912	Wm. Jamieson	Kingston	Sehr—Glt	1878	High Point, Ont.	100 0	25 4	8 6	143	John A. McCullough, Napanee, Ont.
116,618	Wm. Power	Ottawa	Barge—Ghd	1904	Hull, Que.	112 8	21 0	8 2	168	The Ottawa Transportation Co., Ltd., Ottawa, Ont.
88,663	Wm. Sinclair	Chatham, N.B.	Sehr—Glt	1885	Chatham, N.B.	41 0	15 5	5 6	17	W. S. Loggie Co., Ltd., Chatham, N.B.
130,367	William Thomas	Sydney, N.S.	Sehr—Glt	1911	Ingenish, N.S.	39 4	12 5	7 0	14	Patrick and William Doyle, Ingenish, N.S.
116,879	Williams	St. Catharines	Barge—Ghd	1902	Buffalo, N.Y., U.S.A.	87 9	18 0	9 0	61	Charles Ross, Port Maitland, Ont.

* Formerly a steamer.

ALPHABETICAL LIST of Canadian Registered Sailing Vessels on Registry Books, &c.—Continued.

LISTE ALPHABÉTIQUE des navires à voiles canadiens inscrits sur les registres, etc.—Suite.

Official Number. Numéro officiel.	Name of Ship. Nom du navire.	Port of Registry. Port d'enregistrement.	Rig. Gréement.	Built— Construit en	Where Built. Lieu de construction.	Length in feet and 10ths. Longueur en pieds et 10es.	Breadth in feet and 10ths. Largeur en pieds et 10es.	Depth in feet and 10ths. Profondeur en pieds et 10es.	Registered tonnage. Tonnage enregistré.	Owner or Managing Owner, and Address. Armateur ou propriétaire gérant, et adresse.
107,674	Willie	Quebec	Sloop	1900	Ste. Irenée, Que.	45 6	13 2	6 0	22	Joseph Andre, Grande Baie, Que.
73,962	Willie B	Halifax	Schr—Glt	1876	Liverpool, N.S.	53 9	18 3	7 3	39	F. P. White, Margaree, N.S.
96,776	Willie B	Port Hawkesbury	Schr—Glt	1894 1903	Cheticamp, N.S.	33 0	11 5	5 4	21	A. W. Detruchy, Eastern Harbour, N.S.
85,559	Willie F	Yarmouth	Schr—Glt	1884	Cape Cove, N.S.	40 7	12 5	5 0	12	F. B. Leut, Westport, N.S.
130,600	Willie Roy	Halifax	Schr—Glt	1906	Tancook, N.S.	44 0	11 8	5 6	13	Andrew Sullivan, Herring Cove, N.S.
122,464	Willie M	Yarmouth	Sloop	1907	Clyde, N.S.	34 0	12 0	6 2	14	Harvey De W. Smith, Port La Tour, N.S.
85,487	Willie McGowan	Shelburne	Schr—Glt	1883	Shelburne, N.S.	88 0	23 8	9 6	116	Wm. H. Moore, North Sydney, N.S.
66,727	Willow	Quebec	Schr—Glt	1872	LaHave, N.S.	41 0	14 6	5 8	18	Chas. Gagné, Rimouski, Que.
107,792	Windward	St. John, N.B.	Schr—Glt	...	Long Island, U.S.A.	49 2	15 8	5 2	24	David A. Huntley and Avarad W. Copp, Parrsboro, N.S.
* 122,522	Wingfield	Collingwood	Dredge—Drague	1895	Buffalo, N.Y., U.S.A.	73 0	26 0	7 3	191	Charles S. Boone, Toronto, Ont.
97,149	Winnie	St. Andrews	Schr—Glt	1877	Green's Cove, N.S.	30 0	11 3	4 9	12	Thos. Bright, Seeley's Cove, N.B.
94,959	Winnie G. S.	Lunenburg	Schr—Glt	1889	Chester Basin, N.S.	45 0	16 0	7 0	26	Donald McGregor, Dalhousie, N.B.
126,133	Winnie Hazel	Halifax	Schr—Glt	1908	Port Dufferin, N.S.	66 5	20 9	8 1	68	Howard Verge, M.O., Sober Island, N.S.
126,293	Winnie May	Canso	Schr—Glt	1908	Cole Harbour, N.S.	35 0	11 0	5 0	10	George C. Jamieson, M.O., Cole Harbour, N.S.

* Foreign name, "No. 1."

SESSIONAL PAPER No. 21b

126,121	Winnie Wing	Kingston	Schr—Glt	1867 Fort Howard, U.S.A.	118 0	26 9	9 0	183	Reuben B. Shipman, Napawan, Ont.
121,882	Winnifred	Louenbourg	Schr—Glt	1905 Mahone Bay, N.S.	102 3	25 5	10 0	99	Abraham Ernst, M.O., Mahone Bay, N.S.
121,690	Winnifred	Yarmouth	Sloop	1901 Cape Island, N.S.	32 0	11 0	6 0	10	A. Nickerson, Cape Island, N.S.
130,721	Winnifred Marr	Louenbourg	Schr—Glt	1911 Tanook, N.S.	41 8	12 6	6 6	17	Martin Mcagher, Causo, N.S.
100,711	Winnipeg	Montreal	Schr—Glt	1893 Kingston, Ont.	179 5	31 6	14 5	681	Montreal Transportation Co., Ltd., Montreal, Que.
122,286	Winnipeg	Winnipeg	Barge—Chd	1910 Selkirk, Man.	77 0	33 0	6 5	245	The Minister of Public Works, Ottawa, Ont.
107,539	Wauogene	St. John, N.B.	Sloop	1898 Miramichewille, N.B.	29 0	10 0	3 0	7	H. E. Holder, St. John, N.B.
70,295	Winona	Montreal	Barge—Chd	1874 Quebec, Que	121 0	23 6	9 8	227	François Sauvé, Beauharnois, Que.
96,717	Winona	Ottawa	Barge—Chd	1890 Grenville, Que.	110 0	21 0	7 3	149	The Ottawa Transportation Co., Ltd., Ottawa, Ont.
111,554	Winona	St. Andrews	Sloop	1836 Buzzard's Bay, Mass., U.S.A.	20 0	8 3	2 0	1	Edward Maxwell, Montreal, Que.
130,023	Winona	Vancouver	Sloop	Unknown, U.S.A.	27 0	8 5	2 8	5	Stanley Burke, Vancouver, B.C.
94,983	Wona	Toronto	Schr—Glt	Gloucester, Mass., U.S.A.	27 6	8 6	4 6	4	Wm. P. Eby, Toronto, Ont.
92,531	Wood	Ottawa	Barge—Chd	1887 Sorel, Que	111 9	22 8	8 1	171	The Ottawa Transportation Co., Ltd., Ottawa, Ont.
111,960	Woodward No. 1	New Westminster	Barge—Chd	1905 New Westminster B.C.	65 0	23 0	4 5	62	Torpedo Freighting & Tug Co., Ltd., New Westminster, B.C.
100,973	World's Fair	Chatham, N.B.	Schr—Glt	1893 Caraquet, N.B.	37 2	12 4	4 8	11	Mrs. Sarah Young and F. T. B. Young, J.O., <i>et al.</i> , Caraquet, N.B.
90,897	Wasse	Yarmouth	Schr—Glt	1889 Egl Brook, N.S.	61 1	20 2	7 1	56	A. F. Stoenman, Yarmouth, N.S.
103,079	Wren	Chatham, N.B.	Schr—Glt	1891 Slippigan, N.B.	31 6	12 5	1 8	11	T. Ahier, Slippigan, N.B.
103,183	Wren	Shelburne	Schr—Glt	1895 Shelburne, N.S.	52 0	13 4	6 7	22	A. P. Hamilton, Carleton Village, N.S.
126,376	Wylo	Halifax	Sloop	1908 Mahone Bay, N.S.	21 7	6 5	3 1	1	John C. Stairs, Halifax, N.S.
100,225	Wyuu	Halifax	Cutter	1892 Dartmouth, N.S.	32 5	7 3	5 1	6	R. R. Kennedy, Halifax, N.S.
100,812	Wyvern	Barrington	Schr—Glt	1891 Lockeport, N.S.	53 0	17 0	7 0	25	John and James D. Walker, Basin of River Inhabitants, N.S.
126,740	X	Vancouver	Scow—Chd	1909 Victoria, B.C.	77 1	28 8	7 6	159	The Union Steamship Co., of British Columbia, Ltd., Vancouver, B.C.
126,742	X1	Vancouver	Scow—Chd	1909 Vancouver, B.C.	76 7	28 6	7 7	159	The Union Steamship Co., of British Columbia, Ltd., Vancouver, B.C.


ALPHABETICAL LIST of Canadian Registered Sailing Vessels on Registry Books, &c.—*Continued.*

LISTE ALPHABÉTIQUE des navires à voiles canadiens inscrits sur les registres, etc.—*Fin.*

Official Number. Número oficial.	Name of Ship. Nom du navire.	Port of Registry. Port d'enregistrement.	Rig. Gréement.	Built—Constructé en	Where Built. Lieu de construction.	Length in feet and 10ths. Longueur en pieds et 10 ^{es} .	Breadth in feet and 10ths. Largeur en pieds et 10 ^{es} .	Depth in feet and 10ths. Profondeur en pieds et 10 ^{es} .	Registered Tonnage. Tonnage enregistré.	Owner or Managing Owner, and Address. Armateur ou propriétaire gérant, et adresse.
126,743	XII	Vancouver	Sloop—Chd	1909	North Vancouver, B.C.	77 3	28 7	7 7	161	The Union Steamship Co., of British Columbia, Ltd., Vancouver, B.C.
126,849	X. M.	Quebec	Schr—Glt	1909	Lochinvar, Que.	70 9	21 8	6 3	18	J. P. P. K. Morvan, Escammas, Que.
111,519	X. 10. U 8.	St. John, N.B.	Sloop	1902	Jenuseg, N.B.	37 2	17 3	4 1	19	J. D. Colwell, Jenuseg, N.B.
122,447	Xiphias	St. John, N.B.	Sloop	1907	Shelburne, N.S.	40 8	13 0	5 6	16	Easton Green, Grand Manan, N.B.
126,288	Yakata	Victoria	Barge—Chd	1908	Victoria, B.C.	56 0	12 0	2 8	12	Jenkichi Nishimoto, Victoria, B.C.
112,127	Yamaska	Lauenburg	Schr—Glt	1903	Malbone Bay, N.S.	92 0	21 8	9 6	98	W. C. Smith & Co., Ltd., M.O., Lauenburg, N.S.
	Yamaska	Montreal	Barge—Chd	1859	Yamaska, Que.	79 5	21 6	5 1	57	Wm. Gratian, Vaudeuil, Que.
103,963	Yanaska	Montreal	Sloop	1898	Yamaska, Que.	95 8	22 5	6 0	99	F. X. Martel, Ste. Croix, Que.
85,454	Yanaska	Quebec	Barge—Chd	1873	Yamaska, Que.	107 5	22 6	9 3	100	Adelard Bourdon, Lamorne, Que.
75,745	Yarmouth Packet	Yarmouth	Schr—Glt	1878	Plymouth, N.S.	75 0	22 0	8 3	77	E. F. Parker, Yarmouth, N.S.
116,908	Yolanda	Parrsboro'	Schr—Glt	1907	Parrsboro', N.S.	78 4	23 1	9 0	77	D. Hope Ross, Ltd., Manchester, Eng.
96,808	Youla	Halifax	Cutter	1891	Dartmouth, N.S.	33 5	7 3	5 4	6	John E. Wood, Halifax, N.S.
111,419	Yukon	Lauenburg	Schr—Glt	1900	LadHave, N.S.	96 4	24 7	9 7	97	Arthur Ritecy, et al., LadHave, N.S.

SESSIONAL PAPER No. 21b

116,807	Z. Gill	Sorel	Sloop	1906	Pierreville, Que.	104	2	23	0	7	6	126	Willie Gill, Pierreville, Que.
126,496	Z. Lebrun	Montreal	Sloop	1908	St. Michel, Que.	93	7	22	3	6	9	91	Zedigne LeBrun, St. Aime, Que.
126,884	Zahra	Toronto	Schr—Glt	1904	South Boston, U.S.A.	75	0	16	8	7	5	47	Emilius Jarvis, Toronto, Ont.
130,783	Zanabuk	Port Hawkesbury	Schr—Glt	1912	Plateau, N.S.	47	5	13	1	7	2	17	Robin, Jones & Whitman, Ltd., Halifax, N.S.
126,470	Zapotec	Kingsston	Barge—Gld	1890	Marine City, Mich., U.S.A.	207	5	34	7	11	8	79	Quebec Transportation & Forwarding Co., Ltd., Quebec, Que.
85,308	Zelena	St. John, N.B.	Schr—Glt	1883	St. Martin's, N.B.	40	2	13	6	5	2	14	James T. Smith, Rockland, N.B.
107,917	Zelma	St. Andrews	Sloop	1897	Grand Manan, N.B.	35	0	13	4	4	7	17	H. Frankland, Grand Manan, N.B.
111,653	Zephir No. 1	Quebec	Sloop	1901	St. Thomas de Pierre ville, Que.	71	4	18	8	5	4	50	Joseph N. Dussault, Les Ecorchis, Que.
100,920	Zephyr	Chatham, N.B.	Schr—Glt	1891	Caraquec, N.B.	36	3	12	1	5	0	12	Robin Jones & Whitman, Ltd., Halifax, N.S.
100,589	Zephyr	Montreal	Sloop	1892	Three Rivers, Que.	62	6	16	6	4	9	33	J. Paquette, Champlain, Que.
116,449	Zephyr	Shelburne	Sloop	1904	Port Saxon, N.S.	31	0	11	7	6	0	11	Samuel Greenwood and S. M. Greenwood, Port Saxon, N.S.
112,658	Zeta	Windsoy, N.S.	Schr—Glt	1902	Cheverie, N.S.	132	0	32	0	12	0	335	William F. Remby, West Dublin, N.S.
126,903	Zeylah	Halifax	Sloop	1910	Dartmouth, N.S.	41	5	10	8	5	7	13	Harry M. Weyde, M.O., Halifax, N.S.
103,486	Zillah May	Victoria	Schr—Glt	1896	Ballard, Wash., U.S.A.	77	3	20	8	8	3	66	Spratt Baloon, Victoria, B.C.
121,656	Zlphax	Yarmouth	Sloop	1904	Clarke's Harbour, N.S.	32	0	11	4	6	0	10	Martin Penny, Clarke's Harbour, N.S.
122,000	Zaraya	Lancoung	Schr—Glt	1906	Faucock Island, N.S.	41	2	12	5	6	1	16	Louisa Munroe, White Head, N.S.
80,913	Zulu	St. John, N.B.	Schr—Glt	1870	Portland, N.B.	29	8	11	3	4	8	8	Edward Hampton, St. John, N.B.



SUPPLEMENT TO LIST OF VESSELS, 1912.

LISTS OF SHIPS (distinguishing STEAM and SAILING SHIPS) belonging to the Dominion of Canada, reported to the Department of Marine and Fisheries in respect of their Registry while the List was in the course of preparation.

A.—Ships for which Registers were opened ;

B.—Ships whose Registers were closed in consequence of their having been wrecked, &c.

NOTE.—Names of Motor Vessels are printed in *italics*.

TABLE I.—STEAMERS REGISTERED—VAPEURS ENREGISTRÉS.

Official Number. Numéro officiel.	Name of Ship. Nom du navire.	Port of Registry. Port d'enregistrement.	Built. Construit en	Where Built. Lieu de construction.	Length in feet and 10ths. Longueur en pieds et 10 ^{es} .	Breadth in feet and 10ths. Largeur en pieds et 10 ^{es} .	Depth in feet and 10ths. Profondeur en pieds et 10 ^{es} .	Gross Tonnage. Tonnage brut.	Registered Tonnage. Tonnage enregistré.	H. P. of Engines and Mode of Propulsion. Puissance des machines en c. v. et mode de propulsion.	Owner or Managing Owner, and Address. Armateur ou propriétaire-gerant, et adresse.
131,173	<i>Acrescent</i>	Lancaster.....	1912	Lancaster, N.S.....	43 8	10 8	5 1	12	11	1 se ½	Charles Mason, Eastern Point, N.S.
133,823	Adolphe V. Roy.....	Montreal.....	1913	Sorel, Que.....	97 5	20 1	8 0	173	83	56 ½ se ½	The Sincennes-McNaughton Line, Ltd., Montreal, Que.
133,802	<i>Adonia S</i>	Lancaster.....	1913	Tanook, N.S.....	46 8	12 4	6 0	19	18	1 se	David Slauenwhite, M.O., Torrence Bay, N.S.
(c)130,764	<i>Aurora 2nd</i>	Kingston.....	1909	Stamford, Conn., U.S.A.....	58 8	13 8	4 1	24	16	2 ½ se	Dr. John J. Harty, Kingston, Ont.
(b)133,734	<i>Bahow</i>	Vancouver.....	1909	Deckton, U.S.A.....	39 5	13 4	4 5	18	13	2 ½ se	Powell River Co., Ltd., Vancouver, B.C.
131,134	<i>Batchawana</i>	Ottawa.....	1912	Toronto, Ont.....	19 0	13 0	7 7	52	29	4 se ½	The Minister of Railways and Canals, Ottawa, Ont.
(e)133,746	<i>Beulahack</i>	Vancouver.....	1912	Hopkinn, U.S.A.....	52 0	15 0	7 1	34	23	4 se	Ocean Falls Co., Ltd., Vancouver, B.C.
(d)131,010	Betty D.....	St. John, N.B.....	1898	Buffalo, N.Y., U.S.A.....	86 2	23 4	10 8	115	98	80 se	Norton Griffiths Dredging Co., Ltd., Montreal, Que.
(e)133,825	<i>Calodia</i>	Montreal.....	1890	Gibraltar, Mich., U.S.A.....	243 5	35 6	19 6	1,530	932	104 se	Alexander McLaughlin, Montreal, Que.
131,056	<i>Calgarian</i>	Port Arthur.....	1913	Port Arthur, Ont.....	214 0	42 8	26 0	2,326	1,302	115 ½ se	Canada Interlake Line, Ltd., Toronto, Ont.
(f)133,826	<i>Canobie</i>	Montreal.....	1887	Detroit, Mich., U.S.A.....	259 3	37 4	19 8	1,748	1,051	94 ½ se	Lehigh Coal Co., Ltd., Montreal, Que.
133,792	<i>Casarco No. 11</i>	St. Andrews.....	1912	Sorris, P.E.I.....	45 9	12 4	5 7	16	11	1 ½ se	Canadian Sardine Co., Ltd., St. Andrews, N.B.
133,841	<i>Cavalier II</i>	Vancouver.....	1913	Vancouver, B.C.....	28 5	8 0	3 7	6	4	1 se	George T. Wadds, Vancouver, B.C.
133,736	<i>Chief Skagait</i>	Vancouver.....	1913	Vancouver, B.C.....	77 1	18 0	8 0	80	55	3 ¾ se	The Canadian Fish & Cold Storage Co., Ltd., Vancouver, B.C.

(a) Foreign name "Ethel May." (b) Foreign name "Union." (c) Foreign name "Pacific." (d) Foreign name "Charles F. Dumbear." (e) Foreign name "Hiawatha." (f) Foreign name "Iron King."

SESSIONAL PAPER No. 21b

133,719	<i>Chief Zitaasa</i>	Vancouver	1912	Vancouver, B.C.	77 0	18 0	7 4	60	41	7½ sc.	Atlin Construction Co., Ltd., Vancouver, B.C.
130,998	<i>De Grace</i>	Chatham, N.B.	1913	Shippigan, N.B.	38 0	11 0	5 3	13	10	1 sc.	James De Grace, Shippigan, N.B.
133,843	Ellison.....	Vancouver	1913	Vancouver, B.C.	56 5	14 8	6 0	49	33	9 sc.	Mrs. Rebecca M. Nickson, Vancouver, B.C.
131,136	Estevan.....	Ottawa	1912	Collingwood, Ont.	212 0	38 0	15 3	1,161	607	174 sc.	The Minister of Marine and Fisheries, Ottawa, Ont.
(p)88,682	<i>Escudé</i>	St. John, N.B.	1885 1913	Portland, N.B. St. John, N.B.	73 5	17 5	7 9	165	89	1 sc.	Roderick A. Cameron, St. John, N.B.
131,120	<i>Floc</i>	Montreal	1912	Montreal, Que.	40 7	9 8	6 0	13	11	1½ sc.	Robert C. Smith, Montreal, Que.
133,737	<i>Fredelia III</i>	Vancouver	1912	Seattle, Wash., U.S.A.	44 5	13 0	5 1	25	17	2½ sc.	The Canadian Fish & Cold Storage Co., Ltd., Vancouver, B.C.
131,137	Fredericton.....	Ottawa	1913	Toronto, Ont.	71 0	20 0	8 0	169	47	27 sc.	The Minister of Public Works, Ottawa, Ont.
133,720	Freno.....	Vancouver	1912	North Vancouver, B.C.	79 2	18 8	8 3	91	61	21 sc.	Alfred Wallace, North Vancouver, B.C.
(b)133,693	<i>Giant No. 1</i>	Victoria	1909	Seattle, Wash., U.S.A.	47 4	13 0	5 3	28	12	2½ sc.	Grant Explosives, Ltd., Vancouver, B.C.
133,721	<i>Greniffer</i>	Vancouver	1912	Hong Kong	40 0	9 2	6 9	11	10	1½ sc.	James D. Small, et al., Vancouver, B.C.
123,731	Harley.....	Montreal	1906	Hartlepool, G.B.	359 8	50 5	26 4	4,171	2,707	335½ sc	Charles W. Harrison, M.O., London, G.B.
131,094	<i>Helen G. McLean</i>	Shelburne	1913	Shelburne, N.S.	61 0	17 7	7 7	37	33	3 sc.	Fred C. McLean, M.O., Shelburne, N.S.
130,253	Hilma.....	Windsor	1913	Mount Denson, N.S.	55 6	14 0	6 0	31	21	13½ sc.	Wm. H. McKinlay, Mount Denson, N.S.
131,012	I Co.....	Sorel	1910	Sorel, Que.	46 6	8 0	3 2	7	5	1½ sc.	Robert Wilkie, Sr., Sorel, Que.
(j)108,316	Imperial.....	Sarnia	1898	Wilmington Quay-on-Tyne	200 0	32 0	11 1	746	412	130 sc	The Imperial Oil Co., Ltd., Sarnia, Ont.
132,745	Iscoma.....	Sarnia	1912	Dundee, G. B.	248 2	42 6	15 6	1,569	1,035	81 sc	The Imperial Oil Co., Ltd., Sarnia, Ont.
131,055	J. W. Bennett.....	Port Arthur	1876	Huron, O., U.S.A.	90 6	17 5	9 0	107	73	23 sc	George H. Finout, Port Arthur, Ont. and Arthur T. Perry, Port William, Ont.
133,726	<i>Jinks</i>	Vancouver	1912	Sea Island, B.C.	58 4	13 8	5 2	32	21	3½ sc.	The Canadian Canning Co., Ltd., London, Eng.
130,714	John A. Minor.....	Kenora	1913	Kenora, Ont.	50 8	11 0	5 0	40	27	3 sc.	Kenawin Lumber Co., Ltd., Kenora, Ont.
133,821	John Duncan.....	Montreal	1891	Green Bay, Wis., U.S.A.	233 0	37 6	20 3	1,517	924	96 sc.	Canada Cement Transport, Ltd., Montreal, Que.
124,235	Kenora.....	Toronto	1907	Dumfrieson G.B.	249 9	42 6	20 5	1,396	1,275	161 sc	Canada Interlake Line Ltd., Toronto, Ont.
(b)133,696	Kevia.....	Victoria	1901	Ballard, Wash., U.S.A.	68 0	18 8	7 1	79	39	13½ sc	F. J. Seft and F. M. Yorke, Victoria, B.C.
133,814	<i>Kitcanung</i>	Vancouver	1913	Vancouver, B.C.	41 0	12 0	4 6	17	11	2½ sc	The Packers Steamship Co., Ltd., Vancouver, B.C.

(g) Formerly "Neptune" and a steamer.

(h) Formerly "Minoce."

(i) Foreign name "Challenge."

TABLE I.—STEAMERS REGISTERED—VAPEURS ENREGISTRÉS.

Official Number. Numero officiel.	Name of Ship. Nom du navire.	Port of Registry. Port d'enregistrement.	Built Constructé en	Where Built. Lieu de construction.	Length in feet and 10ths. Longueur en pieds et 10 ^{es} .	Breadth in feet and 10ths. Largeur en pieds et 10 ^{es} .	Depth in feet and 10ths. Profondeur en pieds et 10 ^{es} .	Gross Tonnage. Tonnage brut.	Registered Tonnage. Tonnage enregistré.	H.P. of Engines and Mode Puissance des machines en c. v. et mode de propulsion.	Owner or Managing Owner, and Address. Armateur ou propriétaire gérant, et adresse.
130,871	<i>Lalona</i>	New Westminster....	1912	New Westminster, B.C.,	35 8	8 3	3 0	8	5	1½ sc...	Wm. Russell Jaynes, New Westminster, B.C.
130,627	<i>Lily M. Hodge</i>	Yarmouth.....	1913	Yarmouth, N.S.,	56 0	13 7	6 6	34	28	2 sc...	The Lockport Cold Storage Co., Ltd., Lockport, N.S.
133,639	<i>Locana</i>	Victoria.....	1912	Victoria, B.C.,	23 4	7 2	3 7	4	2	½ sc	Thomas Beauchamp Tye, Victoria, B.C.
131,048	M. & F. No. 8.....	Sorel.....	1906	Sorel, Que.	264 0	45 1	18 1	2,950	1,270	74 sc...	The Minister of Marine and Fisheries, Ottawa, Ont.
(b) 131,043	M. & F. No. 9.....	Sorel.....	1905	Dantzic, Germany.....	235 5	38 8	13 5	1,332	838	135 sc...	The Minister of Marine and Fisheries, Ottawa, Ont.
133,999	<i>Mabel Luce</i>	Chatham, N.B.....	1913	Lanecque, N.B.,	41 0	10 5	4 4	13	11	1½ sc.	Philip Luce, Lanecque, N.B.
131,132	<i>Maggie K</i>	Ottawa.....	1912	Buckingham, Que.,	48 2	11 5	4 4	25	13	4½ sc...	The Minister of Public Works, Ottawa, Ont.
131,180	<i>Malada</i>	Lunenburg.....	1913	Tanook, N.S.,	47 2	13 3	7 0	22	21	1½ sc...	Harris Fleet, M.O., Blandford, N.S.
133,664	<i>Manora</i>	Halifax.....	1909	Digby, N.S.,	22 7	5 8	3 2	2	1	½ sc.	Frederick J. Ward, Halifax, N.S.
130,870	<i>Miona</i>	New Westminster....	1911	New Westminster, B.C.,	30 0	6 6	2 0	5	3	1 sc...	Russel Jaynes, New Westminster, B.C.
133,731	<i>Mionera</i>	Vancouver.....	1910	Vancouver, B.C.,	35 5	9 3	5 0	12	8	1½ sc.	Wm. F. Clapham, Vancouver, B.C.
131,089	Moldegaard.....	Toronto.....	1906 1913	Bergen, Norway..... Brooklyn, U.S.A.,	321 1	45 2	20 6	2,684	1,050	189 sc.	Ocean Freight Line Ltd., Toronto, Ont.
(m) 133,752	Muscallonge.....	St. John, N.B.....	1896	Port Huron, Mich., U.S.A.	128 0	24 5	12 0	360	245	51 sc...	Norton Griffiths Dredging Co., Ltd., Montreal, Que.
133,738	<i>Nasautin</i>	Vancouver.....	1912	Whitehorse, Y.T.,	115 0	27 1	3 8	405	256	13 pa.	The British Yukon Navigation Co., Ltd., Vancouver, B.C.
133,751	<i>Nereid</i>	St. John, N.B.....	1912	Waterborough, N.B.,	53 6	15 6	6 3	40	28	13 sc...	James W. Smith, Saint John, N.B.

(l) "Galveston." (m) Foreign name "Vigilante."

(n) 133,698	Nooya	Victoria	1910	New York, N.Y., U.S.A	70	6	14	3	5	6	55	34	5½ sc.	Robert P. Butchart, Victoria, B.C.
(o) 133,663	Norven	Halifax	1878	Dartmouth, N.S.	65	6	16	5	6	6	46	31	17 sc.	Adam B. Crosby, Halifax, N.S.
131,133	Orkney	Ottawa	1913	Ottawa, Ont.	25	8	6	2	2	8	3	2	¾ sc.	John L. Scobie, Bristol, Que.
(p) 133,753	Phavia	St. John, N.B.	1901	Phippsburg, Me., U.S.A.	49	3	16	5	6	5	42	29	10½ sc.	Norton Griffiths Dredging Co., Ltd., Montreal, Que.
133,727	Pole Line	Vancouver	1912	Caulfields, B.C.	44	5	9	5	4	2	18	12	¾ sc.	Wm. Poole Dwyer, and George C. Hinton, Vancouver, B.C.
133,822	Puello	Montreal	1891	Milwaukee, Wis., U.S.A.	236	1	36	3	19	3	1,493	905	88 sc.	Canada Cement Transport Ltd., Montreal, Que.
(q) 133,728	Quathaski No. 2.	Vancouver	1905	Ballard, Wash., U.S.A.	38	0	11	2	3	2	14	10	¾ sc.	Quathaski Canning Co., Ltd., Quathaski Cove, B.C.
124,231	Regina	Toronto	1907	Dumbarton, G.B.	249	7	42	6	20	5	1,957	1,280	161 sc.	Canada Interlake Line, Ltd., Toronto, Ont.
133,729	Rip Rip	Vancouver	1912	Vancouver, B.C.	40	0	10	3	4	4	14	10	1 sc.	Harry B. Everard, Vancouver, B.C.
(r) 133,824	Sarnor	Montreal	1888	West Bay City, Mich., U.S.A.	227	6	36	0	21	3	1,319	1,152	79 sc.	Harry M. Norris, Montreal, Que.
133,732	Shanoyct.	Vancouver	1896	Marine City, Mich., U.S.A.	67	6	14	6	5	8	43	29	4¾ sc.	The Packers Steamship Co., Ltd., Vancouver, B.C.
130,511	Sissiboo	Weymouth	1913	Vancouver, B.C.	66	0	16	0	6	9	61	33	17 sc.	Byron H. Morehouse, Sandy Cove, N.S.
133,635	Skatto 23.	Victoria	1912	Little River, N.S.	29	0	8	0	3	0	5	3	¾ sc.	James Williams, Victoria, B.C.
(s) 98,652	Solgar	Toronto	1891	Steveston, B.C.	136	0	20	1	10	7	271	92	60 sc.	Garnet P. Grant, Toronto, Ont.
130,869	Spil.	New Westminster	1907	Paisley, G.B.	28	5	9	3	4	0	10	6	1 sc.	Charles O. Brodrick, Crescent, B.C.
133,730	Stormer	Vancouver	1913	Steveston, B.C.	55	0	16	3	7	0	54	37	13 sc.	Herman Thorsen, Vancouver, B.C.
128,188	Tagona	Toronto	1908	Vancouver, B.C.	249	6	42	6	21	1	2,004	1,299	161 sc.	Canada Interlake Line, Ltd., Toronto, Ont.
133,842	Thoraida	Vancouver	1912	Seattle, Wash., U.S.A.	44	0	8	5	3	6	14	16	1¾ sc.	Port Moody Investments, Ltd., Vancouver, B.C.
133,697	Toketic	Victoria	1909	Vancouver, B.C.	23	0	7	3	3	2	3	2	¾ sc.	Francis J. Barrow, Sidney, B.C.
133,733	Vince	Vancouver	1913	Vancouver, B.C.	31	7	8	3	3	0	7	5	1 sc.	Alexander Marshall and Willie R. Spencer, Vancouver, B.C.
130,868	West	New Westminster	1912	Steveston, B.C.	41	0	10	3	4	3	14	9	1¾ sc.	Senkichi Nishi, Steveston, B.C.
133,694	W.K.Z.	Victoria	1912	Pender Island, B.C.	36	9	7	4	3	2	8	4	1½ sc.	Henry M. S. Parnell, Victoria, B.C.
133,722	Yonault	Vancouver	1909	Seattle, Wash., U.S.A.	48	0	13	3	2	9	16	11	2½ sc.	Wm. E. Chelemour and Mrs. Annie M. Anderson, Vancouver, B.C.
133,828	Zaffiro	Montreal	1912	Montreal, Que.	63	2	12	5	7	0	31	23	2½ sc.	Wm. Carruthers, Montreal, Que.

(n) Foreign name "Minnie W." (o) Formerly "Wm. G. Small." (p) Formerly "Wm. G. Small." (q) Foreign name "Justice." (r) Foreign name "Britannic."
 (s) Formerly "Lily." (t) Formerly "Zara."

TABLE II.—SAILING VESSELS REGISTERED—NAVIRES À VOILES ENREGISTRÉS.

Official Number. Numéro officiel.	Name of Ship. Nom du navire.	Port of Registry. Port d'enregistrement.	Rig. Grément.	Build—Construct en	Where Built. Lieu de construction.	Length in feet and 10ths. Longueur en pieds et 10es.	Breadth in feet and 10ths. Largeur en pieds et 10es.	Depth in feet and 10ths. Profondeur en pieds et 10es.	Registered Tonnage. Tonnage enregistré.	Owner or Managing Owner, and Address. Armateur ou propriétaire géant et adresse.
133,827	A. L. No. 1.	Montreal	Sloop	1913	Pierreville, Que.	108 5	23 2	8 0	157	Adolphe Laperrière, Pierreville, Que.
133,739	A. M. 4.	Vancouver	Scow Chd.	1902	Vancouver, B.C.	70 0	30 0	7 5	152	William W. White, Vancouver, B.C.
131,176	Arcola	Lunenburg	Schr Glt	1913	Lunenburg, N.S.	106 8	26 3	10 4	97	Henry Adams, M. O., Lunenburg, N.S.
133,655	Arena	Hullfax	Schr Glt	1913	Sambro, N.S.	42 0	10 6	5 6	12	Edward S. Marryatt, M.O., Pen- nant, N.S.
133,723	B. A. S. Co. No. 1.	Vancouver	Scow Chd.	1913	Vancouver, B.C.	68 3	27 2	7 3	136	Alex. Easter, et al., J. O., South Van- couver, B.C.
133,721	G. F. Co. 1.	Vancouver	Scow Chd.	1912	Vancouver, B.C.	72 3	21 1	5 2	86	The Canadian Fishing Co., Ltd., Vancouver, B.C.
133,725	G. F. No. 2.	Vancouver	Scow Chd.	1912	Vancouver, B.C.	72 3	23 9	5 2	87	The Canadian Fishing Co., Ltd., Vancouver, B.C.
(a) 133,733	G. S. & B. No. 1.	Vancouver	Barge—Chd.	1891	Eureka, Cal., U.S.A.	165 0	36 5	11 8	399	Coastwise Steamship & Barge Co., Ltd., Vancouver, B.C.
130,986	Castaleno	Chatham, N.B.	Schr Glt	1912	Caracquet, N.B.	48 0	24 8	6 9	28	Peter J. Fiott, Caracquet, N.B.
131,092	Chesley Raymond	Shelburne	Schr—Glt	1913	Shelburne, N.S.	99 0	24 2	9 9	79	Morgan Handrigan and G. C. Harris, Grand Bank, Nfld.
131,013	Colin	Quebec	Scow Chd.	1912	Quebec, Que.	122 2	4	8 5	198	Wm. Q. Stobo, Quebec, Que.
131,177	Delawana	Lunenburg	Schr Glt	1913	Lunenburg, N.S.	106 8	26	10 4	95	Benjamin Cook, M.O., Rose Bay N.S.
133,805	E. B. Walters	Lunenburg	Schr Glt	1913	La Have, N.S.	101 8	26 0	10 4	98	Edmund Walters, M.O., La Have, N.S.
133,807	H. H. MacIntosh	Lunenburg	Schr—Glt	1913	Mahone Bay, N.S.	108 8	26 2	10 6	99	Wm. Smith, M.O., Lunenburg, N.S.
131,009	J. L. B.	Chatham, N.B.	Schr—Glt	1913	Caracquet, N.S.	31 2	10 9	5 4	13	Peter J. Fiott, Caracquet, N.B.
37,514	Jessie Brown	Sydney, N.S.	Schr—Glt	1858	Shelburne, N.S.	66 6	20 5	8 0	56	Wm. G. Richards, Grand River, P.E.I.

(a) Foreign name—Bangor.

SESSIONAL PAPER No. 21b

133,804	John Parker	Lunenburg	Schr—Glt	1912	La Have, N.S.	102 0	26 0	10 4	99	Norman Reinhardt, M.O., La Have, N.S.
130,774	L. S. No. 8	Sault Ste. Marie	Dredge—Drague	1896	Duluth, Minn., U.S.A.	100 0	31 3	6 7	383	Sydney L. Penhorwood, Sault Ste. Marie, Ont.
131,170	Leone G	Lunenburg	Schr—Glt	19 5	Lunenburg, N.S.	40 6	10 5	5 5	12	Alex. Greek, M.O., Blue Rocks, N.S.
131,043	M. & F. No. 2	Sorel	Dredge—Drague	1896	Sorel, Que.	168 2	32 0	12 8	599	The Minister of Marine and Fisheries, Ottawa, Ont.
131,044	M. & F. No. 3	Sorel	Dredge—Drague	1900	Sorel, Que.	149 7	32 3	11 8	480	The Minister of Marine and Fisheries, Ottawa, Ont.
131,045	M. & F. No. 4	Sorel	Dredge—Drague	1900	Sorel, Que.	149 7	32 2	12 9	530	The Minister of Marine and Fisheries, Ottawa, Ont.
131,046	M. & F. No. 5	Sorel	Dredge—Drague	1901	Sorel, Que.	160 4	35 2	12 8	520	The Minister of Marine and Fisheries, Ottawa, Ont.
131,047	M. & F. No. 6	Sorel	Dredge—Drague	1902	Sorel, Que.	177 1	34 5	12 2	559	The Minister of Marine and Fisheries, Ottawa, Ont.
(b)131,069	McDougald	St. John, N.B.	Dredge—Drague		U.S.A.	114 6	40 3	12 3	806	Norton Griffiths Dredging Co., Ltd., Montreal, Que.
(c)131,008	McMarin	St. John, N.B.	Dredge—Drague		U.S.A.	229 7	37 0	19 91	348	Norton Griffiths Dredging Co., Ltd., Montreal, Que.
133,803	Mary F. Fleunung	Lunenburg	Schr—Glt	1913	Malbone Bay, N.S.	101 2	25 2	10 4	94	Christian Iverson, M.O., Lunenburg, N.S.
130,995	Mary J. Margaret	Chatham, N.B.	Schr—Glt	1913	Caraquet, N.B.	41 0	14 7	6 5	25	Harry Rive, Caraquet, N.B.
130,994	Mary M. Florence	Chatham, N.B.	Schr—Glt	1913	Caraquet, N.B.	51 0	14 7	7 0	32	Harry Rive, Caraquet, N.B.
130,997	Medaello d'Or	Chatham, N.B.	Schr—Glt	1913	Caraquet, N.B.	44 0	14 0	6 5	24	Huguet Lantegne, Caraquet, N.B.
131,093	Nina Leo	Shelburne	Schr—Glt	1913	Allendale, N.S.	89 7	25 4	9 2	79	John B. Foote, Grand Bank, Nfld.
131,178	Nordica	Lunenburg	Schr—Glt	1912	Allendale, N.S.	102 8	25 0	10 3	98	Josiah Backman, M.O., LaHave, N.S.
133,806	Ormate	Lunenburg	Schr—Glt	1913	Shelburne, N.S.	93 0	23 0	9 9	96	Joseph Conrad, LaHave, N.S.
131,135	P. Waters	Ottawa	Barge—Ghd	1913	Hull, Que.	113 0	24 2	7 8	179	The Ottawa Transportation Co., Ltd., Ottawa, Ont.
133,801	Pasadena	Lunenburg	Schr—Glt	1913	Malbone Bay, N.S.	102 2	25 0	10 4	91	Wallis Ernst, M.O., Malbone Bay, N.S.
131,171	Valerie S	Lunenburg	Schr—Glt	1913	Pancook, N.S.	47 8	12 2	6 6	17	Teremiah Slausonwhite, Terrence Bay, N.S.
131,179	Vera E. Himmelman	Lunenburg	Schr—Glt	1912	Malbone Bay, N.S.	109 2	26 2	10 6	99	Wm. Duff, M.O., Lunenburg, N.S.
131,174	W. C. McKay	Lunenburg	Schr—Glt	1912	Shelburne, N.S.	110 0	26 0	11 0	99	Wm. Deal, M.O., Riverport, N.S.
131,172	W. G. Robertson	Lunenburg	Schr—Glt	1912	LaHave, N.S.	83 4	23 4	9 7	90	Jeffrey Publicover, M.O., LaHave, N.S.
131,175	W. T. White	Lunenburg	Schr—Glt	1912	LaHave, N.S.	104 0	26 0	10 4	99	Lameck Knock, M.O., Rose Bay, N.S.

(b) Foreign name "No. 6." (c) Forcing name "Dearvor."

TABLE III.—STEAM VESSELS, REGISTERS CLOSED—VAPEURS, REGISTRES CLOS.

Official Number. Numéro officiel.	Name of Ship. Nom du navire.	Port of Registry. Port d'enregistrement.	Net Tonnage. Tonnage net.	Cause assigned for Closing Register. Cause de la clôture du registre.	Date of Loss, &. Date de la perte, etc.
116,244	Agnes Smith	Sault Ste. Marie	36	Burnt	5th July, 1912.
107,729	Alice	Vancouver	24	Dismantled.	
122,503	Annie	Vancouver	26	Broken up.	
122,512	Arehie	Vancouver	11	Broken up.	
124,969	Auto Co.	Kingston	1	Registry no longer required.	
109,678	Beaver	Vancouver	2	Broken up.	
106,681	Brent	Vancouver	13	Broken up.	
103,310	Denver	Vancouver	6	Broken up.	
77,589	Ella Ross	Deseronto	125	Burnt	5th June, 1912.
109,679	Empress	Vancouver	2	Broken up.	
111,827	Eryn H.	Vancouver	486	Stunk	6th Jan., 1907.
103,151	F. R. M. & D. Co., No. 1	Vancouver	6	Lost	10th Aug., 1908.
126,083	Fernie	Vancouver	9	Stunk	
126,189	Gaelan	Montreal	9	Broken up.	
112,241	Greta	Vancouver	1	Broken up.	
122,510	Grit	Vancouver	10	Broken up.	
117,125	Lady of the Isles	Kingston	3	Registry no longer required.	
73,910	Lulu	Chatham, N. B.	10	Burnt	1906.
88,488	Marquis	Winnipeg	475	Broken up.	
99,740	Mary O'Leil	Chatham, N. B.	20	Dismantled.	
73,917	Matawan	Ottawa	15	Broken up.	
72,587	May Flower	Kingston	16	Broken up.	
73,698	May Flower	Quebec	9	Burnt	1890.
88,397	Mermaid	Vancouver	87	Stunk	
83,372	Muskoka	Toronto	131	Out of existence.	
103,255	Noroid	St. John, N. B.	20	Broken up.	
122,169	Nidre	Vancouver	39	Wrecked	
85,364	Noshomung	Ottawa	19	Broken up.	
103,908	Oscar	Victoria	61	Burnt	15th Dec., 1912.
83,420	Pearl	Port Hope	5	Out of existence.	
73,913	Pioneer	Kingston	19	Broken up.	
	Prince Alfred	Kingston	10	Out of existence.	
	R. B. McPherson	Goderich	20	Broken up.	
	R. F. Child	Wallaceburg	3	Out of existence.	
77,716	R. F. Child	Toronto	5	Out of existence.	
92,439	Resene	Ottawa	10	Broken up.	
77,993	Ripple	Ottawa	15	Out of existence.	
83,151	Rosamond	Belleville	44	Broken up.	
77,702	Ruby	Brockville	44	Broken up.	
83,317	St. George	Quebec	9	Broken up.	

77,914	Samson.....	Port Hope.....	82	Dismantled.
77,627	Sarah Daly.....	Kingston.....	17	Broken up.
71,141	Sarah E. Day.....	Godrich.....	4	Broken up.
73,017	Sensation.....	Quebec.....	4	Dismantled.
90,813	Sumbeam.....	Port Hope.....	9	Broken up.
85,521	Sumbeam.....	Toronto.....	2	Out of existence.
122,357	Swastika.....	Kingston.....	6	Sold to foreigners (U.S.A.)
90,561	Theresa.....	Toronto.....	57	Burnt.
121,962	349.....	Kingston.....	3	Registry no longer required.
121,963	350.....	Kingston.....	3	Registry no longer required.
121,964	351.....	Kingston.....	3	Registry no longer required.
97,101	Uchel Tom.....	Kingston.....	3	Broken up.
.....	Victoria.....	Port Stanley.....	120	Burnt.
112,350	Whirl.....	Port Hope.....	7	Burnt.
85,520	William Booth.....	Brookville.....	32	Dismantled.
.....	Toronto.....

22nd April, 1913.

TABLE IV.—SAILING VESSELS, REGISTERS CLOSED—NAVIRES A VOILES, REGISTRES CLOS.

Official Number. Numéro officier.	Name of Ship. Nom du navire.	Port of Ship. Port d'enregistrement.	Net Tonnage. Tonnage net.	Cause assigned for Closing Register. Cause de la clôture du registre.	Date of loss, &c. Date de la perte, &c.
111,837	A. L. B.	Lauenburg	22	Broken up.	
99,361	A. Anthony	St. John, N.B.	78	Broken up.	
77,826	Abby G.	Halifax	31	Wrecked.	
36,146	Agility	Anticost	72	Broken up.	
64,970	Alabama	Quebec	151	Broken up.	
112,115	Aldine	Lauenburg	99	Stranded.	25th Dec, 1912.
74,046	Alexander	Sydney, N.S.	78	Broken up.	
73,920	Alexander Black	Dorchester	575	Abandoned at sea.	
90,866	Alice	Halifax	12	Broken up.	
74,085	Alice Pette	Halifax	40	Broken up.	
92,487	Alice Maud	Windsor, N.S.	12	Broken up.	
74,410	Alliance	Chatham, N.B.	99	Wrecked.	
103,478	Allie I. Alger	Victoria	75	Sold to foreigners (U.S.A.)	1907.
100,810	Amateur	Victoria	18	Sunk.	
116,311	Arthur H. Wight	Lauenburg	99	Transferred to St. John's, Nfld.	25th Jan, 1912.
111,300	Bassie	Weymouth	158	Stranded	3rd March, 1913.
139,631	Bella Ritchie	Otaawa	27	Broken up.	
100,111	Bess	Digby	24	Wrecked	Dec, 1912.
94,742	Beulah	St. John, N.B.	81	Wrecked	24 Sept, 1912.
100,494	Cape Beale	Victoria	13	Wrecked	1895.
86,979	Carrie A.	Sydney, N.S.	73	Wrecked	
97,151	Clachemash	Victoria	10	Wrecked.	
97,172	Clayola	Windsor, N.S.	123	Lost.	
126,565	Chucran Beag	Sydney, N.S.	18	Broken up.	
111,880	Columbia	Yarmouth	22	Sold to foreigners (U.S.A.)	
90,650	Coup d'Etat	Yarmouth	12	Broken up.	
103,479	Cecho	Victoria	21	Abandoned.	
111,895	Edgê Theriault	Weymouth	168	Transferred to Bridgetown, Barbados, B. W. I.	March 26, 1913.
126,116	Elva Blanche	Lauenburg	79	Transferred to St. John's, Nfld.	April 8, 1913.
107,751	Empress	Charlottetown, P. E. I.	335	Transferred to Bridgetown, Barbados, B. W. I.	April 17, 1913.
112,103	Erma H.	Halifax	71	Transferred to St. John's, Nfld.	April 1, 1913.
100,436	Ethel B. Sumner	Moncton	353	Wrecked	2 Dec, 1912.
90,614	F. & E. Givan	Moncton	99	Broken up.	3rd Jan, 1913.
130,830	Florence E. Getson	Lauenburg	39	Foundered.	12 April, 1913.
122,575	Fly	Barrington	10	Condemned	
57,131	Forest Flower	Yarmouth	26	Burnt.	
55,836	Frank Newton	Sydney, N.S.	40	Broken up.	
103,719	Freddie M.	Yarmouth	10	Broken up.	
85,503	G. P. Taylor	Yarmouth	13	Lost.	1896.
75,728	George Killam	Digby	30	Sank in collision.	1st July, 1888.

122,316	Goldie Belle	Lunenburg	79	Transferred to St. John's, Nfld.	4 April, 1913.
83,194	Henry G. Ives	Pictou, N.S.	68	Broken up.	
163,052	Husler	Barrington	39	Wrecked	29th July, 1912.
51,738	Ica	Saint John, N.B.	11	Broken up.	
163,059	Lady Bourque	Yarmouth	11	Broken up.	
126,189	Lavengro	Shelburne	239	Transferred to Bridgetown, Barbados, B.W.I.	14 April, 1913.
107,650	Lola D. Young	Lunenburg	100	Transferred to St. John's, Nfld.	25 Jan., 1913.
107,129	Lolla B. Hirdie	Lunenburg	99	Transferred to St. John's, Nfld.	12 Feb., 1913.
51,961	Lilly Dale	Yarmouth	11	Broken up.	
92,365	Lizzio W.	Saint John, N.B.	17	Broken up.	
92,439	Lorena Jane	Windsor, N.S.	11	Broken up.	1884.
75,741	Loebie	Yarmouth	12	Lost.	
69,619	Louisiana	Quebec	106	Broken up.	
130,366	M. T. Williams	Sydney, N.S.	165	Transferred to St. John's, Nfld.	19th Feb., 1913.
80,968	Maggie Bell	Barrington	46	Disappeared.	
72,157	Marion	Windsor, N.S.	25	Broken up.	
37,635	Martina Ella	Yarmouth	23	Broken up.	
80,426	Mary H.	Yarmouth	18	Broken up.	
163,184	Mayflower	Digby, N.S.	26	Wrecked.	
163,175	Myrdo	Halifax, N.S.	90	Foundered.	11th Dec., 1912.
130,479	Muriel M. Richard	Lunenburg	17	Foundered.	12th Oct., 1912.
72,977	Nellie H. Ham	Barrington	25	Broken up.	8th Jan., 1913.
121,811	Nellie Myrdo	Digby	11	Broken up.	
130,476	Neta M. Conrad	Lunenburg	91	Transferred to St. John's, Nfld.	15th Jan., 1913.
74,339	Nokomis	Yarmouth	67	Lost.	
111,573	P. B. Locke	Toronto	305	Lost.	31st Oct., 1912.
90,873	Primrose	Yarmouth	34	Broken up.	
75,711	Prudence	Yarmouth	10	Broken up.	
96,732	Providence	Yarmouth	11	Broken up.	
96,816	Royal	Chatham, N.B.	63	Out of existence.	
86,558	S. A. Crowell	South St. Mario	23	Broken up.	
100,312	S. C. Hood	Yarmouth	12	Broken up.	
91,739	St. Croix	Windsor, N.S.	653	Sold to foreigners. (Danish subjects.)	
90,433	St. Anne	Barrington	11	Wrecked.	Mar., 1905.
68,035	St. Catharine	Quebec	79	Broken up.	
126,816	St. Celestine	Quebec	53	Lost.	8th Nov., 1912.
100,153	Seal	Moncton	11	Lost (went adrift.)	
37,612	Sea Shipper	Charlottetown, P.E.I.	41	Sank	12th Dec., 1912.
86,555	Sigefroi	Yarmouth	41	Wrecked	1903.
116,555	Silver Star	Malden	99	Wrecked	10th Jan., 1913.
100,076	Stella Mayard	St. John, N.B.	93	Wrecked	17th Dec., 1912.
75,726	Thrush	Yarmouth	13	Broken up.	
121,775	Togo	Winnipeg	58	Burnt.	29th Sept., 1912.
71,058	Trino Blue	Yarmouth	8	Broken up.	
107,457	Ungava	Lunenburg	88	Transferred to St. John's, Nfld.	15th Jan., 1913.
103,806	Unity	Pictou	218	Transferred to Bridgetown, Barbados.	5th Feb., 1913.
38,52	Victoria	Aricat	21	Broken up.	
112,127	Yanaska	Lunenburg	98	Transferred to St. John's, Nfld.	11th Mar., 1913.



LIST OF STEAM VESSELS

OWNED IN CANADA, BUT REGISTERED ELSEWHERE, AND
OPERATED ON THE GREAT LAKES

NOTICE

The Department will be glad to receive notice of any errors, omissions or additions with respect to the list. Such information should be addressed to "The Deputy Minister of Marine and Fisheries, Ottawa, Canada," and in Canada, may be mailed free of postage.

ISSUED BY
THE DEPARTMENT OF MARINE AND FISHERIES
OTTAWA, CANADA

List of Steam Vessels owned in Canada, but Registered Elsewhere, and Operated on the Great Lakes.

No.	Name of Vessel	Port of Registry	Where built	Water-horse power	Weight in tons	Length in feet and inches	Breadth in feet and inches	Depth in feet and inches	Gross Tonnage	Net Tonnage	License power and tonnage	Owner, Manager or Managing Owner.	
114470	A. L. A. V. 1	Newcastle	Newcastle	1000	1000	240	25.5	9.21	6	1437	1090	217	McClellan, Mutual Lame, Ltd., Toronto, Ont.
124194	A. L. A. V. 2	Newcastle	Newcastle	1000	1000	240	25.5	9.21	6	1437	1090	217	McClellan, Mutual Lame, Ltd., Toronto, Ont.
124258	A. L. A. V. 3	Newcastle	Newcastle	1000	1000	240	25.5	9.21	6	1437	1090	217	McClellan, Mutual Lame, Ltd., Toronto, Ont.
125046	Beaumont	Newcastle	Newcastle	1000	1000	240	25.5	9.21	6	1437	1090	217	McClellan, Mutual Lame, Ltd., Toronto, Ont.
125047	A. J. P. 1	Newcastle	Newcastle	1000	1000	240	25.5	9.21	6	1437	1090	217	McClellan, Mutual Lame, Ltd., Toronto, Ont.
125116	Beaumont	Newcastle	Newcastle	1000	1000	240	25.5	9.21	6	1437	1090	217	McClellan, Mutual Lame, Ltd., Toronto, Ont.
125057	Cambridge	Newcastle	Newcastle	1000	1000	240	25.5	9.21	6	1437	1090	217	McClellan, Mutual Lame, Ltd., Toronto, Ont.
124432	Cambridge	Newcastle	Newcastle	1000	1000	240	25.5	9.21	6	1437	1090	217	McClellan, Mutual Lame, Ltd., Toronto, Ont.
120224	Cambridge	Newcastle	Newcastle	1000	1000	240	25.5	9.21	6	1437	1090	217	McClellan, Mutual Lame, Ltd., Toronto, Ont.
120479	A. V. Gordon	Newcastle	Newcastle	1000	1000	240	25.5	9.21	6	1437	1090	217	McClellan, Mutual Lame, Ltd., Toronto, Ont.
124260	Empress	Newcastle	Newcastle	1000	1000	240	25.5	9.21	6	1437	1090	217	McClellan, Mutual Lame, Ltd., Toronto, Ont.
125069	Empress	Newcastle	Newcastle	1000	1000	240	25.5	9.21	6	1437	1090	217	McClellan, Mutual Lame, Ltd., Toronto, Ont.
122506	Empress	Newcastle	Newcastle	1000	1000	240	25.5	9.21	6	1437	1090	217	McClellan, Mutual Lame, Ltd., Toronto, Ont.
125113	Empress	Newcastle	Newcastle	1000	1000	240	25.5	9.21	6	1437	1090	217	McClellan, Mutual Lame, Ltd., Toronto, Ont.
125128	Empress	Newcastle	Newcastle	1000	1000	240	25.5	9.21	6	1437	1090	217	McClellan, Mutual Lame, Ltd., Toronto, Ont.
133077	Forbairn	Glasgow	Glasgow	1912	1912	250	6	12	6	236	1905	0	McClellan, Mutual Lame, Ltd., Toronto, Ont.

* Formerly "Mount Stephen."

SESSIONAL PAPER No. 21b

111, 116, H. M. Belland	Newcastle	Port Glasgow	1903	229,737	0.21	3,497	1,938,164	Merchants Mutual Linn., Ltd., Toronto, Ont. J. W. Norton
112, J. A. McKee	Newcastle	Newcastle-on-Tyne, England	1904	1,113,274	0.19	1,733,941	Western Steamship Co., Ltd., Toronto, Ont. J. W. J. Bassett	
114, 117, C. H. Thompson	Newcastle	Leam Wallingford	1905	216,037	0.24	1,383	992,240	Merchants Mutual Linn., Ltd., Toronto, Ont. J. W. Norton
115, B. Kinnear	Newcastle	Widened	1909	220,043	0.26	2,473	1,401,305	Western Navigation Co., Ltd., Port Williams, Ont.
116, J. R. Keppell	Newcastle	Newcastle-on-Tyne	1909	366,110	0.17	1,721	1,998,110	The Keystone Transportation Co. of Canada Ltd., Montreal, Que.
117, J. S. Kaye	Newcastle	Widened	1909	300,017	0.18	1,773	1,798,110	The Keystone Transportation Co. of Canada, Ltd., Montreal, Que.
118, 120, E. G. G. G.	Newcastle	Widened	1910	319,023	0.16	1,134	992,140	Algonia Central & Hudson Bay Ry. Co., South Star, Mar. Ont. S. A. McLeod
119, J. M. G. G.	Newcastle	Widened	1910	320,017	0.16	1,737	1,400,100	Merchants Mutual Linn., Ltd., Toronto, Ont. J. W. Norton
120, J. M. G. G.	Newcastle	Widened	1910	316,010	0.16	1,880	1,012,000	Port Arthur Transportation Co., Ltd., Colting Wood, Ont. Geo. E. Fox
121, J. S. Kaye	Newcastle	Widened	1910	316,010	0.18	1,820	1,157,900	The Canadian Northern Steamship Co., Ltd., Port Arthur, Ont. J. S. Wiley
122, J. S. Kaye	Newcastle	Widened	1910	300,034	0.17	1,476	794,500	The Canadian Linn. Transportation Co., Ltd., Toronto, Ont.
123, J. S. Kaye	Newcastle	Widened	1910	300,017	0.16	1,737	992,140	The Algonia Central & Hudson Bay Ry. Co., South Star, Mar. Ont. S. A. McLeod
124, J. M. G. G.	Newcastle	Widened	1910	300,017	0.16	1,737	1,400,100	Merchants Mutual Linn., Ltd., Toronto, Ont. J. W. Norton
125, J. S. Kaye	Newcastle	Widened	1910	300,017	0.16	1,737	1,400,100	The Canadian Linn. & Ocean Navigation Co., Ltd., Toronto, Ont. J. W. Norton
126, J. S. Kaye	Newcastle	Widened	1910	300,017	0.16	1,737	1,400,100	The Canadian Linn. & Ocean Navigation Co., Ltd., Toronto, Ont. J. W. Norton
127, J. S. Kaye	Newcastle	Widened	1910	300,017	0.16	1,737	1,400,100	The Canadian Linn. & Ocean Navigation Co., Ltd., Toronto, Ont. J. W. Norton
128, J. S. Kaye	Newcastle	Widened	1910	300,017	0.16	1,737	1,400,100	The Canadian Linn. & Ocean Navigation Co., Ltd., Toronto, Ont. J. W. Norton
129, J. S. Kaye	Newcastle	Widened	1910	300,017	0.16	1,737	1,400,100	The Canadian Linn. & Ocean Navigation Co., Ltd., Toronto, Ont. J. W. Norton
130, J. S. Kaye	Newcastle	Widened	1910	300,017	0.16	1,737	1,400,100	The Canadian Linn. & Ocean Navigation Co., Ltd., Toronto, Ont. J. W. Norton
131, J. S. Kaye	Newcastle	Widened	1910	300,017	0.16	1,737	1,400,100	The Canadian Linn. & Ocean Navigation Co., Ltd., Toronto, Ont. J. W. Norton
132, J. S. Kaye	Newcastle	Widened	1910	300,017	0.16	1,737	1,400,100	The Canadian Linn. & Ocean Navigation Co., Ltd., Toronto, Ont. J. W. Norton
133, J. S. Kaye	Newcastle	Widened	1910	300,017	0.16	1,737	1,400,100	The Canadian Linn. & Ocean Navigation Co., Ltd., Toronto, Ont. J. W. Norton
134, J. S. Kaye	Newcastle	Widened	1910	300,017	0.16	1,737	1,400,100	The Canadian Linn. & Ocean Navigation Co., Ltd., Toronto, Ont. J. W. Norton
135, J. S. Kaye	Newcastle	Widened	1910	300,017	0.16	1,737	1,400,100	The Canadian Linn. & Ocean Navigation Co., Ltd., Toronto, Ont. J. W. Norton
136, J. S. Kaye	Newcastle	Widened	1910	300,017	0.16	1,737	1,400,100	The Canadian Linn. & Ocean Navigation Co., Ltd., Toronto, Ont. J. W. Norton
137, J. S. Kaye	Newcastle	Widened	1910	300,017	0.16	1,737	1,400,100	The Canadian Linn. & Ocean Navigation Co., Ltd., Toronto, Ont. J. W. Norton
138, J. S. Kaye	Newcastle	Widened	1910	300,017	0.16	1,737	1,400,100	The Canadian Linn. & Ocean Navigation Co., Ltd., Toronto, Ont. J. W. Norton
139, J. S. Kaye	Newcastle	Widened	1910	300,017	0.16	1,737	1,400,100	The Canadian Linn. & Ocean Navigation Co., Ltd., Toronto, Ont. J. W. Norton
140, J. S. Kaye	Newcastle	Widened	1910	300,017	0.16	1,737	1,400,100	The Canadian Linn. & Ocean Navigation Co., Ltd., Toronto, Ont. J. W. Norton

N. Y. N. M. A. S. S. S.

SUPPLEMENT TO THE FORTY-FIFTH ANNUAL REPORT OF THE DEPARTMENT OF
MARINE AND FISHERIES, FOR THE FISCAL YEAR 1911-12

REPORT ON THE INFLUENCE OF ICEBERGS AND
LAND ON THE TEMPERATURE OF THE SEA,
AS SHOWN BY THE USE OF THE MICRO-
THERMOMETER, ON A TRIP OF THE
C. G. S. MONTCALM IN THE GULF
OF ST. LAWRENCE AND
COAST OF LABRADOR

AND

NOTES OF A TRIP ACROSS THE ATLANTIC ON BOARD THE R. M. S. VICTORIAN, ON
WHICH A MICROTHERMOMETER HAD BEEN USED

BY

H. T. BARNES, D.Sc., F.R.S.

*Director of the Physical Laboratories and Professor of Physics, McGill University,
Montreal.*

PRINTED BY ORDER OF PARLIAMENT



OTTAWA

PRINTED BY C. H. PARMELEE, PRINTER TO THE KING'S MOST
EXCELLENT MAJESTY

1913

CONTENTS.

	PAGE
Report to Deputy Minister of Marine and Fisheries.	5
Report of Observations.	6
Position of the Microthermometer on board ship.	6
Equipment of the C.G.S. <i>Montcalm</i>	7
Melting of Icebergs.	7
Preliminary Observations of the Iceberg Effect.	7
Description of the Microthermograms taken during the Trip of the C.G.S. <i>Montcalm</i>	14
Effect of Land and Shoals on the Temperature of the Sea.	19
Current Boundaries.	28
The Salinity of the Sea in the Neighbourhood of Ice.	28
Table of Salinity.	29
Sound Echoes from Icebergs.	29
Conclusions.	31
Appendix I. The Microthermometer.	31
Appendix II. Salinity of the Arctic Current.	35

DIAGRAMS AND ILLUSTRATIONS.

Figure 1. Ice melting in salt water.	8
“ 2. Photograph showing the effect of sea water melting on an iceberg.	9
“ 3. Photograph showing the effect of sea water melting on an iceberg.	10
“ 4. Underwater melting on an iceberg.	11
“ 5. Underwater melting on an iceberg.	12
“ 6. Shapes caused by underwater melting.	13
“ 7. Iceberg photographed to obtain isothermal lines shown in figure 10.	16
“ 8. Nearer view of same iceberg.	17
“ 9. Horizontal scale. Large size in pocket.	
“ 10. Isothermal lines. “ “	
“ 11. Temperature trace through strait of Belle Isle showing warming action of icebergs.	18
“ 12. Iceberg effects superimposed on a falling sea temperature. Large size in pocket.	
“ 13. Effect of a shoal on the temperature of the gulf.	21
“ 14. Rise of temperature leaving Southwest point, Anticosti. Large size in pocket.	
“ 15. Unsteady temperature near land.	22
“ 16. Effect of Cape Bauld on the temperature of the sea.	23
“ 17. Effect of Cape Race on temperature of the sea.	24
“ 18. Temperature trace across strait of Belle Isle.	25
“ 19. Temperature trace showing the effect of land.	26
“ 20. Temperature trace showing the effect of land.	27
“ 21. Microthermogram showing boundary of the Gulf stream and Arctic current. In pocket.	
“ 22. Microthermogram showing boundary of the Gulf stream and Arctic current. In pocket.	
“ 23. Diagram of Wheatstone's bridge connection as used in the Microthermometer.	30
“ 24. Bulb of Microthermometer.	33
“ 25. Diagram of connections for the Microthermometer with the Calendar recorder connections.	34
“ 26. Microthermometer used in the tests.	

REPORT OF HOWARD T. BARNES, D.Sc., F.R.S., PROFESSOR OF PHYSICS AND
DIRECTOR OF THE PHYSICAL LABORATORIES, MCGILL UNIVERSITY,
MONTREAL, ON THE INFLUENCE OF ICEBERGS AND LAND ON THE
TEMPERATURE OF THE SEA.

To A. JOHNSTON, Esq.,
Deputy Minister of Marine and Fisheries,
Ottawa.

DEAR SIR,—I have pleasure in giving you herewith my report on the influence of icebergs and land on the temperature of the sea. I desire at the same time to record my indebtedness to the Minister, Hon. J. D. Hazen, and to yourself for the help which has been given me, without which the work could not have been done.

In my report to the department which described my experiments made in the summer of 1910, on the influence of icebergs on the temperature of the sea, I pointed out the need of more detailed observations for which a special ship was required.

I am deeply indebted to the Minister and yourself for the use of the ice-breaking steamer *Montcalm* during the past summer, and to the officers of the ship for their help in bringing the experiments to a successful conclusion.

The experiments herein recorded were made by means of my new marine thermometer, for the first time described in my previous report to the department.

The present report covers a period of three weeks devoted to a study of the influence of ice and land on the temperature of the sea through the strait of Belle Isle and gulf of St. Lawrence.

The thermometer, for the development of which I am indebted to the generous aid given to be by your department, has proved so satisfactory and reliable that I have called it the microthermometer, which name suitably describes the instrument.

As I pointed out in my previous report, it is necessary to have very precise instruments in order to distinguish the effects produced by ice and land from the other temperature changes in the sea. It is in many ways unfortunate that the *Titanic* disaster has caused a somewhat general impression that this work has been done with a view of exploiting an invention, for so many attempts have been made since the disaster to profit by public sentiment. It has, however, always been my desire to investigate the real effects of ice, and place on a scientific basis a subject that has been so completely ignored by men of science. Such good as may accrue from my experiments in the way of helping navigators to locate ice and land in time of fog will be a sufficient reward, but I wish to point out, in justice to myself, that the *Titanic* disaster has in no way affected the course of the experiments, which had been planned many years ago.

My thanks are due to my assistants, Mr. L. V. King, B.A., and Prof. R. W. Boyle, Ph.D., who accompanied me on the trip; to my brother, Mr. Wilfred M. Barnes to whose skill the success of the photographs is due, and to my son, Master W. H. Barnes, for help in collecting the samples of sea water for analysis.

Faithfully yours,

H. T. BARNES.

REPORT OF OBSERVATIONS.

During my study of the influence of ice on the temperature of the St. Lawrence river, which was commenced in 1895, I was obliged to make use of exceedingly delicate electrical resistance thermometers in order to measure the small variations of temperature which accompany the formation and disintegration of ice. The result of this investigation, together with an account of the instruments employed, was published in the Transactions of the Royal Society of Canada during the years 1896 and 1897, and in my book, 'Ice Formation,' published by John Wiley & Sons, New York.

It is a source of gratification to me that this work which was commenced purely as a scientific investigation should have proved so useful in directing efforts towards devising methods for overcoming ice trouble in hydraulic power-houses.

It is due to the labours of Mr. John Murphy, of Ottawa, that methods have been devised by means of which artificial heat may be successfully applied for the relief of ice troubles during the winter. The practical advantage gained through this work encouraged me to continue my investigations along the same lines from the Government ice-breaking steamers while at work at the Northumberland strait and at Quebec. My experiments, conducted by means of the generous aid of the Department of Marine and Fisheries, were embodied in a report to the department in 1910 and published in 1911. During this time I devised the microthermometer with which I could obtain automatic records of temperature accurate to thousandths of a degree.

The microthermometer consists essentially of three parts, the stem or bulb, the relay or galvanometer, and the recording mechanism. In the appendix to this report I give a detailed description of the microthermometer for those interested in a study of its operating principles.

Position of the Microthermometer on Board Ship.

The instrument may be held over the side of the ship, trailing in the water and held by means of guy ropes, and the wires brought in to any convenient place to the recorder, or it may be put in a stream from a seacock fed from the intake of the circulating pumps. This latter method is to be preferred in a fast moving ship to avoid excessive strain on the bulb in a rough sea, and chances of damage from floating ice.

The question of the depth to which it is best to immerse the bulb is one which was answered during the course of the experiments described in the present report.

The *Montcalm* was equipped with two thermometers, one trailing alongside at an average depth of a foot, and the other placed in a tank fed continually by water taken at a depth of 16 or 18 feet.

The question of the proper depth for best service can be disposed of at once. As a result of the tests it was found (1) that the surface thermometer showed greater variations of sea temperature away from ice than the deep thermometer. (2) It showed a greater change due to land. (3) Practically no difference in its records of icebergs over those from the deep thermometer. It was found on the whole that steadier conditions held on the deep thermometer, and this gave better facilities for observing the disturbing influence of ice and land. While the surface temperature varied more up and down, its average value was very close to the average at a depth of 18 feet.

SESSIONAL PAPER No. 21c

Equipment of the C.G.S. 'Montcalm.'

For the special tests of the present expedition two bulbs were placed as just described. Each bulb was connected to a recorder so that simultaneous charts could be obtained of the deep and surface temperatures. The recorders were placed in the Marconi room on the boat deck, and the wires were taken to the bulbs in their respective places.

Besides the records of temperature we obtained samples of sea water through the strait in order to see how far the fresh water from the melting of the ice affected the salinity of the sea.

Melting of Icebergs.

In my previous report I pointed out how by the theory of Pettersson, ice melting in salt water produced three currents: a cold salt water current, (1), fig. 1 which sinks by gravity downwards: a horizontal current (2) of warm salt water moving in towards the berg to melt it away: a surface current (3), of melted berg water which on account of its low density flows up towards the surface and spreads out over the sea surface.

Observation of old icebergs gives abundant evidence of the action of the melting under the water line corresponding to current 2. The photograph shown in fig. 2 illustrates the action of the sea surface in eating away the under side of the ice. Fig. 3 shows the opposite side of the same berg. Surface melting, and the action of rain is shown by the surface furrows. Fig. 4 shows the under part of a berg lifted out of the water by tilting. The furrow made by the warm surface water is well shown. This berg was full of sand and stones as shown by the striated appearance. Fig. 5 shows a berg which has been so melted away that its sides have broken away.

Fig. 6 is a remarkable photograph taken of an iceberg in the Strait of Belle Isle. Here is evidence of much melting. It illustrates the fantastic shapes often seen in ice. The representation of a sleeping wolf is perfectly shown.

The question of the existence of the surface current (3) of fresh water must now be regarded as not proven, but it is possible that a berg does dilute the sea water to a very small extent over a small area. The melting proceeds at such a slow rate, especially in the northern waters, that the surface water from the melting berg becomes mixed rapidly with the sea water.

Preliminary Observations of the Iceberg Effect.

In July, 1910, the department kindly placed at my disposal a berth to Hudson strait and bay by the C.G.S. *Stanley*. I equipped the steamer with a recording microthermometer and sent my assistant Mr. L. V. King, to look after the instruments and make observations. A report of this work was published by the department, which report contains the charts made on the trip.

The thermometer bulb was placed over the side of the ship and immersed to a depth of about five feet. The recorder was placed in Mr. King's cabin where he could observe the effect of ice and land.

Several icebergs were passed on the northward journey at a distance of from one half to a quarter of a mile. These were shown on the chart, first by a rise of temperature followed by a fall of temperature as the ship passed abeam of the berg. The rise of temperature was unmistakable and was quite unexpected. Yet it was so evidently a result of the influence of the ice that special attention was directed to it. In my report on these tests I was unable to offer a suitable explanation, but it is possible now to suggest the real nature of the effect.

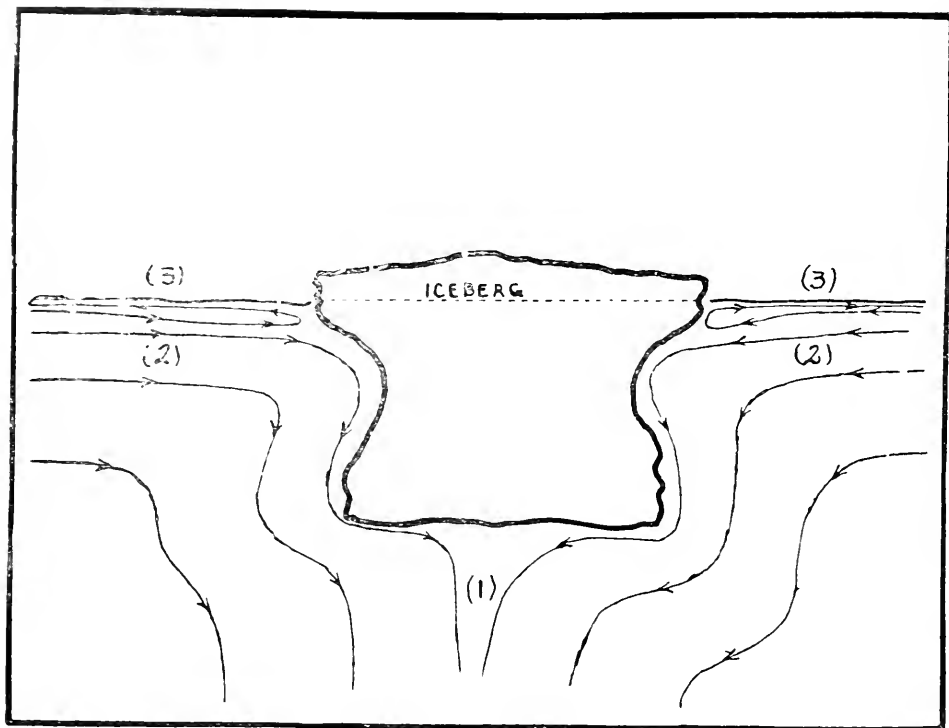


Fig. 1. Ice melting in salt water.



Fig. 2. Photograph showing the effect of sea water melting on an iceberg.



Fig. 3. Photograph showing the effect of seawater melting. Observe the contrast between the white ice and the dark absorbing water.



Fig. 4 This iceberg shows the underwater melting which has gone on before it tilted over. The ice is full of dark lines consisting of sand and dirt. Many large stones were observed over the surface.




Fig. 5. The iceberg to the right shows the action of the underwater melting which has caused the sides to fall away. This berg has probably never turned over. The berg to the left shows the effect of turning over.

SESSIONAL PAPER No. 21c



Fig. 6. This iceberg shows the fantastic shapes caused by underwater melting. The head of a sleeping wolf is shown.

The iceberg effect, as I called it, consisted of a rise of temperature as the berg was approached, followed by a rapid fall of temperature. There is little room to doubt that the real iceberg effect is the *rise of temperature*, and that the fall of temperature observed by Mr. King is due to the influence of the colder current in which the iceberg is being carried. My latest observations described in this report show that this must be the case, for the icebergs studied and described here, all carefully observed, showed a large warming influence, and only a small and insignificant cooling effect.

The explanation of the warming influence of an iceberg can be understood from the following. Consider an iceberg which is always composed of fresh water ice floating in the salt water of the sea. It produces by its melting fresh water, which is carried downward by the convective action of the inflowing salt water. (Current 2, fig. 1.) The surface water has no tendency to sink on account of its horizontal motion. In consequence of this all the heat radiated from the sun and sky, which is absorbed in this water, accumulates, and is not dispersed by the sea water movements. The wind stirs up the waves, but this action does not extend very deep. It is only by the convective circulation that the sun's heat is distributed to a greater depth. In this way the water around the berg becomes warmer than the surrounding sea temperature, and produces the rise of temperature always observed first on approaching an iceberg.

The popular belief is that ice cools the water, but the cooling action of an iceberg is enormously less than the accumulative heating action of radiation on the surface of the sea. It is true that the presence of colder currents are told by the fall of temperature, but this does not mean that an iceberg is in the immediate neighbourhood. It merely means that ice may be expected. The actual effect of an iceberg is to produce a rising temperature in its immediate vicinity.

Icebergs may be approached without showing any cooling effect at all but only a rise; on the other hand, a cooling effect may be observed after the rise, but this is not due to the direct action of the ice, but to the fact that the iceberg is being carried along by a more rapid current, and therefore a cooler current. The cooler current would have been met with had no ice been about. Only one thing is inseparably connected with the action of the ice, and that is the rise of temperature.

Contradictory as these conclusions may seem, they are accounted for on sufficient grounds quite apart from the facts revealed through the charts and diagrams now to be described.

Description of the Microthermograms taken during the Trip of the C.G.S. 'Montcalm.'

In the following series of diagrams I show the reproduction of the actual temperature charts as obtained on the microthermometer. The time scale is shown in one hour intervals in most cases: the speed of the ship was usually 11.5 knots per hour. The temperature scale most used is the one which reads one degree centigrade for two divisions of the scale. The finer scale was used for the more detailed study. Any further reduction of the scale is not to be desired, inasmuch as this is the coarsest scale that can be used to advantage in determining the small variations in sea temperature.

A special detailed study was made of the iceberg shown in figs. 7 and 8. These photographs are taken from different points of view. The berg was floating slowly southward at the rate of about two miles per day. When studied it was about ten miles off the eastern end of the strait of Belle Isle, and well removed from the land and other icebergs. The morning was hazy with a bank of light fog hanging further to eastward. The wind was light and from the north-east, and the sea was fairly calm.

SESSIONAL PAPER No. 21c

Courses were arranged for the ship from different points of the compass, from radii about six miles in length. Thus a continuous trace of the temperature was taken over a north and south course, and an east and west course, and intermediate courses.

Fig. 9 shows a sample of the temperature traced from the microthermogram record in this study. The horizontal scale is in hours or ten mile intervals. The vertical scale is in tenth degree intervals on the microthermometer scale. The curves were automatic, and, as shown here, start from a point three miles from the berg, the course being directly towards the berg. It will be seen that the temperature rises steadily until the ship passed abeam a few yards from the ice, when the temperature fell again regularly up to the end of the six mile radius. Coming back a similar curve was traced, but the berg was passed on the other side. In this case the temperature rose steadily until abeam of the berg when it took a small dip and then continued to rise for a mile on the other side. Returning, and passing the berg at the same side as at first but nearer, a higher temperature was recorded followed by a small dip as before, then a rapidly falling temperature as the berg was left astern. The cooling effect of the melting ice was shown by the small dip of temperature of about a tenth of a degree on the course of the curve. The third curve, peaked, is for one of the other icebergs studied. Here just abeam of the berg, the ship circled right around it. A small cooling effect was noticed on the thermometer the same spot being passed over twice by the ship. On sailing away from the berg the temperature continued to rise for a short distance before it fell again as the berg was left behind.

In order to show more clearly the distribution of temperature about an iceberg I have prepared diagram 10 from the temperature curves and the notes from the ship's log. This diagram gives the isothermal lines as they were distributed about the first berg on the day we made the records. On the diagram I have shown the five mile limit, the direction of drift of the berg, and the approximate direction of the wind.

The highest temperature is in a small spot just a mile to the north of the berg. Another zone of high temperature existed a little to the west of the berg. What determines these zones of high temperature has not as yet been determined, but there can be no doubt at all of the influence of the iceberg in causing this rise of temperature in its immediate neighbourhood.

Fig. 11 shows a trace of temperature taken through the strait of Belle Isle from a point abeam of Belle Isle to point Amour at the western end of the strait. The effect of ice melting on the temperature of the sea water is very distinctly seen in the diagram.

The first group of icebergs was passed very close, some excellent photographs being taken. There were about seven of them apparently moving together at a distance ranging from a quarter to half a mile.

Leaving this group behind, the ship steered a straight course down the strait. The temperature fell as soon as the ice was left behind. One berg situated a mile off produced a small effect on the thermometer as the ship passed through its zone of influence. When the ship passed a string of growlers and small pieces, a smaller rise of temperature resulted. A second and a third group of bergs were passed before entering Forteau bay, and coming to anchor at point Amour, but their positions are clearly indicated on the chart.

It is interesting to see how the iceberg effect is superimposed on a changing sea temperature. Thus in fig. 12 I show the trace of temperatures taken from point Rich, Newfoundland, to point Amour. In this curve a rapidly falling temperature results from the passage from the warmer waters of the gulf of St. Lawrence into the colder arctic current sweeping in through the strait. I have indicated in the charts the points where icebergs affected the records. The berg at a quarter of a mile shows clearly a small cooling effect.



Fig. 7. Iceberg which was used to obtain the isothermal lines shown in Fig. 10.

SESSIONAL PAPER No. 21c




Fig. 8. Nearer view from another position of the iceberg used for the purpose of studying the isothermal lines shown in Fig. 10.

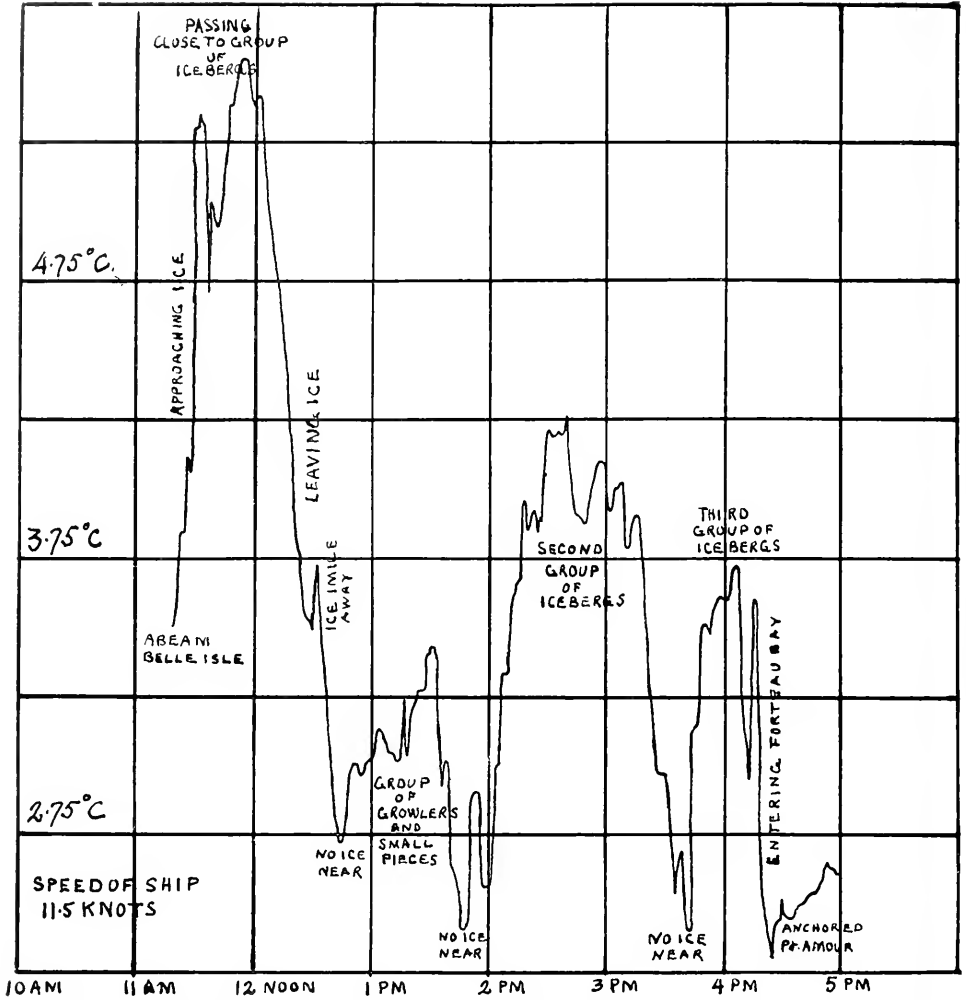


Fig. 11. Temperature trace through the strait of Belle Isle showing warming action of Icebergs.

SESSIONAL PAPER No. 21c

Effect of Land and Shoals on the Temperature of the Sea.

In the records obtained for me by Mr. King on the trip to Hudson bay it was shown how very well the effect of land on the temperature of the sea could be told. Whenever the *Stanley* steamed towards the shore for the night the temperature fell rapidly. During my investigations of icebergs on the *Montcalm* I made a special effort to determine what effect the land would have through the strait of Belle Isle. This is a most important matter and one deserving of the most careful investigation. The effect of the coast of Labrador in cooling the arctic current was very marked. Anywhere within approximately six miles of the coast line the temperature fell below the surface temperature and continued to drop right up to the coast itself.

The explanation of this lies in the actions of the tides, and the obstruction offered by the coast line, resulting in the turning up of the under water which is always much colder than the sea surface. Hence where the disturbance exists, we may expect to have the water colder and full of streaks of warm and cold water. Far away from shore the temperature of the open sea is quite uniform, and specially in the arctic current. Near to land the temperature shows greater variations, which indicate the distributing influence of the shoals and land. My records of temperature across the ocean made on the Royal George show the wonderful uniformity of the temperature of the Gulf stream except near the coast of Ireland.

There are three things which affect the uniform temperature of the sea, and these are icebergs, land, and current boundaries. Of these it is possible to tell the presence of ice by the rise of temperature above the surrounding sea temperature. The effect of land is to send the temperature down. The great current boundary between the arctic current and the Gulf stream is well defined along the Canadian route and offers a position which might be made use of in navigation. Along the more northerly route the arctic current meets the upward moving Gulf stream and intermingles with it and is deflected eastward. To the south we have a shifting Gulf stream and numberless rises and falls of temperature, making it more difficult to detect the presence of ice, but on the northern route we have well defined boundaries which are narrow and restricted. By the Belle Isle route we have less than 250 miles of ice track, but on the New York lanes the track extends for 600 miles or more.

The effect of shoals in disturbing the surface temperature of the sea was first pointed out by Dr. W. Bell Dawson in a report presented to your Department on the influence of currents in the bay of Fundy. This very important observation has been completely confirmed during the progress of the present investigation. As an example of the many records I have of this, I select the trace shown in fig. 13. Here the course of the ship was directed from Heath point northward towards the strait of Belle Isle. The first part of the record is through very deep water far from land and ice, and shows the very small variations of temperature characteristic of such waters. The passage of the ship over a shoal of 25 fathoms is clearly shown by a dip in the sea temperature. The minimum reading on the thermometer corresponds with the position of the ship over the bank, and the passage again to deep water by the rise again, the ship's position being determined by the cast of the lead. The action must be due to the obstruction offered by the shoal in the under currents of colder water.

In fig. 14 I have shown the effect of the Anticosti coast on the temperature of the river at that point. The ship had been anchored for some time at the South-west point lighthouse and the instruments were set to record as the ship left the shore for the deep water of the channel. The temperature which was taken by the surface thermometer is seen to rise rapidly as the ship left the coast line.

During this course, which was followed to Heath point lighthouse, the ship drew in towards the shore until the effect of the land was again clearly marked. In fig. 15 I show the temperature trace in a line parallel to the coast, but so near as to be influenced by the streaks of colder water turned up by the land. The trace will be

seen to be unsteady and quite unlike the uniform trace shown for the deep water in fig. 16. In fig. 16 I show the effect of cape Bauld, Newfoundland, on the temperature of the sea. The first trace represents the temperature across the eastern mouth of the strait from West point, Belle Isle, to cape Bauld. Here the temperature rises, first due to the influence of Belle Isle, then falls as a colder current is entered. A group of icebergs was passed which had more influence in causing a rapid rise of temperature, but when approaching the cape the temperature fell with great rapidity to a point much lower than any observed away from land. One iceberg grounded near the cape produced its effect just before coming to another abeam of the lighthouse.

The second trace in fig. 16 shows the effect of leaving cape Bauld for the open sea. The two curves are almost exactly complementary to each other and clearly indicate the effect of the coast line. The temperature trace is from the deep thermometer.

It is interesting to compare fig. 16 with fig. 17 which represents the trace of temperature taken on my return trip on the R.M.S. Allan Line *Victorian* early in June. Here the effect of cape Race to the south of Newfoundland is shown. When the ship was abeam of the cape at four miles distance the temperature fell so low as to be off the scale of the instrument. Unfortunately I was away from the instruments at the time, otherwise I would have been able to determine how low the temperature went. I found that the pen had come back on to the scale when I returned to inspect the chart.

The effect of cape Race is clearly defined here, and is similar to the effect of cape Bauld, to the Labrador coasts and to the coasts of Ireland and England.

Just before coming into the zone of influence of the cape, a small iceberg was passed, and this will be seen to produce the characteristic iceberg effect. There is no reason to doubt that the great cooling here is due to the deflection upwards of the cold arctic under water by the coast line of Newfoundland. Our nearest point to land which was 4 miles abeam of cape Race corresponded to the lowest temperature recorded. At no other point through the arctic current or gulf of St. Lawrence was so low a temperature indicated.

In fig. 18 I show the influence of cape Norman. This diagram represents a trace across the strait from Greenly island to the opposite shore. Iceberg records are shown in the trace. Fig. 19 contains two traces, the first one represents the course along the coast from cape Bauld to Kerpon harbour. Here the characteristic fluctuations near land are shown, together with the fall on coming to anchor in the harbour. The second trace represents that through the gulf along the Newfoundland coast, and the effect of approaching cape Ray. We anchored abeam of the lighthouse, the temperature near shore showing a minimum reading.

Fig. 20 represents the fall of temperature approaching land. The *Montcalm* had been anchored for some time off the coast abeam of Rich point. The course into Port Saunders for the night is clearly shown by the fall of temperature.

The general effect of land of lowering the temperature of the sea is clearly proved from these records. It is of the greatest importance to us to observe that the large effects produced by the coasts of Labrador and Newfoundland are so characteristic that ample use could be made of them to warn ships in time of fog of the proximity of the coast. Within a parallel to this coast of six miles the temperature drops so rapidly that the effect could not be mistaken by a navigator, while the entrance through the eastern mouth of the strait shows no such drop. Hence a ship making the strait in a fog could be sure of avoiding the rocks of the coast as long as the temperature was not dropping rapidly. I do not think it would be possible for a ship to get out of her course through the strait so as to hit the shore without ample warning on the chart of the microthermometer. For the same reason no ship could hit the coast by the Cape Race route in time of fog. If practical data such as I have just presented counts for anything, then we are at last provided with a sure and safe

SESSIONAL PAPER No. 21c

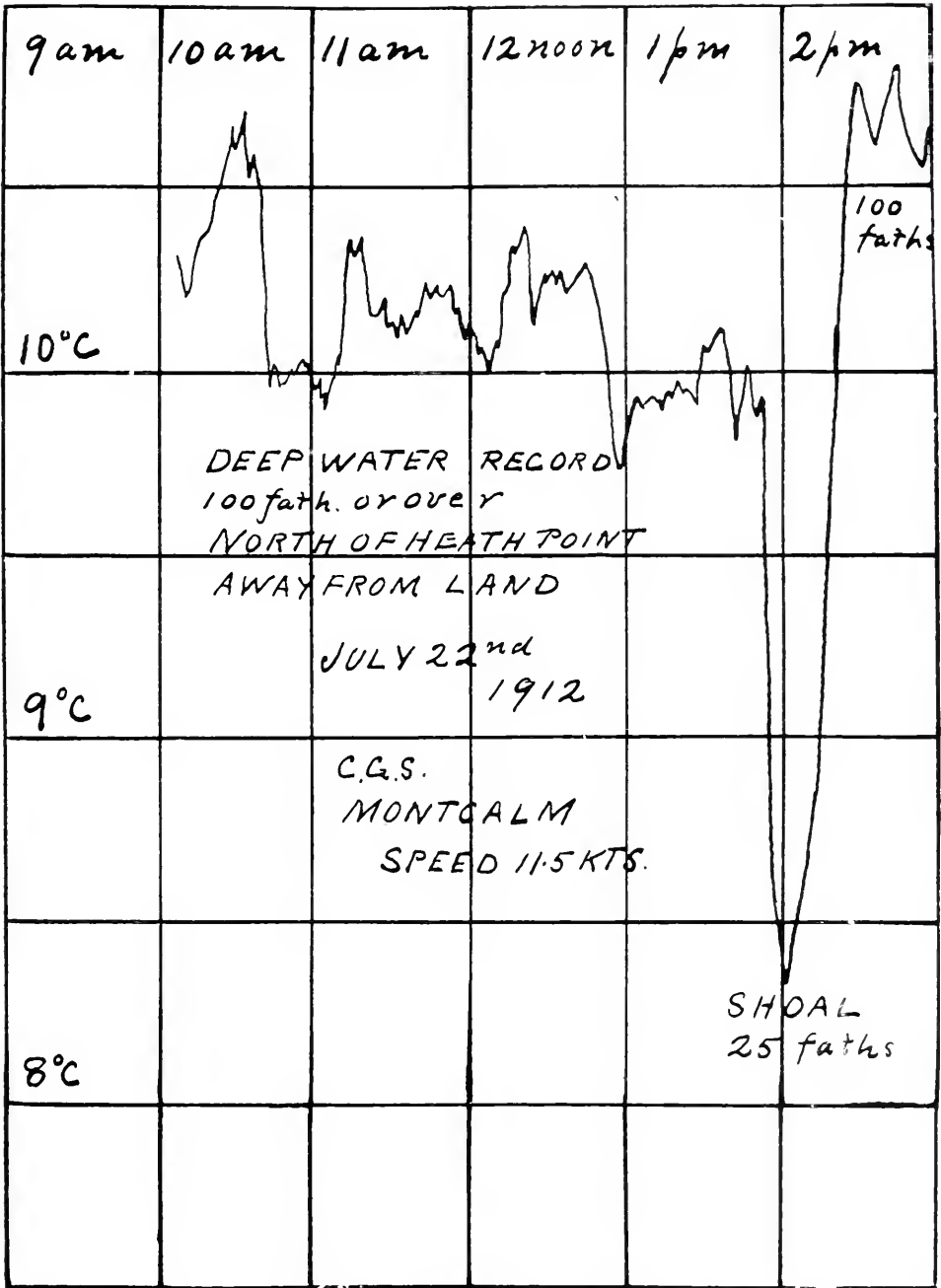


Fig. 13. Effect of a shoal on the temperature of the gulf.

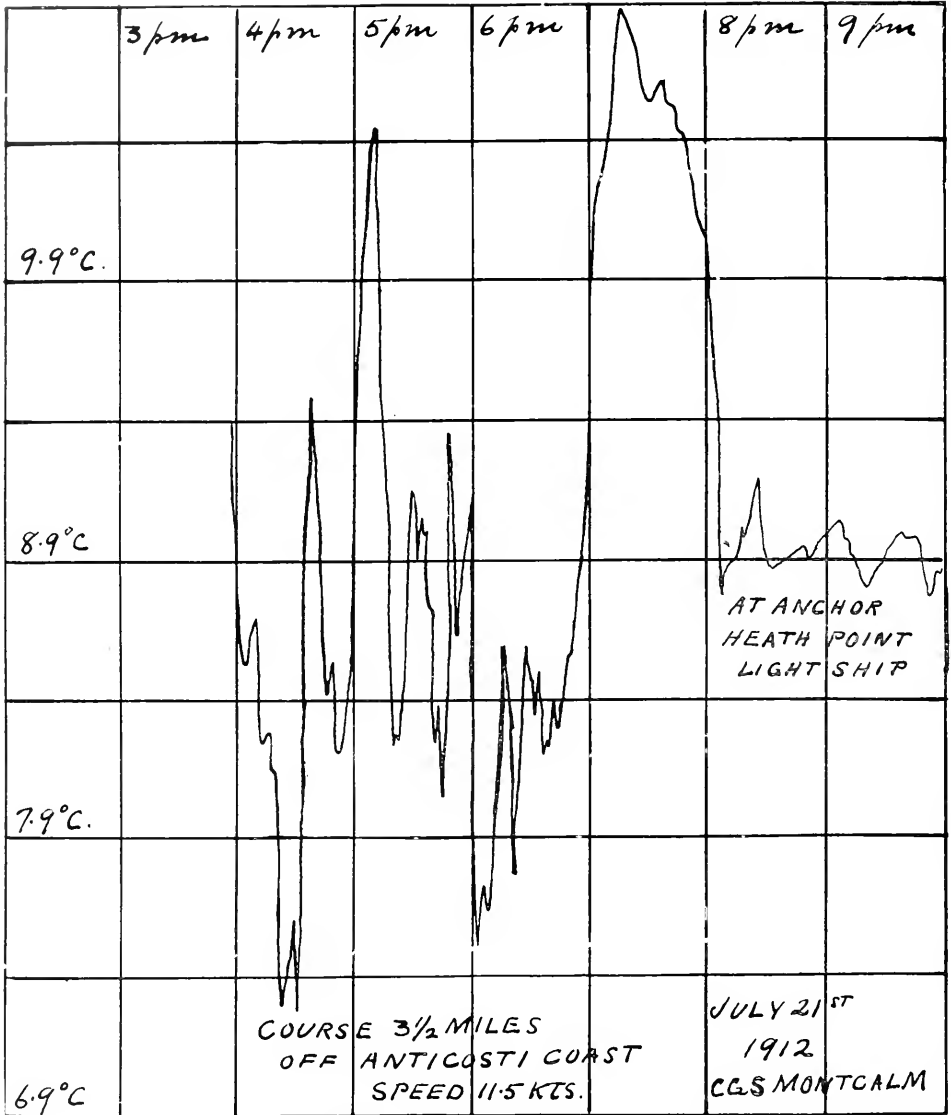


Fig. 15. Near land the temperature is very unsteady.

SESSIONAL PAPER No. 21c

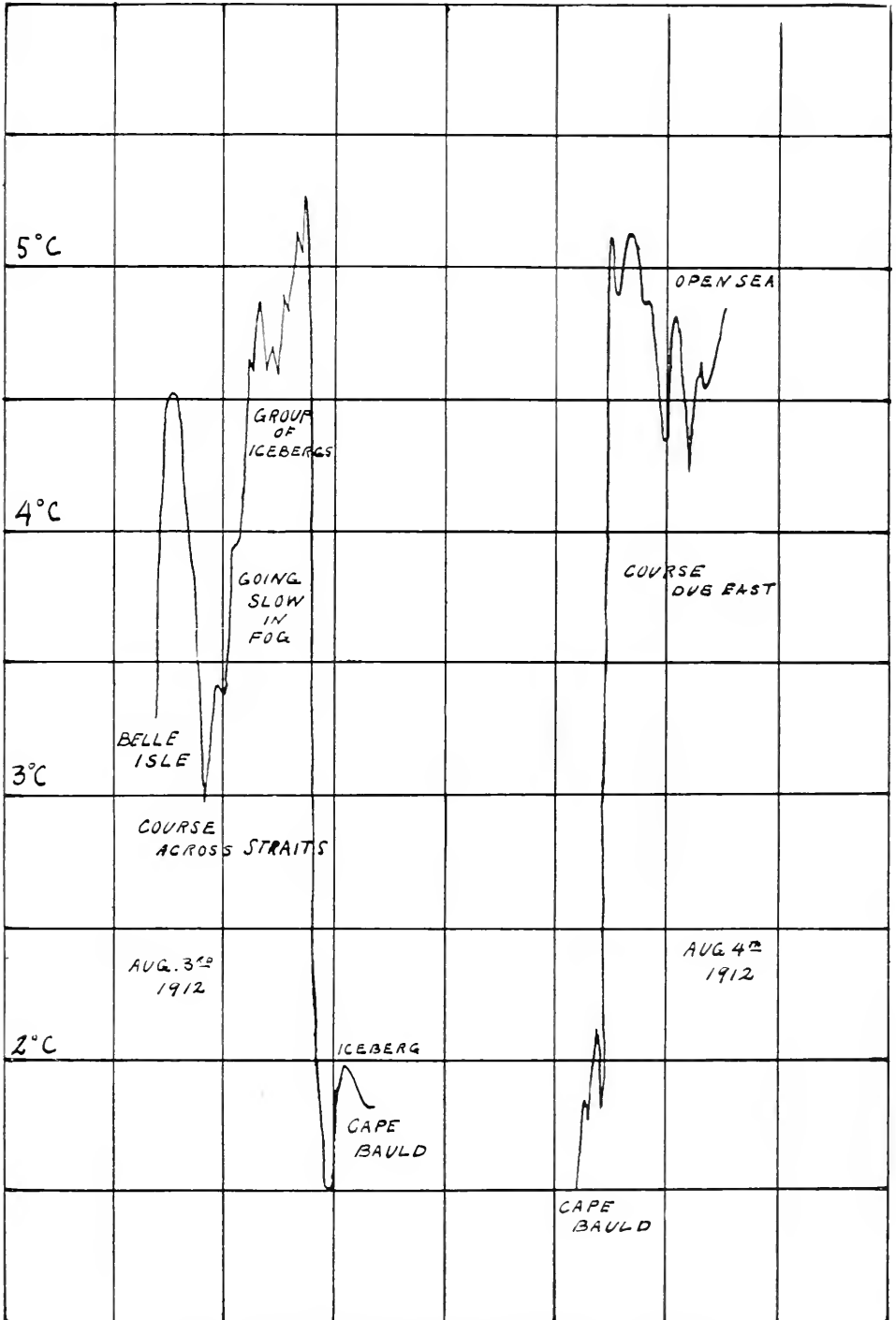


Fig. 16. Effect of cape Bauld on the temperature of the sea.

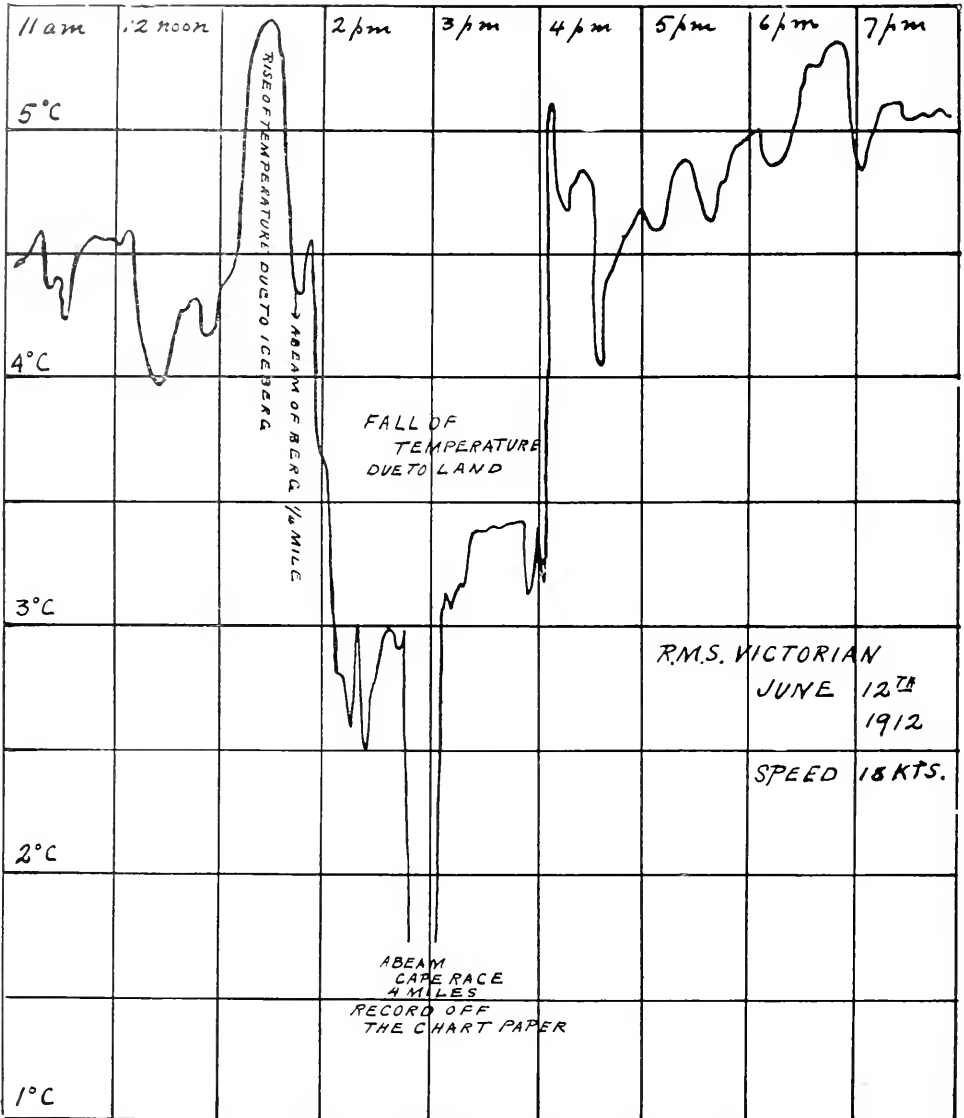


Fig. 17. Effect of cape Race on the temperature of the sea.

SESSIONAL PAPER No. 21c

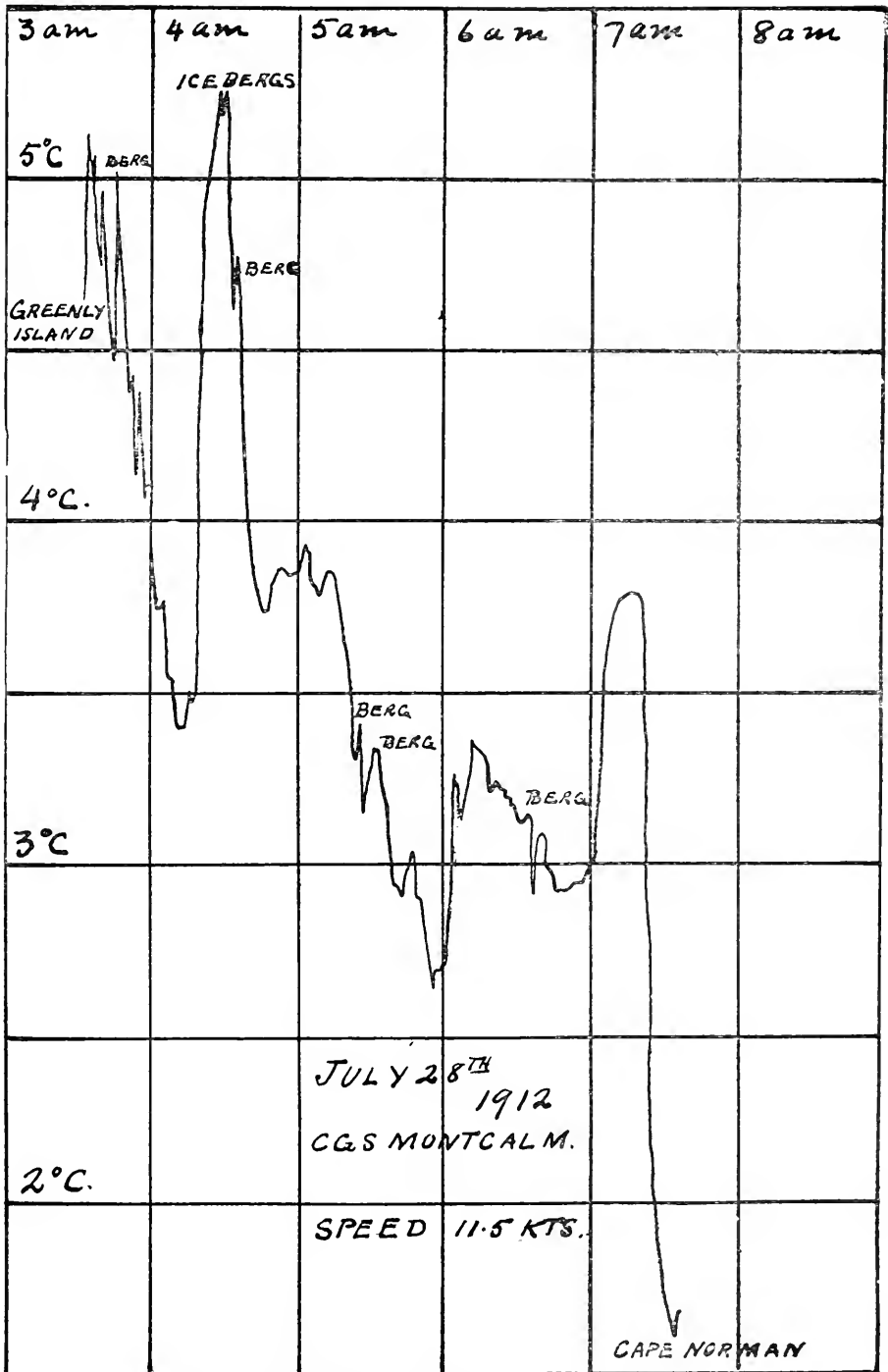


Fig. 18. Temperature trace across the strait of Belle Isle.

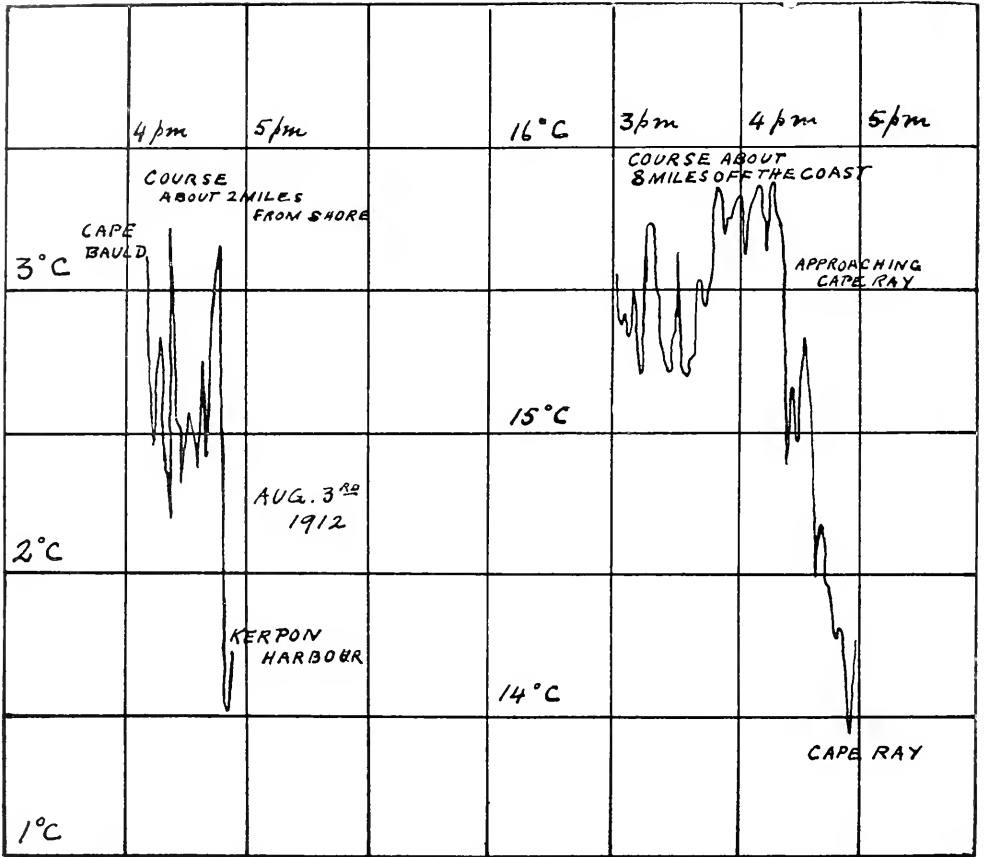


Fig. 19. Temperature trace showing the effect of land.

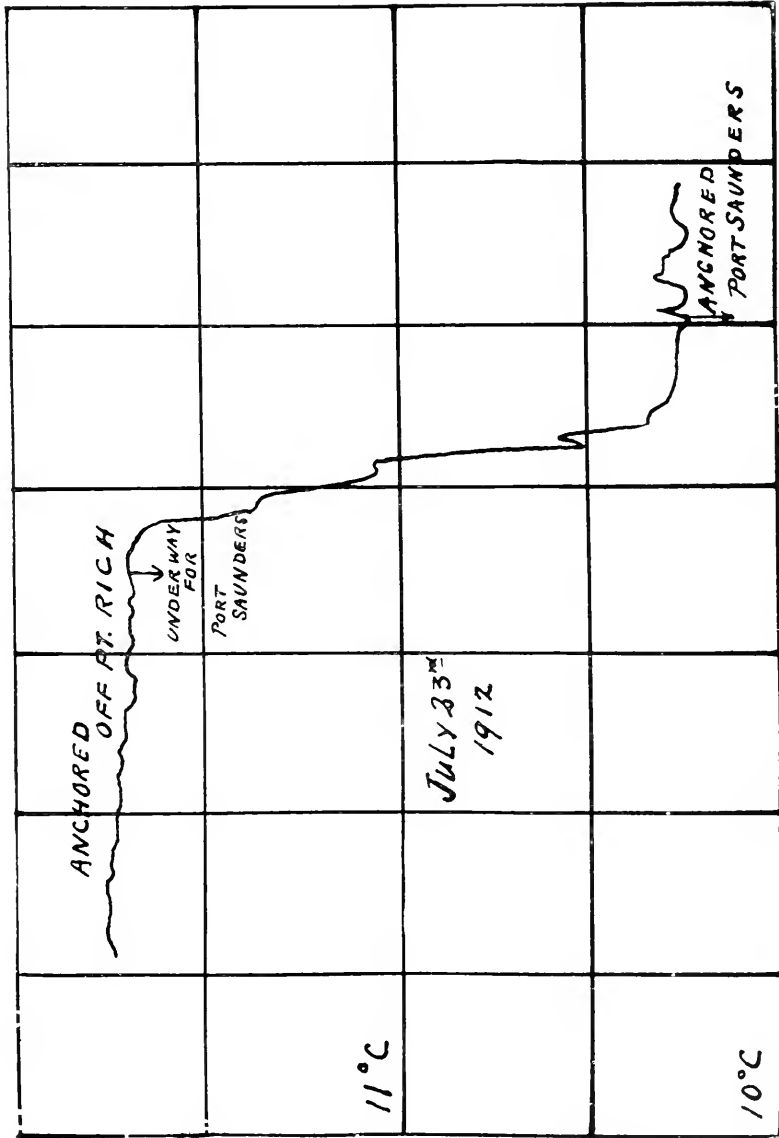


Fig. 29. Temperature trace showing the effect of land.

method of avoiding the chances of shipwreck that have hitherto confronted navigators of the St. Lawrence route.

Current Boundaries.

As I have already pointed out, the boundary of the arctic current and the Gulf stream is very well defined along the Canadian route, so much so that it is likely that the determination of this on any particular route would enable a ship to define its position with some certainty. To show this, I give a trace of temperature which I obtained on the *Victorian* entering the ice-track off the cape Race route. In fig. 21 the sharp wall of separation between the two currents is clearly seen and well defined. The course through the ice track is one of gradually falling temperature as the coast of Newfoundland is approached. The small rises of temperature observed up to 8 p.m. are due to icebergs at various distances of 6 to 8 miles. The nearest approach to a berg was between 9 and 11 p.m. when the ship was running dead slow in a fog. An immense iceberg was passed at a distance of one mile, but the effect of this berg is clearly seen by the great rise of temperature produced. The cold current in which the berg was floating was passed between 10 and 11 p.m. All this time the ship made hardly five miles. Long before the big berg could be seen, the record of it was unfailingly shown on the chart, and ample warning was thus given by the micro-thermometer. The minimum reading is in direct line with the gradual drop in the temperature curve, and cannot be said to be in any way caused by the ice. The presence of the ice is shown by the large rise in temperature.

Fig. 22 is interesting as representing the temperature wall of separation between the arctic current and the Gulf stream, as obtained on the more southerly route from Halifax. This illustrates what occurs with greater frequency along the more southerly route. A streak of cold water has penetrated into the warm Gulf waters, and causes a rapid fall of temperature after the first boundary has been passed. Streaks of arctic water, as shown here, may be ice-bearing and cause a great menace to navigation.

The Salinity of the Sea in the Neighbourhood of Ice.

In order to test the influence of icebergs melting on the dilution of sea water, I determined to collect and bottle numerous samples of sea water and test them by the electrical conductivity on returning to the laboratory.

The question of salinity is one that presented itself to me when I first became familiar with the important tank experiments of Prof. Pettersson. I was desirous to determine if possible the effect of the surface water of the berg in diluting the sea water. A number of 4 oz. bottles were provided, and at intervals a bucket was thrown over the side and samples of water drawn up. The bottles were filled from this, then carefully labelled, corked, and put away.

On my return to the University the measurement of conductivity was kindly undertaken by Dr. McIntosh and Mr. O. Maass of the McGill University Physico-Chemical Department. The tests were carefully made, all the samples being kept at a uniform and equal temperature of 26° C. The following table gives the results of the test.

SESSIONAL PAPER No. 21c

TABLE OF SALINITY.

No. Samples.	Locality.	Resistance	Conductivity.
1	In the river abeam of Metis.....	2075	'04556
2	Off Anticosti island.....	1943	'04866
3	West end Belle Isle strait—Depth 125 fathoms.....	1919	'04928
4	Port Saunders harbour.....	1950	'04850
5	In the rise of temperature from iceberg.....	1943	'04866
6	Point Amour light-house—Much rain during the night.....	1919	'04928
7	In the rise of temperature caused by an iceberg.....	1919	'04928
8	Crossing the strait.....	1983	'04768
9	Duplicate of same.....	1983	'04768
10	Close to berg near shore at cape Bauld.....	1888	'05097
11	In the strait, eastern end.....	1959	'04827
12 & 13	Duplicates.....	1967	'04806
14	In the open sea long way from icebergs.....	1950	'04850
15	Close abeam large berg.....	1975	'04787
16	One mile north same berg.....	1967	'04806
17	Close abeam to same berg.....	1959	'04827
18	Six miles away from same berg.....	1983	'04768
19	70 yds. to leeward of big berg.....	1975	'04787
20	40 yds. to windward of same berg.....	1975	'04787
21	120 yds. to windward of another berg.....	1975	'04787
22	100 yds. to leeward of another berg.....	1967	'04806
23	50 yds. to windward of another big berg.....	1975	'04787

An inspection of these numbers shows at once that the dilution by the berg is very small and cannot well be distinguished from the small changes in salinity observed in various parts of the sea. If we take observations 14, 15, 16, which were all made over the course followed in preparing the temperature charts, it will be seen that a very small effect is indicated, but observations 17 and 18 from the same berg cannot be said to agree. Abeam of the berg we have a slightly smaller conductivity as contrasted with the conductivity in the open sea a long way from it. I believe that the changes in salinity observed may indicate a small dilution by the iceberg, but that this dilution cannot be distinguished from the variations in salinity normally met with in the Atlantic waters.

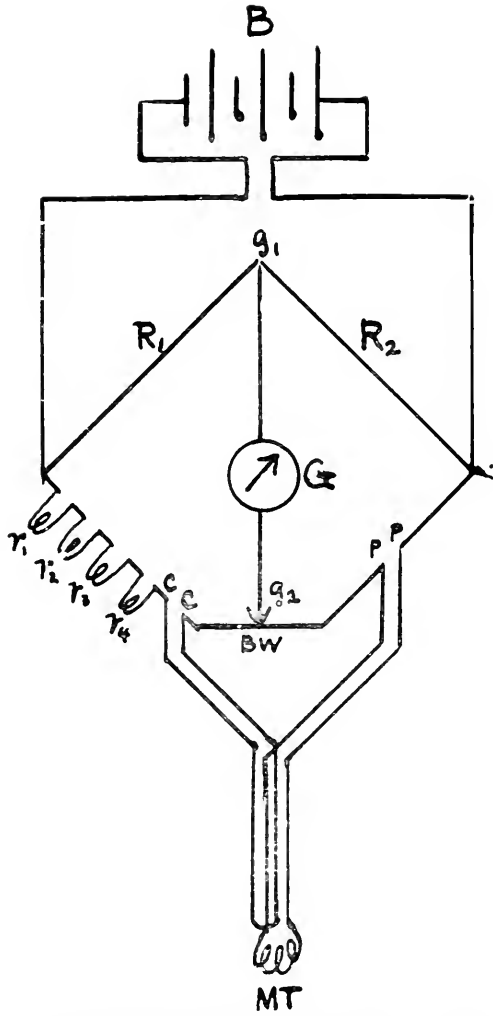
Observations 19 and 20 are interesting as representing samples taken to leeward and windward of a large iceberg. We must conclude therefore from these tests that measurements of salinity cannot be used for telling the proximity of ice, and that if a small dilution exists, the effect caused by the thermal absorption in the surface currents of the water drawn towards the berg is of more importance.

It is interesting to compare the values here given with the measurements I obtained from water brought from Hudson bay. These tests give for the electrical conductivity the value .0480 at 26° C., which is the same as the values found in the strait.

Sample No. 1 shows the effect of the dilution caused by the fresh waters of the St. Lawrence mingling with the sea water. Where so small an effect as this is produced by so great a volume of fresh water moving seawards, it is little wonder that an iceberg has so small an influence on sea salinity.

Sound Echoes from Icebergs.

The question of the echo of the steam whistle or fog horn as a means of telling the presence of icebergs is an interesting one. I had very good chances to observe this. While at anchor abeam of cape Bauld the fog horn from the lighthouse was repeatedly echoed from bergs in the immediate neighbourhood. As many as three



g. 23. Diagram of Wheatstone's bridge connection as used in the microthermometer.

SESSIONAL PAPER No. 21c

echoes following one another could be heard. The best one was from a berg grounded a quarter of a mile from the ship. It was observed that the change of position of the berg made a great difference in the intensity of the sound returned. In addition to the iceberg echo there was a distinct echo from the fog bank lying off the shore.

I am sure that the presence of an iceberg can be told in some cases by the echo received from the steam fog horn. This warning is not certain however, as we have abundant evidence to the fact that fog horns are not always heard in a fog, even at close range.

Conclusions.

In conclusion I must report as a result of my study of icebergs and land that very important results have been obtained, indicative of methods which should be developed for equipping ships for avoiding ice and land. The experiments have been so decisive and reliable that I must strongly recommend that attention be devoted by the Government and by steamship companies towards adopting accurate temperature recorders on board ship.

The fact that ice sends the temperature up and land sends it down will serve to distinguish clearly these two effects. Again I must emphasize that it is to a study of the variations of temperature in the sea, and not the temperature itself, which will enable navigators to safely avoid ice and land at night or in time of fog.

I would strongly recommend the Government to equip at once a ship to map out the isothermal lines around the coasts of Newfoundland, Labrador, and the shores of the gulf of St. Lawrence and strait of Belle Isle, for in so doing a chart could be prepared which would be of great assistance to navigators using these waters.

Similar charts should be made all over the world, but this is a matter for international action and not for one Government alone. By acting at once, our Government will be serving a most useful purpose and starting a work of the greatest importance to humanity.

APPENDIX I.

The Microthermometer.

The general principle of the microthermometer is that of the Wheatstone's bridge. (Fig. 23.) Two ratio coils R_1 and R_2 of equal resistance form two arms of the bridge. A third arm includes the bulb MT connected by the wires PP to the bridges. A fourth arm consists of connecting wires CC from the bridge to the bulb, but containing no resistance coil. The wires CC constitute Callendar's compensating system, and serve merely to annul the changes of resistance in the wires PP as they might affect the bridge system. A galvanometer G_2 is connected across the bridge, dividing it into two equal portions. The battery B serves to send an electric current through the bridge. This current divides on entering the bridge and takes the circuits R_1 , R_2 and CC PP. A resistance wire forming what is called a bridge wire Bw connects the two arms CC and PP. A series of resistance coils V_1 , V_2 , V_3 , &c., are connected in the fourth arm of the bridge. One of the galvanometer contacts is made to slide over the resistance wire Bw. When normally connected the resistances V_1 , V_2 , V_3 , &c., are made equal to the resistance of the bulb MT. The ratio coils R_1 and R_2 being equal, the electric current divides between the two paths. When the resistances of V_1 , V_2 , &c., equal the resistance of the bulb MT no electric current can pass across the galvanometer circuit in either direction, R_1 and R_2 being equal and fixed. When the temperature of MT changes its resistance changes, and in conse-

quence the balance of the bridge is changed and a current passes through the galvanometer G_2 . The direction of the current will depend on whether MT increases or decreases from its zero position.

Small changes of resistance in MT can be compensated for by sliding the contact G_2 over the resistance wire BW , and so the zero position of the galvanometer can be readily restored. The movement of the slide G_2 over the wire BW gives a measure of the change in resistance of MT , and therefore the change in temperature of the bulb. Large changes of resistance in MT can be compensated by changing the coils V_1, V_2 , &c.

The adaptation of this principle to the microthermometer consisted in. (1) Making the bulb MT large, strong, and of high resistance, so that small changes in temperature would produce large changes of resistance. (2) Making a suitable galvanometer which would be sensitive and free from vibration. (3) Selecting a suitable recorder by which the contact G_2 could be moved automatically and record itself on a sheet of paper.

The Bulb.—In the construction of the bulb it was necessary to combine great strength with maximum sensitiveness. This was made easy from the fact that size was of no account. I finally adopted the concentric ring type of bulb which I had devised and described many years ago. Figure 24 shows the general cross section of the bulb. A central copper tube with flanged edges 4 inches in diameter and 6 inches long serves to hold the resistance wire. An outer copper tube fits over this concentrically and the edges are carefully soldered water-tight. A heavy side tube is fastened firmly on through which the wires pass to the armoured cable carrying the wires to the recorder. Heavy copper pipe protects the armoured cable from the action of the sea water. The resistance wire was selected with great care. Iron wire was chosen for two reasons: on account of its high temperature coefficient, and from the remarkable steadiness of its resistance at the temperature of the ice point. Much experience with platinum had shown it to be liable to small changes of zero, which fact had not been noticed with iron. The cheapness of the material enabled me to use a wire of large size, and to avoid by this means the heating of the bulb by the passage of the current from the battery.

In all 250 feet of silk covered wire .013 inch in diameter was wound on, and the ends soldered to copper cable at the junction of the side tube. The resistance of this coil was approximately 125 ohms at $0^\circ C$., and had a temperature change of a little over half an ohm per degree centigrade.

The space between the concentric copper tubes was made as small as possible to make the bulb respond as quickly as possible with a change of temperature. Special tests made in water showed that the bulb temperature followed the water temperature with a time constant of ten seconds, ensuring by this means that no serious error resulted when the instrument was used to follow rapidly changing sea temperatures.

The Galvanometer Relay.—This instrument was adapted from a sensitive Weston portable galvanometer. Revolving contact points as in Callendar's recording galvanometer were used but of new design. The index of the galvanometer needle supplied either right or left hand electrical impulses through the revolving contacts. A deflection to one side or the other engaged the contacts which set in motion a circuit attached to the magnets of the recorder. The resistance of the galvanometer was approximately 300 ohms. It worked exceedingly well, having so slow a period as to be independent of the vibrations on board ship.

The Recorder.—The records were made by a pen on a chart paper and gave by this means a continuous trace of water temperature. The instrument is the same as a Callendar temperature recorder. Figure 25 shows a diagram of the parts and connections of the recorder.

The impulses of the galvanometer G are imparted to the contact wheel W of the clock C , and sent to either one of the magnets m or m_1 . Each magnet when

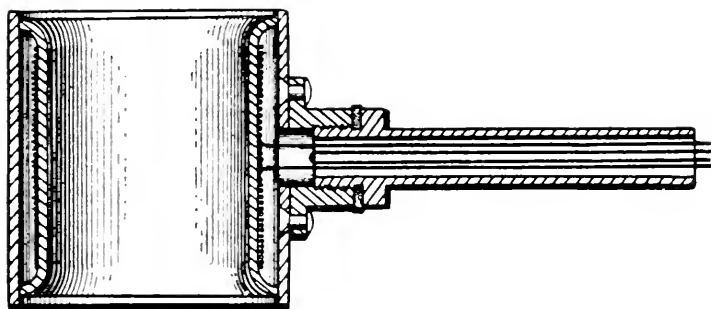


Fig. 24. Bulb of microthermometer.

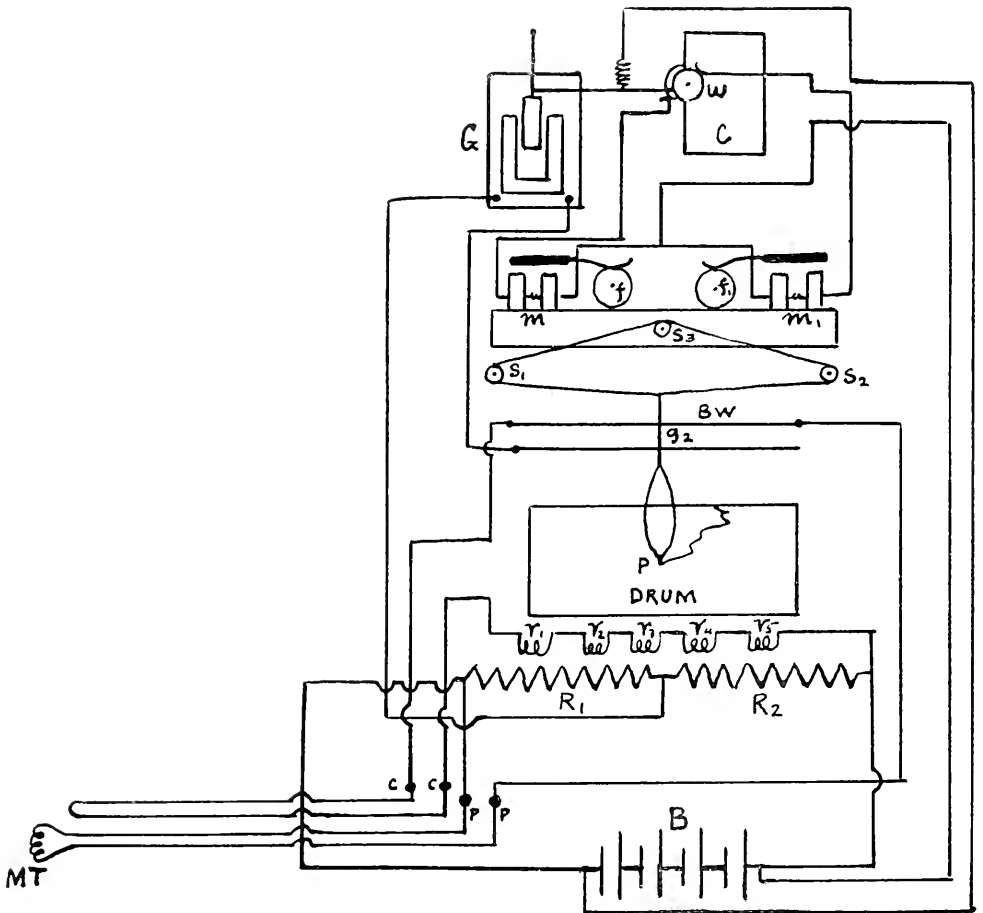


Fig. 25. Diagram of connections for the microthermometer with the Callendar recorder connections.

SESSIONAL PAPER No. 21c

excited pulls down the armature and lifts the friction brake from either of the wheels f and f_1 . This sets in motion a clock-work mechanism and differential gear which turns the spindle S_3 . From S_3 a chord passes over S_1 and S_2 and holds the pen P on the drum. The rotation of S_3 either clockwise or counter clockwise moves the pen P to the right or to the left. The pen P is an extension of the contact G_2 (see fig. 23) on the resistance wire BW .

The operation of the recorder is as follows: A change in the resistance of the bulb deflects the galvanometer relay G to the right or left. In either case, one or the other of the magnets m and m_1 is excited, and the spindle S_3 rotated by the differential gear in such a way as to move the contact G_2 on the resistance wire BW . By this means the galvanometer contact is moved automatically to the position of no current through the galvanometer circuit, and thereby the bridge balance is restored. A change of temperature in the bulb causes by this means a change of position of the pen on the drum and gives a permanent record of temperature changes.

Battery Current.—The exciting current was supplied from a battery of five dry cells (Columbia 18 ampere hour capacity). The relay circuit was supplied by a battery of three dry cells. On account of the high resistance of the circuits these cells lasted over a long period for a continuous run.

Connections for the Instrument.

The bulb may be connected directly as shown, in which case the resistance is compensated by a known resistance box, V_1 , V_2 , V_3 , & v , or the bulb may be connected differentially with a second bulb equal to it in resistance. (That is the second bulb takes the place of the resistance box).

In the first case the reading of the resistance box together with the bridgewire resistance gives a measure of the temperature. In the second case the difference in temperature only can be read. Such might prove useful in getting the difference in temperature between the bow and stern of a ship for navigating purposes.

APPENDIX II.

Salinity of the Arctic Current.

Since preparing this report, I have obtained measurements of the salinity of the sea through the Arctic current by the route through the strait of Belle Isle. This was made possible through the kind assistance of the Canadian Pacific Railway Atlantic Steamship Co. In October, 1912, the microthermometer was installed on the *Empress of Britain*, and microthermograms obtained on the eastward and westward passage through the strait. Samples of seawater were collected every hour through the ice track, commencing about 40 miles east of Belle Isle. On the return journey duplicate samples were taken off the mouth of the strait. These samples were carefully bottled and brought back to the laboratory when the salinity was determined by the electrical conductivity method. In every way the treatment was the same as for the samples already described in this report, except the conductivity was determined at a uniform temperature of 25° instead of 26° C. To compare the results a correction of 2 per cent must be added to the present series, since the conductivity at 25° is 2 per cent less than for the same sample at 26° C.

Table of Conductivity (Temp. 25° C).

In the strait.	·04806
Nearly abeam Belle Isle, East end.	·04865
40 miles east of Belle Isle.	·04986
70 miles " "	·05047
100 miles " "	·05214
200 miles " "	·05235
260 miles " "	·05257
462 miles " "	·05257

These results which are taken at random from the whole series show a gradual rise of salinity from Belle Isle through the Arctic current. The numbers all show a gradual rise and are remarkably consistent. This result is interesting in showing the effect of the Arctic current in diminishing the salinity near the mouth of the strait. My determination of the conductivity for the water of Hudson bay, which agrees so well with the water in the strait of Belle Isle shows how directly the waters from the north influence our easterly coast. Less than 200 miles east of Belle Isle we leave the influence of the Arctic waters, and pass rapidly into the waters of the Gulf stream.

Dissolved Air in Icebergs.

I had occasion to examine in some detail ice from an iceberg, and I was surprised to find what a large quantity of air is given off when it melts. The effervescence from the ice is quite apparent when floating in water. One iceberg was passed which was hissing like a pot of boiling water, and small pieces of ice were being cast off from it. I have thought since this observation that possibly the sudden disintegration of icebergs may be hastened by the pressure of the pent up air inside.

In the formation of the iceberg by great pressure from the Greenland glaciers, the air pressed down by the masses of accumulating snow is dissolved in the ice. The enormous pressure would increase the dissolving power of the ice. When the iceberg melts this air tends to come out, and forms innumerable bubbles which give the iceberg surface the white appearance.

SESSIONAL PAPER No. 21c




Fig. 26. Microthermometer used in the tests. A represents the bulb, B the recorder, C the special relay and D the testing vessel for calibration.



FORTY-FIFTH ANNUAL REPORT

OF THE

DEPARTMENT OF MARINE AND FISHERIES

1911-12

FISHERIES


PRINTED BY ORDER OF PARLIAMENT



O T T A W A

PRINTED BY C. H. PARMELEE, PRINTER TO THE KING'S MOST
EXCELLENT MAJESTY

1 9 1 2



*To Field Marshal, His Royal Highness Prince Arthur William Patrick Albert,
Duke of Connaught and of Strathearn, K.G., K.T., K.P., &c., &c., &c., Governor
General and Commander-in-Chief of the Dominion of Canada.*

MAY IT PLEASE YOUR ROYAL HIGHNESS:

I have the honour to submit herewith, for the information of Your Royal Highness and the legislature of Canada, the forty-fifth Annual Report of the Department of Marine and Fisheries, Fisheries Branch.

I have the honour to be,

Your Royal Highness's most obedient servant,

J. D. HAZEN,

Minister of Marine and Fisheries.


DEPARTMENT OF MARINE AND FISHERIES,
OTTAWA, NOVEMBER, 1912.

ERRATUM.

In Appendix No. 4 of this report, on page 203, "Sardines.cwts." should be "Sardines.brls."

TABLE OF CONTENTS

	PAGE.
Deputy Minister's Report.	xiii.
<i>Subjects Treated Therein.</i>	
Pelagic Sealing Question.	xiii.
Marine Biological Work.	xx.
International Fisheries Commission.	xxi.
International Fisheries Congress, 1911.	xxi.
General Statement <i>re</i> Fisheries.	xxii.
Résumé of Fisheries of each Province.	xxxii.
Fisheries Expenditure and Revenue, Fishing Bounty, etc., etc., etc.	liii.
<i>Appendices.</i>	
Expenditure and Revenue.	1
Fishing Bounty.	8
Fishery Officers' Reports and Statistics.	39
Imports and Exports of Fish.	319
Prosecutions for Violation of the Fisheries Act.	324
The Fisheries Patrol Service.	326
United States Fishing Vessel Entries.	332
Oyster Culture.	343
Canadian Fisheries Museum.	348
Fish Breeding.	351
The Outside Fisheries Staff.	369
Photographs of Fishing Scenes.	



ALPHABETICAL INDEX

TO THE

FISHERIES REPORT

1911-12

A

	PAGE.
Alberta. Résumé of fisheries of	xxxix.
Reports of guardians	282
Statistics of fisheries	284
Albert county, N.B., Returns of vessels, boats, &c.	181
fish	186
Annapolis county, N.S., Returns of vessels, boats, &c.	128
fish	150
Antigonish county, N.S., Returns of vessels, boats, &c.	74
fish	94
Areas, Extent of fisheries and coast line	xxiii.

B

Bernard, C. A., Inspector, Quebec, Report	231
Biological marine work, Reference to	xx.
Bonaventure county, P.Q., Returns of vessels, boats, &c.	236 & 238
fish	240
Bounties, Fishing, Regulations	8
Statement of claims received and paid, 1911	11
General statistics	14
Statement of claims received and paid since 1882	15
Names of all vessels receiving bounties, 1911	20
British Columbia, Résumé of fisheries of	xl.
Reports of inspectors	291
Statistics of fisheries, Southern district	301
" " Northern district	303
" " Vancouver island	308
Recapitulation of yield and value of fish	316
Recapitulation of fishing material	317

C

	PAGE.
Calder, J. F., Inspector, N.B., Report.	163
Cape Breton county, N.S., Returns of vessels, boats, &c.	48
fish.	58
Chapman, R. A., Inspector, N.B., Report.	167
Charlotte county, N.B., Returns of vessels, boats, &c.	171
fish.	174
Capital invested, Summary of.	xlvi.
Colchester county, N.S., Returns of vessels, boats, &c.	72
fish.	90
Culture of fish (<i>See</i> 'F').	
Westmorland county, N.B., Returns of vessels, boats, &c.	180
fish.	86

D

Deputy Minister's report.	xiii.
Digby county, Returns of vessels, boats, &c.	126
fish.	146

E

Expenditure, on Fishery services.	1
Salaries and disbursements of fishery officers.	2
Fish breeding.	3
Fisheries patrol service.	4
Comparative statement.	6
Exports of fish.	320

F

Fish breeding, Report by J. A. Rodd.	361
Expenditure.	3
Fishing bounties (<i>See</i> letter 'B').	
Fishery officers (outside staff).	369
Fisheries patrol service, Reports on.	328
Foster, T. J., Inspector, Ontario, Report.	261

G

Gaspé county, Que., Returns of vessels, boats, &c.	236 & 238
fish.	242
General statement <i>re</i> fisheries.	xxii.
Gloucester county, N.B., Returns of vessels, boats, &c.	180
fish.	184
Guysboro county, N.S., Returns of vessels, boats, &c.	76
fish.	98

	PAGE.
H	
Halifax county, N.S., Returns of vessels, boats, &c.	50
fish.	106
Halkett, Andrew, Curator of the Ottawa museum, Report.	348
Hants county, N.S., Returns of vessels, boats, &c.	84
fish.	114
Harrison, H. E., Inspector, N.B., Report.	168
Hockin, Robert, Inspector, N.S., Report.	40
Howell, J. A., Inspector, Manitoba, Report.	269
Hurst, J. S., Inspector, Ontario, Report.	263
I	
Inspectors of Fisheries. Names and districts.	369
Reports from (<i>See each Province</i>).	
Inverness county, N.S., Returns of vessels, boats, &c.	52
fish.	66
Imports of fish.	319
J	
Johnston, A., Deputy Minister, Report.	xiii.
K	
Kemp, E., Report on oyster culture.	343
Kent county, N.B., Returns of vessels, boats, &c.	180
fish.	184
Kings county, N.S., Returns of vessels, boats, &c.	128
fish.	154
Kings county, P.E.I., Returns of vessels, boats, &c.	208
fish.	214
L	
Lunenburg county, Returns of vessels, boats, &c.	118
fish.	130
M	
McKay, H. T., Inspector, Yukon, Report.	287
Magdalen Islands fisheries.	242
Manitoba, Résumé of fisheries of.	xxxiv.
Report of inspector.	269
Statistics of fisheries.	271
Marine biological stations, Reference to.	xx.
Matheson, J. A., Inspector, P.E.I., Report.	205
Miller, E. W., Inspector, Saskatchewan, Report.	274
Morrison, J. G., Inspector, N.S., Report.	39
Monthly statistics, Reference to.	xxii.

	PAGE.
N	
Natural history report, by Andrew Halkett.	348
New Brunswick, Résumé of fisheries of.	xxxiii.
Reports of inspectors.	163
Statistics of fisheries.	171
Inland counties. Returns for.	194
Recapitulation of yield and value of fish.	202
Recapitulation of fishing material.	204
List of vessels receiving bounties.	32
Northumberland county, N.B., Returns of vessels, boats, &c.	180
fish.	184
Nova Scotia, Résumé of fisheries of.	xxxii.
Reports of inspectors.	39
Statistics of fisheries.	46
Recapitulation of yield and value of fish.	160
Recapitulation of fishing material.	162
List of vessels receiving bounties.	20
O	
Ontario, Résumé of fisheries of.	xxxvii.
Reports of inspectors.	261
Statistics of fisheries.	263
Oyster culture report, by Ernest Kemp, Oyster Expert.	343
P	
Pelagic sealing question.	xiii.
Persons employed, Summary of.	xlvi.
Pictou county, N.S., Returns of vessels, boats, &c.	74
fish.	92
Prince county, P.E.I., Returns of vessels, boats, &c.	212
fish.	222
Prince Edward Island, Résumé of fisheries of.	xxxv.
Report of inspector.	205
Statistics of fisheries.	208
Recapitulation of yield and value of fish.	224
Recapitulation of fishing material.	225
List of vessels receiving bounties.	37
Prosecutions for violation of the Fisheries Act.	324
Q	
Quebec, Résumé of fisheries of.	xxxvi.
Reports of inspectors.	226
Statistics of fisheries for Gulf division.	236
Statistics of fisheries for Inland division.	250

SESSIONAL PAPER No. 22

	PAGE.
Recapitulation of yield and value of fish.	258
Recapitulation of fishing material.	260
List of vessels receiving bounties.	38
Queens County, N.S., Returns of vessels, boats, &c.	120
fish.	136
Queens County, P.E.I., Returns of vessels, boats, &c.	210
fish.	218

R

Recapitulation of yield and value of fish for whole of Canada.	xxviii.
Recapitulation of fishing material for whole of Canada.xlvi & .xlviii.
Reports of inspectors (<i>See</i> under each province).	
Restigouche county, N.B., Returns of vessels, boats, &c.	180
fish.	184
Résumé of fisheries of each province.	xxxii.
Revenue, Statement of.	5
Comparative statement of.	6
Richmond county, N.S., Returns of vessels, boats, &c.	40
fish.	54
Riendeau, Joseph, Inspector, Que., Report.	232
Rimouski county, Que., Returns of vessels, boats, &c.	237
fish.	246

S

Saguenay county, Que., Returns of vessels, boats, &c.	236
fish.	244
St. John county, N.B., Returns of vessels, boats, &c.	171
fish.	174
Statistical changes.	xxii.
Saskatchewan, Résumé of fisheries of.	xxxviii.
Report of inspector.	274
Statistics of fisheries.	279
Shelburne county, Returns of vessels, boats, &c.	122
fish.	138
Sheppard, O. B., Inspector, Ont., Report.	262
Staff, outsiders officers.	369
Statement, Recapitulating the value of fish since 1870.	xlix.
fishing gear, &c.	li.
number of fishermen, &c.	lii.
Statistics of fisheries (<i>See</i> each Province).	

T

Taylor, E. G., Inspector, B.C., Report.	310
---	-----

U

United States fishing vessel entries, Atlantic ports.	332
Pacific ports.	340
United States fishing vessels holding modus vivendi licenses.	341

V

Value of fisheries (<i>See</i> also each Province).	xxv.
Victoria county, N.S., Returns of vessels, boats, &c.	50
fish.	62

W

Wakeham. Wm., M.D., Inspector, Que., Report.	226
Cumberland county, N.S., Returns of vessels, boats, &c.	72
fish.	184
Williams. J. T., Inspector, B.C., Report.	296

Y

Yarmouth county, N.S., Returns of vessels, boats, &c.	124
fish.	142
Yukon Territory, <i>Résumé</i> of fisheries.	xxxix.
Report of inspector.	287
Statistics of fisheries.	288

DEPUTY MINISTER'S REPORT

To the Honourable

J. D. HAZEN,

Minister of Marine and Fisheries.

SIR,—I have the honour to submit the forty-fifth annual report of the Fisheries Branch of this Department, which is for the fiscal year ended March 31, 1912.

To it are appended nineteen reports, a list of the names of the outside Fisheries staff, and a number of photographs of Canadian fishing scenes, in the following order:—

- No. 1. Fisheries Expenditure and Revenue.
2. Fishing Bounty.
3. Nova Scotia Fisheries.
4. New Brunswick Fisheries.
5. Prince Edward Island Fisheries.
6. Quebec Fisheries.
7. Ontario Fisheries.
8. Manitoba Fisheries.
9. Saskatchewan Fisheries.
10. Alberta Fisheries.
11. Yukon Fisheries.
12. British Columbia Fisheries.
13. Imports and Exports of Fish.
14. Prosecutions for Violation of the Fisheries Act.
15. The Fisheries Patrol Service.
16. United States Fishing Vessel Entries, &c.
17. Oyster Culture.
18. Canadian Fisheries Museum.
19. Fish Breeding.
20. The Outside Fisheries Staff.
21. Photographs.

PELAGIC SEALING QUESTION.

NORTH PACIFIC OCEAN AND BEHRING SEA.

On page XV of the Report for 1910-11 the then standing of this question was explained.

It will be remembered that Article VI of the treaty of February 7, 1911, stipulated that the provisions of that treaty would not go into effect until an agreement had been

concluded with, and ratified by, the governments of Great Britain, the United States, Russia and Japan, looking to the cessation of pelagic sealing in the waters covered by the treaty, for a term of fifteen years.

With a view to concluding such an agreement, it was arranged to hold a conference at Washington, to be attended by two delegates from each of the countries above named.

The Right Honourable James Bryce, O.M., His Majesty's Ambassador at Washington, was appointed first, and Joseph Pope, C.V.O. &c., Under Secretary of State for External Affairs, at Ottawa, second British delegate. The first conference was held on May 11, and almost two months later, on July 7, the following convention was agreed to:—

CONVENTION

BETWEEN GREAT BRITAIN, THE UNITED STATES OF AMERICA, JAPAN AND RUSSIA, FOR THE ADOPTION OF MEANS LOOKING TO THE PRESERVATION AND PROTECTION OF THE FUR SEAL. SIGNED AT WASHINGTON, ON JULY 7, 1911.

The United States of America, His Majesty the King of the United Kingdom of Great Britain and Ireland, and of the British Dominions beyond the Seas, Emperor of India, His Majesty the Emperor of Japan, and His Majesty the Emperor of all the Russias, being desirous of adopting effective means for the preservation and protection of the fur seals which frequent the waters of the North Pacific Ocean, have resolved to conclude a Convention for the purpose, and to that end have named as their Plenipotentiaries:

The President of the United States of America, the Honourable Charles Nagel, Secretary of Commerce and Labour of the United States, and the Honourable Chandler P. Anderson, Counsellor of the Department of State of the United States;

His Britannic Majesty, the Right Honourable James Bryce, of the Order of Merit, his Ambassador Extraordinary and Plenipotentiary at Washington, and Joseph Pope, Esquire, Commander of the Royal Victorian Order and Companion of the Order of St. Michael and St. George, Under Secretary of State of Canada for External Affairs;

His Majesty the Emperor of Japan, Baron Yasuya Uchida, Jusammi, Grand Cordon of the Imperial Order of the Rising Sun, his Ambassador Extraordinary and Plenipotentiary at Washington; and the Honourable Hitoshi Dauké, Shoshii, Third Class of the Imperial Order of the Rising Sun, Director of the Bureau of Fisheries, Department of Agriculture and Commerce;

His Majesty the Emperor of all the Russias, the Honourable Pierre Botkine, Chamberlain of His Majesty's Court, Envoy Extraordinary and Minister Plenipotentiary to Morocco, and Baron Boris Nolde, of the Foreign Office;

Who, after having communicated to one another their respective full powers, which were found to be in due and proper form, have agreed upon the following articles:

SESSIONAL PAPER No. 22

ARTICLE I.

The High Contracting Parties mutually and reciprocally agree that their citizens and subjects respectively, and all persons subject to their laws and treaties, and their vessels, shall be prohibited, while this Convention remains in force, from engaging in pelagic sealing in the waters of the North Pacific Ocean, north of the thirtieth parallel of north latitude and including the Seas of Behring, Kamchatka, Okhotsk and Japan, and that every such person and vessel offending against such prohibition may be seized, except within the territorial jurisdiction of one of the other Powers, and detained by the naval or other duly commissioned officers of any of the Parties to this Convention, to be delivered as soon as practicable to an authorized official of their own nation at the nearest point to the place of seizure, or elsewhere as may be mutually agreed upon; and that the authorities of the nation to which such person or vessel belongs alone shall have jurisdiction to try the offence and impose the penalties for the same; and that the witnesses and proofs necessary to establish the offence, so far as they are under the control of any of the Parties to this Convention, shall also be furnished with all reasonable promptitude to the proper authorities having jurisdiction to try the offence.

ARTICLE II.

Each of the High Contracting Parties further agrees that no person or vessel shall be permitted to use any of its ports or harbours or any part of its territory for any purposes whatsoever connected with the operations of pelagic sealing in the waters within the protected area mentioned in Article I.

ARTICLE III.

Each of the High Contracting Parties further agrees that no sealskins taken in the waters of the North Pacific Ocean within the protected area mentioned in Article I, and no sealskins identified as the species known as *Callorhinus alascanus*, *Callorhinus ursinus*, and *Callorhinus kurilensis*, and belonging to the American, Russian or Japanese herds, except such as are taken under the authority of the respective Powers to which the breeding grounds of such herds belong and have been officially marked and certified as having been so taken, shall be permitted to be imported or brought into the territory of any of the Parties to this Convention.

ARTICLE IV.

It is further agreed that the provisions of this Convention shall not apply to Indians, Ainos, Aleuts, or other aborigines dwelling on the coast of the waters mentioned in Article I, who carry on pelagic sealing in canoes not transported by or used in connection with other vessels, and propelled entirely by oars, paddles, or sails, and manned by not more than five persons each, in the way hitherto practised and without the use of firearms; provided that such aborigines are not in the employment of other persons, or under contract to deliver the skins to any person.

ARTICLE V.

Each of the High Contracting Parties agrees that it will not permit its citizens or subjects or their vessels to kill, capture or pursue beyond the distance of three miles from the shore line of its territories sea otters in any part of the waters mentioned in Article I of this Convention.

ARTICLE VI.

Each of the High Contracting Parties agrees to enact and enforce such legislation as may be necessary to make effective the foregoing provisions with appropriate penalties for violations thereof.

ARTICLE VII.

It is agreed on the part of the United States, Japan, and Russia that each respectively will maintain a guard or patrol in the waters frequented by the seal herd in the protection of which it is especially interested, so far as may be necessary for the enforcement of the foregoing provisions.

ARTICLE VIII.

All of the High Contracting Parties agree to co-operate with each other in taking such measures as may be appropriate and available for the purpose of preventing pelagic sealing in the prohibited area mentioned in Article I.

ARTICLE IX.

The term pelagic sealing is hereby defined for the purposes of this Convention as meaning the killing, capturing or pursuing in any manner whatsoever of fur seals at sea.

ARTICLE X.

The United States agrees that of the total number of sealskins taken annually under the authority of the United States upon the Pribilof islands or any other islands or shores of the waters mentioned in Article I subject to the jurisdiction of the United States to which any seal herds hereafter resort, there shall be delivered at the Pribilof islands at the end of each season fifteen per cent (15 per cent) gross in number and value thereof to an authorized agent of the Canadian Government and fifteen per cent (15 per cent) gross in number and value thereof to an authorized agent of the Japanese Government; provided, however, that nothing herein contained shall restrict the right of the United States at any time and from time to time to suspend altogether the taking of sealskins on such islands or shores subject to its jurisdiction, and to impose such restrictions and regulations upon the total number of skins to be taken in any season and the manner and times and places of taking them as may seem necessary to protect and preserve the seal herd or to increase its number.

ARTICLE XI.

The United States further agrees to pay the sum of two hundred thousand dollars (\$200,000) to Great Britain and the sum of two hundred thousand dollars (\$200,000) to Japan when this Convention goes into effect, as an advance payment in each case in lieu of such number of fur-seal skins to which Great Britain and Japan respectively would be entitled under the provisions of this Convention as would be equivalent in each case to two hundred thousand dollars (\$200,000) reckoned at their market value at London at the date of their delivery before dressing and curing and less cost of transportation from the Pribilof islands, such market value in case of dispute to be determined by an umpire to be agreed upon by the United States and Great Britain, or by the United States and Japan, as the case may be, which skins shall be retained by the United States in satisfaction of such payments.

The United States further agrees that the British and Japanese share respectively of the sealskins taken from the American herd under the terms of this Convention shall be not less than one thousand (1,000) each in any year even if such number is more than fifteen per cent (15 per cent) of the number to which the authorized killing is restricted in such year, unless the killing of seals in such year or years shall have been absolutely prohibited by the United States for all purposes except to supply food, clothing, and boat skins for the natives on the islands, in which case the United States agrees to pay to Great Britain and to Japan each the sum of ten thousand dollars (\$10,000) annually in lieu of any share of skins during the years when no killing is allowed; and Great Britain agrees, and Japan agrees, that after deducting the skins of their respective shares, which are to be retained by the United States as above provided to reimburse itself for the advance payment aforesaid, the United States shall be entitled to reimburse itself for any annual payments made as herein required, by retaining an additional number of seal-skins from the British and Japanese shares respectively over and above the specified minimum allowance of one thousand (1,000) skins in any subsequent year or years when killing is again resumed, until the whole number of skins retained shall equal, reckoned at their market value determined as above provided for, the entire amount so paid, with interest at the rate of four per cent (4 per cent) per annum.

If, however, the total number of seals frequenting the United States islands in any year falls below one hundred thousand (100,000), enumerated by official count, then all killing, excepting the inconsiderable supply necessary for the support of the natives as above noted, may be suspended without allowance of skins or payment of money equivalent until the number of such seals again exceeds one hundred thousand (100,000), enumerated in like manner.

ARTICLE XII.

It is agreed on the part of Russia that of the total number of sealskins taken annually upon the Commander islands, or any other island or shores of the waters defined in Article I subject to the jurisdiction of Russia to which any seal herds hereafter resort, there shall be delivered at the Commander islands at the end of

each season fifteen per cent (15 per cent) gross in number and value thereof to an authorized agent of the Canadian Government, and fifteen per cent (15 per cent) gross in number and value thereof to an authorized agent of the Japanese Government; provided, however, that nothing herein contained shall restrict the right of Russia at any time and from time to time during the first five years of the term of this Convention to suspend altogether the taking of sealskins on such islands or shores subject to its jurisdiction, and to impose during the term of this Convention such restrictions and regulations upon the total number of skins to be taken in any season, and the manner and times and places of taking them as may seem necessary to preserve and protect the Russian seal herd, or to increase its number; but it is agreed, nevertheless, on the part of Russia that during the last ten years of the term of this Convention not less than five per cent (5 per cent) of the total number of seals on the Russian rookeries and hauling grounds will be killed annually, provided that said five per cent (5 per cent) does not exceed eighty-five per cent (85 per cent) of the three-year-old male seals hauling in such year.

If, however, the total number of seals frequenting the Russian islands in any year falls below eighteen thousand (18,000) enumerated by official count, then the allowance of skins mentioned above and all killing of seals except such as may be necessary for the support of the natives on the islands may be suspended until the number of such seals again exceeds eighteen thousand (18,000) enumerated in like manner.

ARTICLE XIII.

It is agreed on the part of Japan that of the total number of sealskins taken annually upon Robben island, or any other islands or shores of the waters defined in Article I subject to the jurisdiction of Japan to which any seal herds hereafter resort, there shall be delivered at Robben island at the end of each season ten per cent (10 per cent) gross in number and value thereof to an authorized agent of the United States Government, ten per cent (10 per cent) gross in number and value thereof to an authorized agent of the Canadian Government, and ten per cent (10 per cent) gross in number and value thereof to an authorized agent of the Russian Government; provided, however, that nothing herein contained shall restrict the right of Japan at any time and from time to time during the first five years of the term of this Convention to suspend altogether the taking of sealskins on such islands or shores subject to its jurisdiction, and to impose during the term of this Convention such restrictions and regulations upon the total number of skins to be taken in any season, and the manner and times and places of taking them as may seem necessary to preserve and protect the Japanese herd, or to increase its number; but it is agreed, nevertheless, on the part of Japan that during the last ten years of the term of this Convention not less than five per cent (5 per cent) of the total number of seals on the Japanese rookeries and hauling grounds will be killed annually, provided that said five per cent (5 per cent) does not exceed eighty-five per cent (85 per cent) of the three-year-old male seals hauling in such year.

If, however, the total number of seals frequenting the Japanese islands in any year falls below six thousand five hundred (6,500) enumerated by official count, then

SESSIONAL PAPER No. 22

the allowance of skins mentioned above and all killing of seals except such as may be necessary for the support of the natives on the islands may be suspended until the number of such seals again exceeds six thousand five hundred (6,500) enumerated in like manner.

ARTICLE XIV.

It is agreed on the part of Great Britain that in case any seal herd hereafter resorts to any islands or shores of the waters defined in Article I subject to the jurisdiction of Great Britain, there shall be delivered at the end of each season during the term of this Convention ten per cent (10 per cent) gross in number and value of the total number of sealskins annually taken from such herd to an authorized agent of the United States Government, ten per cent (10 per cent) gross in number and value of the total number of sealskins annually taken from such herd to an authorized agent of the Japanese Government, and ten per cent (10 per cent) gross in number and value of the total number of sealskins annually taken from such herd to an authorized agent of the Russian Government.

ARTICLE XV.

It is further agreed between the United States and Great Britain that the provisions of this Convention shall supersede, in so far as they are inconsistent therewith or in duplication thereof, the provisions of the treaty relating to the fur seals, entered into between the United States and Great Britain on the 7th day of February, 1911.

ARTICLE XVI.

This Convention shall go into effect upon the 15th day of December, 1911, and shall continue in force for a period of fifteen (15) years from that date, and thereafter until terminated by twelve (12) months' written notice given by one or more of the Parties to all of the others, which notice may be given at the expiration of fourteen years or at any time afterwards, and it is agreed that at any time prior to the termination of this Convention, upon the request of any one of the High Contracting Parties, a conference shall be held forthwith between representatives of all the Parties hereto, to consider and if possible agree upon a further extension of this Convention with such additions and modifications, if any, as may be found desirable.

ARTICLE XVII.

This Convention shall be ratified by the President of the United States, by and with the advice and consent of the Senate thereof, by His Britannic Majesty, by His Majesty the Emperor of Japan, and by His Majesty the Emperor of all the Russias; and ratifications shall be exchanged at Washington as soon as practicable.

In faith whereof, the respective Plenipotentiaries have signed this Convention in quadruplicate and have hereunto affixed their seals.

Done at Washington the seventh day of July, in the year one thousand nine hundred and eleven.

CHARLES NAGEL,	[L.S.]
CHANDLER P. ANDERSON,	[L.S.]
JAMES BRYCE,	[L.S.]
JOSEPH POPE,	[L.S.]
Y. UCHIDA,	[L.S.]
H. DAUKE,	[L.S.]
P. BOTKINE,	[L.S.]
NOLDE,	[L.S.]

Ratifications of the treaty were deposited with the United States government on December 12, 1911; and the four Powers will doubtless provide the necessary legislation to make the provisions of the treaty effective.

By this treaty an eminently satisfactory settlement has been effected of what for many years has been a difficult and vexed question. The killing of seals, except such as may be carried on by the natives, under Article IV of the treaty, will, for the next fifteen years, be limited to operations on land. Seals are polygamous, therefore a certain number of males can be killed each year, not only without detriment, but with advantage to the growth of the herd. Males and females are born in about equal numbers, and if a large number of the young males are not killed off yearly, the rookeries will, in the course of a few years, become overcrowded with bulls, whose continual fighting for harems during the breeding season results in many of the pups being trampled to death as well as in the killing and injuring of cows, and in the lessening of the verility of the bulls themselves. On land a selection of the seals for killing can be made; thus the females and a sufficient number of males can be left each season; and so an ever-increasing number of young males may be killed annually, while the herd will itself go on increasing rapidly. It is, therefore, anticipated that Canada, during the term of the treaty, will receive a very considerable revenue from its share of seals killed on the various rookeries, without any expense of moment to it.

BIOLOGICAL STATIONS.

The programme of scientific and fishery investigations arranged for the season 1911-12 at the three Biological stations at St. Andrews, N.B., Departure bay, B.C., and Georgian bay, Ont., was carried out successfully. At each station there was a staff of qualified workers, the researches at St. Andrews being conducted under the superintendence of Professor A. B. McAllum, F.R.S., University of Toronto, and of Professor Bailey, University of New Brunswick; while Dr. A. T. Huntsman (University of Toronto) was Curator; and students from McGill, Toronto, Queens (Kingston) and other universities occupied tables in the laboratories. Professors Ramsay Wright, A. P. Knight and Arthur Willey, F.R.S., also spent some time at work in the station. Trips to the fishing grounds, the examination of the food of fishes, the migrations of the lobster, and the effects of different forms of lobster traps, the nature of the fish life in Chamcook lakes, the spawning of the oyster, &c., occupied the attention of the staff; and interesting reports will be presented in due course.

SESSIONAL PAPER No. 22

At Departure bay, B.C., Dr. Stafford, McGill University, was instructed to act as scientific aid at the station, and assist the Curator, the Rev. George W. Taylor, F.R.S.C., who was in failing health. Able scientific workers from England, from Eastern Canada, and from the United States spent the summer months dredging over the rich grounds in the straits of Georgia. Amongst those so engaged were Miss Pixell of Bedford College, London, who had been sent out by Professor Marratt Tims, Cambridge, England; Mr. A. Potts, B.A., Cambridge University, England; and Professor J. P. McMurrich of Toronto. Researches upon the salmon, its environments, growth, the study of annelids, fish parasites, edible mollusca and crustacea, were carried on. At Go Home bay station, Georgian bay, Dr. Walker, Toronto University, assisted by seven zole student workers, continued lake fishery researches, and reports upon a number of important economic problems are nearly ready for publication. One lengthy report on 'The Fish Life of Georgian Bay,' by Professor B. Arthur Bensley, has been completed, and is ready for the printer.

A handsome volume of illustrated biological memoirs will be distributed at an early date, containing nearly twenty valuable reports with illustrative plates.

INTERNATIONAL FISHERIES COMMISSION.

The International Commission has made little progress during the past year; but the resignation of Professor Starr Jordan, the United States Commissioner, introduces a new phase of the Commission's work. The United States government has appointed as successor to Dr. Jordan an eminent legal authority, Honourable Job Hedges of New York. Mr. Hedges and Professor Prince, the Canadian International Fisheries Commissioner, have arranged for conferences in Ottawa and Washington, D.C., with a view to promoting conjoint action on the uniform fishery regulations submitted by the Commission.

INTERNATIONAL FISHERIES CONGRESS, 1911.

In May, 1911, the Triennial International Fisheries Congress, to which the principal countries of the world send delegates, officially accredited, was held in Rome. The government of Italy had erected a special congress hall in the gardens of Castello Angelo for the meetings of the congress. The Italian Ambassador at the Court of St. James' having through His Majesty's Principal Secretary of State for the Colonies, invited Canada to send a representative, Professor Prince, Dominion Commissioner of Fisheries, was chose as such. H.R.H., Prince Pietro di Lancia, was present, and Their Majesties, the King and Queen of Italy, attended the deliberations.

Professor Prince was presented to Their Majesties, and delivered an address to the congress on 'The Fisheries of Canada,' illustrated by stereopticon views. The address aroused great interest, and is being translated into Italian, and will be published by the government of Italy, with the other memoirs and reports laid before the congress.

GENERAL STATEMENT *RE* FISHERIES.

STATISTICAL CHANGES.

Attention is again directed to several changes in the manner of recording the results of the fisheries in the annual report.

As was explained last year, in order to have a clear distinction between the quantities actually landed from the vessels and boats, and the quantities marketed, and to avoid the duplication of figures, forms have been placed in the hands of fishery officers on one of which forms must be shown the amount of the catch brought directly to land from the fishing grounds, and the value of the various kinds as realized at the vessel's or boat's side; and on another the disposition of the catch and its value when marketed. The forms were put into use for the first time in obtaining the figures contained in the 1910-11 report.

It will thus be observed that in the body of the report each fishing district has one set of figures headed 'The Catch,' which is immediately followed by another set headed 'The Catch Marketed.'

Further, a clearer distinguishing line has been drawn between the statistics for the sea and those for the inland fisheries.

In recapitulating the quantity and value of all fish and fish products for the whole of Canada, a like distinction is made between the catch and its disposition, and between the sea and inland fisheries, while the aggregate quantity and value of each kind of fish marketed from both fisheries is also given.

It is further to be noted that where formerly the weight was given in pounds, it is now given in hundred-weights.

One of the results of these changes will be that in future it will be possible to make definite comparisons from year to year of the actual quantities of the various kinds of fish taken from our waters, instead of mere comparisons of the marketed values, as in the past; and so, with the exercise of the necessary care in supervising the collection of the figures, more accurate data should henceforth be available in dealing with any questions that may arise relative to the conservation of our fisheries resources.

PUBLICATION OF MONTHLY STATISTICS.

With a view to supplying at short intervals, chiefly to those engaged in the fish trade of Canada, information of a more reliable and useful kind than had heretofore been available concerning fish and the fishing industry, the department put in operation, on April 1, 1911, a system whereby figures showing the quantity and value of the various kinds of sea fish landed on all parts of the Atlantic and Pacific coasts are collected, compiled and published monthly.

Briefly, the system is as follows:—

The fishery overseers in each of the sea fishing counties and districts on both the Atlantic and Pacific seaboard, in the course of their ordinary rounds of their districts—special trips being made for the purpose when such are found necessary—gather from fishermen and fish merchants details as to the amount of the various kinds of fish landed in the respective districts in the course of the current month, as

SESSIONAL PAPER No. 22

well as information as to what disposition is to be made of the catch, i.e. the quantities intended for fresh consumption, for canning, for drying, for pickling, &c.

The information thus collected is tabulated by the overseers on a special form provided therefor, and despatched to Ottawa not later than the fifth day of each succeeding month, a copy being at the same time sent to the District Inspector, to enable him to follow and criticise the work of the overseers in his district.

In all, 106 separate tabulated reports reach the department monthly. The figures they contain are checked and put together to show the totals of each kind of fish for each county, for each province, and for the whole of Canada, all of which are published and distributed to fishermen, fish-merchants and others interested, in a pamphlet bearing the title 'Monthly Bulletin of Sea Fishery Statistics.'

There being no law compelling those engaged in the industry to furnish returns, apart from that which compels lobster packers to make sworn statements as to their pack, an appeal was made by the department to fish merchants on all parts of the coast for their active co-operation in the work by assisting and enabling fishery officers to secure the most accurate information possible: and it is very gratifying to be able to say that such assistance is being freely and cheerfully given. After a year's experience, the work is now going along smoothly and surely.

In addition to the information above mentioned, the bulletin contains official monthly statements of the landings of the chief fishery products in Boston and Gloucester, U.S.A.: of the landings of the chief kinds of fish in England and Wales, Scotland and Ireland; of the progress of the cod and mackerel fisheries of Norway; and of the shipments of dried cod from Newfoundland.

The advantage of the new system, so far as accuracy is concerned, is undeniable, for the reason that overseers, fishermen and fish-merchants, at the end of any month, can give a much more correct estimate of the amount of fish landed in their respective localities during the month, than they could ever do by reviewing, at the end of the season, the results of eight, nine, and sometimes twelve months' fishing, under the old system, which called for annual returns only.

The compilation of the monthly bulletin, together with that of the more detailed information for the annual report, means to the statistical staff an immense amount of constant work, which calls for the exercise of great care, but which is well repaid by the advantages, already apparent, of placing the department and the country in possession of more extensive and correct facts and figures concerning the fisheries.

With the inauguration of this system, the work of what was known as 'The Fisheries Intelligence Bureau,' with headquarters at Halifax, N.S., terminated.

EXTENT OF FISHERIES.

To say that Canada possesses the most extensive fisheries in the world is no exaggeration; moreover, it is safe to add that the waters in and around Canada contain the principal commercial food fishes in greater abundance than the waters of any other part of the world. The extraordinary fertility of what may be called our own waters is abundantly proved by the fact that, apart from salmon, all the lobsters, herring, mackerel and sardines, nearly all the haddock, and many of the cod, hake, and pollock landed in Canada are taken from within our territorial waters.

The coast line of the Atlantic provinces, from the bay of Fundy to the straits of Belle Isle, without taking into account the lesser bays and indentations, measures over 5,000 miles; and along this great stretch are to be found innumerable natural harbours and coves, in many of which valuable fish are taken in considerable quantities with little effort.

On the Pacific coast, the province of British Columbia, owing to its immense number of islands, bays and fiords, which form safe and easily accessible harbours, has a sea-washed shore of 7,000 miles.

Along this shore and within the limits of the territorial waters, there are fish and mammals in greater abundance, probably, than anywhere else in the whole world.

In addition to this immense salt-water fishing area, we have in our numerous lakes no less than 220,000 square miles of fresh water, abundantly stocked with many species of excellent food fishes. In this connection, it may be pointed out that the area of the distinctly Canadian waters of what are known as the Great lakes—Superior, Huron, Erie and Ontario—forms only one-fifth part of the total area of the larger fresh-water lakes of Canada.

The fisheries of the Atlantic coast may be divided into two distinct classes: the deep-sea, and the inshore or coastal fisheries.

The deep-sea fishery is pursued in vessels of from 40 to 100 tons, carrying crews of from 12 to 20 men. The fishing grounds worked on are the several banks, which lie from 20 to 90 miles off the Canadian coast. The style of fishing is that of 'trawling' by hook and line. The bait used is chiefly herring, squid and capelin; and the fish taken are principally cod, haddock, hake, pollock and halibut.

The inshore or coastal fishery is carried on in small boats with crews of from two to three men; also in a class of small vessels with crews of from four to seven men. The means of capture employed by boat fishermen are gill-nets, hooks and lines, both hand-line and trawl; and from the shore are operated trap-nets, haul-seines and weirs. The commercial food fishes taken inshore are the cod, hake, haddock, pollock, halibut, herring, mackerel, alewife, shad, smelt, flounder and sardine. The most extensive lobster fishery known is carried on along the whole of the eastern shore of Canada, whilst excellent oyster beds exist in many parts of the Gulf of St. Lawrence: notably on the north coast of Prince Edward Island, and in the Northumberland straits.

The salmon fishery is, of course, the predominant one on the Pacific coast; but a very extensive halibut fishery is carried on in the northern waters of British Columbia in large, well-equipped steamers and vessels. The method of capture is by trawl-lining, dories being used for setting and hauling the lines, as in the Atlantic deep-sea fishery. Herring are in very great abundance on the Pacific coast, and provide a plentiful supply of bait for the halibut fishery.

In the inland lake fisheries, the various means of capture in use are gill-nets, pound-nets, seines and hook-and-line to a great extent. The principal commercial fishes caught are whitefish, trout, pickerel, pike, sturgeon and fresh water herring—the latter in the Great lakes of Ontario only.

SESSIONAL PAPER No. 22

VALUE OF THE FISHERIES.

The total marketed value of all kinds of fish, fish products and marine animals taken by Canadian fishermen in both the sea and inland fisheries, during the year ended March 31, 1912, amounted to \$34,667,872.

Never before has the total value of the fisheries of Canada passed, or even reached, the thirty million dollar mark. The value for 1911 reached \$29,965,433, which, up to that time, was the highest ever recorded; thus the total for the year under review surpasses that high mark with an extraordinary advance of \$4,702,439.

To the total the sea fisheries contributed \$30,842,875, and the inland fisheries \$3,824,997.

These results were produced by 65,926 fishermen, who manned 1,648 vessels and tugs and 36,761 boats; together with 25,206 workers who were employed on shore in the various canneries, fish-houses, &c., preparing the fish for market. It will thus be seen that the number of people directly employed in this great industry is little short of 100,000.

Of the boats, no fewer than 5,580 used gasoline engines as a means of propulsion, there being 992 added to the motor boat fleet since the preceding year.

The following table shows the value produced from the fisheries of each province in its respective order of rank, with the increase or decrease as compared with the year 1910-11.

Provinces.	Value Produced.	Increase.	Decrease.
	\$	\$	\$
British Columbia.....	13,677,125	4,513,890
Nova Scotia.....	9,367,550	751,693
New Brunswick.....	4,886,157	752,013
Ontario.....	2,205,436	179,315
Quebec.....	1,868,136	175,661
Prince Edward Island.....	1,196,396	42,688
Manitoba.....	1,113,486	189,293
Saskatchewan.....	139,436	33,467
Yukon.....	111,825	6,540
Alberta.....	162,325	19,865
Totals.....	34,667,872	5,683,432	980,993
Net increase.....	4,702,439

It will be observed that the chief credit for the phenomenal increase is due to British Columbia.

Notwithstanding the fact that Nova Scotia's total shows a falling off from that of last year, it must be borne in mind that the total value of the fisheries of the province for the year under review is far ahead of that for any of the other past years.

The very substantial increase contributed by New Brunswick is due to the very successful sardine fishing season of 1911. It is highly pleasing to notice that the fisheries of Quebec and Prince Edward Island share in the general advance in value.

3 GEORGE V., A. 1913

The following table shows the catch of the chief kinds landed in the whole of Canada for 1911-12, with the amount of increase or decrease, compared with the landings for 1910-11.

		The Catch.	Increase.	Decrease.
Salmon.....	cwts.	1,136,732	168,751	
Lobsters.....	"	589,141	10,038	
Cod.....	"	2,097,260	1,049,637
Herring.....	"	2,251,278	123,957	
Halibut.....	"	245,609	9,828	
Haddock.....	"	530,221	73,502	
Sardines.....	brls.	404,383	223,895	
Whitefish.....	cwts.	131,515	3,792	
Trout.....	"	80,638	1,546	
Smelts.....	"	81,748	4,934
Mackerel.....	"	90,141	34,900	
Pickarel.....	"	79,610	1,304	
Pike.....	"	80,328	9,916
Hake and Cusk.....	"	273,755	7,724
Clams and Quahaugs.....	brls.	103,347	6,375	
Pollock.....	cwts.	250,881	20,068	
Oysters.....	brls.	31,746	2,019	
Alewives.....	cwts.	75,567	8,839
Sturgeon.....	"	9,145	1,219

As will be observed in the foregoing table, the cod fishery is the only one that shows a falling off of any importance; but, as is explained in the *Résumé* of the fisheries of each province, the figures showing an extraordinary catch of codfish in the returns from one of the counties of Nova Scotia for the preceding year were doubtful.

It has to be noted with satisfaction that the lobster fishery in each of the eastern provinces produced a greater pack than in the preceding year. This is claimed by some to be due to the increasing use of motor boats, by which means fishermen are enabled to fish more steadily and at greater distances from the shore.

Although the halibut catch for 1911-12 in the whole of Canada is only 9,828 cwts. greater than that for the preceding year, Nova Scotia alone produced an increase of 31,884 cwts. This, however, was offset by a falling off of 22,577 cwts. in the catch of British Columbia, the chief halibut producing province.

It is pleasing to note that the mackerel fishery has to a considerable degree recovered from what was practically a failure in the preceding year.

The following table shows the relative values of the chief commercial fishes returning \$100,000 and upwards, in their order of rank for the year under review, with the amount of increase or decrease when compared with the values for the year 1910-11.

SESSIONAL PAPER No. 22

	Value.	Increase.	Decrease.
	§	§	§
Salmon.....	10,333,070	3,127,199	
Lobsters.....	4,790,293	1,006,104	
Cod.....	4,291,760		1,719,488
Herring.....	2,545,491	266,649	
Halibut.....	2,278,824	1,026,985	
Haddock.....	1,316,418	97,659	
Sardines.....	1,241,526	702,299	
Whitefish.....	935,450		48,144
Trout.....	818,501		6,789
Smelts.....	780,520		16,546
Mackerel.....	662,280	263,698	
Pickrel.....	536,711	28,198	
Pike.....	366,486	35,757	
Hake and Cusk.....	363,891		144,463
Clams and Quahaugs.....	332,803		50,726
Pollock.....	328,694		77,321
Oysters.....	212,296	13,607	
Alewives.....	123,016		14,262
Sturgeon.....	113,424	29,523	

The greatly increased value of lobsters shown above is largely accounted for by a considerable rise in the price of the canned article.

In the table which follows, the total results of the sea and inland fisheries are given separately. In the first two columns are shown the catch of all kinds of sea fish, and its value as realized at the vessel's or boat's side; while in the third and fourth columns are shown the various modes in which the catch was marketed, and the market value of each. In the fifth and sixth columns are shown the quantity and value of all kinds of fresh-water fish caught and marketed. Such fish being practically all marketed by the fishermen in their fresh state, no distinction is made between the value of the catch as landed and its marketed value. In the outer columns are shown the total marketed quantities of the various kinds of both sea and fresh-water fish, and the market values of the same.

SESSIONAL PAPER No. 22

Fallock		250,881	245,608	10,702	13,298	10,702	13,298	79,904	315,376	328,604
" used fresh	"									
" dried	"									
Herring		2,137,343	1,761,456	89,496	159,937	469,657	203,431	629,501	629,501	
" smoked	"			130,154	418,396		130,154	418,396		
" pickled	brls.			151,998	657,750		151,998	657,750		
" used as bait	"			319,672	492,852		319,672	492,852		
" used as fertilizer	"			157,953	78,986		157,953	78,986		
" dry-salted	cwts.			267,933	267,433		267,933	267,433		
Mackerel		90,111	501,500	56,996	485,666		56,996	485,666		2,545,491
" used fresh	"			11,980	177,614		11,980	177,614		
" salted	brls.									663,280
Shad		7,863	50,410	5,388	50,610	938	6,812	6,326	57,452	
" used fresh	cwts.			877	13,452	60	960	937	14,115	
" salted	brls.									
Alwives		71,807	82,913	19,312	38,823	3,760	5,640	23,402	41,463	
" used fresh	"			19,581	78,533			19,581	78,533	
" salted	brls.									71,567
Sardines		401,383	808,360	91,311	470,436		91,311	470,436		123,016
" canned	cases			383,511	771,690		383,511	771,690		
" sold fresh and salted	brls.									
Tom-cod		20,817	29,585	20,817	40,401		20,817	20,817		1,211,526
Habit	cwts.			215,609	1,263,009		215,609	2,278,821		40,404
Flounders		10,099	19,013	10,099	27,065		10,099	27,065		2,278,821
Skate	"	478	1,431	478	3,824		478	3,824		27,065
Sole	"	2,152	8,660	2,152	21,520		2,152	21,520		3,824
Smelts	"	81,748	484,663	81,748	780,520		81,748	81,748		780,520
Codachons	"	15,910	78,830	15,910	84,140		15,910	15,910		84,140
Albacore	"	5,327	17,163	5,327	23,122		5,327	5,327		23,122
Swordfish	"	7,935	59,690	7,935	59,690		7,935	7,935		59,690
Trout	"	5,403	51,474	5,403	61,104		5,403	131,515		935,450
Whitefish	"							3,588		40,438
Pass	"	3,678	24,156	3,678	31,780		3,678	79,610		586,711
Pickel	"							80,328		306,486
Pike	"							3,932		113,424
Sturgeon	"	5,193	41,065	5,193	77,679		5,193	11,054		72,427
Gels	"	5,456	27,411	5,456	35,246		5,456	12,022		60,746
Perch	"							1,792		1,792
Maskinonge	"							9,236		33,179
Tullibee	"							197,406		624,686
Mixed fish	"	49,834	67,403	49,834	86,472		49,834	9,187		30,956
Squid	brls.							31,746		212,296
Oysters	"	31,746	169,591	31,746	212,296		31,746	31,746		

RECAPITULATION—Concluded.

Of the Quantities and Values of all Fish caught and landed in a Green State, and of the Quantities and Values of all Fish and Fish Products Marketed in a fresh, dried, pickled, canned, &c., state, for the **Whole of Canada**, during the year 1911-12—Concluded.

Kinds of Fish.	Sea Fisheries.				Inland Fisheries.		Both Fisheries.		Total Marketed Value.
	Caught and Landed.		Marketed.		Caught and Marketed.		Total Marketed.		
	Quantity.	Value.	Quantity.	Value.	Quantity.	Value.	Quantity.	Value.	
		\$		\$		\$		\$	
Clams and Quah-augs.....	103,347	172,047	77,859	216,295	77,859	216,295	77,859	216,295	332,803
" used fresh.....			25,498	116,508	25,498	116,508	25,498	116,508	59,733
" canned.....									18,048
Dulse, Crabs, Cockles and other shell fish.....	10,954	25,450	* 9,534	59,733	9,534	59,733	9,534	59,733	7,150
Tongues and Sounds.....			1,952	18,048	1,952	18,048	1,952	18,048	12,500
Caviare or Sturgeon roe.....					72	7,150	72	7,150	80,190
Salted salmon roe, Indian consumption.....			2,500	12,500			2,500	12,500	80,190
Fur seal skins.....	2,673	80,190	2,673	80,190			2,673	80,190	15,094
Hair seal skins.....	13,771	15,046	13,771	15,046			13,771	15,046	150
Beluga skins.....	30	150	30	150			30	150	7
Other skins.....	7	5,600	7	5,600			7	5,600	547,127
Fish oil.....			547,127	191,713	547,127	191,713	547,127	191,713	597,454
Whales.....	1,244	391,200							140,150
Whale oil.....			1,655,984	597,454	1,655,984	597,454	1,655,984	597,454	65,000
Whale guano.....			3,927	140,150	3,927	140,150	3,927	140,150	
Ambergris.....			172	65,000	172	65,000	172	65,000	
Totals.....		17,810,036		30,842,875		3,824,997		34,657,872	

*The dulse included is dried.

SESSIONAL PAPER No. 22

RESUME OF THE FISHERIES OF EACH PROVINCE.

NOVA SCOTIA.

The total marketed value of the fish and fish products of this province for the year under review amounted to \$9,367,550 as against a total of \$10,119,243 for the preceding year.

The value of lobsters was more than half a million dollars greater than that of the year before; but the value of cod on the other hand was less by over one and a half million dollars, due to a big shortage in Lunenburg county. There was a substantial increase in the value of halibut, amounting to \$270,471.

Compared with the preceding year, the catch, landed in its fresh state, of the chief kinds was as follows:—

	1911-12. cwts.	1910-11. cwts.
Salmon..	9,288	7,537
Cod..	1,349,372	2,268,932
Haddock..	506,358	419,210
Hake..	166,195	182,207
Pollock..	192,671	167,370
Herring..	375,352	370,260
Mackerel..	66,752	34,035
Halibut..	46,765	14,781

The pack of canned lobsters in the province during the 1911-1912 season was greater than that of the preceding season by 13,991 cases; the quantity shipped in the shell was also greater, by 4,788 cwts.

During the year under review the schooner *Hilda R.*, of Halifax, made a sealing trip to the southern ocean, and landed at Montevideo a catch of 2,500 skins valued at \$15,000.

Compared with the preceding year, there were 11 more vessels, 1,513 fewer sail boats, and 536 more gasoline boats used; while 181 fewer fishermen were employed in vessels and boats, but 1,719 more fish workers employed on shore.

The year's results in the various districts of the province were as follows:—

District No. 1.

The marketed value of the fisheries of this district, which comprises the whole island of Cape Breton, amounted to \$959,315, being an increase of \$44,513 over the value for the preceding year.

The lobster catch was somewhat greater; but the catch of cod, hake, and pollock was not quite so good as that of the year before. Scarcity of bait during the summer months is said to be the cause of the decreased catch of cod and such like fish. The marketed value of cod, however, was greater than that for the previous year by \$5,785.

The mackerel fishery of 1910-11 was characterized as a total failure; that of 1911-12 has also to be classed as such, the catch being slightly less than that of the preceding year.

Dogfish appeared early in the season and destroyed much gear.

The catches of the chief kinds in the district during the year were as follows:—

	1911-12. cwts.	1910-11. cwts.
Salmon.	2,696	1,982
Lobsters.	49,250	43,484
Cod.	146,440	169,599
Haddock.	95,708	82,443
Hake.	6,384	10,397
Pollock.	10,244	23,033
Herring.	33,621	39,449
Mackerel.	8,883	9,071

In the district there were 40 more men in vessels and tugs, and 134 fewer men in boats, while 36 more gasoline boats were used than in the year before.

District No. 2.

The fisheries of this district, which comprises the counties of Halifax, Guysboro, Antigonish, Pictou, Cumberland, Colchester and Hants, produced a total marketed value of \$2,942,456, being an increase of \$1,043,700 over the previous year's total, due chiefly to the higher prices of the principal food fish in the markets.

The pack of lobsters in the district during the season 1911-12 was larger than that of the preceding year by 1,691 cases; the quantity shipped in the shell was also greater, by 5,963 cwts., which increased the total value by \$224,508. In the counties of Halifax and Guysboro the pack of lobsters was about the same as that of the previous season; but a much greater quantity was shipped in the shell.

The catches of the chief kinds of fish landed in the district in 1911-12 and those landed during 1910-11 were as follows:—

	1911-12. cwts.	1910-11. cwts.
Salmon.	4,416	3,080
Cod.	181,439	145,799
Haddock.	192,774	106,611
Pollock.	38,073	26,966
Herring.	161,698	100,068
Mackerel.	48,970	20,036
Halibut.	17,794	5,749

The inspector thinks that the greater reported catch is due in part to the department's improved system of obtaining statistics, whereby fishery officers are required to make a monthly report of the catch instead of an annual one as in former years.

The salmon catch was the best in the past twenty years.

Compared with the preceding year there were 20 more vessels, 512 fewer sail boats and 163 more gasoline boats operating from this district.

District No. 3.

In this district, which comprises the counties of Lunenburg, Queens, Shelburne, Yarmouth, Digby, Annapolis and Kings, the total marketed value of the fisheries amounted to \$5,435,779 as against a total of \$7,275,685 for the year before, making a decrease of \$1,839,906.

The whole of this large decrease is practically accounted for by a shortage of 338,900 cwts. of dried cod in Lunenburg county; but it may be stated that the accuracy of the 1910-11 dried cod returns from Lunenburg county is greatly doubted.

In parts of the district the fishing season of 1911-12 was a successful one, with high prices ruling; indeed, one of the fishery officers of Digby county mentions that the year was the best Digby fishermen have had for a long time. The counties of Shelburne, Yarmouth and Digby show an increased lobster catch, which may be due to a more vigorous prosecution of the fishery, at greater distances from the shore, by a larger fleet of motor boats.

The catches of the chief kinds landed in the district during 1911-12 and those landed during 1910-11 were as follows:—

	1911-12. cwts.	1910-11. cwts.
Salmon.	2,176	2,475
Lobsters.	175,316	154,566
Cod.	1,021,493	1,953,534
Haddock.	217,876	230,156
Hake.	135,218	149,588
Pollock.	144,354	117,371
Herring.	180,033	230,743
Mackerel.	8,899	4,928
Halibut.	27,980	7,093

During the year under review there were 304 more men in vessels and 112 more men in boats, than during the preceding year. There was an addition of 337 to the number of motor boats in the district.

Fuller details of the fisheries of Nova Scotia will be found in Appendix No. 3 of this report.

NEW BRUNSWICK.

The total marketed value of fish and fish products of this province for the year under review amounted to \$4,886,157, being an increase of \$752,013 over the value for the preceding year. To the greatly increased catch of sardines was chiefly due the increased total value. There was an increase of 2,732 cases in the lobster pack, but a decrease of 3,565 cwts. in the quantity shipped in the shell, the net increase in value being \$160,247.

The following table shows the catches of the chief kinds landed during the year under review and those landed during 1910-11.

3 GEORGE V., A. 1913

	1911-12.	1910-11.
Salmon.ewts.	12,997	14,365
Cod. "	198,560	234,012
Haddock. "	13,123	27,480
Hake. "	92,414	72,750
Pollock. "	58,210	63,443
Herring. "	743,389	959,863
Mackerel. "	5,671	3,760
Sardines.brls.	403,103	179,803
Smelts.ewts.	64,444	67,505

There were 233 fewer men in vessels, 686 fewer men in boats, and 416 more workers employed on shore. Of the boats engaged 788 used gasoline engines as a means of propulsion. This is an increase of 121.

District No. 1.

The total marketed value of the fisheries of this district, which comprises the counties of Charlotte and St. John, amounted to \$2,092,353. This is an increase of \$898,789 over the value for the preceding year, and makes the yield for 1911-12 by far the greatest ever recorded for the district.

All branches were prosperous during the year, but this district being the chief seat of the sardine fishery, the great increase is almost entirely attributable to the unprecedented success of the sardine and mature herring fisheries, and it is particularly gratifying to know that all parts of the district were equally favoured with the presence of sardines in large numbers.

As a consequence of the large catch, the output of Canadian canneries was 93,565 cases, against 54,782 cases for the year before.

The catches of the chief kinds landed in the district during the year under review and those landed during 1910-11 were as follows:—

	1911-12.	1910-11.
Salmon.ewts.	3,353	3,237
Lobsters. "	8,539	7,786
Cod. "	18,160	19,012
Haddock. "	10,382	22,410
Hake. "	79,412	60,750
Pollock. "	58,210	63,443
Herring. "	190,660	61,743
Sardines.brls.	403,103	179,803

The decreased quantity of haddock taken is accounted for largely by the fact that many of the haddock fishermen were engaged seining sardines.

There were 17 more men in vessels, 81 more men in boats, and 33 more workers employed on shore. There was an addition of 108 to the fleet of gasoline boats.

District No. 2.

The total marketed value of the fisheries of this district, which comprises the counties of Albert, Westmorland, Kent, Northumberland, Gloucester and Restigouche, amounted to \$2,761,755, being a decrease of \$142,465, due chiefly to diminished catches of cod and herring.

The catches of the chief kinds landed during the year under review and those landed during 1910-11 were as follows:—

	1911-12.	1910-11.
Salmon cwts.	9,144	10,430
Cod "	180,400	215,000
Haddock "	2,741	5,070
Hake "	13,002	12,000
Herring "	552,729	898,120
Smelts "	64,179	67,250
Oysters brls.	15,436	14,045

There was an increase of 2,732 cases in the lobster pack, but a decrease of 4,318 cwts. in the quantity shipped in the shell. There were 250 fewer men in vessels, 717 fewer men in boats, and 383 fewer workers employed on shore. There was no increase in the number of gasoline boats in this district.

District No. 3.

(Inland.)

The total value of the fisheries of this district, which comprises the counties of Kings, Queens, Sunbury, York, Carleton, Victoria and Madawaska, amounted to \$32,049. This is \$4,251 less than the total for the preceding year, the decrease being due chiefly to smaller catches of salmon and trout.

The following table shows the catches for the year under review and those for 1910-11.

	1911-12. cwts.	1910-11. cwts.
Salmon	520	698
Trout	579	753
Pickrel	658	571
Sturgeon	48	111
Alewives	3,760	3,028

Fuller details of the fisheries of New Brunswick will be found in Appendix No. 4.

PRINCE EDWARD ISLAND.

The total marketed value of the fisheries of this province for the year under review amounted to \$1,196,396, being an increase of \$42,688 over the value for the preceding year.

The lobster catch was 5,953 cwts. greater than that of the year before; but the value of the canned product has advanced so much that the increase in the marketed lobster value amounted to no less than \$189,500.

There was a decrease of \$34,701 in the value of cod marketed; but, notwithstanding this temporary set back, it has to be noted that Prince Edward Island fishermen are giving more and more attention to cod-fishing.

The catches of the chief kinds landed during the year under review and those landed during 1910-11 were as follows:—

	1911-12.	1910-11.
Lobsters.cwts.	118,090	112,137
Cod.“	49,653	66,023
Haddock.“	9,100	9,048
Hake.“	16,600	28,276
Herring.“	79,178	124,845
Smelts.“	5,688	11,100
Oysters.brls.	8,835	11,264

The diminished herring catch was due to the lateness of the ice movement from shore in spring; while the decreases shown in the hake and oyster figures were caused by stormy weather.

The partial failure of the smelt fishery was largely due to unfavourable weather conditions, the fish being as plentiful as ever at the opening of the season.

There were 16 more men in vessels, 1,276 fewer men in boats, and 727 fewer workers employed on shore.

The fleet of gasolene boats was increased by the addition of 117.

Fuller details of the fisheries of the province will be found in Appendix No. 5.

QUEBEC.

The total marketed value of the fisheries of this province for 1911-12 amounted to \$1,868,136, thus giving an increase of \$175,661 over the total for the preceding year.

Over the whole province there were 169 more men in vessels, 87 fewer men in boats, and 448 more workers employed on shore. There were 73 gasolene boats in use during 1911-12, as against 5 during the preceding year.

Gulf Division—Sea Fisheries.

This division, which comprises the counties of Bonaventure, Gaspé (including the Magdalen Islands), Rimouski and Saguenay (including Anticosti), produced a value amounting to \$1,747,696. This is an increase of \$159,070, to which (owing to increased rates) salmon, lobsters, herring and mackerel were the chief contributors, while the value of cod fell behind that for the year before.

The catches of the chief kinds landed in the Gulf Division during the year under review and those landed during 1910-11 were as follows:—

SESSIONAL PAPER No. 22

	1911-12. cwts.	1910-11. cwts.
Salmon.	8,278	8,895
Lobsters.	56,927	57,340
Cod.	474,610	557,546
Haddock.	1,590	981
Herring.	393,982	305,170
Mackerel.	12,713	11,000

The cod fishery was poor all along the north shore, but from Natashquan east it entirely failed, this being the third consecutive total or partial failure on that part of the coast. The immediate cause of this was the non-appearance of capelin on the shore. On the south coast of the district codfishing was good and bait abundant.

There were 169 more men in vessels, 20 fewer men in boats, and 471 more workers employed on shore. There were 63 gasolene boats in use, as against none the year before.

A most interesting and comprehensive report on the sea fisheries of this province by Dr. Wakeham, the inspector, will be found in Appendix No. 6.

Inland Fisheries.

The total value of what are known as the inland fisheries of the province amounted to \$120,440 in 1911-12, as against \$103,849 in the preceding year, making an increase of \$16,591.

There were 90 fewer persons engaged in the fisheries during 1911-12.

The catches of the chief kinds in the Inland Division during the year under review and those landed during 1910-11 were as follows:—

	1911-12. cwts.	1910-11. cwts.
Salmon.	132	61
Trout.	1,000	855
Pickarel.	1,175	1,141
Pike.	914	873
Sturgeon.	2,095	543
Eels.	4,428	3,089

Reports by the inspectors in charge of the various inland districts, together with fuller details of the fisheries of the whole province, will also be found in Appendix No. 6.

ONTARIO.

The figures showing the quantity and value of the various kinds of fish caught in this province during the year under review being nothing more than rough estimates made by the federal inspectors, no attempt is made to compare the results with those of the preceding year.

The estimated value of the catch for the season of 1911 was \$2,205,436.

Inspector T. J. Foster, who has charge of the Lake Superior and north-western district, says in the course of his report that there was a considerable general increase in the catch of commercial fish in his district, due partly to a greater number of fishermen being engaged, who fished with improved appliances, and partly to a greater abundance of fish.

Inspector Sheppard, whose district lies west of the eastern boundary of the county of Ontario and includes Muskoka and Parry Sound districts, reports that with the exception of coarse fish and herring, the catch of commercial fish shows a decrease of from 10 to 15 per cent. The herring catch in Lake Erie was particularly good. A ready market having been found in the United States for carp, a large quantity of this fish was taken in the course of the year.

Inspector J. S. Hurst, whose district lies to the eastward of the counties of Durham, Victoria and Haliburton, reports that whitefish were very plentiful in the bay of Quinté, and that commercial fishing generally was good during the year.

Full reports and an estimate of the quantity and value of the various kinds caught in the province will be found in Appendix No. 7.

MANITOBA.

The value of the fisheries of this province for 1911-12 amounted to \$1,113,486, which falls short of the preceding year's total by \$189,293.

Weather conditions were very suitable for fishing, and the lakes in fine condition for freighting the fish. In Lake Winnipegosis fishing was not so good as in past years, the shipment of fish from this lake during the season under review being 10 cars less than that during the preceding one. In Lake Waterhen, on the other hand, fishing was very good.

The inspector reports that the fishery regulations were well observed by both fishermen and fishing companies. There were 31 fewer persons engaged in fishing than during the year before.

Details of the fisheries of the province will be found in Appendix No. 8.

SASKATCHEWAN.

In the course of a long and interesting report, the inspector says that in 1911-12 there were 175 fewer fishing licenses issued than in the preceding year. Late harvesting operations and delay in marketing the crop prevented a start being made at fishing in the moderate weather before Christmas; then a period of extremely severe weather, which came immediately after, caused many of those who usually make fishing their winter occupation to give up the idea of going to the lakes.

Thus, the total value of the fisheries of this province, which amounted to \$139,436 during the year under review, fell short of the value for the preceding year by \$33,467.

The returns show an increased catch of whitefish. This is due to the good fishing in some of the lakes to the north of Prince Albert, which had not been fished prior to two years ago.

SESSIONAL PAPER No. 22

The catches of the chief kinds for the year under review and those for the year 1910-11 were as follows:—

	1911-12 cwts.	1910-11. cwts.
Trout..	1,137	1,713
Whitefish..	30,856	21,490
Pickereel..	2,656	2,790
Pike..	5,975	7,385
Mixed fish..	3,195	3,700

During 1911-12 there were 158 fewer men engaged in fishing than during the preceding year.

For the first time the quantity and value of the different kinds of fish taken from the various fishing lakes in the province are separately shown, and, together with other details, will be found in Appendix No. 9.

ALBERTA.

The total value of fish taken in the lakes and fishing streams of Alberta during the year 1911-12 amounted to \$102,325, being an increase of \$19,865 over the total for the preceding year.

The catches for the two years were as follows:—

	1911-12. cwts.	1910-11. cwts.
Trout..	2,225	330
Whitefish..	5,560	10,721
Pickereel..	193	1,418
Pike..	7,176	6,550
Tullibee..	325	1,066
Mixed fish..	6,000	1,463

In the mountain streams of this province, where the water is icy cold all the year round, the flesh of the pickereel, pike and greyling is firm and sweet. Local consumption is increasing so rapidly that the catch is usually inadequate to fully supply the demand.

In 1911-12 there were 144 fewer men engaged fishing than in the preceding year. Fuller details of the fisheries of the province will be found in Appendix No. 10.

YUKON.

The total value of fish caught and landed in the Yukon territory during 1911-12 amounted to \$111,825. This is a decrease of \$6,540 from the total of the preceding year. The total quantity of fish taken, however, was greater by 50 cwts. than that of the year before.

The catches of the chief kinds for the two years were as follows:—

	1911-12. cwts.	1910-11. cwts.
Salmon..	2,290	1,699
Whitefish..	1,425	1,484
Mixed fish..	1,852	1,937

There was a decrease of 14 in the number of those engaged in the fisheries. Fuller details will be found in Appendix No. 11.

BRITISH COLUMBIA.

The total value of the fisheries of this province for 1911-12 amounted to \$13,677,125. This gives an increase of no less than \$4,513,890 over the value for the preceding year, and exceeds the best year ever recorded for the province by \$3,362,370.

While all the three fishery districts into which the province is divided shared in the increase, the greater part was contributed by the Fraser river district.

The increases in both the southern and northern districts were brought about by the extensive canning of humpback and coho salmon, for which an increasing outlet is being found.

The catches of the chief kinds throughout the province in 1911-12 and those in 1910-11 were as follows:—

Salmon	cwts.	1911-12.	1,103,666	1910-11.	937,827
Cod	"		25,065		20,334
Herring	"		545,442		275,193
Halibut	"		196,486		219,063
Oysters	brls.		5,385		2,722
Clams	"		9,677		3,458
Whales	No.		1,199		958

All over the province there were 232 fewer men in vessels, 257 more men in boats, and 1,966 fewer workers on shore.

District No. 1.

This district, which comprises the southern portion of the mainland of the province and includes the Fraser river district, produced in 1911-12 a total value amounting to \$6,168,062, an increase of \$2,833,979 over that of 1910-11.

This increased value is to be attributed entirely to the greatly augmented salmon pack which resulted from the suspension of the close season order, August 25 to September 15, whereby packers were enabled to secure and can many humpbacks and cohoes. There was a diminished catch of halibut, due to the withdrawal of three fishing steamers from the business for two months.

The catches of the chief kinds in the district for 1911-12 and those for 1910-11 were as follows:—

Salmon	cwts.	1911-12.	445,355	1910-11.	321,477
Cod	"		14,165		12,101
Herring	"		19,822		57,309
Halibut	"		158,541		193,866
Sturgeon	"		5,168		5,500
Oysters	brls.		1,355		1,747

SESSIONAL PAPER No. 22

District No. 2.

This district, which comprises the northern portion of the province, produced, during 1911-12, a total value amounting to \$4,722,761, thus giving an increase of \$1,252,032 over the total for the preceding year.

As in District No. 1, this large increase is due to the extensive packing of lower grade salmon, such as humpbacks, in the fall, brought about by the increasing demand for canned salmon.

The catches of the chief kinds in the district for 1911-12 and those for 1910-11 were as follows:—

	1911-12.	1910-11.
Salmon... ..cwt.	491,989	427,803
Herring... .. "	26,410	12,990
Halibut... .. "	27,945	15,750
Oulachons... .. "	15,000	14,020
Whales... ..No.	309	146

There was an increase of 1,380 in the number of those engaged in the fisheries of the district, as compared with the preceding year.

District No. 3.

In this district, which comprises Vancouver island and part of the adjacent mainland, the value of the fisheries for 1911-12 amounted to \$2,786,302, showing an increase of \$427,879 over that for the preceding year.

Two new salmon canneries were built, and operated during 1911-12 for the first time. A cold storage plant of large capacity has been erected at Barclay sound, and should materially assist the development of the fisheries on the west side of Vancouver island. The 'Canadian North Pacific Fisheries, Limited' located at Barclay and Kyuquot sounds, had a good season, 890 whales being caught, including 24 sperm whales, as against 812, including 11 sperm, in the preceding year. The herring fishery returned an increase of \$71,441 in value.

The quantities of the chief kinds landed in the district during 1911-12 and those landed during 1910-11 were as follows:—

	1911-12.	1910-11.
Salmon... ..cwt.	166,322	188,547
Cod... .. "	10,900	8,233
Herring... .. "	499,210	204,894
Halibut... .. "	10,000	9,447
Oysters... ..brls.	4,030	975
Clams... .. "	8,965	3,408

There were 207 fewer men in vessels, 91 more men in boats, and 90 more workers on shore. The fleet of gasoline boats was increased by 20.

Full reports by the chief inspector of the province and the district inspectors will be found, together with statistical details, in Appendix No. 12.

The following table is a recapitulation of the quantities and values of all kinds of fish and fish products marketed by the various provinces during the year 1911-12.

RECAPITULATION
By Provinces of the Quantities and Values of all Fish and Fish Products Marketed during the year 1911-12.

Number.	Kinds of Fish.	Nova Scotia.		New Brunswick.		Prince Edward Island.		Quebec.		Ontario.	
		Quantity.	Value. \$	Quantity.	Value. \$	Quantity.	Value. \$	Quantity.	Value. \$	Quantity.	Value. \$
1	Salmon, used fresh.....	9,042	142,158	12,817	219,087	46	460	7,154	86,054		
2	" canned.....	110	788			18	216	10	80		
3	" salted.....							772	5,790		
4	" mild cured.....										
5	" smoked.....	82	1,610	100	2,000						
6	" dried.....										
7	Lobsters, canned.....	96,498	1,697,981	37,664	692,624	51,633	827,088	22,627	362,632		
8	" shipped in shell.....	98,659	1,153,002	11,171	141,245	633	4,431	360	1,800		
9	Cod, used fresh.....	108,261	254,725	10,869	21,738	5,562	11,124				
10	" green-salted.....	81,924	305,450	10,114	36,312	6,293	18,879	2,852	7,130		
11	" dried.....	338,737	2,187,359	67,832	310,473	10,562	52,810	156,302	781,510		
12	Haddock, used fresh.....	230,541	339,619	8,127	20,235	7,610	11,415	60	180		
13	" smoked (finnans).....	76,191	457,164	1,030	10,020						
14	" dried.....	41,226	210,916	1,179	3,331						
15	Hake and Cusk, used fresh.....	11,108	16,720	2,534	2,232						
16	" " dried.....	57,672	230,688	31,468	94,134						
17	Pollock, used fresh.....	4,492	7,018	6,210	6,210	5,592	19,571	182	546		
18	" dried.....	62,181	254,756	17,320	60,620						
19	Herring, used fresh.....	39,990	61,232	29,138	29,138	4,854	7,281	24,710	13,036	90,589	457,985
20	" smoked.....	14,211	52,548	106,922	304,364			3,822	7,614		
21	" pickled.....	59,527	267,869	73,655	296,665	2,564	12,820	153,313	76,565		
22	" used as bait.....	61,900	116,714	72,920	114,400	33,311	49,965	120,346	180,518		
23	" used as fertilizer.....	3,076	1,515	104,350	52,175			56,733	25,266		
24	Mackerel, used fresh.....	50,257	418,276	5,071	50,710	1,665	16,650	3	30		
25	" salted.....	5,507	76,250	275	3,300	1,114	16,710	5,084	81,314		
26	Shad, used fresh.....	897	8,370	5,080	46,502			409	2,580		
27	" salted.....	5	75	932	14,040						
28	Alewives, used fresh.....	9,629	20,110	13,398	24,278	75	75				
29	" salted.....	4,965	20,795	14,472	57,416	114	342				
30	Sardines, canned.....	746	2,611	93,565	467,825						
31	" fresh and salted.....	1,120	2,240	384,363	768,726			31	124		
32	Tom cod.....	2,242	3,654	18,175	36,350	50	100	300	300		

SESSIONAL PAPER No. 22

34	Hallibut.		411,690	1,580	15,800	25	175	753	6,024		84
35	Flounders.		10,573	1,860	3,720			23	12		85
36	Skate.										86
37	Soles.		33,939	64,144	644,440	5,688	39,816	3,540	17,700		87
38	Smelts.										88
39	Oulachons		23,422								89
40	Albacore.		59,690			138	1,380	1,637	17,880	69,715	91
41	Swordfish.		13,254	1,641	16,410			175	1,750	41,430	92
42	Trout.			25	375			504	5,598		93
43	Whitefish.		1,240	2,006	21,060			1,175	11,750	20,522	94
44	Bass.			638	5,264			974	3,606	33,173	95
45	Pickarel.							2,095	11,319	1,743	96
46	Pike.							4,706	29,515	1,080	97
47	Sturgeon.		50	68	580	307	3,070	1,726	8,630	9,572	98
48	Fels.		10,226	2,720	20,990			86	1,632		99
49	Perch.			44	176					1,526	51
50	Maskinonge.										52
51	Tullibee.		30,163	892	892	734	734	5,751	21,828	30,887	53
52	Mixed fish	brls.	18,956	1,290	3,950	363	726	1,831	7,324		54
53	Squid.		11,959	15,436	92,616	8,835	61,845				55
54	Oysters.		57,901	43,274	114,422	7,583	30,332	1,031	5,155		56
55	Clams and Quahaugs, used fresh	cases	28	16,700	81,320	510	2,040				57
56	" " " " " " " "	cases									58
57	Dulse, Crabs, Cockles and other shell fish.	cwts.	600	4,444	9,585				830		59
58	Tongues and Sounds.	"	3,248	941	11,330	88	2,640	166		67	60
59	Caviare or Sturgeon roe.	"		5	450						61
60	Salted salmon roe.	"									62
61	Fur seal skins	number	138	51	77			11,479	14,348		63
62	Hair seal skins	"						30	130		64
63	Beluga skins.	"									65
64	Other skins.	"	165,130	64,200	19,260	7,225	2,167	1,763,313	40,894		66
65	Fish oil.	gallons						76,054	22,816		67
66	Whale oil.	"						191	5,751		68
67	Whale guano.	fous									
68	Ambergris	lbs.									
	Total values.		9,307,550		4,886,157		1,196,396		1,868,136		2,203,436

SESSIONAL PAPER No. 22

34	Habibut.	"										196,486	1,845,135	34
35	Flounders.	"										2,045	12,760	35
36	Skate.	"										478	3,824	36
37	Sole.	"										2,152	21,520	37
38	Smelts.	"										3,830	44,625	38
39	Oulachon.	"										15,910	84,100	39
40	Albacore.	"												40
41	Swordfish.	"	236											41
42	Trout.	"	51,844	1,652										42
43	Whitefish.	"		362,908										43
44	Bas.	"												44
45	Pickrel.	"		325,641										45
46	Pike.	"		32,890										46
47	Sturgeon.	"												47
48	Bo.	"												48
49	Perch.	"												49
50	Maskinong.	"	630	3,780										50
51	Tullibee.	"												51
52	Mixed fish.	"	7,129	21,387										52
53	Septid.	bu.	99,815	299,415										53
54	Oysters.	"												54
55	Clams and Quahaugs, used fresh.	"												55
56	"	canned.												56
57	Dulse, Crabs, Cockles and other shell fish.	"												57
58	Tongues and Sounds.	ewts.												58
59	Caviare or Sturgeon roe.	"												59
60	Salted salmon roe.	"												60
61	Fur seal skins.	number												61
62	Fur seal skins.	"												62
63	Beluga skins.	"												63
64	Outer skins.	"												64
65	Fish oil.	gallons												65
66	Whale oil.	"												66
67	Whale guano.	tons												67
68	Ambergris.	lbs.												68
													Total values.	13,677,125
														111,825
														102,325
														179,436
														1,113,486

NUMBER OF PERSONS EMPLOYED AND AMOUNT OF CAPITAL
INVESTED IN THE FISHERIES.

During the year 1911-12 there were employed in the actual work of fishing, in the whole of Canada, 9,056 men on board of vessels and tugs, and 56,870 in boats. In canneries and fish-houses on shore there were employed in the work of cleaning the fish and preparing it for market, 25,206 persons, making a grand total of 91,132 persons directly engaged in the work of the fisheries.

This shows an increase of 535 men in vessels, a decrease of 3,219 men in boats, and an increase of 228 workers on shore.

In addition to the foregoing, there were many persons employed in a more indirect way, such as coopers, teamsters, boat-builders, rope-makers, &c., who are not taken into account in making up the returns.

The estimated total capital invested in the fisheries amounted to \$20,932,904. Of this sum, \$19,154,716 was invested in connection with the sea fisheries, and \$1,778,188 in connection with the inland fisheries. Of the total, \$6,198,578 represents the value of vessels and boats, while \$14,734,326 stands for the value of fishing gear, canneries, fish-houses and other fixtures necessary to the carrying on of the industry.

The two following tables show the details of the number of men employed and the number and value of vessels, boats, &c., for the whole of Canada. Table No. 1 distinguishes between sea and inland fisheries. Table No. 2 gives the totals by provinces.

SESSIONAL PAPER No. 22

TABLE No. 1.

RECAPITULATION

Of the Number of Fishermen, &c., and of the Number and Value of Fishing Vessels, Boats, Nets, Traps, &c., used in the Sea and Inland Fisheries in the Whole of Canada, for the year 1911-12.

	Sea Fisheries.		Inland Fisheries.		Total. Both Fisheries.	
	Number.	Value.	Number.	Value.	Number.	Value.
		\$		\$		\$
Vessels.....	1,972	2,349,533	10	84,000	1,082	2,433,533
Boats (gasolene).....	5,212	1,417,817	368	90,090	5,580	1,507,905
" (sail).....	27,636	1,042,268	3,545	145,477	31,181	1,187,745
Tugs and Smacks ..	409	634,293	157	435,100	566	1,069,395
Gill nets.....	141,235	1,607,819	64,028	494,190	205,263	2,102,009
Trap and Smelt nets.....	5,071	344,317			5,071	344,315
Seines and other nets.....	2,615	358,472	4,322	225,376	6,937	563,848
Weirs.....	782	373,607	127	25,610	909	399,215
Trawls.....		207,237				207,235
Hand lines.....	75,874	50,950	7,062	8,083	82,936	59,033
Eel traps.....			200	200	200	200
Lobster canneries.....	707	611,200			707	611,200
" traps.....	1,469,192	1,232,061			1,469,192	1,232,069
Salmon canneries.....	69	2,788,400			69	2,788,400
" traps.....	10	109,000			10	109,000
Sardine and Clam canneries.....	27	127,000			27	127,000
Freezers and Ice-houses.....	766	1,534,800	524	183,100	1,290	1,717,400
Smoke and Fish-houses.....	7,733	1,241,827	238	36,377	7,971	1,278,199
Piers and Wharves.....	2,955	2,697,018	41	15,735	2,996	2,712,753
Fishing huts and Cottages.....			47	34,850	47	34,850
Whaling stations.....	3	340,000			3	340,000
Oil factories.....	3	90,000			3	90,000
Scows and Pile drivers.....	500	17,600			500	17,600
Total values.....		19,154,716		1,778,188		20,932,904

Number of men employed in Vessels and Tugs.....	9,056
" " " " Boats.....	56,870
" persons " Fish-houses, Freezers, &c.....	25,206
Total.....	91,132

TABLE No. 2.
RECAPITULATION

By Provinces of the Number and Value of Fishing Implements, Vessels, Boats, &c., used in the Fishing Industry of Canada, during the year 1911-12, and of the Number of Persons employed.

Provinces.	Persons Employed.			Vessels and Tugs.		Boats.			Value of Gill Nets and Seines.	Value of Lines, Trap Weirs, &c.	Value of Lobster Plant.	Approximate Value of Salmon Canisters, Freezers, and other Fixtures.	Total Value.
	No. in Vessels.	* No. in Boats.	No. in Canneries, Fish-houses, &c.	Number.	Value.	Gasoline.	Sail.	Total Value.					
Nova Scotia.....	5,654	16,106	6,707	819	1,110,778	2,002	10,842	891,653	642,101	307,254	881,053	1,812,435	5,645,276
New Brunswick.....	1,546	13,693	6,318	417	214,900	788	7,584	424,353	460,630	519,033	423,212	852,665	2,894,795
Prince Edward Island.....	162	3,014	2,682	43	19,500	253	1,476	119,080	27,152	18,912	383,217	73,870	641,731
Quebec.....	220	10,860	1,562	36	9,850	73	6,180	276,760	218,230	162,305	153,785	308,602	1,215,532
Ontario.....	767	2,429	635	156	484,900	318	997	160,585	260,620	192,825	121,435	1,170,365
Manitoba.....	106	1,813	263	10	84,000	561	31,370	205,740	104,300	425,410
Saskatchewan.....	559	8,910	355	600	9,865
Alberta.....	320	14	204	9,922	4,458	80	370	14,880
Yukon.....	138	70	4,400	4,275	250	12,100
British Columbia.....	700	7,908	6,559	107	1,545,000	2,048	3,267	777,525	621,075	148,250	5,811,150	8,903,000
Totals.....	9,056	56,870	25,206	1,648	3,502,928	5,580	31,181	2,695,650	2,453,191	1,349,264	1,843,269	9,088,602
Grand total value.....	20,932,904

* Includes those fishing without boats in inland provinces.

SESSIONAL PAPER No. 22

COMPARATIVE TABLE showing the Total Value of the Fisheries in the respective Provinces of Canada, from 1870 to 1911-12 inclusive, as compiled from the Annual Reports of the Department of Marine and Fisheries.

Year.	Nova Scotia.	New Brunswick.	Prince Edward Island.	Quebec.	Ontario.	British Columbia.	Manitoba, Saskatchewan, Alberta and Yukon.	Total for Canada.
1870.....	\$ 4,019,425	\$ 1,131,433	No data.	\$ 1,161,551	\$ 264,982	No data.	No data.	\$ 6,577,391
1871.....	5,101,630	1,185,033	"	1,033,612	193,524	"	"	7,573,199
1872.....	6,016,835	1,965,459	"	1,320,189	267,633	"	"	9,570,116
1873.....	6,577,085	2,285,662	297,535	1,391,564	293,091	"	"	10,754,997
1874.....	6,652,302	2,685,794	288,863	1,608,660	446,297	"	"	11,681,886
1875.....	5,573,851	2,427,654	298,927	1,596,759	453,194	"	"	10,350,385
1876.....	6,025,650	1,453,389	494,367	2,097,468	437,229	104,637	"	11,117,000
1877.....	5,527,858	2,133,237	763,036	2,560,147	438,223	583,433	"	12,005,434
1878.....	6,131,600	2,365,790	840,344	2,661,055	348,122	625,767	"	13,215,678
1879.....	5,752,937	2,154,722	1,402,301	2,820,395	367,133	631,766	"	13,529,254
1880.....	6,291,061	2,744,447	1,675,089	2,631,556	444,491	713,335	"	14,499,979
1881.....	6,211,782	2,430,904	1,953,290	2,751,962	509,903	1,454,321	"	15,817,162
1882.....	7,131,118	3,192,339	1,835,687	1,376,596	823,457	1,842,675	"	16,824,092
1883.....	7,689,374	3,185,674	1,272,468	2,138,997	1,027,633	1,644,646	"	16,958,192
1884.....	8,763,779	3,730,154	1,085,619	1,691,561	1,133,724	1,358,267	"	17,766,404
1885.....	8,283,929	4,005,431	1,293,430	1,719,460	1,078,038	1,573,318	"	17,222,973
1886.....	8,415,362	4,180,227	1,141,991	1,741,382	1,435,998	1,577,318	186,980	18,079,288
1887.....	8,379,782	3,559,597	1,037,426	1,773,567	1,531,850	1,974,887	129,084	18,366,103
1888.....	7,817,030	2,911,863	876,862	1,860,012	1,839,869	1,902,135	180,677	17,418,510
1889.....	6,346,722	3,067,039	886,430	1,876,194	1,963,123	3,348,067	167,679	17,655,256
1890.....	6,636,444	2,699,655	1,041,109	1,615,119	2,009,637	3,484,432	232,104	17,714,302
1891.....	7,011,300	3,571,650	1,238,733	2,008,678	1,806,389	3,008,755	332,969	18,977,878
1892.....	6,340,724	3,203,922	1,179,856	2,236,732	2,042,198	2,849,483	1,088,254	18,941,171
1893.....	6,407,279	3,716,121	1,133,368	2,218,905	1,694,930	4,443,963	1,012,093	20,686,661
1894.....	6,547,387	4,351,526	1,119,738	2,363,386	1,659,368	3,560,478	787,087	20,719,573
1895.....	6,243,131	4,403,198	976,836	1,867,920	1,584,473	4,401,354	752,466	20,199,338
1896.....	6,076,845	4,799,433	976,126	2,025,754	1,605,674	4,183,999	745,543	20,407,425
1897.....	8,090,316	3,934,435	951,919	1,737,011	1,289,822	6,138,865	638,416	22,783,546
1898.....	7,226,634	3,849,357	1,079,292	1,731,440	1,433,632	3,713,101	613,355	19,667,121
1899.....	7,347,604	4,119,891	1,043,645	1,953,131	1,590,447	5,214,074	622,911	21,891,706
1900.....	7,809,152	3,769,742	1,059,193	1,989,279	1,333,294	4,878,820	718,169	21,557,639
1901.....	7,989,548	4,193,264	1,050,623	2,174,459	1,428,078	7,942,771	968,410	23,737,153
1902.....	7,351,753	3,912,514	887,024	2,059,175	1,265,706	5,284,824	1,158,437	21,959,433
1903.....	7,841,692	4,186,890	1,099,510	2,211,792	1,535,144	4,748,365	1,478,665	23,101,878
1904.....	7,287,099	4,671,684	1,077,546	1,751,397	1,793,229	5,219,107	1,716,977	23,516,439

COMPARATIVE TABLE showing the Total Value of the Fisheries in the respective Provinces of Canada, from 1870 to 1911-12 inclusive, &c.—*Concluded.*

Year.	Nova Scotia.	New Brunswick.	Prince-Edward Island.	Quebec.	Ontario.	British Columbia.	Manitoba, Saskatchewan, Alberta and Yukon.	Total for Canada.
1905.	\$ 8,259,085	4,847,090	998,922	2,003,716	1,708,963	3,850,216	1,811,570	\$ 29,479,562
1906.	7,799,160	4,905,225	1,168,939	2,175,055	1,734,856	7,003,347	1,492,923	26,279,485
1907-08.	7,632,330	5,300,564	1,492,615	2,047,390	1,935,025	6,122,923	968,422	25,499,349
1908-09.	8,069,838	4,754,298	1,378,624	1,881,817	2,100,078	6,465,038	861,392	25,451,085
1909-10.	8,081,111	4,676,315	1,197,556	1,808,436	2,177,813	10,314,755	1,373,181	29,429,169
1910-11.	10,119,213	4,134,144	1,133,708	1,692,475	2,029,121	3,103,235	1,676,507	29,969,433
1911-12.	9,367,550	4,886,157	1,196,396	1,868,136	2,203,436	13,677,125	1,467,072	34,667,872

SESSIONAL PAPER No. 22

COMPARATIVE TABLE showing Number and Value of Vessels and Boats engaged in the Fisheries of Canada, together with the Value of Fishing Material used, since 1880.

Year.	VESSELS.			BOATS.		Value of Nets and Seines.	Value of other Fishing Material.	Total Capital Invested.
	No.	Tonnage.	Value.	No.	Value.			
1880.....	1,181	45,323	1,814,688	25,266	716,352	985,978	419,564	3,936,582
1881.....	1,120	48,389	1,765,879	26,108	696,710	970,617	679,852	4,113,049
1882.....	1,140	42,845	1,749,717	26,747	833,137	1,351,193	823,938	4,757,985
1883.....	1,198	48,106	2,023,045	25,825	783,186	1,243,366	1,070,930	5,120,527
1884.....	1,182	42,747	1,866,711	24,287	741,727	1,191,379	1,224,646	5,014,663
1885.....	1,177	48,728	2,021,633	28,472	852,257	1,219,284	2,604,285	6,697,459
1886.....	1,133	44,605	1,890,411	28,187	850,545	1,263,152	2,729,187	6,814,295
1887.....	1,168	44,845	1,989,840	28,092	875,316	1,499,328	2,384,356	6,748,840
1888.....	1,137	33,247	2,017,558	27,384	859,953	1,594,992	2,390,592	6,863,005
1889.....	1,100	44,936	2,064,918	29,555	965,010	1,591,685	2,149,138	6,770,151
1890.....	1,069	43,084	2,152,790	29,803	924,346	1,695,358	2,600,147	7,372,641
1891.....	1,027	39,377	2,125,355	30,438	1,007,815	1,644,892	2,598,124	7,376,186
1892.....	988	37,205	2,112,875	30,513	1,041,972	1,475,943	3,017,945	7,647,835
1893.....	1,104	40,096	2,246,373	31,508	955,109	1,637,707	3,174,404	8,681,557
1894.....	1,178	41,768	2,409,029	34,102	1,009,189	1,921,352	4,099,546	9,439,116
1895.....	1,121	37,829	2,318,290	34,268	1,014,057	1,713,190	4,208,311	9,253,848
1896.....	1,217	42,447	2,041,130	35,398	1,110,920	2,146,934	4,527,267	9,826,251
1897.....	1,184	40,679	1,701,239	37,693	1,128,682	1,955,304	4,585,569	9,370,794
1898.....	1,154	38,011	1,707,180	38,675	1,136,943	2,075,925	4,940,046	9,860,097
1899.....	1,178	38,508	1,716,973	38,538	1,195,856	2,162,876	5,074,135	10,149,840
1900.....	1,212	41,307	1,940,329	38,930	1,248,171	2,405,860	5,395,765	10,990,125
1901.....	1,231	40,358	2,417,680	38,186	1,212,297	2,312,187	5,549,136	11,491,300
1902.....	1,296	49,888	2,620,661	41,667	1,199,598	2,103,621	5,382,079	11,305,959
1903.....	1,343	42,712	2,755,150	40,943	1,338,003	2,305,444	5,842,837	12,241,454
1904.....	1,316	43,025	2,592,527	41,538	1,376,165	2,189,666	6,198,584	12,356,942
1905.....	1,384	41,640	2,813,834	41,463	1,373,337	2,310,593	6,383,218	12,880,897
1906.....	1,439	40,827	2,841,875	39,634	1,402,374	2,426,341	7,824,975	14,555,565
1907-08.....	1,390	36,902	2,731,888	38,711	1,437,196	2,266,722	8,374,440	14,826,592
1908-09.....	1,441	40,818	3,371,871	39,965	1,696,856	2,283,127	7,957,500	15,508,275
1909-10.....	1,750	37,692	3,393,121	41,170	1,855,629	2,572,820	9,626,362	17,357,932
1910-11.....	1,680	38,454	3,028,625	38,977	2,483,906	2,786,548	10,720,791	19,019,870
1911-12.....	1,648	3,502,928	36,761	2,695,650	2,453,191	12,281,135	20,932,904

COMPARATIVE TABLE showing the Number of Persons employed in the Fishing Industry since 1895.

Year.	Number of Persons in Canneries and Fish-houses.	Number of Men in Vessels.	Number of Men in Boats.	Total Number of Fishermen.	Total Number of Persons in Fishing Industry.
1895.....	13,030	9,804	61,530	71,334	84,364
1896.....	14,175	9,735	65,502	75,237	89,412
1897.....	15,165	8,879	70,080	78,959	94,124
1898.....	16,548	8,657	72,877	81,534	98,082
1899.....	18,708	8,970	70,893	79,893	98,601
1900.....	18,205	9,205	71,859	81,064	99,269
1901.....	15,315	9,148	69,142	78,290	93,605
1902.....	13,563	9,123	68,678	77,801	91,364
1903.....	14,018	9,304	69,830	79,134	93,152
1904.....	13,981	9,236	68,109	77,345	91,326
1905.....	14,037	9,366	73,505	82,871	96,908
1906.....	12,317	8,458	67,646	76,104	88,421
1907-08.....	11,442	8,089	63,165	71,254	82,696
1908-09.....	13,753	8,550	62,520	71,070	84,823
1909-10.....	21,694	7,931	60,732	68,663	90,357
1910-11.....	24,978	8,521	60,089	68,610	93,588
1911-12.....	25,206	9,056	56,870	65,926	91,132

SESSIONAL PAPER No. 22

OTHER APPENDICES.

FISHERIES EXPENDITURE AND REVENUE.

A statement of the total expenditure and revenue in connection with the fisheries of Canada during the fiscal year ended March 31, 1912, forms Appendix No. 1 of this report.

The total expenditure amounted to \$683,857.28, divided amongst the various services as follows:—

Salaries and disbursements of fishery officers, \$204,971.21; fish breeding, \$235,699.52; miscellaneous expenditure, \$150,519.90, and \$159,999.70 distributed as fishing bounty.

The total amount received as revenue from fishing licenses, fines, &c., in the different provinces was \$96,230.01, which includes the sum of \$13,785 paid by United States fishing vessels as *modus vivendi* fees.

FISHING BOUNTY.

The fishermen of the Maritime Provinces received the sum of \$159,999.70 as bounty on their respective catches of sea fish during the season of 1911-12.

The number of claims received during the year was 12,579, being greater than that of the preceding year by 235; while the number of claims paid was 12,645, an increase of 35.

The sum of \$67,503.15 was paid to 965 vessels and their crews: an increase of 89 vessels over the number for the year 1910-11.

To boats and boat fishermen was paid the sum of \$92,496.55, the number of boats being 11,680 and of boat fishermen 19,707; a decrease of 54 boats and an increase of 36 men.

The amount of bounty expended in each province for 1911-12 was as follows: Nova Scotia, \$99,424.90; New Brunswick, \$15,795; Prince Edward Island, \$8,669.85; Quebec, \$36,109.95.

Since the inception of the system in 1882 the sum of \$4,740,203.97 has been paid to fishermen and vessel and boat owners, with a view to encouraging them in the development of their industry.

The regulations governing the payment of the bounty, as well as the particulars respecting its distribution, form Appendix No. 2.

IMPORTS AND EXPORTS OF FISH.

Statements showing the quantities of the chief commercial fish and fish products imported into Canada for home consumption, and the quantities of the chief commercial fish and fish products, the produce of Canada, exported, during the fiscal year 1911-12, will be found in Appendix No 13.

The quantities of the different kinds exported in any one year do not necessarily bear any relation to the quantities caught in that year, for the reason that the products

may not be, and are not, all exported during the year in which the fish are caught. The figures in this appendix are taken from the report of the Customs department, and are reproduced in such form as will readily show to what countries the various products of the fisheries are sent.

PROSECUTIONS FOR VIOLATION OF THE FISHERIES ACT.

A return showing the number of prosecutions for violation of the Fisheries Act, the nature of the offences, and the amount collected in fines and by sales of confiscated fish and gear, throughout the various provinces of the Dominion, during the fiscal year 1911-12, forms Appendix No. 14.

The return shows a decrease of 176 in the number of prosecutions.

THE FISHERIES PATROL SERVICE.

For the prevention of illegal fishing and for the general enforcement of the fisheries regulations in the inland waters, and for the prevention of illegal lobster and other fishing on the sea coast, the Fisheries Branch has under its control in the various provinces a number of motor launches and small steamers. Reports on the work of these craft during the year 1911-12 will be found in Appendix No. 15.

UNITED STATES FISHING VESSEL ENTRIES, &c.

In Appendix No. 16 will be found lists of United States fishing vessels which have made use of Canadian ports, and of United States fishing vessels to which *modus vivendi* licenses were issued, during the year 1911-12.

On the Atlantic coast an aggregate of 1,491 entries were made by 282 vessels against 1,485 entries by 272 vessels during the preceding year.

On the Pacific coast 48 entries were made by 4 vessels, against 140 entries by 3 vessels during the preceding year.

Modus vivendi licenses were issued to 113 United States vessels during 1911-12, the revenue from which amounted to \$13,785, there being a decrease of 11 in the number of vessels, and of \$1,291.50 in the amount of revenue.

OYSTER CULTURE.

In Appendix No. 17 will be found a report by Mr. Kemp, the department's oyster expert, on his work during the season of 1911.

CANADIAN FISHERIES MUSEUM.

In Appendix No. 18 will be found a report on the condition of the Fisheries Museum at Ottawa, by Mr. Andrew Halkett, the department's naturalist.

FISH BREEDING.

The annual report on the work carried on in connection with the breeding of fish in the various establishments throughout the Dominion during 1911-12 will be found in Appendix No. 19.

SESSIONAL PAPER No. 22

THE OUTSIDE FISHERIES STAFF.

The names of the various inspectors of fisheries and other fishery officers, with the districts over which they have jurisdiction, as well as a list of officers in charge of fish hatcheries, and of officers in charge of fisheries patrol boats, will be found in Appendix No. 20.

PHOTOGRAPHS.

A number of interesting photographs of fishing scenes on various parts of the coast, form Appendix No. 21.

In conclusion, I would express the pleasure it affords me to be able thus to report that the efforts of our fishermen and fish-merchants during the year 1911-12 resulted in such a great advance in the total value of the produce of the fisheries.

I have the honour to be, sir,
Your obedient servant,

A. JOHNSTON,

Deputy Minister of Marine and Fisheries.



APPENDIX No. 1.

EXPENDITURE AND REVENUE.

The total expenditure for all fisheries services, except civil government, for the fiscal year ended March 31st, 1912, amounted to \$683,857.28.

The total net fisheries revenue derived from rents, fines, sales and license fees (including *modus vivendi* licenses to United States vessels) for the same period amounted to \$96,230.01.

The following is a summary of the sums appropriated and those expended for the various services during 1911-12.

FISHERIES EXPENDITURE, 1911-12.

Service.	Appropriation		Expenditure.	
	\$	cts.	\$	cts.
Salaries and disbursements of Fishery Officers.....	227,500	00	204,971	21
Fish breeding establishments.....	322,300	00	235,699	52
Fisheries Patrol Service.....	95,000	00	92,666	65
Oyster culture.....	10,000	00	4,544	44
Cold storage and transportation of fresh fish.....	60,000	00	57,348	35
Dog fish reduction works.....	60,000	00	35,929	92
New press and drier for Canso dog fish works.....	8,200	00	7,900	00
Canadian Fisheries Exhibits.....	16,000	00	5,462	06
New launches for patrol service in Ontario.....	30,000	00	603	65
Building fishways and clearing rivers.....	10,000	00	3,274	74
Legal and incidental expenses.....	4,000	00	1,443	17
Georgian Bay Laboratory.....	2,000	00	2,017	44
Marine Biological Stations.....	15,000	00	14,980	00
Fisheries Intelligence Bureau.....	10,000	00	522	29
Fisheries Commissions.....	10,000	00	9,978	38
International Fisheries Commission.....	5,000	00	967	16
Services of Customs officers in connection with issuing of <i>Modus Vivendi</i> licenses.....	900	00	725	85
New launch for the Skeena river.....	4,600	00	4,550	00
Five lobster fishery patrol boats.....	25,000	00	281	45
Total.....	915,500	00	683,857	28
Fishing Bounty.....	160,000	00	159,999	70

The following summaries show the salaries and disbursements of the fishery officers in the several provinces, the expense for maintenance of fish breeding establishments throughout Canada; also the expense for that part of the Fisheries Protection Service called the Fisheries Patrol Service.

Details will be found in the Auditor General's report under the proper headings.

SALARIES AND DISBURSEMENTS OF FISHERY OFFICERS, DETAILED FOR THE
FISCAL YEAR ENDED MARCH 31, 1912.

Province.	Officers.		Guardians.		Miscella- neous.	Total.
	Salaries.	Disburse- ments.	Wages.	Expenses.		
	§ cts.	§ cts.	§ cts.	§ cts.		
General account.....					9,392 19	9,392 19
Ontario	14,530 70	4,723 27			1,001 99	20,255 96
Quebec	6,182 25	4,229 45	147 00			10,558 70
New Brunswick	6,535 65	10,681 85	24,492 67	897 09	100 75	42,708 01
Nova Scotia.....	10,179 85	19,910 74	19,431 28	18 50		49,540 37
Prince Edward Island	2,946 22	2,273 15	3,694 50	8 39	194 30	9,116 56
Manitoba.....	4,099 97	827 98	1,415 25	466 56	342 48	7,152 24
Saskatchewan	2,100 00	1,970 96	2,275 75	2,240 60		8,587 31
Alberta			2,854 99	5,682 08		8,537 07
British Columbia.....	17,051 63	4,601 72	10,758 09	3,148 23	1,468 38	37,028 05
Yukon.....	1,622 55	272 20	200 00			2,094 75
Total.....						204,971 21

SESSIONAL PAPER No. 22

FISH BREEDING.

Hatcheries.	Salaries.		Maintenance.		Total Expenditure of Hatchery.		Total Expenditure in Provinces.	
	§	cts.	§	cts.	§	cts.	§	cts.
<i>Ontario.</i>								
Collingwood.....			441	75	441	75		
Newcastle.....	1,474	99	1,512	73	2,987	72		
Ottawa.....	1,629	67	273	93	1,903	60		
Port Arthur.....	237	56	14,681	25	14,918	81		
Quinte Pond.....			506	50	506	50		
Sandwich.....	1,150	00	6,125	34	7,275	34		
Sarnia.....	1,100	01	5,355	69	6,455	70		
Southampton.....	77	50	8,251	69	8,329	19		
Warton.....	1,312	44	3,480	35	4,792	79		
								47,611 40
<i>Quebec.</i>								
Gaspé.....	1,076	64	1,044	86	2,121	50		
Lake Lester.....	700	00	1,697	46	2,397	46		
Lac Tremblant.....	412	50	779	96	1,183	46		
Magdalen Islands.....			2,367	33	2,367	33		
Magog.....	779	17	1,301	60	2,080	77		
Port Daniel.....			3,117	72	3,117	72		
St. Alexis.....	412	50	1,280	56	1,693	06		
Tadousac.....	641	67	2,591	38	3,143	05		
								18,104 35
<i>P. E. Island.</i>								
Charlottetown.....			2,825	92	2,825	92		
Georgetown.....			4,127	17	4,127	17		
Kelly's Pond.....	900	00	1,022	90	1,922	90		
								8,875 99
<i>Nova Scotia.</i>								
Antigonish.....			3,110	93	3,110	93		
Arichat.....			4,335	92	4,335	92		
Bayview.....			2,765	31	2,765	31		
Bedford.....	1,500	00	516	89	2,016	89		
Canso.....			2,251	62	2,251	62		
Inverness.....			3,909	60	3,909	60		
Isaac's Harbour.....			3,886	15	3,886	15		
Lindloff.....			370	64	370	64		
Little Bras d'Or.....			1,800	00	1,800	00		
Long Beach Pond.....			10,000	00	10,000	00		
Margaree.....	1,085	86	1,933	03	3,018	89		
Margaree Pond.....			2,812	80	2,812	80		
Middleton.....			25	00	25	00		
Stry Bay.....			450	00	450	00		
Windsor.....	800	00	1,173	64	1,973	64		
								42,727 39
<i>New Brunswick.</i>								
Buctouche.....			112	50	112	50		
Miramichi.....	916	52	3,566	28	4,482	80		
Restigouche.....	2,023	50	2,437	43	4,460	93		
St. John Pond.....	375	00	5,800	59	6,235	59		
St. John River.....	1,130	00	942	98	2,072	98		
Shad Harbour.....			1,392	40	1,392	40		
Shemogue.....			2,168	12	2,168	12		
Shippegan.....			2,024	00	2,024	00		
								22,949 32
<i>Manitoba.</i>								
Berens River.....			1,420	91	1,420	91		
Selkirk.....	1,200	00	4,691	13	5,891	13		
Winnipegosis.....	629	03	7,852	16	8,481	19		
								15,793 23
<i>British Columbia.</i>								
Anderson Lake.....	999	99	5,350	91	6,350	90		
Babine.....	916	67	6,835	34	7,752	01		
Cowichan Lake.....	1,009	00	3,512	43	4,512	43		
Fraser River.....	1,052	44	5,220	39	6,272	83		
Granite Creek.....	1,008	34	5,635	70	6,644	04		
Harrison Lake.....	1,200	00	5,946	18	7,146	18		
Kennedy Lake.....	916	67	5,239	45	6,156	12		
Pemberton.....	1,000	00	7,106	37	8,106	37		
Rivers Inlet.....	1,100	00	5,933	60	7,033	60		
Skeena River.....	1,000	00	4,877	25	5,877	25		
Stuart Lake.....	1,000	00	8,054	75	9,054	75		
General account.....	978	76	3,752	60				74,906 48
								4,731 36
Total expenditure.....								235,699 52

SESSIONAL PAPER No. 22

FISHERIES REVENUE FOR FISCAL YEAR ENDED MARCH 31, 1912.

Provinces,	Amount Collected.	Refunds.	Net Amount.
	§ cts.	§ cts.	§ cts.
Ontario.....	658 45		658 45
Quebec.....	6,054 75	10 00	6,044 75
New-Brunswick.....	13,902 15		13,902 15
Nova Scotia.....	6,022 65	110 00	5,912 65
Prince Edward Island.....	2,487 50	10 00	2,477 50
Manitoba.....	6,344 00	10 00	6,334 00
Saskatchewan.....	1,304 75		1,304 75
Alberta.....	709 00		709 00
British Columbia.....	44,898 51		44,898 51
Yukon Territory.....	203 25		203 25
Total.....	82,585 01	140 00	82,445 01
<i>Modus Vivendi</i> licenses.....			13,785 00
Grand total.....	82,585 01	140 00	96,230 01

SESSIONAL PAPER No. 22

Fisheries Department July 1, 1891 to March 31, 1912.

1894-95.		1895-96.		1896-97.		1897-98.		Number
Expenditure	Revenue.	Expenditure	Revenue.	Expenditure	Revenue.	Expenditure	Revenue.	
§ cts.	§ cts.	§ cts.	§ cts.	§ cts.	§ cts.	§ cts.	§ cts.	
21,938 56	33,211 60	24,917 48	35,681 68	2,198 47		2,389 66		1
12,459 34	8,836 18	11,970 43	8,160 98	21,592 40	32,814 66	19,239 34	30,574 57	2
21,370 94	11,170 36	20,526 56	10,696 88	12,910 80	7,876 12	11,140 16	7,571 15	3
23,555 38	7,075 07	23,049 41	6,180 93	21,671 92	10,110 77	17,063 58	5,317 08	4
3,796 58	3,312 30	3,555 87	2,161 85	23,682 33	5,239 55	21,683 91	11,511 85	5
6,178 71	2,458 80	6,915 20	2,256 69	3,744 36	2,032 25	6,775 78	2,707 57	6
6,218 74	23,517 25	6,226 77	26,410 75	1,908 14	1,719 00	1,206 26	1,515 00	7
				2,181 58	344 13	2,324 66	393 87	7
				8,841 64	39,888 82	8,508 79	47,864 75	8
								9
								10
39,730 93		38,050 41		27,330 73		28,002 32		11
100,207 29		102,021 72		99,337 01		101,807 96		12
24,619 86		20,203 25		62,777 30		59,919 56		13
260,076 33	89,581 56	257,237 10	91,549 76	289,197 01	100,025 30	280,061 98	107,455 84	
160,089 42		163,567 99		154,389 77		157,504 00		
1901-02.		1902-03.		1903-04.		1904-05.		
765 78		402 97		1,362 11		1,314 75		14
4,445 93	373 42	4,650 53	1,818 83	4,500 43	2,578 48	4,294 60	1,471 51	15
6,242 58	2,498 85	6,785 86	4,379 15	7,619 67	4,670 64	6,769 16	4,648 86	16
23,813 62	11,658 34	27,132 84	11,188 02	27,664 34	10,593 20	25,253 16	11,887 19	17
32,618 00	6,084 65	39,118 79	3,962 45	30,003 01	3,685 75	32,619 85	6,448 88	18
7,814 02	1,843 45	7,081 60	2,007 35	7,320 96	1,983 42	6,879 05	2,046 50	19
2,624 87	2,279 00	3,129 70	1,784 00	2,789 74	4,002 70	2,800 64	4,875 70	20
3,928 22	950 07	7,076 26	1,350 50	7,317 49	922 50	7,003 55	1,151 50	21
								22
								23
18,500 73	41,178 65	17,808 45	43,015 02	15,133 65	56,904 34	16,631 37	47,436 00	24
2,056 66	1,130 00	1,522 00	320 00	1,400 00	240 00	1,400 00	340 00	25
					10 00		10 00	26
79,891 85		77,330 86		109,286 07		149,419 24		27
152,723 69		145,137 49		204,634 86		462,082 12		28
56,131 26	11,223 65	30,903 27	8,925 40	56,828 18	10,165 50	105,892 97	10,472 00	29
393,627 21	79,169 58	368,091 12	78,635 82	475,880 31	95,756 53	822,360 46	90,988 14	
155,942 00		159,853 50		158,943 70		157,228 24		
1908-09.		1909-10.		1910-11.		1911-12.		
4,731 36		3,910 03		4,540 84		9,392 19		30
4,784 23	770 78	4,836 86	1,620 75	7,125 37	280 25	20,255 96	658 45	31
7,895 53	6,797 91	7,886 85	4,947 46	7,695 49	5,236 61	10,558 70	6,044 75	32
38,904 12	12,385 14	41,188 19	13,044 88	41,593 46	12,996 84	42,708 01	13,902 15	33
44,601 04	5,369 70	46,590 66	3,821 81	45,800 42	7,749 60	49,540 37	5,912 65	34
8,410 25	2,303 66	9,396 08	2,359 93	9,415 09	2,499 63	9,116 56	2,477 50	35
3,945 73	3,704 22	5,223 82	3,962 88	7,163 36	8,137 75	7,152 24	6,334 00	36
5,713 80	915 00	7,938 22	703 00	7,867 27	698 56	8,587 07	709 00	37
6,591 20	1,085 50	6,474 57	1,209 44	7,597 87	1,246 00	8,587 31	1,304 75	38
								39
35,139 58	39,251 65	37,509 61	41,864 80	40,314 16	45,846 70	37,028 05	44,898 31	40
1,019 50	228 00	2,316 63	457 00	1,964 95	907 50	2,094 75	203 25	41
	20 00		501 83		100 00			42
190,563 19		180,345 65		220,727 66		235,699 52		43
242,601 14		295,443 47				92,666 65		44
196,808 02	9,794 00	345,249 58	10,876 78	199,762 90	15,076 50	150,519 90	13,785 00	45
791,728 69		994,355 22		601,567 94		683,857 28		
159,999 90		155,221 85		159,166 75		159,999 70		
951,728 59	82,715 56	1,149,577 07	85,070 56	760,734 69	100,875 88	843,856 98	96,230 01	

diture, from the year 1911-12, is for the Fisheries Patrol Service.

APPENDIX No. 2.**FISHING BOUNTIES.**

The payments made for this service are under the authority of the Revised Statutes, 1906, chap. 46, intituled: 'An Act to encourage the development of the Sea Fisheries and the building of fishing vessels, which provides for the payment of the sum of \$160,000 annually, under regulations to be made from time to time by the Governor General in Council.

REGULATIONS.

The regulations governing the payment of fishing bounties were established by the following Orders in Council:—

AT THE GOVERNMENT HOUSE AT OTTAWA,

TUESDAY, the 30th day of June, 1908.

PRESENT:

HIS EXCELLENCY THE GOVERNOR GENERAL IN COUNCIL.

Whereas, in view of the revision of the Statutes of Canada in 1906, it is necessary that the regulations governing the payment of fishing bounties which were adopted by order in council on the 10th December, 1887, be readopted under chapter 46 of the Revised Statutes of Canada, 1906, 'The Deep Sea Fisheries Act':

And whereas new conditions require certain changes in the existing regulations in order to establish a better interpretation of the bounty system;

Therefore His Excellency the Governor General in Council is pleased to order that the regulations established by the order in council of the 10th December, 1897, under the provisions of the Bounty Act of 1891, 54-55 Victoria, chapter 42, shall be and the same are hereby rescinded and the following substituted therefor:—

1. Resident Canadian fishermen who have been engaged in deep-sea fishing in Canadian vessels or boats for fish other than shell-fish, salmon and shad, or fish taken in rivers or mouths of rivers, for at least three months, and have caught not less than 2,500 pounds of sea fish, shall be entitled to a bounty: provided always that no bounty shall be paid to men fishing in boats measuring less than 13 feet keel, and not more than 3 men (the owner included) will be allowed as claimants in boats under 20 feet.

2. No bounty shall be paid upon fish caught in trap-nets, pound-nets and weirs, nor upon the fish caught in gill-nets fished by persons who are pursuing other occupations than fishing, and who devote merely an hour or two daily to fishing these nets but are not, as fishermen, steadily engaged in fishing.

3. Only one claim will be allowed in each season, even though the claimant may have fished in two vessels, or in a vessel and a boat or in two boats.

4. The owners of boats measuring not less than 13 feet keel, whether propelled by oars, sails or other motive power, which have been engaged during a period of not less than three months in deep-sea fishing for fish other than shell-fish, salmon or

SESSIONAL PAPER No. 22

shad, or fish taken in rivers, or mouths of rivers, shall be entitled to a bounty on each such boat.

5. Canadian registered vessels, owned and fitted out in Canada, of 10 tons and upwards (up to 80 tons), by whatever means propelled, contained within themselves, which have been exclusively engaged during a period of not less than three months in the catch of sea-fish other than shell-fish, salmon or shad, or fish taken in rivers, or mouths of rivers, shall be entitled to a bounty to be calculated on the registered tonnage which shall be paid to the owner or owners.

6. Owners or masters of vessels intending to fish and claim bounty on their vessels must, before proceeding on a fishing voyage, procure a license from the nearest collector of customs or fishery overseer, said license to be attached to the claim when sent in for payment.

7. The date when a vessel's fishing operations shall be considered as having begun shall be the day upon which she sails from port on her fishing voyage, after the license has been procured, and the date upon which her fishing season shall end shall be the day upon which she arrives in port from her last fishing voyage prior to the 1st December. The three months during which a vessel must have been engaged in fishing, to be entitled to the bounty, shall not include such periods as she may have been lying in port, provided that not more than three days may be permitted for the sale, transfer or discharge of her cargo of fish and refitting.

8. Dates and localities of fishing must be stated in the claim, as well as the quantity and kinds of sea-fish caught.

9. Ages of men must be given. Boys under 14 years of age are not eligible as claimants.

10. Claims must be sworn to as true and correct in all their particulars.

11. Claims must be filed on or before the 30th November in each year.

12. Officers authorized to receive claims will supply the requisite blanks free of charge, and after certifying the same will transmit them to the Department of Marine and Fisheries.

13. No claim in which an error has been made by the claimant or claimants shall be amended after it has been signed and sworn to as correct.

14. Any person or persons detected making returns that are false or fraudulent in any particular may be debarred from any further participation in the bounty, and be liable to be prosecuted according to the utmost rigour of the law.

15. The amount of the bounty to be paid to fishermen and owners of boats and vessels will be fixed from time to time by the Governor in Council.

16. All vessels fishing under bounty license, are required to carry a distinguishing flag, which must be shown at all times during the fishing voyage at the main top-mast head. The flag must be four feet square in equal parts of red and white, joined diagonally from corner to corner. Any case of neglect to carry out this regulation reported to the Department of Marine and Fisheries will entail the loss of the bounty, unless satisfactory reasons are given for its non-compliance.

RODOLPHE BOUDREAU,

Clerk of the Privy Council.

AT THE GOVERNMENT HOUSE AT OTTAWA,

WEDNESDAY, the 22nd day of February, 1911.

PRESENT:

HIS EXCELLENCY THE GOVERNOR GENERAL IN COUNCIL.

His Excellency in Council, in virtue of the provisions of section 7 of chapter 46 of the Revised Statutes of Canada,—An Act to encourage the development of the Sea

3 GEORGE V., A. 1913

Fisheries and the building of Fishing Vessels,—is pleased to order and it is hereby ordered that section 5 of the regulations governing the payment of claims for Fishing Bounty be rescinded and the following substituted in lieu thereof:—

5. Canadian registered vessels, owned and fitted out in Canada, of ten tons and upwards (up to eighty tons), by whatever means propelled, contained within themselves, which have been exclusively engaged during a period of not less than three months in the catching of sea-fish, other than shell-fish, salmon or shad, or fish taken in rivers, or mouths of rivers, shall be entitled to a bounty to be calculated on the registered tonnage, which shall be paid to the owner, or owners: Provided that vessels known as 'Steam Trawlers,' operating 'Beam,' 'Otter,' or other such trawls, shall not be eligible for any such bounty.

RODOLPHE BOUDREAU,

Clerk of the Privy Council.

The bounty for the year 1911 was distributed on the basis authorized by the following order in council, approved by His Royal Highness the Governor General on the 27th January, 1912.

His Royal Highness the Governor General in Council is pleased to order, and it is hereby ordered that the sum of one hundred and sixty thousand dollars, payable under the provisions of chapter 46 of the Revised Statutes of Canada, 1906, intituled: 'An Act to encourage the development of the Sea Fisheries and the building of fishing vessels,' be distributed for the year 1911-1912 upon the following basis:—

Vessels: The owners of the vessels entitled to receive bounty, shall be paid one dollar (\$1) per registered ton, provided, however, that the payment to the owner of any one vessel shall not exceed the sum of eighty dollars (\$80), and all vessel fishermen entitled to receive bounty shall be paid the sum of seven dollars and fifteen cents (\$7.15) each.

Boats: Fishermen engaged in fishing in boats, who shall also have complied with the regulations entitling them to receive bounty, shall be paid the sum of four dollars and ten cents (\$4.10) each, and the owners of fishing boats shall be paid one dollar (\$1) per boat.

RODOLPHE BOUDREAU,

Clerk of the Privy Council.

There were received during the year 1911, 12,879 claims, an increase of 235 over 1910, while the number paid was 12,645, being 35 more than in the previous year.

The amount of bounty paid to vessels and their crews was \$67,503.15, and to boats and boat fishermen \$92,496.55, making the total payments during the year \$159,999.70.

Bounty was paid to 965 vessels, the aggregate tonnage being 23,800 tons, an increase of 89 vessels and 2,122 tons over the year 1910.

Bounty was also paid to 11,880 boats and 19,797 boat fishermen, a decrease of 54 boats and an increase of 36 men, as compared with 1910.

SESSIONAL PAPER No. 22

DETAILED STATEMENT of Fishing Bounty Claims received and paid during the year 1911

Province.	County.	Number of claims.			
		Received.	Rejected.	Held in abeyance.	Paid.
Nova Scotia.....	Annapolis.....	170		1	169
	Antigonish.....	129			129
	Cape Breton.....	496	4	5	487
	Cumberland.....	5			5
	Digby.....	431			431
	Guysborough.....	933			933
	Halifax.....	1,278	2		1,276
	Inverness.....	372			372
	Kings.....	56			56
	Lunenburg.....	804	1		803
	Pictou.....	65			65
	Queens.....	191			191
	Richmond.....	621		1	620
	Shelburne.....	625		1	624
Victoria.....	334	1		333	
Yarmouth.....	225			225	
	Totals.....	6,735	8	8	6,722
New Brunswick.....	Charlotte.....	427	1		426
	Gloucester.....	355	17		338
	Kent.....	39			39
	Northumberland.....	14			14
	Restigouche.....	2			2
	St. John.....	86			86
	Totals.....	923	18		905
Prince Edward Island.....	Kings.....	403		76	417
	Prince.....	414	1	47	366
	Queens.....	94			94
	Totals.....	1,001	1	123	877
Quebec.....	Bonaventure.....	813		28	845
	Gaspé.....	2,655	7	38	2,610
	Rimouski.....	62			62
	Saguenay.....	630		6	624
	Totals.....	4,250	7	72	4,141
	Grand totals.....	12,879	34	203	12,642

* Includes 3 claims held over from 1910.

3 GEORGE V., A. 1913

DETAILED STATEMENT of Fishing Bounties paid to Vessels in each County during the year 1911.

Province.	County.	Number of Vessels.	Tonnage.	Average Tonnage.	Number of Men.	Amount Paid.
						\$ cts.
Nova Scotia	Annapolis.....	9	277	30.78	66	748 90
	Antigonish.....	2	35	17.50	5	70 75
	Cape Breton.....	23	374	16.26	93	1,032 95
	Cumberland.....	1	20	20.00	2	34 30
	Digby.....	33	952	28.85	251	2,747 55
	Guysborough.....	65	977	15.03	280	2,979 00
	Halifax.....	70	1,540	20.53	401	4,407 15
	Hants.....					
	Inverness.....	34	438	12.88	168	1,630 20
	Kings.....					
	Lunenburg.....	180	10,410	57.83	2,408	27,626 20
	Pictou.....					
	Queens.....	7	87	12.43	29	294 35
	Richmond.....	38	930	24.47	217	2,481 55
	Shelburne.....	123	1,756	14.27	512	5,416 80
	Victoria.....	16	225	14.06	73	746 95
	Yarmouth.....	63	1,534	24.35	426	4,579 90
	Totals.....	664	19,555	29.45	4,931	54,811 55
New Brunswick	Charlotte.....	36	601	16.69	121	1,466 15
	Gloucester.....	199	2,571	12.92	824	8,463 05
	Kent.....	17	180	10.59	40	466 00
	Northumberland.....	12	127	10.58	32	357 80
	Restigonche.....					
	St. John.....	2	49	24.50	8	106 20
	Totals.....	266	3,528	13.26	1,025	10,859 20
Prince Edward Island	Kings.....	12	268	22.33	48	611 20
	Prince.....	6	134	22.33	30	348 50
	Queens.....	9	138	15.33	37	402 55
	Totals.....	27	540	20.00	115	1,362 25
Quebec	Bonaventure.....				2	14 30
	Gaspé.....	7	97	13.86	35	347 25
	Rimouski.....					
	Saguenay.....	1	80	80.00	4	108 60
	Totals.....	8	177	22.12	41	470 15
	Grand totals.....	965	23,800	24.66	6,112	67,503 15

SESSIONAL PAPER No. 22

DETAILED STATEMENT of Fishing Bounties paid to Boats in each County during the year 1911, showing also total amount paid to Vessels and Boats for the year.

Province.	County.	Number of Boats.	Number of Men.	Amount Paid.	Total Bounty Paid to Vessels and Boats in 1911.
					\$ cts.
Nova Scotia	Annapolis	160	260	1,226 40	1,975 30
	Antigonish	127	181	869 10	939 85
	Cape Breton	464	814	3,801 80	4,846 75
	Cumberland	7	12	57 20	91 50
	Digby	398	719	3,398 80	6,056 45
	Guysborough	868	1,366	6,468 60	9,447 60
	Halifax	1,296	1,669	8,049 70	12,456 85
	Hants				
	Inverness	338	597	2,785 70	4,424 90
	Kings	56	81	388 10	388 10
	Lunenburg	623	757	3,727 05	31,853 25
	Pictou	65	100	475 00	475 00
	Queens	184	326	1,520 60	1,814 95
	Richmond	582	943	4,448 30	6,929 85
	Shelburne	501	830	3,904 20	9,321 00
	Victoria	317	488	2,317 80	3,064 75
	Yarmouth	162	269	1,264 90	5,844 80
	Totals	6,058	9,403	44,613 35	99,424 90
New Brunswick	Charlotte	390	588	2,800 80	4,266 95
	Gloucester	139	316	1,434 60	9,897 65
	Kent	22	37	173 70	639 70
	Northumberland	2	4	18 40	376 20
	Restigouche	2	3	14 30	14 50
	St. John	84	100	494 00	600 20
	Totals	659	1,048	4,935 80	15,795 60
Prince Edward Island	Kings	405	600	2,805 00	3,476 20
	Prince	360	783	3,574 50	3,923 60
	Queens	85	191	868 10	1,270 65
	Totals	850	1,574	7,307 60	8,669 85
Quebec	Bonaventure	845	1,471	6,881 70	6,896 00
	Gaspé	2,603	5,082	23,239 20	23,586 45
	Rimouski	62	90	430 00	430 00
	Saguenay	623	1,089	5,088 90	5,197 50
	Totals	4,133	7,682	35,639 80	36,109 95
	Grand totals	11,680	19,707	92,496 55	159,999 70

GENERAL STATISTICS.

The fishing bounty was first paid in 1882.

The payments were made each year on the following basis:

- 1882, vessels \$2 per ton, one half to the owner and the other half to the crew; boats at the rate of \$5 per man, one-fifth to the owner and four-fifths to the men.
- 1883, vessels \$2 per ton, and boats \$2.50 per man, distributed as in 1882.
- 1884, vessels \$2 per ton as in 1882 and 1883.

Boats from 14 to 18 feet keel.....	\$1 00
" 18 to 25 " 	1 50
" 25 feet keel upwards.....	2 00
Boat fishermen.....	3 00

1885, 1886 and 1887, vessels \$2 per ton as in previous years. Boats measuring 13 feet keel having been admitted in 1885, the rates were:—Boats from 13 to 18 feet keel \$1; from 18 to 25 feet keel, \$1.50; from 25 feet keel upwards, \$2, and fishermen \$3 each.

1888, vessels \$1.50 per ton, one half each to owner and crew. Boats, the same as 1885, 1886 and 1887.

1889, 1890 and 1891, vessels \$1.50 per ton as in 1888. Boats \$1 each. Boat fishermen \$3.

1892, vessels \$3 per ton, one half each to owner and crew. Boats \$1 each. Boat fishermen \$3.

1893, vessels \$2.90 per ton, paid as formerly. Boats \$1 each. Boat fishermen \$3.

1894, vessels \$2.70 per ton, distributed as in previous years. Boats \$1 each. Boat fishermen \$3.

1895, vessels \$2.60 per ton, half each to owner and crew. Boats \$1 each. Boat fishermen \$3.

1896, vessels \$1 per ton, which was paid to the owners, and vessel fishermen \$5 each, clause No. 5 of the regulation having been amended accordingly. Boats \$1 each, and boat fishermen \$3.50 per man.

	Vessels,	Men,	Boats,	Men,
1897.....	\$1 00 per ton.	\$6 00 each.	\$1 00 each.	\$3 50 each.
1898.....	1 00 "	6 50 "	1 00 "	3 50 "
1899.....	1 00 "	7 00 "	1 00 "	3 50 "
1900.....	1 00 "	6 50 "	1 00 "	3 50 "
1901.....	1 00 "	7 00 "	1 00 "	3 50 "
1902.....	1 00 "	7 25 "	1 00 "	3 80 "
1903.....	1 00 "	7 30 "	1 00 "	3 90 "
1904.....	1 00 "	7 15 "	1 00 "	3 75 "
1905.....	1 00 "	7 10 "	1 00 "	3 65 "
1906.....	1 00 "	7 10 "	1 00 "	3 75 "
1907.....	1 00 "	7 40 "	1 00 "	4 00 "
1908.....	1 00 "	7 25 "	1 00 "	3 90 "
1909.....	1 00 "	7 50 "	1 00 "	4 25 "
1910.....	1 00 "	7 60 "	1 00 "	4 30 "
1911.....	1 00 "	7 15 "	1 00 "	4 10 "

Since 1882, 25,177 vessels, totalling a tonnage of 819,372 tons, have received the bounty. The total number of vessel fishermen who received bounty is 183,498, being an average of about 7 men per vessel.

The total number of boats to which bounty was paid since 1882 is 398,380, and the number of fishermen 714,722. Average number of men per boat about 2.

SESSIONAL PAPER No. 22

The highest bounty paid per head to vessel fishermen was \$21.75 in 1893; the lowest 83 cents, while the highest to boat fishermen was \$4.30, the lowest \$2.

COMPARATIVE STATEMENT by Provinces for the Year 1882 to 1911, inclusive, showing:
(1) Total number of fishing Bounty Claims received and paid by the Department of Marine and Fisheries.

Year.	Nova Scotia.		New Brunswick.		P. E. Island.		Quebec.		Totals.	
	Received.	Paid.	Received.	Paid.	Received.	Paid.	Received.	Paid.	Received.	Paid.
1882...	6,730	6,613	1,257	1,142	1,169	1,100	3,162	3,117	12,318	11,972
1883...	7,171	7,076	1,698	1,579	1,138	1,106	3,602	3,325	13,604	13,086
1884...	7,007	6,930	1,252	1,224	923	885	3,470	3,429	12,652	12,468
1885...	7,646	7,599	1,609	1,588	1,117	1,025	3,943	3,912	14,315	14,124
1886...	7,639	7,702	1,767	1,763	1,131	1,080	4,275	4,355	14,812	14,900
1887...	8,262	8,227	1,975	1,958	1,201	1,126	4,138	4,105	15,576	15,416
1888...	8,481	8,429	2,065	2,026	1,153	834	4,328	4,310	16,027	15,599
1889...	8,816	8,523	2,428	2,392	1,211	1,511	4,664	4,652	17,119	17,078
1890...	9,337	9,429	2,522	2,469	1,352	1,257	4,869	4,804	18,071	17,959
1891...	10,242	10,063	2,831	2,084	1,482	1,446	5,108	4,913	19,663	18,506
1892...	8,272	8,186	1,067	1,001	1,065	1,051	4,425	4,204	14,829	14,442
1893...	7,926	7,844	967	881	1,027	1,012	4,059	3,898	13,979	13,635
1894...	8,646	8,600	925	911	983	963	3,948	3,876	14,496	14,350
1895...	8,835	8,825	979	975	1,009	1,025	3,904	3,955	14,727	14,780
1896...	8,597	8,562	1,137	1,064	1,111	1,129	4,366	4,229	15,211	14,975
1897...	8,450	8,418	1,042	991	1,175	1,171	4,180	4,149	14,847	14,729
1898...	8,446	8,347	934	917	1,143	1,145	4,156	4,092	14,679	14,501
1899...	7,894	7,754	849	825	1,016	947	4,134	4,102	13,893	13,628
1900...	7,434	7,452	904	904	1,119	1,169	4,264	4,251	13,771	13,776
1901...	7,346	7,344	829	826	941	937	4,277	4,267	13,393	13,374
1902...	6,710	6,671	802	794	913	912	4,371	4,346	12,796	12,723
1903...	6,297	6,284	832	830	978	974	4,110	4,090	12,217	12,178
1904...	6,759	6,732	879	866	1,027	994	4,095	4,079	12,751	12,671
1905...	7,034	7,018	881	873	921	921	4,350	4,329	13,186	13,141
1906...	7,434	7,415	930	923	918	916	4,251	4,249	13,533	13,503
1907...	7,124	7,087	904	895	1,000	984	4,239	4,227	13,267	13,193
1908...	7,690	7,648	1,002	988	1,030	993	4,250	4,212	13,972	13,841
1909...	7,276	7,250	834	830	877	872	4,024	4,004	13,011	12,956
1910...	6,670	6,659	915	903	900	898	4,159	4,150	12,644	12,619
1911...	6,735	6,722	923	905	1,001	877	4,220	4,141	12,879	12,645
Totals.	232,941	231,409	37,934	36,327	32,031	31,251	125,332	123,772	428,238	422,759

(2) NUMBER of vessels, tonnage and number of men who received Bounty in each year.

Year.	Nova Scotia.			New Brunswick.			P. E. Island.			Quebec.			Total.		
	No. of Vessels.	Tonnage.	No. of Men.	No. of Vessels.	Tonnage.	No. of Men.	No. of Vessels.	Tonnage.	No. of Men.	No. of Vessels.	Tonnage.	No. of Men.	No. of Vessels.	Tonnage.	No. of Men.
1882....	588	22,841	5,343	120	2,171	531	15	389	74	63	2,210	538	786	27,611	6,486
1883....	700	29,788	6,238	126	2,102	496	16	450	66	62	2,236	443	904	34,576	7,243
1884....	700	29,828	6,327	139	2,289	560	16	582	92	56	1,965	382	911	34,664	7,361
1885....	629	27,709	5,897	128	2,120	496	19	597	113	55	1,791	317	831	32,217	6,823
1886....	562	25,375	5,022	145	2,628	520	32	1,071	215	52	1,730	320	791	30,804	6,077
1887....	566	24,520	4,900	154	2,889	563	38	1,677	338	54	1,883	334	812	30,969	6,135
1888....	589	26,008	5,450	150	2,545	544	37	1,245	249	51	1,842	388	827	31,640	6,631
1889....	597	27,123	5,684	153	2,590	565	35	1,274	239	48	1,729	330	833	32,716	6,818
1890....	540	23,955	4,935	133	2,129	447	32	1,002	293	34	1,182	220	739	28,268	5,805
1891....	527	22,780	4,618	124	2,051	411	27	778	155	27	924	168	705	26,533	5,352
1892....	507	22,279	4,611	108	1,683	343	30	983	139	23	803	159	668	25,748	5,252
1893....	536	23,195	4,780	210	2,922	634	27	910	151	32	952	179	805	27,979	5,744
1894....	602	24,735	5,077	238	3,189	721	21	594	114	38	1,066	178	899	29,584	6,090
1895....	603	25,018	5,184	238	3,107	764	27	769	129	39	1,262	173	907	30,156	6,250
1896....	553	23,415	4,607	250	3,337	800	23	656	114	36	1,143	144	862	28,551	5,665
1897....	507	21,323	4,829	239	3,079	816	20	490	109	24	833	116	790	25,725	5,870
1898....	505	20,868	4,840	239	3,155	859	24	561	125	16	524	77	784	25,108	5,901
1899....	519	22,538	5,323	238	3,131	885	15	373	76	17	497	78	789	26,539	6,362
1900....	525	22,474	5,352	234	2,969	890	29	737	153	14	459	76	802	26,639	6,471
1901....	508	21,469	5,158	242	3,229	872	23	541	115	13	366	69	786	25,605	6,214
1902....	505	21,248	5,126	249	3,293	972	28	630	135	13	350	51	795	25,521	6,284
1903....	546	21,992	5,173	259	3,454	971	36	765	169	10	290	48	851	26,501	6,361
1904....	552	21,285	5,040	257	3,429	981	30	594	126	15	382	73	854	25,690	6,220
1905....	620	21,240	5,238	264	3,600	1,035	28	587	125	10	259	56	922	25,686	6,454
1906....	644	20,908	4,891	273	3,753	1,066	32	732	147	8	139	33	957	24,632	6,137
1907....	612	17,041	4,178	265	3,720	1,010	41	916	178	9	154	34	927	21,831	5,400
1908....	616	17,804	4,364	269	3,672	1,034	34	643	140	6	87	25	925	22,206	5,563
1909....	591	16,180	3,919	247	3,344	935	30	572	113	6	99	26	874	20,195	4,993
1910....	588	17,567	4,294	249	3,321	976	31	612	117	8	178	37	876	21,678	5,424
1911....	664	19,555	4,931	266	3,528	1,025	27	540	115	8	177	41	965	23,800	6,112
Totals.	17,301	681,161	151,329	6,206	88,429	32,722	823	22,270	4,334	847	27,512	5,113	25,177	819,372	183,498

SESSIONAL PAPER No. 22

(3) NUMBER of Boats and Boat Fishermen who received Bounty in each year.

Year.	Nova Scotia.		New Brunswick.		Prince Edward Island.		Quebec.		Total.	
	No. of Boats.	No. of Men.	No. of Boats.	No. of Men.	No. of Boats.	No. of Men.	No. of Boats.	No. of Men.	No. of Boats.	No. of Men.
1882	6,043	12,130	1,024	2,530	1,087	3,070	3,071	5,716	11,225	23,446
1883	6,458	13,553	1,453	3,309	1,098	3,106	3,266	6,188	12,275	26,156
1884	6,257	12,660	1,086	2,565	869	2,346	3,344	6,416	11,556	23,936
1885	6,970	13,396	1,460	3,254	1,006	2,606	3,857	7,485	13,293	26,741
1886	7,140	13,351	1,618	3,567	1,048	2,547	4,303	7,981	14,109	27,446
1887	7,662	13,997	1,804	3,994	1,088	2,711	4,051	7,550	14,605	28,252
1888	7,840	14,115	1,876	4,148	797	2,141	4,259	7,852	14,772	28,256
1889	7,926	14,118	2,237	5,032	1,475	3,568	4,602	8,807	16,240	31,525
1890	8,886	15,738	2,324	5,242	1,192	3,024	4,766	9,241	17,168	33,245
1891	9,525	16,552	1,928	4,126	1,383	3,427	4,865	9,402	17,701	33,597
1892	7,679	12,307	893	1,765	1,021	2,047	4,181	7,693	13,774	23,812
1893	7,308	11,748	671	1,314	985	1,962	3,866	7,245	12,830	22,269
1894	7,956	12,899	661	1,281	911	1,813	3,821	7,139	13,351	23,132
1895	8,222	13,106	737	1,434	998	2,141	3,916	7,877	13,873	24,553
1896	8,008	12,454	814	1,553	1,095	2,126	4,189	7,688	14,106	23,821
1897	7,911	12,542	752	1,351	1,151	2,147	4,125	7,572	13,939	23,612
1898	7,872	12,433	678	1,237	1,121	2,199	4,076	7,627	13,747	23,501
1899	7,235	11,305	587	1,027	932	1,710	4,085	7,696	12,839	21,733
1900	6,927	10,645	670	1,184	1,110	2,198	4,237	8,004	12,974	22,031
1901	6,836	10,464	584	1,001	914	1,735	4,254	8,017	12,588	21,217
1902	6,166	9,442	545	966	884	1,633	4,333	8,180	11,923	20,226
1903	5,738	8,775	571	964	933	1,722	4,080	7,688	11,327	19,149
1904	6,180	9,556	609	1,082	964	1,792	4,064	7,648	11,817	20,073
1905	6,398	9,822	609	1,047	893	1,630	4,319	8,002	12,219	20,501
1906	6,771	10,138	650	1,139	884	1,648	4,241	7,946	12,546	20,871
1907	6,475	9,739	630	1,158	943	1,750	4,218	7,873	12,266	20,520
1908	7,032	10,685	719	1,365	959	1,810	4,206	7,899	12,916	21,669
1909	6,659	10,163	583	1,069	842	1,583	3,998	7,314	12,082	20,129
1910	6,071	9,353	654	1,195	867	1,672	4,142	7,451	11,734	19,671
1911	6,058	9,403	639	1,048	850	1,574	4,133	7,682	11,689	19,707
Totals	214,209	356,003	30,066	61,887	30,337	65,435	122,863	230,789	397,480	714,722

(4) TOTAL Number of Men who received Bounty in each year.

Year.	Nova Scotia.	New Brunswick.	P. E. Island.	Quebec.	Total.
	No. of Men.	No. of Men.	No. of Men.	No. of Men.	
1882.....	17,473	3,061	3,144	6,254	29,932
1883.....	19,791	3,805	3,172	6,631	33,399
1884.....	18,996	3,065	2,438	6,798	31,297
1885.....	19,293	3,750	2,719	7,802	33,564
1886.....	18,373	4,087	2,762	8,301	33,523
1887.....	18,897	4,557	3,049	7,884	34,387
1888.....	19,565	4,692	2,390	8,240	34,887
1889.....	19,802	5,597	3,807	9,137	38,343
1890.....	20,673	5,689	3,227	9,461	39,050
1891.....	21,170	4,537	3,582	9,570	38,859
1892.....	16,918	2,108	2,186	7,852	29,064
1893.....	16,528	1,948	2,113	7,424	28,013
1894.....	17,976	2,002	1,927	7,317	29,222
1895.....	18,290	2,198	2,270	8,050	30,808
1896.....	17,061	2,353	2,240	7,832	29,486
1897.....	17,371	2,167	2,256	7,688	29,482
1898.....	17,278	2,096	2,324	7,704	29,402
1899.....	16,628	1,912	1,786	7,774	28,100
1900.....	15,997	2,074	2,351	8,080	28,502
1901.....	15,622	1,873	1,850	8,086	27,431
1902.....	14,568	1,938	1,773	8,231	26,510
1903.....	13,948	1,935	1,891	7,736	25,510
1904.....	14,596	2,063	1,918	7,721	26,298
1905.....	15,060	2,082	1,755	8,058	26,955
1906.....	15,029	2,205	1,795	7,979	27,008
1907.....	13,917	2,168	1,928	7,907	25,920
1908.....	15,049	2,399	1,950	7,834	27,232
1909.....	14,082	2,004	1,696	7,340	25,122
1910.....	13,547	2,171	1,789	7,488	25,095
1911.....	14,334	2,073	1,689	7,723	25,819
Totals.....	507,832	84,609	69,777	235,992	898,220

SESSIONAL PAPER No. 22

(5) TOTAL annual payments of fishing Bounty.

YEAR.	Nova Scotia.		New Brunswick		P. E. Island.		Quebec.		Total.	
	\$	cts.	\$	cts.	\$	cts.	\$	cts.	\$	cts.
1882.....	100,098	72	16,997	00	16,137	00	33,052	75	172,285	47
1883.....	89,432	50	12,395	20	8,577	14	19,940	01	130,344	85
1884.....	104,934	09	13,576	00	9,203	96	28,004	93	155,718	98
1885.....	103,999	73	15,908	25	10,166	65	31,464	76	161,539	39
1886.....	98,789	54	17,894	57	10,935	87	33,283	01	160,963	59
1887.....	99,622	03	19,690	65	12,528	51	31,997	73	163,757	92
1888.....	89,778	90	18,454	92	9,092	96	32,858	75	150,185	53
1889.....	99,142	51	21,026	79	13,994	53	33,362	71	158,526	54
1890.....	91,233	64	21,108	33	11,686	32	34,210	72	158,241	01
1891.....	92,377	42	17,235	96	12,771	30	34,567	17	156,891	85
1892.....	100,410	39	10,864	61	9,782	79	29,694	35	159,752	14
1893.....	108,060	67	12,524	09	9,828	62	28,320	72	158,234	19
1894.....	111,469	03	12,690	80	7,875	79	28,040	18	160,066	80
1895.....	110,765	27	12,919	32	9,285	13	30,598	27	163,567	99
1896.....	98,048	95	13,602	88	9,745	50	32,992	44	154,389	77
1897.....	102,083	50	13,454	50	9,869	00	32,157	00	157,504	00
1898.....	103,730	00	13,746	00	10,188	00	31,793	00	159,459	00
1899.....	106,598	50	13,514	50	7,822	00	32,065	00	160,000	00
1900.....	101,448	00	13,562	50	10,589	00	33,203	00	158,802	50
1901.....	101,024	50	13,420	50	8,335	50	33,161	50	155,942	00
1902.....	100,455	70	14,555	80	8,716	55	36,125	45	159,853	50
1903.....	99,714	15	14,872	75	9,652	50	34,704	30	158,943	70
1904.....	99,286	44	15,110	80	9,179	35	33,651	65	157,228	24
1905.....	100,664	35	15,379	50	8,317	20	34,185	60	158,546	65
1906.....	99,518	80	16,247	55	8,839	40	34,410	00	159,015	75
1907.....	93,381	70	16,454	50	10,175	95	36,162	35	156,114	50
1908.....	98,156	20	17,203	75	9,708	90	34,931	05	159,999	90
1909.....	95,413	60	15,489	15	8,973	85	35,354	25	155,221	85
1910.....	96,468	20	16,531	05	9,557	80	36,609	70	159,166	75
1911.....	99,424	90	15,795	00	8,669	85	36,109	95	159,999	70
Totals.....	3,001,524	93	462,227	22	299,646	92	976,804	90	4,740,203	97

LIST of Vessels which received Fishing Bounty for the Year 1911-12.

PROVINCE OF NOVA SCOTIA.

ANNAPOLIS COUNTY.

Official Number.	Name of Vessel.	Port of Registry.	Tonnage.	Name of Owner or Managing Owner.	Residence.	No. of Crew paid.	Amount of Bounty paid.
							\$ cts.
121818	Albert J. Lutz....	Digby.....	95	Jno. D. Apt.....	Port Wade.....	24	251 60
94698	Carrie H.....	St. John.....	20	Norman McGrath....	".....	5	55 75
116891	Claude B. Daley..	Barrington.....	25	Jno. W. Snow.....	Port George.....	4	53 60
88276	Falcon.....	St. Andrews....	12	Herbert Clayton....	Parker's Cove....	7	62 05
77740	Elmer.....	Digby.....	15	Jno. W. Snow.....	Port George.....	5	15 00
107342	Harry C. Ellis....	Yarmouth.....	16	W. G. Longmire....	Hillsburn.....	5	51 75
126873	Myrtle L.....	Digby.....	47	Arthur Longmire....	".....	14	147 10
77969	Wave Queen....	St. Andrews....	11	Thos. Milner.....	Parker's Cove....	3	32 45
121812	Wilfred L. Snow..	Digby.....	51	Herbert Johnson....	Port Wade.....	4	79 60

ANTIGONISH COUNTY.

103542	Emma Brow.....	Halifax.....	17	John Brow.....	Hbr. au Bouche..	2	31 30
111798	Marie C.....	Pt. Hawkesbury	18	John Munroe.....	Auld's Cove....	3	39 45

CAPE BRETON COUNTY.

112376	Agnes.....	Arichat.....	15	Wm. Martell.....	Main-à-Dieu.....	3	36 45
100846	Albatross.....	Lunenburg.....	26	John Arsenaault....	Alder Point.....	6	68 90
112388	Annie Amelia....	Sydney.....	13	George Perham.....	North Sydney... 3	3	34 45
100389	Annie F.....	".....	13	John Farrell.....	Main-à-Dieu.....	3	34 45
103858	B. & B. Holland..	Halifax.....	26	Jno. Stacey.....	Glance Bay.....	7	76 05
100372	Betsy Jane.....	Sydney.....	11	Jas. Moore.....	Little Bras d'Or.. 3	3	32 45
112380	Florence M.....	Arichat.....	25	Gordon Stevens....	Glance Bay.....	5	60 75
116883	Grayling.....	".....	25	Geo. Herridge.....	North Sydney... 3	3	46 45
117049	H. C. Phillips....	Barrington.....	11	Robt. D. Nutter....	Big Glance Bay.. 5	5	46 75
122186	M. O'Toole.....	Arichat.....	32	Vincent O'Toole....	Louisburg.....	6	74 90
126568	M. E. Wherry....	Sydney.....	14	Daniel Landry.....	Little Bras d'Or.. 3	3	35 45
116919	Madeline.....	Liverpool.....	16	Geo. H. Hackett....	North Sydney... 1	1	23 15
126569	Madona May.....	Sydney.....	16	James Bonner.....	Glance Bay.....	3	37 45
107999	Maud S.....	Canso.....	12	Jacob Rogers.....	North Sydney... 3	3	33 45
117144	Mary E. Faulkner	Halifax.....	14	Angus Munroe.....	".....	4	42 60
122117	Millie.....	Sydney.....	13	Jos. Detchevy, Sr..	".....	5	48 75
107375	Minnie B.....	".....	10	Malcolm Prince....	Glance Bay.....	4	38 60
130832	Napanea.....	Arichat.....	10	James Cann.....	Gabarous.....	5	45 75
111799	Rosie G.....	Pt. Hawkesbury	16	John Gallant.....	Lit. Lorraine.... 4	4	44 60
111902	St. Thomas.....	Arichat.....	10	Henry Kelly.....	Lingan.....	4	38 60
112386	Shamrock.....	Sydney.....	11	Andrew Cann.....	North Sydney... 4	4	39 60
122184	Two Brothers....	Arichat.....	19	Patrick Campbell..	Main-à-Dieu.....	6	61 90
130470	Zoa H.....	Lunenburg.....	16	Robt. Fudge.....	North Sydney... 3	3	37 45

CUMBERLAND COUNTY.

116687	Myrtle Mack.....	Richibucto....	20	Jno. D. McLeod....	Tidnish.....	2	34 30
--------	------------------	----------------	----	--------------------	--------------	---	-------

SESSIONAL PAPER No. 22

List of Vessels which received Fishing Bounty, &c.—Nova Scotia—*Continued.*

DIGBY COUNTY.

Official Number.	Name of Vessel.	Port of Registry	Tonnage.	Name of Owner or Managing Owner.	Residence.	No. of Crew paid.	Amount of Bounty paid.
107476	Addie B.	Digby	13	Sinclair Cann.	Westport	6	\$ 55 90.
107807	America	St. John	16	H. P. Denton	"	5	51 75
112102	Ariadne	"	48	Delma Outhouse	Tiverton	13	140 95
107603	Augusta Evelyn	"	31	Horace Thurber	Freeport	10	102 50
103128	Britannia	St. Andrews	22	Geo. B. Cossaboom	Digby	4	50 60
111847	Burque Brothers	Weymouth	10	Fred. Titus	Meteghan	5	45 75
116652	Champion	Yarmouth	29	Chas. F. Titus	Westport	8	86 26
121820	Clare Lass	Digby	13	Basile F. Leblanc	Concession	4	41 60
74331	Condor	Yarmouth	11	Innocent Comeau	"	1	18 15
116236	Cora May	Digby	64	Chas. E. Finigan	Freeport	15	171 25
103181	Curlew	"	63	Geo. Denton	Westport	13	155 95
126874	Dorothy M. Smart	"	94	Mar. Fish Corp., Ltd.	Digby	25	238 75
103066	Eddie J.	"	23	Willard Outhouse	Tiverton	2	37 30
116446	Emerson Faye	"	47	Edwin Hains	Freeport	19	118 50
107604	Emma D.	Weymouth	20	Frank S. Doucette	Mavillette	5	55 75
122097	George L.	Yarmouth	13	John J. Leblanc	Salmon River	4	41 60
111688	Hazelwood	Shelburne	29	Alb. J. Thurber	Freeport	10	106 50
111530	Island Girl	Digby	10	Esrom Thurber	"	4	38 60
111838	Lavinia D.	"	21	James Doucette	Mavillette	6	63 90
122571	Lita C.	Yarmouth	13	Benj. Doucette	"	3	34 15
121816	Loren B. Snow	Digby	85	Jos. E. Snow	Digby	18	208 70
116237	Maple Leaf	"	10	A. R. Bailey	Westport	3	31 45
111896	May Queen	Weymouth	15	Moses Thibodeau	Church Point	3	36 45
116232	Nettie M.	Digby	12	Wm. McDormand	Westport	5	47 75
116660	Nora	Yarmouth	11	Philemon Doucette	Mavillette	4	39 60
111835	Roxana	Digby	11	Wm. Gower	Westport	3	32 45
111840	Sparrow	"	28	Moses Theriault	Meteghan	3	49 45
121814	Surge	"	17	Jos. D. White	Gilbert's Cove	3	38 45
106609	Swan	"	56	Edwin Hains	Freeport	13	148 95
103179	Trilby	"	31	Frank Lent	"	10	102 50
94694	Utah and Eunice	"	33	Milton Hains	"	10	104 50
122049	Waldo R.	St. Andrews	47	Jos. O. Robichaud	Meteghan Centre	4	75 60
126801	Wilfred D.	Yarmouth	25	Raymond J. Deveau	Mavillette	4	53 60

GUYSBORO COUNTY.

121700	Agnes E	Yarmouth	10	Edward Conway	White Head	4	38 60
122302	Albata	Lunenburg	20	F. H. Hawes	Canso	5	55 75
107992	Alice J. Davis	Canso	20	Edward Hearn	"	4	48 60
111422	Annie B.	Halifax	26	Benj. Boudrot	Port Felix	3	47 45
116344	Annie B. M.	Arichat	18	Thomas Fanning	Canso	4	46 60
122185	Beatrice	"	11	Geo. Hendsbee	Half Isld Cove	3	32 45
112016	Blanche	Canso	13	Mark Richard	Charlo's Cove	4	41 60
112375	C. G. Munroe	Arichat	14	Vincent Richard	"	3	35 45
117060	Dorothy Aleta	Canso	11	Daniel Pitts	"	6	53 90
126112	Dorothy G.	Lunenburg	17	Claude Rhynold	Canso	5	52 75
117054	Emma Jane	Canso	16	John L. George	White Head	6	58 90
122010	Ena T.	Lunenburg	17	Robert Mosher	Canso	4	45 60
116347	Ethel	Arichat	11	James Sinclair	"	3	32 45
117093	Florence D.	"	11	Wilbur Myers	Cook's Cove	3	32 45
107993	Florence May	Canso	11	John Kennedy Sr	Canso	4	39 60
112373	Flying Cloud	Arichat	13	Simon Mannett	Larry's River	3	34 45
117059	Fortuna	Canso	14	John Cousins	Canso	5	49 75
107996	Green Linnet	"	12	Thomas Boudreau	Dover	6	54 90
110815	Happy Home	Barrington	10	Alnon Munroe	White Head	3	31 45
122430	Hattie Maud	Halifax	16	John J. Berrigan	Canso	7	66 05
117091	Hazel Maud	Arichat	10	James A. Rhynold	Dover	3	31 45
126294	Horman Lee	Canso	17	Edward Kavanagh	Canso	4	45 60
103470	Ida M. Burke	Arichat	16	Joseph Fougere	Larry's River	5	51 75
126292	Irbessa	Canso	17	Jeffrey Sampson	Dover	5	52 75

List of Vessels which received Fishing Bounty, &c.—Nova Scotia—Continued.

GUYSBORO COUNTY—Concluded

Official Number.	Name of Vessel.	Port of Registry	Tonnage.	Name of Owner or Managing Owner.	Residence.	No. of Crew paid.	Amount of Bounty paid.
							¢ cts.
112374	J. B. Saint.....	Arichat.....	18	Samuel Snow.....	White Head.....	5	53 75
116747	Jessie W.....	Halifax.....	12	Jacob Manuel, Jr....	Canso.....	4	40 60
116513	Laurie H.....	Lunenburg.....	16	Alonzo D. Feltmate....	".....	6	58 90
111910	Lizzie J. Greenleaf	Arichat.....	11	Jos. H. Richard.....	Charlo's Cove....	5	46 75
117097	Lizzie May.....	".....	12	Benj. L. Pelrine.....	Larry's River....	4	40 60
117100	Louisa Ellen.....	".....	11	Edgar Munroe.....	White Head.....	2	25 30
117094	Maggie Alice.....	".....	11	John D. Cashin.....	Port Felix.....	4	32 45
117056	Margaret.....	Canso.....	16	George Matthews.....	Canso.....	4	44 60
126291	Margaret Kath- leen.....	".....	16	John Boudreau.....	Dover.....	5	51 75
111909	Margaret May.....	Arichat.....	12	Stephen C. Richard....	Charlo's-Cove....	5	47 75
112371	Mary A.....	".....	11	Jos. O. Peitzsch.....	Canso.....	3	32 45
111475	Mary Matilda....	".....	15	Frederick Pelrine....	Larry's-River....	3	36 45
112379	Mary S.....	".....	18	Charles Richard.....	Dover.....	3	53 75
126295	Mary W. Catherine	Canso.....	13	William Pelrine, Jr..	Port Felix.....	5	48 75
107757	Mayflower.....	Charlottetown..	18	Jas. Lumsden.....	Canso.....	6	60 90
116736	Milo.....	Halifax.....	23	C. F. Andrews.....	Isaac's Harbour..	3	44 45
100450	Minto.....	Canso.....	18	Henry A. Richard....	Charlo's Cove....	7	68 05
103547	Morning Glory....	Halifax.....	11	B. & G. Jost.....	Gnysboro.....	2	32 45
126296	Murray R. Munroe	Canso.....	21	Thurlo Munroe.....	White Head.....	3	42 45
126663	Nellie J. Banks...	Shelburne.....	35	A. M. Banks.....	Halifax.....	5	70 75
112024	Reta S.....	Canso.....	13	William Shrader.....	Canso.....	3	34 45
112372	River Swan.....	Arichat.....	11	George Harnish.....	Dover.....	4	39 60
108000	St. Patrick.....	".....	18	Geo. L. Avery.....	Larry's-River....	6	60 90
107318	St. Stephen.....	Halifax.....	19	C. W. McKenzie.....	Canso.....	5	54 75
100255	Seaflee.....	".....	12	Edward Munroe.....	Lr. White Head..	2	26 30
126472	Shiloh.....	".....	23	Chas. A. Mosher.....	Canso.....	6	65 90
111413	Sigdrifa.....	Lunenburg.....	13	William Dort.....	Cole Harbour....	4	41 60
112023	Silver Bell.....	Canso.....	14	Edw. B. Pelrine.....	Larry's River....	3	35 45
116884	Silver Swan.....	Arichat.....	20	Chas. H. Richard....	Charlo's-Cove....	6	62 90
112025	Squanto.....	Halifax.....	13	Freeman Casey.....	".....	5	48 75
116885	T. Lilly.....	Arichat.....	10	Levi Ehler.....	Queensport.....	3	31 45
117055	Thelma.....	Canso.....	15	Alex. M. Roberts....	Canso.....	5	50 75
116532	Togo.....	Lunenburg.....	14	Wm. Peitzsch.....	White Head.....	5	49 75
130353	True Darling....	Arichat.....	18	Jno. Belfountain....	Port Felix.....	5	53 75
107994	True Love.....	Canso.....	10	David Walsh.....	Canso.....	1	17 15
117057	Utowana.....	".....	15	Frank C. Lohmes....	".....	5	50 75
130351	Vennie May.....	Arichat.....	17	Thos. L. Richard....	Charlo's-Cove....	4	45 60
116887	Wenona.....	".....	10	Wesley Munroe.....	White Head.....	5	45 75
126293	Winnie May.....	Canso.....	10	Geo. C. Jamieson....	Cole Harbour....	5	45 75
130721	Winnifred Marr..	Lunenburg.....	17	Martin Meagher.....	Canso.....	1	17 00
122000	Zoraya.....	".....	16	Louden Munroe.....	White Head.....	3	37 45

HALIFAX COUNTY.

116256	Adelaide.....	Lunenburg.....	13	J. Francis Gray.....	Pennant.....	3	34 45
130578	Alice M. C.....	".....	12	Herman Covey.....	Indian Harbour..	4	40 60
122422	Annie G. W.....	".....	17	Edward Markie.....	Sober Island....	4	45 60
126380	Annie Hilton.....	Halifax.....	10	John May, sr., et al.	Owls Head.....	5	45 75
126905	Arthur W.....	".....	33	Edw. F. Williams....	Dartmouth.....	1	33 00
126131	Atheling.....	".....	63	Arthur Webber.....	Oyster Pond....	9	127 35
126106	Bonnie B.....	Lunenburg.....	19	Richard Fleming.....	Ketch Harbour..	7	69 05
126033	D. C. Mulhall....	Halifax.....	42	George Pelham.....	Herring Cove....	15	149 25
130567	Denton S.....	Lunenburg.....	11	Chas. Scott.....	Indian Harbour..	2	25 30
111428	Duchess.....	Halifax.....	12	James Morash.....	West Dover.....	3	33 45
126911	Edna H.....	".....	17	Mahlon Hattie.....	Terence Bay....	8	74 20
116512	Effie May.....	Lunenburg.....	49	Wm. J. Nauss.....	Dartmouth.....	5	84 75
130568	Ella M. Young....	".....	12	Maynard Young....	West Dover.....	3	33 45
122424	Ella May.....	Halifax.....	57	Ainsley Hubley.....	Boutlier's Cove..	12	142 80

SESSIONAL PAPER No. 22

LIST of Vessels which received Fishing Bounty, &c.—Nova Scotia—Continued.

HALIFAX COUNTY—Concluded.

Official Number.	Name of Vessel.	Port of Registry.	Tonnage.	Name of Owner or Managing Owner.	Residence.	No. of Crew paid.	Amount of Bounty paid.
							\$ cts.
90726	Eilen Maud	Halifax	16	Richard Drew	Terence Bay	3	37 45
111434	Ermynthrude	"	36	F. J. Darrach	Herring Cove	11	114 65
130565	Ethel M. G.	Lunenburg	11	Arthur Jonson	Indian Harbour	3	32 45
117141	Etha May	Halifax	11	George Johnson	West Dover	3	32 45
126480	Eva M. D.	"	39	Edward B. Dempsey	Herring Cove	8	96 20
100247	Fairy Queen	"	11	Geo. H. Nickerson	Pennant	4	39 60
116299	Flora M. J.	"	78	Joh Julien <i>et al.</i>	Grand Desert	18	206 70
116531	Florence B. W.	"	24	David Duggan	East Dover	5	59 75
100259	Florence G.	"	15	Caleb Gray	Sambro	3	36 45
111432	Gladys Elena	"	16	Chas. W. Twobig	Pennant	4	41 60
126817	Gladys G. Hart	"	27	James L. Hart	Sambro	8	84 20
116731	Grand Desert	"	65	Martin Julien <i>et al.</i>	Grand Desert	18	193 70
116287	Handy Andy	"	15	John P. Westhaver	Sober Island	4	43 60
112129	Hattie	Lunenburg	12	Raymond Beck	East Dover	5	47 75
90647	Hattie Emeline	Yarmouth	11	James Reno	Herring Cove	6	53 90
126374	Hazel Levy	Halifax	14	Cyrus Levy	Owls Head	3	35 45
116740	Hilda M. Horton	"	29	James Westhaver	Sober Island	5	64 75
126373	Ideal	"	16	Charles Schnare	Pennant	5	51 75
130564	James L.	Lunenburg	32	Herbert Little	Terence Bay	8	89 20
121934	Jeannie & Annie	Halifax	16	Reuben Hutt	Owls Head	4	44 60
126825	Joseph Earle	Lunenburg	29	Alex. Slaunwhite	Terence Bay	8	86 20
126136	Kathleen W.	Halifax	22	Robt. J. Slaunwhite	"	9	86 35
126915	Lola B.	"	10	C. W. Boutillier	Spry Bay	3	31 45
117098	Lottie M. Beatrice	Arichat	17	M. J. Connors	East Dover	3	38 45
126132	Lottie V. M.	Halifax	10	Isaac Morash	West Dover	3	31 45
107605	Mabel M.	Weymouth	20	Herbert Martin	Sheet Harbour	5	55 75
116733	Maggie May	Halifax	17	Alfred Callaghan	Halifax	4	45 60
126916	Matton R.	"	22	David Richardson	West Ship Harb.	4	50 60
85664	Mary E.	"	14	Ira Baker	West Dover	3	35 45
100227	May	"	10	Richard Drew	Terence Bay	5	45 75
116739	Minnie M. Dora	"	14	John Beaver	Spry Bay	3	35 45
111536	Minnie May	Lunenburg	29	Howard Boutillier	French Village	5	64 75
116282	Monica A. Thomas	Halifax	46	Chas. H. Thomas	Herring Cove	13	138 95
103175	Myrtle	"	10	T. A. Henneberry	Devil's Island	4	38 60
103539	Neva	"	11	Hiram Marryatt	Pennant	3	32 45
126135	Nina S.	"	19	Jeremiah Slaunwhite	Terence Bay	5	54 75
107317	Pearl	"	31	Louis Murphy	East Ship Harbour	3	51 45
116745	Perseverance	"	12	F. A. Boutillier	Indian Harbour	4	40 60
130563	Perchoe M.	Lunenburg	12	David Morash	West Dover	3	33 45
116749	Reliance	Halifax	14	James Howard	Terence Bay	7	64 05
96806	Rising Sun	"	28	Richard Christian	Upper Prospect	6	70 90
126823	Rosie L.	Lunenburg	20	George Little	Terence Bay	4	48 60
103464	St. Patrick	Halifax	27	Howard Jennex	East Jeddore	8	84 20
122307	Sadie H.	Lunenburg	17	Chas. Beaver	Harrigan Cove	6	59 90
122317	Stanley Hubley	"	18	Leander Hubley	Indian Harbour	5	53 75
116750	Stella R.	Halifax	13	Albert Power	Mushaboom	2	27 30
111438	Theresa M. Gray	"	30	Angus Gray	Pennant	10	101 50
96961	Tivoli	"	24	Hibbert Garrison	Igramport	4	52 60
112114	Tribune	"	22	Norman Hubley	Seabright	7	72 05
122429	Uncas	"	11	Mark L. Nickerson	Sambro	4	39 60
117142	Valkyria	"	13	Harvey Covey	Indian Harbour	5	48 75
130686	Vera May	Lunenburg	22	Frank M. Butcher	Halifax	3	43 45
126912	Viola G. Hartlin	Halifax	25	Peter Hartlin <i>et al.</i>	East Jeddore	8	82 20
126917	Violet C.	"	14	James H. Smith	Sambro	3	35 45
130566	Violet F.	Lunenburg	12	Wellesley Frederick	Indian Harbour	3	33 45
126478	Willetta	Halifax	15	Joseph Gray	Sambro	8	72 20

LIST of Vessels which received Fishing Bounty, &c.—Nova Scotia—Continued.

INVERNESS COUNTY.

Official Number.	Name of Vessel.	Port Registry.	Tonnage.	Name of Owner or Managing Owner.	Residence.	No. of Crew paid.	Amount of Bounty paid.
							¢ cts.
96778	Campania.....	Pt. Hawkesbury	11	Robin, Jones & Whitman.....	Eastern Hbr.....	4	39 60
103313	Catherine.....	"	10	"	"	4	38 60
126575	Cheticamp.....	"	10	Leonie Chiasson et al.	"	4	38 60
103325	Elizabeth Ann.....	"	11	David Bourgeois.....	Plateau.....	4	39 60
96774	Florence.....	"	11	Simon Bellefontaine..	Eastern Hbr.....	5	46 75
103374	Flying Star.....	"	11	"	"	4	39 60
126573	Great Dipper.....	"	10	David R. Doucet.....	Grand Etang.....	5	45 75
126577	Gros Ours.....	"	14	Enilien LeBlanc.....	"	5	49 75
126579	Hattie L. B.....	"	12	Mederick LeBlanc.....	Little River.....	5	47 75
126578	Hemepin.....	"	12	Joseph M. Cormier.....	Grand Etang.....	5	47 75
126101	Lantana.....	Lunenburg.....	17	J. Foster Rod.....	Halifax.....	3	38 45
103316	Laura.....	Pt. Hawkesbury	10	Robin, Jones & Whitman.....	Eastern Hbr.....	4	38 60
116203	Laurel.....	Halifax.....	16	Camille LeBlanc.....	Friar's Head.....	5	51 75
126574	Laurent Aucoin.....	Pt. Hawkesbury	10	Louis Aucoin.....	Point Cross.....	5	45 75
103315	Lillie.....	"	12	Magloire Poirier.....	Plateau.....	4	40 60
96775	Louise.....	"	11	Simon Bellefontaine..	Eastern-Hbr.....	4	39 60
103330	Lucy.....	"	11	Robin, Jones & Whitman.....	"	4	39 60
126576	M. C. G. Boudreau.	"	22	Chas. G. Boudreau.....	"	10	93 50
96779	Majestic.....	"	12	Robin, Jones & Whitman.....	"	4	40 60
96771	Marie.....	"	10	"	"	5	45 75
96777	Marie Joseph.....	"	11	"	"	4	39 60
103314	Mary.....	"	10	Wm. R. Doucet.....	Point Cross.....	5	45 75
69125	May Flower.....	"	20	Hyacinthe Chiasson..	Little River.....	5	55 75
111797	Mermaid.....	"	13	Thomas Harris.....	Plateau.....	4	41 60
103326	Mizpah.....	"	10	Thomas LeBrun.....	Grand Etang.....	5	45 75
126588	Paul V.....	"	14	Paul V. Boudrot.....	Plateau.....	5	49 75
126572	Roy Penny.....	"	26	Hugh J. McNeil.....	Port Hood.....	7	76 05
111792	Saint Aubin.....	"	15	Robin, Jones & Whitman.....	Eastern Hbr.....	4	43 60
103329	Saint Helier.....	"	12	"	"	4	40 60
111800	Tallahassee.....	"	12	Simon Bellefontaine..	"	5	47 75
96773	Virgin.....	"	10	Robin, Jones & Whitman.....	"	5	45 75
111793	Walla Walla.....	"	11	Simon Bellefontaine..	"	5	46 75
126571	Warbler.....	"	16	Robin, Jones & Whitman.....	"	4	38 60
96776	Willie B.....	"	21	Simon Bellefontaine..	"	7	71 05

LUNENBURG COUNTY.

130466	A. G. Eisnor.....	Lunenburg.....	93	Willis Ernst.....	Mahone Bay.....	18	208 70
130375	A. L. Conrad.....	"	11	Albert Conrad.....	Rose Bay.....	3	32 45
112126	Acadia.....	"	91	Alexander Knickle.....	Lunenburg.....	17	201 55
111641	Aguadilla.....	"	100	Harris Conrad.....	Vogler's Cove.....	23	244 45
126812	Adana C.....	"	17	Benjamin Cleveland..	Bayswater.....	4	45 60
112115	Aldine.....	"	99	Robt. D. Parks.....	Park's Creek.....	18	208 70
112107	Alexandra.....	"	93	Freeman Anderson.....	Lunenburg.....	17	201 55
111647	Alhambra.....	"	90	William Gilfoy.....	"	17	201 55
111738	Alice Gertrude.....	"	81	John B. Young.....	"	18	208 70
130475	Alma M.....	"	16	Henry Miller.....	Eastern Points... 3	37 45	
112105	Alma Nelson.....	"	99	David Backman.....	Rose Bay.....	20	223 00
112101	Ambition.....	"	100	G. Alvin Himmelman..	Riverport.....	19	215 85
116522	Anita.....	"	16	William Cleversey.....	Pleasantville.....	5	51 75
126585	Annie L. Spindler	"	95	Zwicker & Co., Ltd..	Lunenburg.....	20	223 00
111137	Annie M. W.....	"	98	James F. Risser.....	Riverport.....	18	208 70
126117	Arginia.....	"	99	J. E. Backman.....	"	18	208 70

SESSIONAL PAPER No. 22

List of Vessels which received Fishing Bounty, &c.—Nova Scotia—Continued.

LUNENBURG COUNTY—Continued.

Official Number.	Name of Vessel.	Port of Registry.	Tonnage.	Name of Owner or Managing Owner.	Residence.	No. of Crew paid.	Amount of Bounty paid.	& cts.
130463	Art'san	Lunenburg	98	Wm. Arenburg	Lunenburg	19	215	85
126587	Assurance	"	99	Wm. C. Smith	"	20	223	00
116498	Beatrice S. Mack	"	99	"	"	18	208	70
126839	Benevolence	"	99	J. F. Creaser	LaHave	20	223	00
130468	Benjamin C. Smith	"	100	Wm. C. Smith	Lunenburg	19	215	85
130679	Bessie A. P.	"	11	Manuel Publicover	Blandford	3	32	45
130726	Boulah W.	"	11	Chas. Wilson	Tancook	3	32	45
111734	Blake	"	99	J. N. Rafuse	Conquerall Bank	29	223	00
116855	Blanche	"	12	John Spindler	Rose Bay	3	33	45
130571	Brenda C.	"	11	Ernest Covey	Tancook	3	32	45
126893	Burnett C.	"	105	A. V. Conrad	Park's Creek	18	208	70
130680	C. A. Watters	"	11	Chas. R. Watters	M. LaHave	2	25	30
130574	C. L. Miller	"	10	Harvey Boutiller	Nrth West Cove	12	24	30
111732	Calavera	"	99	Zwicker & Co., Ltd.	Lunenburg	17	201	55
112128	Campania	"	90	Thos. Romkey	Riverport	18	208	70
126119	Carrie L. Hirtle	"	99	Wm. C. Smith	Lunenburg	19	215	85
121999	Cavalier	"	13	Kenneth Cleveland	Blandford	5	48	75
126586	Cecil L. Beck	"	93	Wm. C. Smith	Lunenburg	18	208	70
122315	Clintonia	"	97	"	"	19	215	85
111702	Colonia	"	98	Zwicker & Co. Ltd.	"	18	208	70
111743	Corean	"	70	Dean Fralick	Pleasantville	18	198	79
111736	Coronation	"	98	H. W. Adams	Lunenburg	17	201	55
130677	Cunner	"	11	Vernon Langille	Tancook	4	39	60
111637	Cyril	"	100	W. N. Reinhardt	LaHave	22	237	30
126824	Dan Patch	"	12	Robert Levy	Lunenburg	4	40	60
111711	Defender	"	98	Alexander Knickle	"	18	208	70
130562	Donald L. Silver	"	94	Wm. Arenburg	"	21	230	15
130463	Dorris V. Myra	"	99	J. E. Backman	Riverport	20	223	00
116540	Douglas Adams	"	99	H. W. Adams	Lunenburg	17	201	55
116596	E. M. Zellars	"	84	Zwicker & Co., Ltd.	"	17	201	55
122009	Earl Grey	"	96	"	"	18	208	70
111730	Earl V. S.	"	100	John B. Young	"	13	172	95
126391	Eldith Marguerite	"	95	Freeman Hinmichan	Riverport	19	215	85
121866	Eldora	"	79	Aniel Corkum	M. LaHave	15	186	25
112099	Electro	"	88	Edmen Walters	"	20	223	00
83308	Ella	Liverpool	10	Jennis C. Hanson	Oakland	1	17	15
121994	Ella Mason	Lunenburg	74	Jeffrey Publicover	Dublin Shore	18	202	70
130690	Elsie C.	"	10	William Cross	Tancook	3	31	45
122318	Elsie M. Walters	"	97	W. N. Reinhardt	LaHave	17	201	55
126116	Elva Blanche	"	79	Willis Ernest	Mahone Bay	18	207	70
121992	Enma H.	"	71	J. W. Mills	"	15	178	25
112087	Ethel	"	99	W. N. Reinhardt	LaHave	17	201	55
130687	Eva E. L.	"	11	Leslie Awalt	Bayswater	3	32	45
116518	Eva June	"	93	Wm. C. Smith	Lunenburg	20	223	00
126814	Evelyn V. Miller	"	99	H. W. Adams	"	19	215	85
122304	Falcon	"	85	Edmen Walters	M. LaHave	20	223	00
107054	Favourite	Barrington	28	Ellison Shatford	Mill Cove	7	78	05
130576	Filmore H.	Lunenburg	11	Albert Hubley	Pleasantville	3	32	45
103743	Flo. F. Mader	"	100	C. U. Mader	Mahone Bay	18	208	70
122004	Florence B.	"	46	Robin, John & Whitman	Lunenburg	5	81	85
130575	Forman F.	"	14	Obed Fleet	Blandford	3	33	45
107350	Forrester	Shelburne	23	Johnson Falkenham	Lunenburg	4	51	00
126581	Frank H. Adams	Lunenburg	93	Freeman Anderson	"	20	223	00
116525	Gatherer	"	15	Wm. H. Publicover	Blandford	3	36	45
130723	George E. H.	"	10	George Hisler	Tancook	3	31	45
130464	Gigantic	"	99	A. V. Conrad	Park's Creek	20	223	00
121851	Gladys B. Smith	"	100	Wm. C. Smith	Lunenburg	20	223	00
122316	Goldie Belle	"	79	Willis Ernst	Mahone Bay	16	193	40
122003	Grace Darling	"	64	Augustus Lantz	Oakland	3	85	45
111747	Grace Darling	"	100	Willis Ernst	Mahone Bay	17	201	55

LIST of Vessels which received Fishing Bounty, &c.—Nova Scotia—*Continued.*LUNENBURG COUNTY—*Continued.*

Official Number	Name of Vessel	Port of Registry	Tonnage	Name of Owner or Managing Owner	Residence	No. of Crew paid	Amount of Bounty paid. \$ est.
116527	Guide	Lunenburg	73	W. N. Reinhardt	La Have	17	194 55
130678	Harper	"	10	Harris Publicover	Blandford	2	24 30
130460	Harry W. Adams	"	99	H. W. Adams	Lunenburg	20	223 00
130472	Hattie M. J.	"	12	Wm. I. Harnish	Mill Cove	4	40 60
126392	Hawanee	"	93	Wm. C. Smith	Lunenburg	19	215 85
126162	Hazel L. Ritcey	"	92	Reuben Ritcey	Riverport	17	201 55
116442	Helen C. Morse	"	78	John Westhaver	Lunenburg	18	206 70
122005	Henry L. Montague	"	96	Wm. C. Smith	"	20	223 00
121857	Hiawatha	"	99	"	"	17	201 55
121993	Hilda M. Backman	"	81	Willet Conrad	"	14	180 10
130684	Hollo	"	12	Otis Stevens	Tancook	3	33 45
130673	Hughie V. L.	"	11	Rogers Levy	Little Tancook	3	32 45
112089	Iona W.	"	78	Willis Ernest	Mahone Bay	13	170 95
130577	Irene L.	"	11	Chas. Levy	Little Tancook	4	39 60
126813	Itaska	"	100	Reuben Ritcey	Riverport	20	223 00
107116	Ivy	"	12	John Backman	Lunenburg	4	40 60
126584	J. B. Young	"	100	John B. Young	"	21	230 15
130467	Jennie C. Duff	"	99	Zwicker & Co. Ltd.	"	20	223 00
126822	Jennie E. Ritcey	"	97	Arthur Ritcey	Riverport	20	223 00
117726	Juanita	"	100	Wm. C. Smith	Lunenburg	18	208 70
111404	Kimberley	"	92	C. U. Mader	Mahone Bay	18	208 70
126819	Laura M. Levy	"	11	Maynard Levy	Lunenburg	4	39 60
130473	Lavina B.	"	11	Maynard Boutillier	Mill Cove	3	32 45
130462	Lewis H. Smith	"	98	Wm. C. Smith	Lunenburg	19	215 85
107640	Lila D. Young	"	100	John B. Young	"	18	208 70
103760	Lillian	"	84	Zwicker & Co. Ltd.	"	17	201 55
126821	Lloyd George	"	99	Gabriel Himmelman	Riverport	20	223 00
130570	Lottie B. L.	"	11	Albert Levy	Little Tancook	3	32 45
130688	Lottie M. Blanche	"	12	David Moland	East Chester	3	33 45
111785	Lucania	"	99	John Creaser	Riverport	17	201 55
126104	M. Unity	"	26	Harris Fleet	Blandford	3	47 45
107120	Madeira	"	99	Theophilus Creaser	Riverport	18	208 70
130477	Madge A. P.	"	10	J. E. Publicover	Blandford	3	31 45
112112	Maimie Dell	"	98	C. U. Mader	Mahone Bay	16	194 40
116523	Mankato	"	76	Edmen Walters	M. La Have	19	211 85
121998	Margaret S.	"	63	Isaac Mason	Lunenburg	13	155 95
121862	Marina	"	78	A. V. Conrad	Parks Creek	19	213 85
111709	Mariner	"	100	Zwicker & Co. Ltd.	Lunenburg	15	187 25
126820	Marion Mosher	"	93	Mahlen Rodenhizer	"	20	223 00
126829	Mark Twain	"	12	William Wight	Eastern Points	3	33 45
130676	Matilda H.	"	12	Collens Heisler	Tancook	3	33 45
121854	Mattawa	"	96	Zwicker & Co. Ltd.	Lunenburg	18	208 70
126588	Mayola	"	119	Jas. F. Risser	Riverport	20	223 00
121861	Medina A.	"	74	Amiel Corkum	M. La Have	16	188 40
121865	Millie Louise	"	80	Willis Ernest	Mahone Bay	15	187 25
126107	Minnie M. Mosher	"	73	Wm. Duff	Lunenburg	19	208 85
116535	Montana	"	85	J. E. Backman	Riverport	17	201 55
111645	Moran	"	100	Elias Richard	La Have	19	215 85
126113	Muriel B. Walters	"	98	J. W. McLachlan	Lunenburg	18	208 70
130573	Muriel L.	"	15	Peter Lowe	Blandford	3	36 45
130479	Muriel M. Richard	"	97	Wm. Richard	La Have	23	244 45
122907	Muriel M. Young	"	106	John B. Young	Lunenburg	20	223 00
116530	Nahada	"	94	Howard Wynacht	"	18	208 70
130499	Natoma	"	92	Zwicker & Co. Ltd.	"	18	208 70
94833	News Boy	Port-Medway	16	James Bell	Dublin Shore	5	51 75
122008	Nicola	Lunenburg	99	Howard Wynacht	Lunenburg	17	201 55
130476	Nita M. Conrad	"	91	Wm. C. Smith	"	24	251 60
126827	Nobility	"	99	Hiram Ritcey	Riverport	19	215 85
112106	Oregon	"	89	Arthur Creaser	"	17	201 55
130683	Oriole L.	"	10	William Levy	Little Tancook	3	31 45
130572	Otokia	"	89	Willis Ernest	Mahone Bay	19	215 85

SESSIONAL PAPER No. 22

List of Vessels which received Fishing Bounty, &c.—Nova Scotia—Continued.

LUNENBURG COUNTY—Concluded.

Official Number.	Name of Vessel.	Port of Registry.	Tonnage.	Name of Owner or Managing Owner.	Residence.	Number of Crew paid.	Amount of Bounty paid.
							8 cts.
111642	Palatia	Lunenburg	95	William Arenburg	Lunenburg	17	201 55
112113	Parana	"	99	Daniel Lohnes	Riverport	18	208 70
130671	Pauline L.	"	15	Freeman Levy	Little Tancook	4	43 60
126589	Percival S. Parks	"	109	Simon Parks	Park's Creek	20	223 00
121869	Petite	"	61	J. D. Sperry	Petite-Riviere	16	175 40
111402	Protector	"	95	W. N. Reinhardt	La Have	17	201 55
130569	Rebecca M. L.	"	11	Nathaniel Levy	Little Tancook	3	32 45
130674	Reggie P. P.	"	11	Norman Publicover	Blandford	2	25 30
126114	Revenue	"	99	Wm. C. Smith	Lunenburg	19	215 85
130478	Review	"	74	J. N. Ratuse	Conquerall Bank	17	195 55
111648	Riviera	"	96	Andrew Ross	M. La Have	18	208 70
130480	Roland A. T.	"	11	Clarence Tanner	Black Rocks	3	32 45
107125	Roma	"	99	Edmen Walters	M. La Have	19	215 85
121856	Ronald G. Smith	"	100	Wm. C. Smith	Lunenburg	19	215 85
130689	Rosanna T.	"	11	Israel Tanner	Eastern Points	3	32 45
126034	Russel H. Pentz	"	99	A. V. Conrad	Park's Creek	19	215 85
130685	S. F. Levy	"	12	Hezekiah Levy	Little Tancook	3	33 45
130580	Sadie Evelyn	"	11	Harry Publicover	Blandford	2	25 30
126826	Sadie J. Risser	"	11	Elijah Risser	La Have Islands	3	32 45
111741	Saratoga	"	92	C. U. Mader	Mahone Bay	15	187 25
130724	Sealer	"	11	Amos Levy	Cross Island	2	25 30
126582	Sesame	"	13	Joshua Ernst	Pleasantville	4	43 60
107963	Shamrock	"	89	H. W. Adams	Lunenburg	18	208 70
130474	Shant Alea	"	11	Robert Wight	Eastern Points	3	32 45
130471	Skip	"	11	Arthur Mason	"	3	32 45
130722	Tacoma	"	11	Alexander Wilson Jr.	Tancook	3	32 45
111636	Tasmania	"	99	Wm. C. Smith	Lunenburg	18	208 70
126590	Uda A. Saunders	"	95	Zwicker & Co., Ltd.	"	19	215 85
112117	Ulva	"	99	A. V. Conrad	Park's Creek	17	201 55
122306	Undaunted	"	15	James D. Oxner	Dublin Shore	3	36 45
107957	Ungava	"	88	W. N. Reinhardt	La Have	18	208 70
116510	Uranus	"	90	John H. Schwartz	Lunenburg	17	201 55
130681	Verna L.	"	12	Emmanuel Corkum	M. La Have	2	26 30
130579	Victor S.	"	11	Wesley Levy	Mill Cove	3	32 45
130725	W. Baker	"	10	Wm. Baker	Tancook	3	31 45
116504	W. C. Silver	"	97	Kenneth Silver	Dayspring	22	237 30
130682	Warren G. C.	"	12	Daniel Gilfroy	Feltzen South	3	33 45
126120	Warren G. Winters	"	95	Freeman Anderson	Lunenburg	18	208 70
126115	Watauga	"	99	H. W. Adams	"	20	223 00
126818	William C. Smith	"	99	Wm. C. Smith	"	20	223 00
121852	Winnifred	"	99	Willis Ernst	Mahone Bay	22	237 30
112127	Yamaska	"	98	Wm. C. Smith	Lunenburg	18	208 70
111419	Yukon	"	97	"	"	18	208 70

QUEENS COUNTY.

122002	Dolly Grey	Lunenburg	13	Henry McDonald	Port Joli	4	41 60
116520	Evelyn	"	18	Merrill Pentz	Beach Meadows	5	53 75
116583	Louisa A.	Liverpool	10	Jacob C. Wagner	Port Mouton	4	38 60
126184	Marion C.	Shelburne	11	Bert Payzant	Western-Head	3	32 45
122103	Muriel S.	Yarmouth	10	Albert McLeod	S. W. Port-Mouton	5	45 75
112104	Nina	Port Medway	10	Theodore Parks	Port Medway	4	38 60
121893	Orinoco	Liverpool	13	William F. West	White-Point	4	43 60

RICHMOND COUNTY.

122301	Active	Lunenburg	35	Frank Young	Arichat	8	92 20
116657	Alice M.	Yarmouth	26	Thos. R. Boudrot	Petit de Grat	7	76 05
111472	Annie May	Arichat	17	Peter Landry	"	5	52 75
103463	Annie May	"	11	Henry LeLacheur	Martinique	4	39 60

LIST of Vessels which received Fishing Bounty, &c.—Nova Scotia—Continued.

RICHMOND COUNTY—Concluded.

Official Number.	Name of Vessel.	Port of Registry.	Tonnage.	Name of Owner or Managing Owner.	Residence.	Number of Crew paid.	Amount of Bounty paid. \$ cts.
75561	Boreas.....	Lunenburg.....	41	John A. Colford....	Port Malcolm.....	3	62 45
74100	Candid.....	Arichat.....	23	Desiré Burke.....	Cannes.....	5	58 75
111739	Clarence B.....	".....	90	D. Y. Stewart.....	St. Peters.....	19	215 85
136355	E. L. Comeau.....	".....	14	E. L. Comeau.....	Petit de Grat.....	7	64 05
116343	Eva May.....	".....	11	James LeBlanc.....	".....	5	46 75
80829	Florence B.....	".....	32	Chas. Boudreau.....	Cannes.....	10	103 50
116348	Florence M.....	".....	16	Wm. J. Martell.....	Petit de Grat.....	4	44 60
100161	Hilda Maud.....	Pt. Hawkesbury	46	Jno. D. Malcom.....	Port Malcom.....	6	88 90
126346	Hobo.....	Barrington.....	12	James Kehoe.....	Rocky Bay.....	3	33 45
100490	Irene M. B.....	Lunenburg.....	67	Fredk. Poirier.....	Descousse.....	16	181 40
122183	Justina.....	Arichat.....	10	Isaie Boudreau.....	Cannes.....	3	31 45
103469	Katie B.....	".....	16	John Burke.....	River Bourgeois..	6	58 90
117092	Lass of Gowrie.....	".....	14	Joseph Petitpas.....	Arichat.....	5	49 75
107374	Leah Hardy.....	Sydney.....	20	Peter Landry.....	Sampsonville.....	5	55 75
111905	Lena Jane.....	Arichat.....	11	Dominique Boudrot..	Petit de Grat.....	5	46 75
111901	Lillian Louise.....	".....	12	Chas. P. Boudrot.....	".....	2	26 30
116350	Maggie F.....	".....	15	Alexis Baccardax.....	Descousse.....	4	43 60
116345	Mary Alice.....	".....	10	Patk. E. Sampson.....	L'Ardoise.....	4	38 60
111479	Mary Atalanta.....	".....	15	Albini Sampson.....	River Bourgeois..	3	36 45
122182	Mary Elizabeth.....	".....	11	Placide Burke.....	".....	2	25 30
117099	Mary J.....	".....	33	Henry Sampson.....	".....	4	61 60
193462	Maud.....	".....	20	Henry Duyon.....	Arichat.....	3	41 45
72067	Minnie.....	Pt. Hawkesbury	26	John Pelham.....	Janvrin Harbour..	5	61 75
111907	Minnie A.....	Arichat.....	46	Anselm Sampson.....	River Bourgeois..	11	124 65
111904	Minnie L.....	".....	15	Elias Bois.....	Petit de Grat.....	3	36 45
85562	Oresa.....	Halifax.....	14	John F. Proctor.....	Port Malcolm.....	1	21 15
117095	Rodrid Grace.....	Arichat.....	17	Hubert Birette.....	L'Ardoise.....	3	38 45
122189	Rostand.....	".....	95	D. Y. Stewart.....	St. Peters.....	11	158 65
116889	Saint Dominique.....	".....	21	Xavier Marchand.....	Petit de Grat.....	7	71 05
96962	Sunrise.....	Yarmouth.....	18	Daniel Burke et al.....	Cannes.....	5	52 75
103460	Two Brothers.....	Arichat.....	18	Maurice Peters.....	L'Ardoise.....	6	60 90
122190	Virginie S.....	".....	16	Elias V. Landry.....	Petit de Grat.....	7	66 05
111794	Volunteer.....	Pt. Hawkesbury	14	David A. Boudrot.....	".....	6	58 90
100812	Wyvern.....	Barrington.....	25	Jas. D. Walker.....	Walkerville.....	3	46 45

SHELBURNE COUNTY.

121808	Abbie.....	Barrington.....	10	Judah Cunningham.....	Stoney Island.....	5	45 75
121802	Abbie May.....	".....	10	Chas. E. Rapp.....	McNutt's Island..	3	31 45
116900	Ada & Pearl.....	Yarmouth.....	13	John T. Dumeau.....	Clark's Harbour..	4	41 60
122096	Alfreda.....	".....	11	Reuben G. Penney.....	".....	4	39 60
121801	Alice M. Atwood.....	".....	10	T. L. Nickerson.....	Woods Harbour..	3	31 45
122133	Alter C.....	".....	10	John Y. Smith.....	Baccaro.....	4	38 60
122149	Alva.....	".....	11	Geo. H. Lyle.....	Reynold's Croft..	4	39 60
122579	Amerite.....	".....	12	Fred. Swim.....	Clark's Harbour..	4	40 60
117134	Annie Lue.....	".....	10	John A. Smith.....	Port La Tour.....	4	38 60
100612	Ardella.....	Shelburne.....	10	Eleazar Crowe.....	Sandy Point.....	4	38 60
116824	Avis Pauline.....	Barrington.....	12	Jas. Kenney & Co.....	Clark's Harbour..	-	12 00
116828	Beatrice.....	".....	12	Frank Swim.....	".....	3	33 45
122453	Bertha A.....	Yarmouth.....	12	Thomas Ross.....	Up. Port La Tour.	3	33 45
103186	Brittania.....	Shelburne.....	11	Ross Enslow.....	W. Green Harbour	2	25 30
122288	Buema.....	".....	36	Herbert R. Swim.....	Lockeport.....	7	86 05
121886	Carrie D.....	Yarmouth.....	10	Thos. Duncan.....	Clark's Harbour..	3	31 45
122004	Clara M. Smith.....	".....	10	Fred. C. Smith.....	Newellton.....	3	31 45
116826	Claremont A.....	Barrington.....	11	Jno. M. Bateman.....	Stoney Island.....	5	46 75
121681	Claymore.....	Yarmouth.....	10	J. R. Shand.....	Bear Point.....	4	38 60
121633	D. E. Nickerson.....	".....	10	John W. Hemeon.....	Sandy Point.....	4	38 60
122462	Daniel S.....	".....	10	Albert P. Ross.....	Stoney Island.....	3	31 45
107067	Dolly Varden.....	Barrington.....	10	Freeman Atwood.....	Atwood's Brook..	1	17 15

SESSIONAL PAPER No. 22

LIST OF VESSELS which received Fishing Bounty, &c.—Nova Scotia—*Continued.*

SHELburnE COUNTY—*Continued.*

Official Number.	Name of Vessel.	Port of Registry.	Tonnage.	Name of Owner or Managing Owner.	Residence.	No. of Crew paid.	Amount of Bounty paid.
121882	Dorothy.....	Yarmouth.....	10	Geo. H. Deinstadt.....	Churchover.....	3	31 45
121791	Eddie C.....	".....	10	Chas. D. Cooke.....	Up. Port La Tour.....	4	38 60
116830	Edith Pauline.....	Barrington.....	10	Reuben Swim.....	Clark's Harbour.....	3	31 45
132370	Edna M.....	Yarmouth.....	11	Wm. J. Halliday.....	Bear Point.....	4	39 60
122470	Elva Belle.....	".....	11	Elam Thomas.....	W. Port Clyde.....	3	32 45
122235	Ema A.....	Barrington.....	12	Jethro Newell.....	Newelton.....	2	26 30
122467	Enterprise.....	Yarmouth.....	10	Oscar Gardner.....	Port La Tour.....	4	38 60
126314	Ergie G. Mildred.....	Barrington.....	10	F. O. Nickerson.....	Woods Harbour.....	5	45 75
121688	Ethel May.....	Yarmouth.....	10	Smith Messenger, Sr.....	West Head.....	4	38 60
121796	Etta N.....	".....	10	John G. Newell.....	Newelton.....	3	31 45
126345	Eva S.....	Barrington.....	10	Gabriel Swim.....	Clark's Harbour.....	4	38 60
117048	Evangeline.....	".....	11	Foster Crowell.....	".....	3	32 45
121504	Fish Hawk.....	Yarmouth.....	10	Ernest Swim.....	".....	4	38 60
122146	Flirt.....	".....	16	Wm. T. Crowell.....	Smithville.....	5	51 75
122106	Florence M.....	".....	10	Jno. E. Nickerson.....	West Head.....	3	31 45
122195	Fly.....	Barrington.....	10	Howard D. Snow.....	Port La-Tour.....	3	31 45
121997	Fred N. Nickerson.....	".....	12	P. W. Nickerson.....	Stony Island.....	3	33 45
121793	Fredena.....	Yarmouth.....	10	Samuel Hopkins.....	Clark's Harbour.....	4	38 60
122282	G. M. Stephens.....	Shelburne.....	12	Herbert R. Swim.....	Lockeport.....	4	40 60
117041	Genevive.....	Barrington.....	11	C. A. Goreham.....	Woods Harbour.....	3	32 45
122142	Gertrude.....	Yarmouth.....	10	Mitchell Smith.....	Doctor's Cove.....	3	31 45
112138	Gladiator.....	Shelburne.....	11	Ralph McKenzie.....	East Jordan.....	4	39 60
122468	Gladys.....	Yarmouth.....	11	Samuel Atwood.....	Atwood's Brook.....	2	25 30
122463	Gladys M.....	".....	10	Jas. C. Ross.....	Up. Port La Tour.....	3	31 45
122574	Gladys Oha.....	".....	10	Daniel Penney.....	South Side.....	4	38 60
121797	Hattie & Ina.....	".....	10	Arthur Perry.....	N. W. Harbour.....	2	24 30
121805	Hattie Quinlen.....	".....	10	Edward Nickerson.....	The Hawk.....	5	45 75
122139	Hazel.....	".....	10	George Crowell.....	Atwood's Brook.....	2	24 30
122289	Helen & Hilda.....	Shelburne.....	16	Fred C. McLean.....	Port Saxon.....	3	37 45
122232	Helen Davis.....	Barrington.....	12	Floyd Ross.....	Stony Island.....	4	40 60
126185	Helen Glen.....	Shelburne.....	10	Edward Hammond.....	Jordan Bay.....	4	38 60
122237	Helena Maud.....	Barrington.....	11	Byron H. Smith.....	West Head.....	5	46 75
116894	Harry M. Johnson.....	Yarmouth.....	14	M. C. Atkinson.....	Clark's Harbour.....	3	35 45
122141	Hillside.....	".....	10	John Purney.....	Jordan Ferry.....	2	24 30
117131	Iona & Ida.....	".....	13	H. H. Brannen.....	Stony Island.....	5	48 75
121655	Indiana.....	".....	10	Chas. A. Lowe.....	Clark's Harbour.....	3	31 45
121904	Iona and Maggie.....	Barrington.....	11	Whitman Ross.....	Stoney Island.....	4	39 60
116853	J. J. Cox.....	Shelburne.....	65	Robt. L. McCarthy.....	Shelburne.....	10	136 50
122138	Lila A.....	Yarmouth.....	10	Jas. A. Smith.....	Smithville.....	4	38 60
117133	Jennie Roy.....	".....	10	Robert W. Smith.....	Baccaro.....	4	38 60
116823	Jessie Roy.....	Barrington.....	12	Job A. Crowell.....	Clark's Hbr.....	6	54 90
121692	Josephine.....	Yarmouth.....	10	Fred N. Newell.....	West Head.....	3	31 45
126670	Julie Opp.....	Shelburne.....	38	Herbert R. Swim.....	Lockeport.....	7	88 05
122131	Katie M.....	Yarmouth.....	10	Clifford Reynolds.....	Baccaro.....	3	31 45
107981	Kestrel.....	Shelburne.....	99	Geo. A. Cox.....	Shelburne.....	19	215 85
121889	Kuroki.....	Yarmouth.....	10	Edward Nickerson.....	Barrington Pass.....	3	31 45
117140	Laura E.....	".....	10	Jones Williams.....	Lockeport.....	4	38 60
121887	Lena.....	".....	11	Jos. Nickerson.....	The Hawk.....	4	39 60
122458	Lila A.....	".....	10	Uriah Atkinson.....	Stony Island.....	3	31 45
122105	Lottie G.....	".....	10	Vincent Brannen.....	Woods Hbr.....	3	31 45
126188	Lulu S.....	Shelburne.....	23	Herbert R. Swim.....	Lockeport.....	2	37 30
122240	M. L. Nickerson.....	Barrington.....	10	J. E. Nickerson.....	Woods Hbr.....	3	31 45
121880	Mabel C.....	".....	10	Burkley Reed.....	Stoney Island.....	5	45 75
103796	Mabel Denvers.....	Shelburne.....	14	John H. Reynolds.....	Reynold's Croft.....	5	49 75
122140	Mabel L.....	Yarmouth.....	10	Jos. Larkin.....	Shag Hbr.....	3	31 45
121799	Mabel V.....	".....	10	Daniel V. Smith.....	Clark's Hbr.....	4	38 60
116829	Maple Leaf.....	Barrington.....	11	C. E. Nickerson.....	Villagedale.....	5	46 75
121888	Margaret.....	Yarmouth.....	10	Jos. Hopkins.....	Clark's Hbr.....	5	45 75
116854	Mariana.....	Shelburne.....	33	H. R. L. Bill.....	Lockeport.....	9	97 35
121803	Mary J.....	Yarmouth.....	10	Mark Atwood.....	The Hawk.....	4	38 60
126183	Mathafia.....	Shelburne.....	11	Walter Watts.....	Sandy Point.....	4	39 60
121879	Matilda.....	Yarmouth.....	10	Eugene Nickerson.....	Bear Point.....	3	31 45

6 cts.

LIST of Vessels which received Fishing Bounty, &c.—Nova Scotia—Continued.

SHELBURNE COUNTY—Concluded.

Official Number.	Name of Vessel.	Port of Registry.	Tonnage.	Name of Owner or Managing Owner.	Residence.	No. of Crew paid.	Amount of Bounty paid.
							§ cts.
117043	Mattie & Charlie	Barrington.....	10	Wm. H. Crowell.....	Clark's Hbr.	3	31 45
122234	Minnie Laura.....	"	11	Cornelius Maxwell..	"	4	39 60
121905	Mia L. Smith.....	"	14	Thos. F. Smith.....	Baccaro	4	42 60
103800	Nellie I. King.....	Shelburne	99	Geo. H. King.....	Sandy Point.....	19	215 85
122457	Nema & Millie....	Yarmouth	11	Sanford Slate.....	Cape Negro.....	3	32 45
117132	Nema D.....	"	10	Wm. O. Crowell.....	Barrington.....	3	31 45
100895	New Home.....	Barrington.....	31	Howard Chetwyn....	Port Saxon.....	9	95 35
121689	Ocean Belle.....	Shelburne	10	Frank F. Hunter.....	Shelburne.....	5	45 75
122104	Ocean Spray.....	Yarmouth	11	Chas. E. Atkinson...	Newellton.....	3	32 45
117050	Olive R.....	Barrington.....	12	Herbert R. Swin....	Lockeport.....	5	47 75
121682	Quick Step.....	Yarmouth	10	Ruben C. Maxwell...	Clark's Hbr.....	3	31 45
122233	R. H. Milford....	Barrington.....	13	Isaiah Newell.....	West Head.....	4	41 60
100820	Ranger.....	"	11	Jno. H. Brannen....	Centreville.....	1	11 00
122469	Raymond C.....	Yarmouth	11	Robt. Newell.....	West Head.....	3	32 45
122466	Rilla May.....	"	12	L. J. Nickerson.....	"	3	33 45
107059	Reginald R.....	Barrington.....	16	Allen Atkinson.....	Newellton.....	1	23 15
126342	Sakotis.....	"	11	Benj. J. Newell....	West Head.....	5	46 75
122108	Seretha.....	Yarmouth	10	N. C. Nickerson....	"	4	38 60
103783	Springwood.....	Shelburne	98	Wm. McMillan.....	Lockeport.....	19	215 85
90648	Stranger.....	Barrington.....	20	Geo. L. Banks.....	Barrington Pass..	4	48 60
85390	Susan C.....	"	21	M. A. Nickerson....	Clark's Hbr.....	3	42 45
116895	Thelma E.....	Shelburne	11	Rufus T. Acker.....	Shelburne.....	2	25 30
122091	Thistle.....	Barrington.....	10	Robt. H. Brannen...	Stoney Island...	3	31 45
90894	Theresa.....	"	18	M. A. Nickerson....	Clark's Hbr.....	3	39 45
117446	Three Brothers...	"	13	Thos. I. Newell....	West Head.....	4	41 60
116825	Three Sisters.....	"	11	Wallace Penney....	N. E. Point.....	2	25 30
116448	Togo.....	Shelburne	18	Edmund C. Locke...	Lockeport.....	6	60 90
121792	Twin Sisters.....	Yarmouth	10	Osborne D. Smith...	The Hawk.....	4	38 60
122107	Two Sisters.....	"	10	Thos. H. Chetwynd..	Woods Hbr.....	3	31 45
121699	Una.....	"	10	Randall McKinnon..	Clark's Hbr.....	4	38 60
117143	Valmore.....	Halifax.....	11	Clayton Collupy....	Lockeport.....	3	32 45
126696	W. F. Britteliffe.	Yarmouth	10	Wm. Hallett.....	Shelburne.....	3	31 45
77744	Whip-poor-Will..	Shelburne	17	Geo. S. Dedrick....	Churchover.....	17	17 00
122150	Wilford H.....	Yarmouth	11	Durkee Chetwynd..	Up. Port La Tour.	4	39 60
122464	Willie M.....	"	14	Foster Salisbury....	Port La Tour....	5	49 75
121690	Winnifred.....	"	10	Allen Nickerson....	Clark's Hbr.....	3	31 45
103183	Wren.....	Shelburne	22	Avard P. Hamilton..	Black Point.....	5	57 75
116449	Zephyr.....	"	11	Samuel Greenwood..	Port Saxon.....	4	39 60
121656	Zilpha.....	Yarmouth	10	Martin Penny.....	South Side.....	3	31 45

VICTORIA COUNTY.

117028	Anna F.....	Sydney	14	James Brewer.....	South Ingonish...	5	49 75
126028	Beatrice Donovan	"	18	Wm. Donovan.....	"	6	60 90
130368	Bridget Dunphy..	"	11	John Dunphy.....	"	3	32 45
126562	Hawley Brothers.	"	11	Jas. Hawley.....	Ingonish Ferry...	6	53 90
130364	Ivetta.....	"	17	Wm. O'Brien.....	Dingwall.....	4	45 60
1226030	Joy Folger.....	"	17	Chas. J. Williams...	South Ingonish...	5	52 75
122120	Julia F. C.....	"	12	Thos. A. Young.....	"	5	47 75
126363	Katie Margaret...	"	15	Peter Dickson.....	South Harbour...	3	36 45
130362	M. A. McDonald..	"	17	Angus McDonald..	South Ingonish...	5	52 75
130366	M. T. Williams...	"	16	Wm. Williams.....	"	3	37 45
126364	Maggie Julia....	"	13	Jas Fitzgerald....	South Harbour...	4	41 60
107355	Mary E.....	"	10	Allan McIntyre....	Ingonish Ferry...	6	52 90
100444	Stella May.....	Canso.....	12	Simon Hawley.....	"	5	47 75
126367	T. W. J. Whittier.	Sydney	15	Timothy Whittie..	South Ingonish...	6	57 90
130363	V. F. Williams...	"	13	Vincent Williams...	"	3	34 45
130367	William Thomas..	"	14	Patrick Doyle.....	"	4	42 60

SESSIONAL PAPER No. 22

List of Vessels which received Fishing Bounty, &c.—Nova Scotia—*Concluded.*

YARMOUTH COUNTY.

Official Number.	Name of Vessel.	Port of Registry.	Tonnage.	Name of Owner or Managing Owner.	Residence.	Number of Crew paid.	Amount of Bounty paid.
							\$ cts.
121876	Adoriam	Yarmouth	15	Raymond Hatty	Salem	4	43 60
122132	Aerolite	"	16	Jas. J. Duncan	Deep Cove Isl.	3	37 45
116898	Agnes M.	"	11	Isiah Doucette	Wedgeport	3	32 45
126898	Agnes Pauline	"	71	R. D'Entremont	West Pubnico	18	199 70
197344	Amanda	"	15	James Amiro	"	7	65 05
111879	Annie B.	"	20	Theo. D'Entremont	"	10	91 50
121632	Arabia	"	19	Benoit LeBlanc	Wedgeport	3	31 45
121698	Argo	"	19	Theo. Jaquette	Comau Hill	2	24 30
121695	Aroma S.	"	19	Cesar Amiro	L. E. Pubnico	4	38 60
122586	Aspinet	"	14	T. W. McComiskey	"	5	49 75
122100	Bella	"	18	Wm. Pothier	Wedgeport	4	46 60
122145	Cerita	"	19	John C. Doucette	"	1	17 15
121694	Columbia	"	19	N. S. Boudreau	"	3	31 45
100605	Dawn	"	49	Yarmouth Trading Co	Yarmouth	10	120 50
116205	Eddie James	"	79	"	"	19	214 85
116528	Edith F. S.	"	67	"	"	18	195 70
126807	Elizabeth D.	"	79	S. D. D'Entremont	West Pubnico	20	222 00
122584	Emilien Burke	"	90	Henry Lewis	Yarmouth	20	223 00
122137	Etta M.	"	19	Alex. Surette	Wedgeport	3	31 45
122572	Eva	"	12	Theo. Amiro	L. E. Pubnico	4	40 60
122461	Eva E.	"	19	Aaron Allen	Yarmouth	3	31 45
121883	Fanny Rose	"	15	Guillaume Pothier	Wedgeport	6	57 90
121872	Francis A.	"	93	Yarmouth Trading Co	Yarmouth	21	230 15
121697	Freddie M.	"	19	Spencer Smith	"	3	31 45
117137	Glorianna	"	19	Alex. Boudreau	Wedgeport	3	31 45
103717	Henry L.	"	19	A. C. D'Entremont	West Pubnico	2	24 30
122090	Hilda	"	17	Jas. A. Boudreau	Wedgeport	4	45 60
122454	Industry	Barrington	11	N. J. Sears	Port Maitland	5	46 75
121795	John L.	Yarmouth	11	Peter A. Muise	Comau Hill	4	39 60
122290	Kernwood	"	84	Wm. A. Killam	Yarmouth	18	208 70
117136	Laura B.	"	19	C. D. Atkinson	Deep Cove Isl.	4	38 60
116204	Laurie J.	"	65	E. J. D'Entremont	West Pubnico	18	193 70
122455	Lizzie A.	"	33	X. M. D'Entremont	"	13	125 95
122144	Lizzie D.	"	12	Wilfred Harris	Sandford	4	49 60
103709	Lizzie E.	"	19	E. Justin Ellis	Port Maitland	1	26 15
116210	Lucy A.	"	32	Dennis Pothier	Wedgeport	8	89 20
116899	Lydia L.	"	14	Chas. LeBlanc	"	4	42 60
121903	M. F. Atwood	Barrington	15	John Surette	Morris Island	3	36 45
116658	Mabel A.	Yarmouth	15	Yarmouth Trading Co	Yarmouth	5	50 75
111523	Mildred P.	"	11	Hugh McManus	"	3	32 45
122231	Minola	Barrington	13	Douglas Gardner	Argyle Sound	4	41 60
121687	Monitor	Yarmouth	19	Geo. E. Hersey	Port Maitland	5	45 75
126187	Nathalie	"	28	Yarmouth Trading Co	Yarmouth	9	92 35
111875	Nelson A.	"	72	"	"	18	200 70
122136	Nyctia	"	19	Nathaniel Pierce	L. E. Pubnico	3	31 45
122451	Olga A.	"	16	Thos R. Baker	Yarmouth	5	45 75
103706	Regine	"	10	T. A. D'Entremont	West Pubnico	6	52 90
121653	Royal	"	19	Alfred Muise	Little River	2	24 30
117044	S. B. Millard	Shelburne	20	Actime Amiro	West Pubnico	10	91 50
107610	St. Bernard	Weymouth	24	Robt. Wilson	L. E. Pubnico	7	74 65
100323	Senora	Yarmouth	85	Marc A. Surette	West Pubnico	22	237 30
116656	Silver Spray	"	11	C. O. Nickerson	Yarmouth Bar	4	39 60
121660	Squanto	"	11	Angus Pothier	Wedgeport	3	32 45
122135	10-U-8	"	16	Wilson Rankin	Arcadia	2	30 30
121875	Toronto	"	13	Asa C. Atkinson	East Baccaro	3	34 45
103711	Venite	"	24	Jas. E. Crosby	Yarmouth	6	66 90
122134	Venus	"	10	L. A. D'Entremont	West Pubnico	2	24 30
121894	Vice Reine	"	12	Percy N. Ross	Yarmouth	4	40 60
121659	Viola	"	10	Joshua LeBlanc	Wedgeport	2	24 30
121873	Viola S.	"	16	Wm. McNair	Argyle Sound	3	37 45
122452	Virginia	Barrington	17	James Purdy	Rockville	5	52 75
117042	White Eagle	Yarmouth	19	Hypolite Surette	Wedgeport	5	45 75
122465	White Wing	"	11	Joseph Harris	Yarmouth	3	32 45

LIST of Vessels which received Fishing bounty, &c.—New Brunswick.

PROVINCE OF NEW BRUNSWICK.

CHARLOTTE COUNTY.

Official Number.	Name of Vessel.	Port of registry.	Tonnage.	Name of Owner or Managing Owner.	Residence.	No. of Crew paid.	Amount of Bounty paid.
							8 cts.
107903	Ava M.	St. Andrews	17	Geo. A. Johnson	Woodward's Cove.	4	45 60
122250	Bonita	"	15	Benj. Carter	Seeley's Cove.	2	29 30
107905	Centennial	"	16	Jno. F. Morse	White Head	1	23 15
103114	Edward Morse	"	32	Alex. Calder, jr.	Campobello	6	74 90
103789	Effie B. Nickerson	Shelburne	22	Alfred Stanley	North Head	3	43 45
111522	Elizabeth	Digby	21	W. M. Kent	Woodward's Cove.	4	49 60
111527	Etta H.	"	10	Geo. Justason	Black's Harbour.	3	31 45
80803	Exenia	Windsor	18	John K. Morse	North Head	6	60 90
111552	Flora B.	St. Andrews	13	Nelson Ingersoll	Woodward's Cove.	1	20 15
112282	Florence H.	Digby	20	John Malloch	Wilson's Beach	4	48 60
107910	Grace & Ethel	St. Andrews	16	Arlington Ingersoll	Woodward's Cove.	4	44 60
111830	Harry C.	Digby	16	Lewis Matthews	Letete	4	44 60
122248	Hattie B.	St. Andrews	10	Wilmot Benson	Seal Cove	3	31 45
107437	Hattie L.	"	12	Edward Ingalls	Grand Harbour	2	26 30
83463	Havelock	"	33	Wm. James	Wilson's Beach	4	61 60
103121	Island Girl	"	17	Birdell Lambert	Woodward's Cove.	3	38 45
103397	Jessie James	"	11	Josephine Frankland	Whitehead	2	25 30
122591	Jennie T.	"	31	Jas. Nesbitt	North Head	7	81 05
122504	Josie W.	"	15	Lorenzo C. Watt	"	3	36 45
92507	Kinetics	"	10	Aldon Kinney	Back Bay	3	31 45
100745	Linnet	Windsor	14	David Spears	Pennfield	3	35 45
122042	Lyla H.	St. Andrews	12	Chester Frankland	White Head	3	32 45
130421	Minnie Davis	"	23	Simon Brown	Wilson's Beach	4	51 60
116897	Myrtle S.	Yarmouth	12	Hilman Green	Grand Hbr.	4	40 60
112311	Oronhyatekha	St. Andrews	21	Jas. McLeese	Back Bay	3	42 45
92518	Peril	"	18	Chas. A. Wadlin	Beaver Hbr.	4	46 60
83473	Porpoise	"	32	Chas. W. Spears	Seeley's Cove	3	53 45
107806	Rena F.	"	12	John Ingersoll	Woodward's Cove.	5	47 75
111834	Rosan	Digby	11	Jas. Scovil	North Head	1	18 15
107433	Sir John	St. Andrews	11	James Hatt	"	3	32 45
59387	Telephone	"	19	Alfred Stanley	"	6	61 90
107440	Three Links	"	12	Robert Main	Woodwards Cove.	1	19 15
103998	Try Again	"	15	A. W. Ingersoll	"	2	29 30
116970	Vigilant	"	12	Webster Cosseboom	Whitehead	3	33 45
100548	Violetta	Digby	11	W. M. Tucker	Letete	3	32 45
97149	Winnie	St. Andrews	12	Joseph Holland	Seeley's Cove	3	33 45

GLOUCESTER COUNTY.

72099	Adelina	Chatham	12	Patk. Blanchard	Caraquet	5	47 75
103081	Albatross	"	13	Wm. Fruing & Co.	"	5	48 75
112156	Albert W.	"	10	Philorome Chiasson	"	4	38 60
122057	Alice	"	15	Severe Duguay	L. Lameque	5	50 75
130332	Alika	"	15	Zoel Paulin	Lameque	4	43 60
112162	Alma	"	12	Agapit Duguay	"	4	40 60
92419	Anna	"	12	Patrice Chiasson	"	4	49 60
100960	Annie M.	"	11	W. S. Loggie Co. Ltd.	Chatham	4	39 60
90739	Argeline	"	14	Germain X. Lanteigne	Caraquet	4	42 60
103072	Ben Hur	"	11	Adolphe Leclerc	"	6	53 90
100975	Big Bear	"	10	Gervais Plourde	"	4	38 60
100299	Blanchard	"	12	Robin Jones & Whitman	"	5	47 75
103589	Blenheim	"	13	"	"	5	48 75

SESSIONAL PAPER No. 22

LIST of Vessels which received Fishing Bounty, &c.—New Brunswick—Continued.

GLOUCESTER COUNTY—Continued.

Official Number.	Name of Vessel.	Port of Registry.	Tonnage.	Name of Owner or Managing Owner.	Residence.	No. of Crew paid.	Amount of Bounty paid.
							\$. cts.
103780	Britannia.....	Chatham.....	13	Wm. Fruing & Co. Ltd.	Caraquet.....	4	41 60
100780	Britannic.....	".....	12	W. S. Loggie & Co. Ltd	Chatham.....	4	40 60
111465	C. R. C.....	".....	13	Robin, Jones & Whit- man.....	Caraquet.....	4	41 60
100988	Caesar.....	".....	10	Gustave P. Chiasson..	".....	3	31 45
100774	Calliope.....	".....	12	Harry Rive.....	".....	4	40 60
130339	Caraquet.....	".....	15	Philius Doiron.....	".....	4	43 60
103271	Celia.....	".....	11	Gustave Gionet.....	".....	4	39 60
103585	Cerdric.....	".....	14	Henri X. Chenard.....	".....	4	42 60
100784	Charlotte.....	".....	13	F. T. B. Young.....	".....	4	41 00
103083	Corsair.....	".....	10	Wm. Fruing & Co. Ltd	".....	4	38 60
100913	Daffodil.....	".....	10	".....	".....	4	38 60
103076	Dipper.....	".....	12	W. S. Loggie Co. Ltd.	".....	4	40 60
103948	Dora.....	".....	12	Robin, Jones & Whit- man.....	".....	4	40 60
112155	Dora.....	".....	10	Seraphin Doiron.....	Miscou Hbr.....	3	31 45
122053	Dorie.....	".....	10	Peter P. Chiasson....	Island River.....	4	38 60
100999	Dove.....	".....	11	Wm. Fruing & Co. Ltd.	Caraquet.....	4	39 60
100998	Eagle.....	".....	10	".....	".....	5	45 75
116979	Elie Anne.....	".....	17	Jos. J. Doiron.....	".....	4	45 60
103590	Eliza.....	".....	13	Robin, Jones & Whit- man.....	".....	5	48 75
100293	Eliza.....	".....	15	F. T. B. Young.....	".....	4	43 60
92585	Emma.....	Gaspe.....	19	Sydney Des Brisay....	Petit-Rocher.....	3	40 45
100911	Emperor.....	Chatham.....	10	Wm. Fruing & Co.....	Caraquet.....	4	38 60
100786	Empress.....	".....	12	F. T. B. Young.....	".....	4	40 60
100772	Estelle.....	".....	13	Harry Rive.....	".....	4	41 60
100787	Ethel.....	".....	11	F. T. B. Young.....	".....	4	39 60
122058	Evangeline.....	".....	10	Vilas Frigault.....	Mizonette.....	4	38 60
92417	Evangeline.....	".....	11	Maximin Paulin.....	Lit. Lameque.....	4	39 60
103001	Falcon.....	".....	10	Jos. X. Chiasson.....	Caraquet.....	3	31 45
103077	Fame.....	".....	10	Geo. D. Mallet.....	Shippegan.....	4	38 60
122621	Fillera.....	".....	18	Jas. P. Chiason.....	Lameque.....	5	53 75
100298	Fisher.....	".....	12	Louis Gignard.....	".....	4	40 60
61445	Fleetwing.....	".....	13	Joseph Plourde.....	Caraquet.....	4	41 60
111468	Fleetwing.....	".....	14	Wm. Fruing & Co.....	".....	5	49 75
112165	Flying Cloud.....	".....	13	Jno. F. Robichaud....	Shippegan.....	4	41 60
112151	Flying Foam.....	".....	18	Robin, Jones & Whit- man.....	Caraquet.....	3	39 45
100782	Flying Foam.....	".....	12	F. T. B. Young.....	".....	4	40 60
116479	Fortuna.....	".....	10	Prosper Boudreau....	Mizonette.....	3	31 45
111467	Four Brothers.....	".....	13	Henri Albert.....	Caraquet.....	4	41 60
100778	Gambetta.....	".....	13	W. S. Loggie Co. Ltd.	Chatham.....	4	41 60
111464	Gazelle.....	".....	13	Robin, Jones & Whit- man.....	Caraquet.....	4	41 60
100954	Gazelle.....	".....	10	W. S. Loggie Co. Ltd.	Chatham.....	4	38 60
100968	Gera.....	".....	11	Michel Poirier.....	Caraquet.....	1	18 15
96733	Gem.....	".....	12	Wm. Fruing & Co.....	".....	5	47 75
103766	Genesta.....	".....	12	Philius Leger.....	".....	4	40 60
116980	Georgina.....	".....	15	Gilbert Duguay.....	Lit. Lameque.....	5	50 75
103282	Gilknockie.....	".....	11	Hyacinthe Gionet.....	Caraquet.....	4	39 60
103086	Gipsy.....	".....	20	W. S. Loggie Co. Ltd.	Chatham.....	4	48 60
111848	Gipsy.....	".....	15	Wm. Fruing & Co. Ltd	Caraquet.....	4	43 60
130336	Ginger.....	".....	19	Luke L. Friolet.....	".....	4	47 60
107775	Goldseeker.....	".....	13	Robin, Jones & Whit- man.....	Caraquet.....	4	41 60
121491	Good Intent.....	".....	10	Xavier B. Noel.....	Little Lameque....	5	45 75
112157	Grasshopper.....	".....	16	Harry Rive.....	Caraquet.....	4	44 60
92418	Grip.....	".....	12	Gustave G. Chenard..	".....	4	40 60
111849	Happy Home.....	".....	16	Harry Rive.....	".....	4	44 60
100956	Harold N.....	".....	12	Philius F. Mallet.....	Shippegan.....	5	47 75
100994	Herenless.....	".....	10	P. M. Lanteigne.....	Caraquet.....	4	38 60
107771	Heron.....	".....	13	Wm. Fruing & Co.....	".....	4	41 60
103765	Hirondelle.....	".....	11	Agapit Leclerc.....	".....	4	39 60

LIST of Vessels which received Fishing Bounty, &c.—New Brunswick—Continued.

GLOUCESTER COUNTY—Continued.

Official Number.	Name of Vessel.	Port of Registry.	Tonnage.	Name of Owner. or Managing Owner.	Residence.	No. of Crew paid.	Amount of Bounty paid. \$ cts.
61425	Hope.....	Chatham.....	13	Jos. H. Doiron.....	Blue Cove.....	4	41 60
100903	Hope.....	"	12	Elie Noel.....	Six Roads.....	6	54 90
103939	Hope.....	"	11	Marcel Caron.....	Caraquet.....	4	39 60
92409	Hope.....	"	18	Harry Rive.....	"	3	39 45
100906	Hotspur.....	"	10	Harry Rive.....	"	4	38 60
103779	Ibis.....	"	11	O. Fournier.....	Petit Rocher.....	3	32 45
117181	Ida.....	"	16	Joseph Savoy.....	Laneque.....	5	51 75
103931	Irene.....	"	12	Wm. Fruing & Co.....	Caraquet.....	4	40 60
96724	Isabel.....	"	11	J. Bte. Hebert.....	"	4	39 60
103289	Jersey Lily.....	"	12	Wm. Fruing & Co.....	"	3	33 45
100958	John B.....	"	11	W. S. Loggie Co.....	Chatham.....	5	46 75
100965	Josephine.....	"	11	Harry Rive.....	Caraquet.....	3	32 45
112169	Kathleen.....	"	15	Wm. Fruing & Co.....	"	5	50 75
111466	King Edward.....	"	14	Robin, Jones & Whit- man.....	"	4	42 60
103949	King Fisher.....	"	13	Wm. Fruing & Co.....	"	4	41 60
103288	Kite.....	"	10	Patk. E. Lanteigne.....	"	4	38 60
107774	Klondyke.....	"	14	Robin, Jones & Whit- man.....	"	4	42 60
103283	Koh-i-noor.....	"	13	Harry Rive.....	"	4	41 60
130337	L'Acadienne.....	"	18	John S. Noel.....	Laneque.....	4	46 60
111461	Ladysmith.....	"	17	Hypolite Chiasson.....	Lit.-Laneque.....	4	45 60
103903	Lark.....	"	10	Wm. Fruing & Co.....	Caraquet.....	4	38 60
107773	L'Etoile.....	"	15	Prudent Gallien.....	"	4	43 60
122059	Letty Jane.....	"	15	Wm. Fruing & Co.....	"	4	43 60
112152	Lillian.....	"	15	Robin, Jones & Whit- man.....	"	4	43 60
100972	Lizzie D.....	"	11	F. T. B. Young.....	"	4	39 60
126601	Loze.....	"	13	Thos. Cormier.....	"	3	34 45
116977	Mabel.....	"	16	W. S. Loggie Co.....	Chatham.....	5	51 75
112154	Mac.....	"	11	John M. Ward.....	Miscou Centre.....	4	39 60
116480	Maggie.....	"	10	John Paulin.....	Caraquet.....	3	31 45
100935	Majestic.....	"	10	W. S. Loggie Co.....	Chatham.....	3	31 45
112158	Maple Leaf.....	"	13	Wm. Fruing & Co.....	Caraquet.....	4	41 60
116978	Margaret.....	"	16	W. S. Loggie Co.....	Chatham.....	5	51 75
112163	Margaret Ann.....	"	13	John Jones.....	L.-Laneque.....	4	41 60
72100	Marie.....	"	11	Pierre A. Doiron.....	Caraquet.....	4	39 60
107779	Marie.....	"	15	Gaspard Savoy.....	Shippegan.....	4	43 60
103278	Marie Celia.....	"	13	J. J. O. LeBouthillier.....	Caraquet.....	5	48 75
117182	Marie Etoile.....	"	20	Jos. A. Doiron.....	"	5	55 75
100292	Marie Joseph.....	"	12	Lazare Gauvin.....	L.-Laneque.....	4	40 60
100295	Marie Louisa.....	"	18	Jos. A. Paulin.....	Caraquet.....	4	46 60
116471	Marie Louise.....	"	10	Gustave Chiasson.....	"	4	38 60
111847	Mary.....	"	14	David Albert.....	"	4	42 60
103084	Mary Emma.....	"	11	Wm. Fruing & Co.....	"	4	39 60
92413	Mary Jane.....	"	14	Harry Rive.....	"	4	42 60
116478	Mary O.....	"	11	Jos. O. Cormier.....	Mizonette.....	3	32 45
100937	Mary R.....	"	12	W. S. Loggie Co.....	Chatham.....	4	40 60
116475	Mary Rose.....	"	17	Joseph N. LeBouthil- lier.....	Caraquet.....	4	45 60
112161	Mary Star.....	"	15	Hyac. LeBouthillier.....	"	5	50 75
112150	Mary Star of the Sea.....	"	15	Luc Friolet.....	"	4	43 60
111844	Mary Star of the Sea.....	"	14	Robin, Jones & Whit- man.....	Caraquet.....	4	42 60
116477	Mary Star of the Sea.....	"	20	Ferdinand Savoie.....	Shippegan.....	4	48 60
107777	May Flower.....	"	11	Fabien F. Chiasson.....	Island-River.....	4	39 60
103768	May Flower.....	"	13	Robin, Jones & Whit- man.....	Caraquet.....	4	41 60
100779	Merrmaid.....	"	11	W. S. Loggie Co.....	Chatham.....	4	39 60
112164	Merry Christmas.....	"	13	Celestin Jean.....	L.-Laneque.....	4	41 60

SESSIONAL PAPER No. 22

LIST of Vessels which received Fishing Bounty, &c.—New Brunswick—Continued.

GLOUCESTER COUNTY—Continued.

Official Number.	Name of Vessel.	Port of Registry.	Tonnage.	Name of Owner. or Managing Owner.	Residence.	No. of Crew paid.	Amount of Bounty paid.	§ cts.
100360	Mikado.....	Chatham.....	13	Robin, Jones & Whit- man.....	Caraquet.....	4	41	60
117188	Morning Star.....	".....	14	Romain Noel.....	Lameque.....	4	42	60
122055	Olive.....	".....	14	Amedée Dugué.....	L. Lameque.....	4	42	60
103004	Oriole.....	".....	11	Wm. Fruing & Co.....	Caraquet.....	4	39	60
103005	Osprey.....	".....	10	Thos. J. Mallet.....	Shippegan.....	4	38	60
100904	P. T. S.....	".....	11	Edwd. O. LeBouthil- lier.....	Caraquet.....	4	39	60
100996	Parisian.....	".....	10	Harry King.....	Bathurst.....	2	24	30
100776	Patrick.....	".....	11	Philias C. Doiron.....	Caraquet.....	4	39	60
103778	Pelican.....	".....	13	Wm. Fruing & Co.....	".....	4	41	60
103764	Petrel.....	".....	12	".....	".....	3	33	45
122623	Pride of the Fleet.....	".....	24	Peter J. Fiott.....	".....	5	59	75
116974	Providence.....	".....	18	Michel Lantaigne.....	".....	5	53	75
96740	Providence.....	".....	13	Prosper Leger.....	".....	4	41	60
96732	Providence.....	".....	11	Jean S. Aché.....	Lameque.....	5	46	75
100297	Palma.....	".....	14	Amedée F. Aché.....	".....	4	42	60
130335	R. J. W.....	".....	26	Robin, Jones & Whit- man.....	Caraquet.....	4	54	60
100775	Redgauntlet.....	".....	11	Jos. H. LeBouthillier.....	".....	4	39	60
103586	Remus.....	".....	17	W. S. Loggie Co.....	Chatham.....	4	45	60
103078	Reward.....	".....	13	Jas. De Grace.....	Shippegan.....	4	41	60
97191	Rita.....	".....	12	Robin, Jones & Whit- man.....	Caraquet.....	3	33	45
111470	River Branch.....	".....	11	Wm. Fruing & Co.....	".....	5	46	75
103946	Robin.....	".....	12	Robin Jones & Whit- man.....	".....	4	40	60
103587	Romulus.....	".....	19	W. S. Loggie Co.....	Chatham.....	5	54	75
92404	Rosa.....	".....	17	Jos. G. Lantaigne.....	Caraquet.....	4	45	60
100908	Rosalie.....	".....	10	Harry Rive.....	".....	4	38	60
100773	Rupert.....	".....	12	E. L. Albert.....	".....	4	40	60
116972	St. André.....	".....	15	André A. Aché.....	Lameque.....	5	50	75
111469	St. John.....	".....	13	John Aché.....	".....	4	41	60
112167	St. Joseph.....	".....	10	Raphael Gionet.....	Caraquet.....	4	38	60
103008	St. Joseph.....	".....	12	Adolphe Aché.....	Lameque.....	6	54	90
107776	St. Peter.....	".....	12	Adolphe Aché.....	".....	4	40	60
116473	Ste. Anne.....	".....	14	Onesime Chiasson.....	".....	4	42	60
117187	Ste. Anne.....	".....	13	Jean P. Noel.....	".....	5	48	75
117189	Ste. Cecelia.....	".....	13	Gelas Aché.....	L. Lameque.....	5	48	75
122051	Ste. Julie.....	".....	12	Marc-Im J. Noel.....	Lameque.....	4	40	60
74401	Sara.....	".....	11	Francis S. Doiron.....	Caraquet.....	5	46	75
100907	Sarah.....	".....	10	F. T. B. Young.....	".....	4	38	60
103010	Sarah B.....	".....	10	Jacob J. Z. Chiasson.....	".....	4	38	60
117190	Saturn.....	".....	10	Dom. Blanchard.....	Mizonette.....	5	45	75
103584	Saxon.....	".....	13	Jos. Baudin.....	Caraquet.....	5	48	75
100959	Sea Bird.....	".....	10	W. S. Loggie Co.....	Chatham.....	5	45	75
126254	Sea Duck.....	".....	16	Edwd. P. Roy.....	Bathurst.....	4	44	60
100914	Sea Flower.....	".....	11	Robin, Jones & Whit- man.....	Caraquet.....	4	39	60
100901	Sea Flower.....	".....	12	F. T. B. Young.....	".....	5	47	75
96731	Sea Star.....	".....	13	Jos. H. Savoy.....	Shippegan.....	4	41	60
96926	Sea Foam.....	".....	15	F. T. B. Young.....	Caraquet.....	3	36	45
100961	Silver Moon.....	".....	14	W. S. Loggie Co.....	Chatham.....	5	49	75
100788	Sir Charles.....	".....	11	Napolean E. Gionet.....	Caraquet.....	4	39	60
122060	Spark.....	".....	10	Wm. Fruing & Co.....	".....	3	31	45
100963	Stanley.....	".....	10	André Gionet.....	".....	4	38	60
103087	Stanley.....	".....	10	Jos. Chiasson.....	Island River.....	5	45	75
103767	Stella Maris.....	".....	19	Robin, Jones & Whit- man.....	Caraquet.....	4	47	60
122056	Sunbeam.....	".....	14	Wm. Fruing & Co.....	".....	5	49	75

LIST of Vessels which received Fishing Bounty, &c.—New Brunswick—Continued.

GLOUCESTER COUNTY—Concluded.

Official Number.	Name of Vessel.	Port of Registry.	Tonnage.	Name of owner or Managing owner.	Residence.	No. of Crew paid.	Amount of Bounty paid.
							¢ cts.
111845	Superior.....	Chatham.....	14	Robin, Jones & Whitman.....	Caraquet.....	4	42 60
103947	Swallow.....	".....	13	Marcin Doiron.....	".....	4	41 60
103006	Swallow.....	".....	11	Wm. Fruing & Co.....	".....	4	39 60
103762	Swan.....	".....	14	".....	".....	4	42 60
100986	Swift.....	".....	11	Fabien J. Chiasson.....	Island River.....	3	32 45
100777	Teutonic.....	".....	11	W. S. Loggie Co.....	Chatham.....	5	46 75
96758	Three Brothers.....	".....	12	Jean S. Albert.....	Caraquet.....	4	40 60
117184	Three Brothers.....	".....	15	Docithé Chiasson.....	Shippegan Isld.....	5	50 75
100918	Tickler.....	".....	12	Robin, Jones & Whitman.....	Caraquet.....	2	26 30
112159	United Empire.....	".....	17	Th. O. LeBouthillier.....	".....	4	45 60
103285	Valkyrie.....	".....	12	Harry Rive.....	".....	4	40 60
103775	Victoria.....	".....	16	W. S. Loggie Co.....	Chatham.....	4	44 60
117183	Vina.....	".....	14	Jacques Noël.....	Lameque.....	4	42 60
100995	Voltaire.....	".....	10	Raphael Hébert.....	Caraquet.....	4	38 60
100966	Von Moltke.....	".....	11	Peter J. Frigot.....	".....	4	39 60
103588	Vulture.....	".....	13	W. S. Loggie Co.....	Chatham.....	4	41 60
122054	White Fish.....	".....	13	Eutrope Chiasson.....	Lameque.....	4	41 60
100953	White Wings.....	".....	10	F. T. B. Young.....	Caraquet.....	5	45 75
100973	World's Fair.....	".....	11	".....	".....	4	39 60
103079	Wren.....	".....	11	Guillaume Cormier.....	".....	5	46 75
100-20	Zephyr.....	".....	12	Robin, Jones & Whitman.....	".....	4	40 60

KENT COUNTY.

122629	Cluster.....	Chatham.....	10	George Gallant.....	Rexton.....	3	31 45
126780	Cormier.....	Richibucto.....	10	Joseph Cormier.....	Richibucto.....	2	24 30
126771	Dorothy F.....	".....	12	W. E. Forbes.....	".....	2	26 30
126776	Fred H.....	".....	14	".....	".....	3	35 45
116688	Harry Dickson.....	".....	10	".....	".....	2	24 30
130663	Herb Curwin.....	".....	10	John Curwin.....	".....	3	31 45
130662	Jardineville.....	".....	10	Albt. J. Arseneau.....	Jardineville.....	2	24 30
116689	Joseph Doucett.....	".....	10	Alex. Doucett.....	Rexton.....	2	24 30
116684	Ocelot.....	".....	11	W. E. Forbes.....	Richibucto.....	2	25 30
130661	Richibucto Pearl.....	".....	12	Clovis Mazerolle.....	Lower Village.....	2	26 30
126773	S and G.....	".....	10	Sylvester Gray.....	St. Charles.....	3	31 45
126779	Sagua.....	".....	10	Camille Blanchard.....	".....	3	31 45
126777	Samuel G.....	".....	10	Andrew Loggie.....	Dalhousie.....	2	24 30
116685	Sea Adder.....	".....	10	W. E. Forbes.....	Richibucto.....	2	24 30
126772	Sylvaee.....	".....	10	James Legooof.....	".....	3	31 45
126778	303.....	".....	10	W. E. Forbes.....	".....	2	24 30
126774	Wawota.....	".....	11	Wm. H. Long.....	".....	2	25 30

NORTHUMBERLAND COUNTY.

122499	Beat the Wind.....	Chatham.....	10	Thos. B. Williston.....	Bay du Vin.....	3	31 45
96725	Bessie T.....	".....	10	Donald Loggie.....	Burnt Church.....	3	31 45
130338	Financier.....	".....	10	Jno R. McMaster.....	Village.....	2	24 30
122622	Gander.....	".....	10	Harold Williston.....	Bay du Vin.....	2	24 30
130333	Maggie Swift.....	".....	11	Arthur McGrath.....	Escuminac.....	3	32 45
92420	Mary Louise.....	".....	13	Donald Loggie.....	Burnt Church.....	3	34 45
116683	Plim.....	Richibucto.....	11	M. J. Jimmo, Jr.....	Escuminac.....	3	32 45
100952	Replevin.....	Chatham.....	10	Henry Albert.....	Neguae.....	4	38 60
130334	Shrubb.....	".....	10	Wm. Geo. Mills.....	Village.....	2	24 30
130340	Skidoo.....	".....	11	Harrison Murdock.....	Loggieville.....	2	25 30
122495	Victory.....	".....	10	Levi Williston.....	Bay du Vin.....	2	24 30
126252	White Cap.....	".....	11	Wm. Jimmo.....	Escuminac.....	3	32 45

SESSIONAL PAPER No. 22

LIST of Vessels which received Fishing Bouty, &c.—New Brunswick—*Concluded.*

ST. JOHN COUNTY.

Official Number.	Name of Vessel.	Port of Registry.	Tonnage.	Name of Owner or Managing Owner.	Residence.	No. of Crew paid.	Amount of Bounty paid.
							\$ cts.
90660	Alice May.....	Yarmouth.....	18	Patrick Murray	Dipper Harbour ..	4	46 60
103704	Whisper.....	"	31	Chas. Harkins.....	"	4	59 60

PROVINCE OF PRINCE EDWARD ISLAND.

KINGS COUNTY.

112021	Annie M.....	Canso.....	29	Thos. Poole.....	Souris.....	4	57 60
122086	Florence.....	Charlottetown...	14	Philip R. Billard...	Beach-Point.....	2	28 30
116308	Francis D. Cook..	"	47	Herbert Cohoon	"	6	89 90
122081	Frank	"	10	Jos. M. Cheverie....	Souris	3	31 45
94643	Carrie M. C.....	Lunenburg	39	Benj. Clow.....	Beach-Point.....	8	96 20
122087	Janet	Charlottetown...	14	Peter Dalton.....	Georgetown	2	28 30
100696	Marion Emerson..	Pictou.....	30	Wallace White.....	Beach-Point.....	6	72 90
112378	Olive S.....	Charlottetown...	26	David Gosbee.....	"	3	47 45
112125	Pearl.....	Lunenburg	14	Jno. A. McKenzie...	"	4	42 60
126063	Scringour.....	Charlottetown...	14	Herbert Williams...	"	3	35 45
122085	Silver Spray.....	"	16	Wm. Johnstone.....	Montague.....	3	37 45
107770	Success.....	"	15	Philip Burke.....	Aitken's Ferry....	4	43 60

PRINCE COUNTY.

117096	Alaska.....	Arichat	10	Sylvain D. Arsenaull.	Roxbury.....	4	38 60
100580	Maggie E. C	Lunenburg	20	James Mountain....	Malpeque	5	55 75
96770	O. L. B	Charlottetown...	12	George Roach.....	Darnley	3	33 45
103592	Rosamond.....	"	18	Geo. A. Champion...	Malpeque.....	3	39 45
94902	Sarah P. Ayer....	"	64	John Champion.....	Alberton.....	10	135 50
107760	Western Prince...	"	10	Francis P. Gallant...	Leoviilej.....	5	45 75

QUEENS COUNTY.

100445	Carrie O.....	Canso	12	Thos. Hiscott, Sr....	Stanley Bridge....	4	40 60
107763	Guinea.....	Charlottetown...	10	Boyce Harding	French-River.....	4	38 60
96936	Katie & Ella.....	"	20	Benj. Watts,	Grand-Tracadie...	7	70 05
130343	Libby P.....	"	11	Joseph N. Pino	North Rustico....	4	39 60
103532	Maria A.....	"	22	B. W. Lepage.....	Rusticoville.....	5	77 75
117026	Mary E. Daisley..	Sydney.....	16	Avery Daisley.....	Aspy Bay, N.S....	1	23 15
126068	Mary E. Spears..	Charlottetown...	10	David Spears et al...	French-River.....	4	38 60
100474	R. Beatrice.....	"	19	Jonathan Delaney ..	"	3	40 45
92745	Surprise.....	"	18	Frank Pidgeon.....	"	5	53 75

LIST of Vessels which received Fishing Bounty, &c.—Quebec.

PROVINCE OF QUEBEC.

GASPÉ COUNTY.

Official Number.	Name of Vessel.	Port of Registry.	Tonnage.	Name of Owner or Managing Owner.	Residence.	No. of Crew paid.	Amount of Bounty paid. \$ cts.
116294	Charlotte S.	Charlottetown ..	14	John Cassidy.....	Amherst, M. I. ...	5	49 75
103511	Maple Leaf.	Gaspé.....	13	Wyndham Chicoine..	Barachois.....	5	48 75
88464	Mary E.	Arichat	10	Nectaire Boudreau ..	Amherst, M. I.	5	45 75
85400	Minnie M.	Magdalen Islds.	13	Honoré Cormier	"	5	48 75
85399	Minnie May.....	" "	10	Wm. Boudreau	"	4	38 60
92571	Primrose.....	Halifax.....	14	Fortuné Cormier....	"	5	49 75
111430	Shamrock	"	23	Alfred Vigneau.....	"	6	65 90

SAGUENAY COUNTY.

107671	Marie-Ange	Québec.....	87	Chas. Gagné.....	Métis	4	108 60
--------	-----------------	-------------	----	------------------	-------------	---	--------

SESSIONAL PAPER No. 22

APPENDIX No. 3.

NOVA SCOTIA.

District No. 1.—Comprising the four counties of Cape Breton. Inspector, J. G. Morrison, Englishtown.

District No. 2.—Comprising the counties of Cumberland, Colechester, Pictou, Antigonish, Guysboro, Halifax and Hants. Inspector, R. Hoekin, Pictou.

District No. 3.—Comprising the counties of Kings, Annapolis, Digby, Yarmouth, Shelburne, Queens and Lunenburg. Inspector, A. C. Robertson, Barrington Passage.

REPORT ON THE FISHERIES OF DISTRICT No. 1.

To the Superintendent of Fisheries,
Ottawa.

SIR,—I have the honour to submit my annual report on the fisheries of District No. 1 of the province of Nova Scotia, for the year ended March 31, 1912, together with tabulated statements showing the quantities and values of fish caught in the several counties of the district, and the material used and persons employed in the fisheries.

The estimated value of all the fish taken in the district was \$989,315, which, compared with the estimated value of the catch of last year, viz., \$944,802, shows an increase of \$44,513.

There has been a marked decrease in the catch of cod, which is chiefly owing to the scarcity of bait during the summer months.

Lobsters show an increase in value over last year of \$83,176. There was an increase in the catch of lobsters in the counties of Cape Breton, Inverness and Richmond, and a small decrease in the county of Victoria.

The catch of herring was pretty much the same as in the previous year.

There has been a decrease in the catch of mackerel and smelts.

The dog-fish appeared early in the season, and was the cause of great annoyance to the fishermen, besides destroying their fishing gear.

The weather during the spring and summer was fine, but during the fall months was very windy, and consequently was the partial cause of a decrease in the cod fishery.

The fisheries regulations have been pretty well observed throughout the district. I found the fishery overseers in the different parts of the district always doing all they could to prevent violations of the Fisheries Act and regulations.

I have the honour to be, sir,

Your obedient servant,

JOHN G. MORRISON,
Inspector of Fisheries.

REPORT ON THE FISHERIES OF DISTRICT No. 2.

To the Superintendent of Fisheries,
Ottawa.

SIR,—I have the honour to submit my annual report on the fisheries of District No. 2 of the province of Nova Scotia for the year ended March 31, 1912, together with tabulated statements showing the quantities and values of fish caught in the several counties of the district, and the material used and persons employed in the fisheries.

Owing to the enhanced value of the chief food fish in the markets, it has been considered necessary to compute them at increased schedule rates; and the estimated value of the catch in this district is \$2,942,456, showing, as compared with the estimated value of the catch for last year, \$1,898,756, an increase of \$1,043,700. Had the product been computed at the schedule rates of last year, the increase would have been about \$900,000.

I suspect that part of this increase in the reported catch is owing to the improved system of obtaining statistics, the officers being now required to make a monthly report of the catch in their divisions, instead of an annual report as formerly.

Of the deep sea fisheries, the reported catch of cod was slightly greater than last year. There was a large increase in the catch of haddock, also in that of pollock, while of hake there was a slight decrease.

The reported catch of mackerel for the preceding year was the smallest for the past sixteen years. That for the year under review shows an increase over last of about one hundred and fifty per cent; but it is still below the average of the past twenty years.

The catch of herring was over fifty per cent in excess of last year's.

LOBSTERS.

Over the whole district there was a slight increase. In the counties of Halifax and Guysboro the number of cases packed was about the same as last year; but the quantity shipped to the United States was larger. On the Straits of Northumberland, excepting for the small quantity used for home consumption, all of the lobsters were canned, and the quantity was about eight per cent more than last year.

This increase is probably due altogether to the fact that the fishing season had been extended.

SALMON.

There is an increase of thirty per cent in the catch, and looking over the reports for the past twenty-three years, I find it breaks the record and is the banner year. In the counties on the Atlantic, viz., Halifax and Guysboro, the increase was about sixty per cent, while on the Straits of Northumberland the increase was about thirty per cent. On the Bay of Fundy there was a decrease of ten per cent.

SHAD.

There is little or no improvement in this fishery, the catch being under two hundred barrels, where formerly thousands of barrels were taken.

SESSIONAL PAPER No. 22

SMELTS.

The catch was less than that of last year, although the ice conditions during the season for bag-net fishing were favourable.

ALEWIVES.

About the same quantity was taken as last year, which was below the average of the past ten years.

Excepting on a portion of the coast of Cumberland county, the lobster regulations as to the season were very well observed. But, while in that portion of the district quite a number of traps were destroyed and much gear confiscated, it appears that there are some persons determined to violate the law; and it will be necessary to adopt severe measures to maintain the close season.

Proceedings have been taken against nineteen persons for violations of the Fisheries Act, and convictions made in thirteen cases, all having been tried by local justices.

I regret to have to report that during the year eight fishermen have lost their lives by drowning, while engaged in their calling.

I am, sir,
Your obedient servant,

R. HOCKIN,
Inspector of Fisheries.

REPORTS ON THE FISHERIES OF DISTRICT No. 3.

The following reports from some of the fishery officers of District No. 3 are all that were available from that district for the year 1911-12:—

REPORT ON THE FISHERIES OF THE EASTERN PART OF SHELBURNE COUNTY.

To the Superintendent of Fisheries,
Ottawa.

SIR,—I have the honour to submit my annual report on the fisheries of the municipality and district of Shelburne for the year ended March 31, 1912.

The various kinds of fishing were prosecuted with fair success, with the exception of the lobster fishery, in which the catch was considerably below that for the previous year. This is due in part to bad weather during a great portion of the open season.

There was a considerable increase in the catch of line fish, such as cod, pollock, haddock, hake, &c., due in some measure to the establishment of the cold storage plant, whereby fishermen could secure bait at times when otherwise none could be obtained.

I might also report that the squid caught in the trap-net at the mouth of Shelburne harbour greatly assisted the fishermen in securing bait in this district and also in Barrington district.

The catch of salmon and mackerel for this year was about double that of last year.

Herring were not so plentiful as in the previous year.

The methods of the fishermen are constantly changing. The motor boat has taken the place of the row and sail boat. This is a great advantage to the fisherman, who, without the labour of rowing, or dependence on the breezes that blow, is able to go to fishing grounds farther from the shore.

The loss of two lives in the prosecution of the fishing industry in this district cast a great gloom over the locality to which the men belonged.

The introduction of the cold storage plant and the extension of their plants by the various firms at the town of Lockeport bid fair to increase the product of the sea from the eastern part of the district.

I am, sir,

Your obedient servant,

G. K. HINES,
Fishery Overseer.

SESSIONAL PAPER No. 22

REPORT ON THE FISHERIES OF THE WESTERN PART OF SHELBURNE COUNTY.

To the Superintendent of Fisheries,
Ottawa.

SIR,—I beg to submit my annual report on the fisheries of the western district of the county of Shelburne, together with the statistical returns for the fiscal year 1911-12.

The lobster fishery gave an increase over the previous year of 847 cases canned, and 8,385 cwts. shipped in shell. Cod fish show a decrease, and haddock an increase, compared with the previous year.

The fishing season in the district was considered a fairly successful one, particularly in the western section, where there was an unusually large catch of herring, which was disposed of at a fair price, much of it being sold to United States fishing vessels for bait.

I presume the greater attention given to the herring fishery was responsible for the shortage in the codfish catch.

Mackerel show a decrease. Practically nothing was done except at Cape Negro island, where a few fishermen made some catches during the fall months. These valuable fish, which in former years visited our shores regularly, have practically forsaken their former haunts. Expensive pole trap-nets were set as usual, but these, unfortunately, have not paid their ordinary running expenses. Various opinions exist respecting the non-appearance of these fish in quantities as formerly; but no person seems to be able to solve this important problem.

The recorded increase in the lobster catch would seem to disprove that our waters are being depleted of lobsters; but it must be remembered that the fishery is more vigorously prosecuted than in former years. An increased number of traps are in use, fishing is carried on farther from the shore than formerly, and since the introduction of motor boats fishermen can haul their traps with more regularity than when they were dependent on sails and oars for a means of propulsion.

These modern improvements are expensive; but they have had the effect of increasing the catch.

The regulations for the protection of berried or spawn lobsters are, I believe, almost universally observed by the fishermen of this district.

It is to be regretted, however, that the American well-smacks, manned exclusively by our own fishermen, continue to take berried lobsters and sell them in the United States.

I regret to have to report the loss of one fisherman by drowning, but, considering the number engaged and the hazardous nature of their occupation, the wonder is there are so few such accidents.

There were two valuable boats lost by breaking away from their moorings and going ashore. During the fall months some herring and mackerel nets were destroyed by heavy gales; but during the winter months the loss of lobster traps was exceedingly large.

I am, sir,

Your obedient servant,

E. D. SMITH,
Fishery Overseer.

REPORT ON THE FISHERIES OF YARMOUTH COUNTY.

To the Superintendent of Fisheries,
Ottawa.

SIR,—After careful inquiry into the fisheries of 1911-12, I beg to submit the following report.

There was an increase in the quantity of lobsters caught, due to a more vigorous prosecution of the fishery.

The catch of cod, haddock and hake might have been greater, but for a scarcity of bait.

There was little difference in the catch of herring, alewives and other fish.

About sixty per cent of the herring caught was sold in Canada, and about fifteen per cent consumed locally.

The close season for lobsters was not strictly observed, and the available means of enforcing it were not of a character to cope with the shrewd violators of the law.

There are two fishways in dams on the Carleton river, and both are defective. I do not know what steps have been taken to improve them.

I am, sir,
Your obedient servant,

JAMES D. D'ENTREMONT,
Special Fishery Guardian.

REPORT ON THE FISHERIES OF DIGBY COUNTY.

To the Superintendent of Fisheries,
Ottawa.

SIR,—Not having filled the office of overseer of fisheries before the last three months of the past fiscal year (1911-12), I am not prepared to give much information regarding increase or decrease of fish.

Owing to the unusually severe storms of the winter months, the lobster fishermen of this county suffered much by the loss of traps, gear, &c., and were prevented from fishing very regularly. But from April till the end of the season fishing was good, and taking the catch altogether, and considering the high prices obtained, the year was the best one fishermen have had for a long time: in fact, it was a banner year for fishing in this county.

Smelts in the Weymouth river district were packed in fancy packages of assorted sizes and exported to the Boston market, where they secured the highest price.

I am, sir,
Your obedient servant,

G. E. TORRIE,
Special Fishery Guardian.

SESSIONAL PAPER No. 22

REPORT ON THE GASPEREAUX RIVER DISTRICT OF KINGS COUNTY.

To the Superintendent of Fisheries,
Ottawa.

SIR.—In submitting my annual report I am pleased to say that the alewives were as plentiful in the Gaspereaux river above the tide, and that as many were caught, as in any previous year. The first fish were caught at Avonport on April 28, by the drift boats. With the advent of warmer weather, the fish soon ascended the river, and the water being high, great quantities of fish went up to their spawning beds, and nearly all the square nets got good catches.

The young alewives commenced to go down the river about July 25, and continued to do so in great quantities as late as October 13.

There have been as many alewives taken and shipped this year as in any previous year, and nearly all that were shipped were caught above the tidal waters. The owners of the drift boats do not care to sell at the price that is paid for salted alewives, and if they cannot get fifty cents per hundred, they do not care to fish. The fish are becoming quite a source of income, and the people are getting much interested and are anxious to have them go to their breeding places. I feel assured that if the dams and obstructions are removed the fish will continue to be very plentiful, for it will be remembered that before the fish ladder at White Rock was made and other obstructions removed which stopped their ascent, the gaspereaux or alewives were nearly extinct on the Gaspereaux river.

The catch of salmon was about the same as the previous year. The summer being dry and water low, there were not as many caught below White Rock as usual; but above White Rock, according to the statistics, there were quite a number taken.

Trout are plentiful, and I presume large quantities are caught that we get no account of.

I am, sir,
Your obedient servant,

R. F. REID,
Fishery Overseer.

DISTRICT

RETURN showing the Number of Fishermen, &c., the Number and Value of Vessels and
 try in the County of **Richmond**, Province of

Number.	Fishing Districts.	Fishing Vessels, Boats, Tugs, &c.										Fishing					
		Vessels.				Boats.				Tugs, Snacks, &c.		Gill Nets.		Trap Nets.			
		Number.	Tons.	Value.	Men.	Sail.	Value.	Gasoline.	Value.	Men.	Number.	Value.	Men.	Number.	Value.	Number.	Value.
	<i>Richmond County.</i>			%			%	%		%		%		%		%	
1	Fourchu, Framboise and vicinity.....				76	4200	2	700	218	4	340	9	180	1440			
2	Grand River and vicinity.....				52	1750			122	2	650	4	660	5280			
3	Point Michaud and L'Ardoise.....	3	43	1600	11	300	2	800	670	2	400	4	2150	25200	1	800	
4	Rockdale and Grand Grève.....				64	1300	1	300	164	2	100	4	1166	9328			
5	St. Peters and River Bourgeois.....	9	384	19200	86	52	1800	1	500	51	3	2100	8	70	350		
6	Louisdale and River Inhabitants.....				16	360			27				125	578			
7	Ports Richmond and Malcolm.....	3	126	6000	30	40	800		60				45	215			
8	West Bay.....				30	360			34				100	600			
9	Isle Madame.....	16	316	4400	79	324	3160	6	900	388	5	1000	3	1892	15136		
	Totals.....	31	869	31200	206	954	16930	12	3200	1734	18	4590	32	6388	58127	1	800

SESSIONAL PAPER No. 22

No. 1.

Boats, and the Quantity and Value of all Fishing Gear, &c., used in the Fishing Industry in Nova Scotia, during the Year 1911-12.

Gear.														Can-neries.		Other Material						Persons employed in Can-neries, Freez-ers and Fish-houses.	
Smelt Nets.		Trawls.		Hand Lines.		Lobster Traps.		Lobster Can-neries.		Freezers and Ice-houses.		Smoke and Fish-houses.		Piers and Wharf.		Persons employed in Can-neries, Freez-ers and Fish-houses.							
Number.	Value.	Number.	Value.	Number.	Value.	Number.	Value.	Number.	Value.	Number.	Value.	Number.	Value.	Number.	Value.	Number.	Number.						
%	%	%	%	%	%	%	%	%	%	%	%	%	%	%	%	%	%						
.....		7	35	54	27	4500	4500	2	1500	12	400	40						
.....		100	50	4400	4400	1	900	20						
.....		11	62	516	201	4385	4385	1	300	4	120	18						
.....		30	120	60	24	4800	4800	1	598	3	90	22						
.....		60	420	560	560	1	300	2	3000	78	7000	50						
.....		10	65	80	80	200	100	70	600	20						
.....		20	110	100	100	500	250	65	650	7						
.....		15	100	50	50	25	250	8						
83	54	388	1910	420	420	27700	26780	5	4500	5	1450	221	2700	110	5420	86						
83	54	541	2822	1940	1512	46485	45215	11	8000	7	4450	459	11290	129	6030	256						

3 GEORGE V., A. 1913

RETURN showing the Number of Fishermen, &c., the Number and Value of Vessels Industry in the County of **Cape Breton**, Province of

Number.	Fishing Districts.	Fishing Vessels, Boats, Tugs, &c.											Fishing		
		Vessels.			Boats.					Tugs, Smacks, &c.			Gill Nets.		
		Number.	Tons.	Value.	Men.	Sail.	Value.	Gasoline.	Value.	Men.	Number.	Value.	Men.	Number.	Value.
	<i>Cape Breton County.</i>						\$	\$		\$					
1	North Sydney, Sydney, Glace Bay, Lingan and vicinity	13	211	4850	60	87	1238			149	4	1025	11	570	5130
2	Port Morien and vicinity					25	700	16	2400	56	1	200	2	80	1000
3	Upper North Sydney, Long Island and Leitches Creek					14	170	1	300	10				30	135
4	Mainadieu, Lorraine and Mira Bay	4	75	3700	19	67	1270	1	200	169	5	1400	10	537	6720
5	Gabarouse and vicinity					26	7150	2	800	100	6	6000	15	700	7000
6	Seatarie Island					12	1800	7	2800	64				210	2100
7	East Bay (both sides), Grand Narrows and vicinity					40	498			75				80	997
8	Little Bras d'Or	3	51	715	13	50	920	1	250	70	2	350	4	152	760
9	Louisburg and vicinity	1	32	600	6	62	7000	10	3600	120	1	3000	4	675	5400
	Totals	21	369	9865	98	383	20746	38	10350	813	19	11975	46	3034	29242

SESSIONAL PAPER No. 22

and Boats, and the Quantity and Value of all Fishing Gear, etc., used in the Fishing Nova Scotia, during the Year 1911-12.

Gear.										Canneries.		Other Material.				Persons employed in Canneries, Freezers and Ice-houses.		
Trap Nets.		Smelt Nets.		Trawls.		Hand Lines.		Lobster Traps.		Lobster Canneries.		Freezers and Ice-houses.		Smoke and Fish-houses.		Piers and Wharves.		Number.
Number.	Value.	Number.	Value.	Number.	Value.	Number.	Value.	Number.	Value.	Number.	Value.	Number.	Value.	Number.	Value.	Number.	Value.	
%	%	%	%	%	%	%	%	%	%	%	%	%	%	%	%	%	%	
..	520	1560	418	315	1240	1860	2	2200	43	895	16	1200	52
..	8	80	60	25	3500	2500	3	2000	5	200	35	700	25
..	16	64	51	8	1	30	3
..	67	670	150	75	6500	1625	2	3800	3	75	16	345	72
1	500	27	54	10	225	200	80	12000	9000	5	2750	50	5000	20	2000	175
..	15	150	240	120	1000	950	25	1200	6
..	73	210	175	108	27	280	7
..	100	500	120	60	4000	4000	2	3000	1	3000	25	375	20	400	35
..	130	730	780	385	6700	6700	2	4700	2	600	55	7600	34	6800	55
1	500	27	54	939	4189	2194	1255	34940	26635	16	18450	11	3875	277	16425	90	10400	414

Return showing the Number of Fishermen, etc., the Number and Value of Vessels and try in the County of **Victoria**, Province of

Fishing Districts.		Fishing Vessels, Boats, Tugs, &c.											Gill Nets.				
		Vessels.			Boats.					Tugs, Smacks, &c.							
		Number.	Tons.	Value.	Men.	Sail.	Value.	Gasoline.	Value.	Men.	Number.	Value.			Men.	Number.	Value.
<i>Victoria County.</i>																	
1	Iona, Washabuck and Little Narrows.....					54	572			76				89	663		
2	Baddeck and vicinity.....					21	470			19				59	590		
3	French River to Cape Smokey.....					29	580			45	2	40	3	60	600		
4	Breton Cove to Englishtown.....					49	980	3	1000	75	1	20	2	134	1340		
5	Ingonish.....	11	176	4400	55	175	3150	2	1100	360				564	4512		
6	Neil's Harbour and New Haven.....					83	4900	4	900	107				100	725		
7	White Pt., Dingwall and Sugar Loaf.....	2	28	600	8	46	1140	1	300	64	1	60	2	142	1680		
8	Sparling's Brook, Bay St. Lawrence and vicinity.....					46	690			92	3	200	6	92	1000		
	Totals.....	13	204	5000	63	503	12482	10	3300	838	7	320	13	1240	11110		

SESSIONAL PAPER No. 22

Boats, and the Quantity and Value of all Fishing Gear, etc., used in the Fishing Industry—Nova Scotia, during the Year 1911-12.

Fishing Gear.										Canneries.	Other Material.					Persons employed in Canneries, Freezers and Fish-houses.	Number.	
Trap Nets.		Smelt Nets.		Trawls.		Hand Lines.		Lobster Traps.		Lobster.	Freezers and Ice-houses.	Smoke and Fish-houses.		Piers and Wharves.				
Number.	Value.	Number.	Value.	Number.	Value.	Number.	Value.	Number.	Value.	Number.	Value.	Number.	Value.	Number.	Value.	Number.	Value.	
				35	142	119	55						7	102				1
		1	8	6	39	36	18	12	12							1		2
				12	120	65	32	900	900	2	750	1	100	18	720			14
6	2900			30	300	122	61	3400	3400	2	750	1	100	38	1520			26
8	4000	3	12	165	1320	670	335	2500	750	5	2000	2	2000	15	3000	6	4500	137
2	2000			35	525	316	316	2480	2480	3	750	1	750	35	1800	2	1500	35
2	800			30	300	184	184	1800	1800	2	800			13	3400	11	1100	24
1	400			21	210	84	84	4200	4200	2	750			9	1800			32
19	10100	4	20	334	2956	1596	1085	15292	13542	16	5800	5	2950	135	12342	20	7100	268

RETURN showing the Number of Fishermen, etc., the Number and Value of Vessels and Industry in the County of **Inverness**, Province

Number.	Fishing Districts.	Fishing Vessels, Boats, Tugs, &c.										Fishing						
		Vessels.			Boats.				Tugs, Smacks, &c.			Gill Nets.		Seines.		Trap Nets.		
		Number.	Tons.	Value.	Men.	Sail.	Value.	Gasoline.	Value.	Men.	Number.	Value.	Men.	Number.	Value.	Number.	Value.	
	<i>Inverness County.</i>			%			%	%		%			%		%			
1	Broad Cove, Inverness and Mabou					26	620	6	500	83	1	400	5	10	70			
2	Delaney's, Doucette, and Belle Cote					45	1950			99				114	1140			
3	Margaree Harbour, Whale Cove, St. Rose					19	505	1	250	28				44	440			
4	Broad Cove Marsh, Margaree Island and Margaree River					24	585			48				60	700			
5	West Bay, Riv. Denys and Malagawatch					97	1172			106				297	594			
6	Pleasant Bay, Pollets Cove and Meat Cove					42	630	3	925	70				88	1760	1	300	
7	Cheticamp, Eastern Harbour and Cape Rouge	27	358	10900	128	52	1738	1	600	113				246	1488			
8	Port Hood, Little Mabou and Seaside	2	44	3000	10	43	1000	17	4750	106	4	270	5	320	3200		1	
9	Judique, Long Point and Creignish					100	1990	1	200	141	6	470	7	193	2100			
10	Ports Hastings and Hawkesbury	1	11	250	2	16	470	1	400	30	1	250	4	56	560		2	
	Totals	30	413	14150	140	464	10660	30	7625	824	12	1390	21	1428	12,527	1	300	4,150

SESSIONAL PAPER No. 22

Boats, and the Quantity and Value of all Fishing Gear, etc., used in the Fishing of Nova Scotia, during the Year 1911-12.

Gear.														Persons employed in Canneries, Freezers and Fish-houses	Number.					
Weirs.		Smelt Nets.		Trawls.		Hand Lines.		Lobster Traps.		Lobster Canneries.		Other Material.								
Number.	Value.	Number.	Value.	Number.	Value.	Number.	Value.	Number.	Value.	Number.	Value.	Number.	Value.			Number.	Value.			
§	§	§	§	§	§	§	§	§	§	§	§	§	§	§	§					
.....	6	30	184	92	4300	1430	1	1000	4	1000	4	100	40	1		
.....	37	395	408	400	590	274	2	350	4	350	33	1500	12	1300	20	2	
.....	4	50	61	71	250	160	1	120	5	245	1	100	5	3	
31	620	12	125	66	85	700	270	9	300	4	
.....	87	870	212	65	13	140	4	48	5	
.....	4	40	105	105	3800	2800	3	2000	7	150	17	275	38	6
.....	28	560	428	615	7500	3180	5	2700	5	2575	13	4350	12	7400	105	7	
.....	25	100	380	1520	195	195	8600	5160	2	2500	3	3700	36	740	2	3500	37	8	
.....	153	620	155	155	12100	7260	4	2600	42	910	72	9
.....	47	235	20	80	30	30	1700	1020	1	35000	3	90000	1	10000	60	10
31	620	78	365	725	4260	1844	1813	39540	21494	18	11270	24	42775	175	98560	32	22348	377	

THE CATCH
 RETURN showing the Quantities and Values of all Fish caught and landed in a Green State in the County of Richmond, Province of Nova Scotia, during the year 1911-12.

Number.	Fishing Districts.	Salmon, cwt.s.	Salmon, value.	Lobsters, cwt.s.	Lobsters, value.	Cod, cwt.s.	Cod, value.	Haddock, cwt.s.	Haddock, value.	Hake and Cusk, cwt.s.	Hake and Cusk, value.	Pollock, cwt.s.	Pollock, value.	Herring, cwt.s.	Herring, value.	Mackerel, cwt.s.	Mackerel, value.	Shad, cwt.s.	Shad, value.	Alwives, cwt.s.	Alwives, value.	Number.
<i>Richmond County.</i>																						
1	Fourchu, Framboise and vicinity			1750	7000	720	1200	600	900					45	75	84	308					1
2	Grand River and vicinity			879	3516	1800	3150							37	50	120	600					2
3	Point Melchard & L'Ardoise			917	3788	6804	11907	2005	3140			615	768	1986	3269	288	1440					3
4	Rockdale and Grand Grève.			1340	5330	1864	3262	569	764			280	280	1430	2145	200	1000					4
5	St Peter's and Riv. Bourgeois			668	3173	19135	28702	1007	1510			2044	2044	639	350	205	1025					5
6	Louisdale and Riv. Inhabitants					298	447	75	100			157	157	1440	720	98	490					6
7	Port Malcohn and Port Richmond					836	1254							1709	865	337	1685					7
8	West Bay					89	133							490	245							8
9	Isle Madame			3850	15400	4825	8443	12610	18915			2400	2400	4000	4000	800	2400					9
	Totals	589	5914	9434	38237	36371	58498	16956	25,329	982	982	5496	5649	11829	11700	2132	8948			710	1015	

Cwt. = 100 lbs. N. B.—In some cases totals are given without items, because the correct figures for each locality were not available.

SESSIONAL PAPER No. 22

THE CATCH.
 RETURN showing the Quantities and Values of all Fish caught and landed in a Green State in the County of Richmond, Province of Nova Scotia, during the year 1911-12—*Concluded*.

Number.	Fishing Districts.	Halibut, cwt.	Halibut, value.	Founders, cwt.	Founders, value.	Smelts, cwt.	Smelts, value.	TROUT, cwt.	TROUT, value.	Eels, cwt.	Eels, value.	Tom-cod, cwt.	Tom-cod, value.	Sword-fish, cwt.	Sword-fish, value.	Mixed fish, cwt.	Mixed fish, value.	Squid, brls.	Squid, value.	Clams, brls.	Clams, value.	Number.	
<i>Richmond County.</i>																							
1	Pouchin, Framboise and vicinity	18	91																			1	
2	Grand River and vicinity	5	25																			2	
3	Pt. Michaud and L'Ardoise	5	25																			3	
4	Rockdale and Grand Grève	5	25			2	9			30	150					49	25					4	
5	Pt. Peter's and Riv. Bourgeois	25	125			16	96			3	15					31	17					5	
6	Louisdale and River Inhabitant's																						6
7	Port Malcoim and Pt. Richmond																						7
8	West Bay	150	750	380	570	75	375			45	180											8	
9	Isle-Madame																						9
Totals		203	1019	410	616	191	1068			137	630	111	217	917	5641	96	18	190	340	443	886		

Cwt.—100 lbs. N. B. In some cases totals are given without items, because the correct figures for each locality were not available.

THE CATCH MARKETED.

RETURN showing the Quantities and Values of all Fish and Fish Products Marketed in a fresh, dried, pickled, canned, &c., state, for the County of **Richmond**, Province of **Nova Scotia**, during the year 1911-12.

Number.	Fishing Districts.	Salmon, fresh and frozen, cwts.	Salmon, canned, cases.	Salmon, salted, cwts.	Lobsters, canned, cases.	Lobsters, shipped in shell, cwts.	Cod, fresh, cwts.	Cod, shipped green-salted, cwts.	Cod, dried, cwts.	Haddock, fresh, cwts.	Haddock, smoked, cwts.	Haddock, dried, cwts.	Hake and Cusk, fresh, cwts.	Hake and Cusk, dried, cwts.	Pollock, fresh, cwts.	Pollock, dried, cwts.	Herring, fresh, cwts.	Herring, smoked, cwts.	Number.
<i>Richmond County.</i>																			
1	Fourchu, Framboise & vicinity				680		240		290										1
2	Grand River and vicinity				341		300	450											2
3	Point Michaud & L'Ardoise.				339		1445	2468		220		625			205				3
4	Rockdale and Grand Grève.				536		232	464		200		123			90				4
5	St. Peter's and River Bourgeois				267		5753	984		32		133			562		348		5
6	Louisdale and River Inhabitants.						93	7				25			59				6
7	Port Richmond and Pt. Malcolm.						275	4											7
8	West Bay						21	8											8
9	Isle Madame.				1500		1215	520		10950	200	420			600				9
	Totals.....	525	77		3663		9574	4905		11182	705	1526	489	167	948	1516	5	10	
	Rates	15 00	7 00		17 00		6 00	350		1 50	6 00	5 00	1 50	4 00	1 50	4 00	1 00	4 00	
	Values	7875	539		62271		57444	17167		16773	4230	7630	734	668	1422	6064	5 00	40	

N.B.—In some cases totals are given without items, because the correct figures for each locality were not available.

SESSIONAL PAPER No. 22

THE CATCH MARKETED.

RETURN showing the Quantities and Values of all Fish and Fish Products Marketed in a fresh, dried, pickled, canned, &c., state, for the County of **Richmond**, Province of **Nova Scotia**, during the year 1911-12.—*Concluded.*

Number.	Fishing Districts.	Herring, pickled, brls.	Herring, used as bait, brls.	Herring, used as fertilizer, brls.	Mackerel, fresh, cwts.	Mackerel, salted, brls.	Alwives, salted, brls.	Hallbutt, fresh, cwts.	Pounders, fresh, cwts.	Smelts, fresh, cwts.	Eels, fresh, cwts.	Tom-Cod, fresh, cwts.	Swordfish, fresh, cwts.	Mixed fish, fresh, cwts.	Squid, used as bait, brls.	Clams and quahaugs, fresh, brls.	Tongues and Sounds, pickled and dried, cwts.	Fish oil, gals.	Number.	
<i>Richmond County.</i>																				
1	Foucheu, Framboise and vicinity.....	15				28		18											180	1
2	Grand River and vicinity.....	10				40													70	2
3	Pont Michaud and L'Ardoise.....	463	183			96		5											594	3
4	Rockdale and Grand Grève.....	450	40		150	16		5		2	30								75	4
5	St. Peter's and River Bourgeois.....	202	34		151	18		25	25	16	3			49					1800	5
6	Louisdale and River Inhabitants.....	460	32		2	32			5	98	50			31					55	6
7	Port Richmond and Port Malcolm.....	513	10		7	110								13					80	7
8	West Bay.....	20	200	15		100		150	380	75	45								12	8
9	Isle Madame.....	1200	200		500	100									140				900	9
	Totals.....	3369	729	15	810	110	237	203	410	191	137	111	917	96	190	443	5	3796		
	Rates.....\$	4 50	1 50	1 00	8 00	12 00	4 00	10 00	2 00	8 00	6 00	2 00	8 00	1 00	2 50	3 00	4 50	.35		
	Values.....\$	15160	1093	15 00	6480	5280	918	2030	820	1528	822	282	7576	96	475	1329	22	1329		
	Total Value.....\$																			229,059

N. B.—In some cases totals are given without items, because the correct figures for each locality were not available.

RETURN showing the Quantities and Values of all Fish caught and landed in a during the

Number.	Fishing Districts.	Salmon, cwts.	Salmon, value.	Lobsters, cwts.	Lobsters, value.	Cod, cwts.	Cod, value.	Haddock, cwts.	Haddock, value.	Hake & Cusk, cwts.	Hake and Cusk, value.	Pollock, cwts.	Pollock, value.	Herring, cwts.	Herring, value.
	<i>Cape Breton.</i>		¢		¢		¢	¢			¢		¢		¢
1	North Sydney, Sydney, Glace Bay, Lingan and vicinity.....			1427	6777	12965	25930	2013	2013			1120	1120		
2	Port Morien and vicinity..	60	600	2570	7710	640	1280	100	200						
3	Upper North Sydney, Long Island and Leitches Creek.....					243	486								
4	Mainadieu, Lorraine, Mira Bay.....	106	954	2135	9820	3870	5805	930	930			960	960		
5	Gabarouse and vicinity.....			5480	27400	5702	13404	600	720	10	202	202			
6	Scatarie Island.....	6	60	963	4815	2010	4020	265	397	16	24	35	43		
7	East Bay, both sides, Grand Narrows and vicinity.....					830	1660	316	474			198	198		
8	Little Bras d'Or.....	12	120	3350	10050	5600	8400	150	300			20	30		
9	Louisburg and vicinity....	27	270	1953	7812	11080	16620	2230	2230			315	315		
	Totals.....	211	2004	17878	74384	43940	77605	6604	7264	25	34	2850	2868	9174	9174

Cwt. = 100 lbs. N. B.—In some cases totals are given without items, because the correct figure

SESSIONAL PAPER No. 22

CATCH.

Green State in the County of Cape Breton, Province of Nova Scotia, year 1911-12.

	Mackerel, cwts.	Mackerel, value.	Shad, cwts.	Shad, value.	Alewives, cwts.	Alewives, value.	Halibut, cwts.	Halibut, value.	Flounders, cwts.	Flounders, value.	Smelts, cwts.	Smelts, value.	Trout, cwts.	Trout, value.	Eels, cwts.	Eels, value.	Tomcod, cwts.	Tomcod, value.	Swordfish, cwts.	Swordfish, value.	Oysters, bbls.	Oysters, value.	Clams, bbls.	Clams, value.	Squid, bbls.	Squid, value.	Mixed fish, cwts.	Mixed fish, value.	Number.
	¢	¢	¢	¢	¢	¢	¢	¢	¢	¢	¢	¢	¢	¢	¢	¢	¢	¢	¢	¢	¢	¢	¢	¢	¢	¢	¢	¢	¢
379	1516						220	1100																					1
							70	560							4	20													2
																													3
856	4280	7	42	66	66	184	920				3	15														8	16		4
600	3000			150	150	15	120				23	115													15	30		5	
53	265					30	150												20	100					22	44		6	
																													7
						48	240								20	100										10	20		8
1145	5725																		150	725									9
3033	14786	7	42	216	216	567	3090				26	130			24	120			170	825					55	110			

for each locality were not available.

THE CATCH MARKETING.
RETURN showing the Quantities of Fish and Fish Products Marketed in a fresh, dried, pickled, canned, &c., state, for the County of Cape Breton, Province of Nova Scotia, during the year 1911-12.

Number.	Fishing Districts.	Salmon, fresh and frozen, cwts.	LoBSTERS, canned, cases.	LoBSTERS, shipped in shell, cwts.	Cod, fresh, cwts.	Cod, shipped gr. salted, cwts.	Cod, dried, cwts.	Haddock, fr., cwts.	Haddock, smoked, cwts.	Haddock, dried, cwts.	Hake, fresh, cwts.	Pollock, fr., cwts.	Pollock, dr., cwts.	Herring, fresh, cwts.	Herring, pickled, brs.	Herring, used as bait, brs.	Herring, used as fertilizer, brs.	Number.
<i>Cape Breton County.</i>																		
1	North Sydney, Glace Bay, Sydney, Lingan and vicinity.....		571		6815	3075		809		400		1120						1
2	Port Morien and vicinity.....	60	1028		646			100										2
3	Upper North Sydney, Long Island and Leitch's Creek.....				243											320		3
4	Maindieu, Lorraine and Mira Bay.....	106	814		117	615	843	30		301			67					4
5	Gabarouse and vicinity.....		2533	138	57	104	2138	200		200	9							5
6	Scatarie Island.....	6			790	25	390	200		15	16	20	5					6
7	East Bay, both sides, Gr. Narrows and vicinity.....				830			316				198						7
8	Little Bras d'Or.....	12	1339		400	1000	1200	100		16		20						8
9	Louisburg and vicinity.....	27	781	270	400	1890	2300	150		700			105					9
	Totals.....	211	7066	408	9892	6709	6871	1685	2	1632	25	1358	497	1112	1608	1619		5
	Rates.....	\$ 15 00	17 00	10 00	2 00	3 50	6 00	1 50	6 00	5 00	1 50	1 50	4 00	1 00	4 50	1 50		1
	Values.....	\$ 3165	120122	4080	19781	23481	41236	2527	12	8160	37	2037	1988	1112	7236	2128		5

N. B.—In some cases totals are given without items, because the correct figures for each locality were not available.

SESSIONAL PAPER No. 22

THE CATCH MARKETED.

RETURN showing the Quantities of Fish and Fish Products Marketed in a fresh, dried, pickled, canned, &c., state for the County of Cape Breton, Province of Nova Scotia, during the year 1911-12—*Concluded.*

Number.	Fishing Districts.	Mackerel, fresh, cwts.	Mackerel, salted, brls.	Shad, fresh, cwts.	Alewates, fresh, cwts.	Alewates, salted, brls.	Halibut, fresh, cwts.	Smelts, fresh, cwts.	Trout, fresh, cwts.	Oulachans, fresh, cwts.	Bass, fresh, cwts.	Sturgeon, fresh, cwts.	Eels, fresh, cwts.	Toneod, fresh, cwts.	Swordfish, fresh, cwts.	Squid, used as bait, brls.	Oysters, fresh, brls.	Fish Oil, gallons.	Number.	
<i>Cape Breton County.</i>																				
1	North Sydney, Glace Bay, Sydney, Lingan and vicinity.....	379					220						4						1	
2	Port Morien and vicinity.....						70												2	
3	Upper North Sydney, Long Island and Leitches Creek.....	46	272	7		22	184	3								8		843	3	
4	Mainadieu, Lorraine and Mira Bay.....		200			50	15	23								15		1069	4	
5	Gabarouse and vicinity.....						30								20	22		670	5	
6	Scatarie Island.....	53																	6	
7	East Bay, both sides, Gr. Narrows & vicinity.....																		7	
8	Little Bras d'Or.....	50	365				48						20						8	
9	Louisburg and vicinity.....																		9	
	Totals.....	522	837	7		72	567	26					24		170	55		5842		
	Rates.....	8 00	12 00	10 00		4 00	10 00	8 00					6 00		8 00	2 50		0.35		
	Values.....	4176	10044	70		288	5670	208					144		1360	138		2045		
	Total Value.....																			261,513

THE CATCH.

RETURN showing the Quantities and Values of all Fish caught and landed in a Green State in the County of Victoria, Province of Nova Scotia, during the year 1911-12.

Fishing Districts.	Salmon, cwt.	Salmon, value.	Lobsters, cwt.	Lobsters, value.	Cod, cwt.	Cod, value.	Haddock, cwt.	Haddock, value.	Hake and Cusk, cwt.	Hake and Cusk, value.	Pollock, cwt.	Pollock, value.	Herring, cwt.	Herring, value.	Mackerel, cwt.	Mackerel, value.	Alwives, cwt.	Alwives, value.	Number.
<i>Victoria County.</i>																			
1 Iona, Washabuck and Little Narrows...	10	120	4	20	2254	4508	748	1122	1
2 Baddeck and vicinity	6	72	68	136	40	40	3	3	2
3 French River and Cape Surokey	16	160	650	2950	248	496	70	70	125	125	90	270	3
4 Breton Cove to Englishtown	34	340	350	4250	300	450	188	188	50	37	1700	1700	18	54	4
5 Ingomish	25	250	1400	5600	21736	32504	32999	32999	400	400	1000	1000	361	361	580	2320	5
6 Neil's Harbour and New Haven	1587	6348	12309	17233	1569	1569	390	195	9	27	6
7 White Point, Dingwall and Sugar Loaf	47	329	550	2200	3005	4207	660	660	56	45	455	455	1298	649	7
8 Sparling's Brook, Bay St. Lawrence and vicinity	35	245	1877	7508	1400	1960	54	54	10	8	40	40	470	235	8
Totals	173	1516	7018	28876	41320	61594	35540	35540	546	490	1495	1495	5132	4427	697	2671	3	3	9

Cwt. = 100 lbs.

SESSIONAL PAPER No. 22

THE CATCH.

RETURN showing the Quantities and Values of all Fish caught and landed in a Green State in the County of Victoria, Province of Nova Scotia, during the year 1911-12—*Concluded.*

Number.	Fishing Districts.	Halibut, cwt.	Halibut, value.	Smelts, cwt.	Smelts, value.	Trout, cwt.	Trout, value.	Eels, cwt.	Eels, value.	Toned, cwt.	Toned, value.	Mixed fish, cwt.	Mixed fish, value.	Squid, lbs.	Squid, value.	Oysters, lbs.	Oysters, value.	Clams, lbs.	Clams, value.	Hair seal skins, number.	Hair seal skins, value.	Number.
<i>Victoria County.</i>																						
1	Hona, Washabuck and Little Narrows.			12	60			33	165			6	3			319	957					1
2	Baddeck and vicinity.			3	12	1	10	4	20							12	36					1
3	French River and Cape Smokey.													5	10							1
4	Bretton Cove to Englishtown.	2	10																			1
5	Ingonish.			20	80									120	240							1
6	Nat's Harbour and New Haven.	15	60											26	52							1
7	White Point, Dingwall and Sugar Loaf.	76	380	20	80	8	56	20	100	19	19	35	18	37	74			5	10	6	6	7
8	Sparling's Brook, Bay St. Lawrence and vicinity.	40	200							12	12	15	7									6
	Totals.	133	650	55	232	9	66	57	285	31	31	56	28	188	376	331	993	5	10	6	6	

Cwt. = 100 lbs.

THE CATCH MARKETED.

RETURN showing the Quantities and Values of all Fish and Fish Products Marketed in a fresh, dried, pickled, canned, &c, state, for the County of Victoria, Province of Nova Scotia, during the year 1911-12.

Number.	Fishing Districts.	Salmon, fresh and frozen, cwts.	Salmon, canned, cases.	Lobsters, canned, cases.	Lobsters, shipped in shell, cwts.	Cod, fresh, cwts.	Cod, shipped green-salted, cwts.	Cod, dried, cwts.	Haddock, fresh, cwts.	Haddock, smoked, cwts.	Haddock, dried, cwts.	Hake and Gusk, fresh, cwts.	Hake and Gusk, dried, cwts.	Pollock, dried, cwts.	Herring, fresh, cwts.	Herring, pickled, brls.	Herring, used as bait, brls.	Number.	
1	Iona, Washabuck and Little Narrows	10			528	623	160										95	1	
2	Baddeck and vicinity	6			5		21										6	7	
3	French River to Cape Smokey	16		246		55	46	8									15	3	
4	Breton Cove to Englishtown	25	16	374		75	50	32									33	4	
5	Ingonish	25		553		5589	3550	18618	390			160	80	300				161	5
6	Neil's Harbour and New Haven			635		200	4031	1452										196	6
7	White Point, Dingwall and Sugar Loaf	47		223		620	760											30	6
8	Sparling's Brook, Bay St. Lawrence and vicinity.	35		751		225	380											236	8
	Totals.....	164	16	2782	4	741	11168	6419	18658	390	4714	160	119	473	4	272	2099		
	Rates	\$ 15 00	\$ 7 00	\$ 17 00	\$ 10 00	\$ 2 00	\$ 3 50	\$ 6 00	\$ 1 50	\$ 6 00	\$ 5 00	\$ 1 50	\$ 4 00	\$ 4 00	\$ 1 00	\$ 4 50	\$ 1 50		
	Values.....	\$ 2460	\$ 112	\$ 47294	\$ 40	\$ 1482	\$ 39088	\$ 38514	\$ 27987	\$ 2340	\$ 23570	\$ 240	\$ 475	\$ 1892	\$ 4	\$ 1224	\$ 3148		

SESSIONAL PAPER No. 22

THE CATCH MARKETED.

RETURN showing the Quantities and Values of all Fish and Fish Products Marketed in a fresh, dried, pickled, canned, &c., state, for the County of Victoria, Province of Nova Scotia, during the Year 1911-12—Continued.

Number.	Fishing Districts.	Mackerel, fresh, cwts.	Mackerel, salted, brls.	Alewives, fresh, cwts.	Haddock, fresh, cwts.	Smelts, fresh, cwts.	Trout, fresh, cwts.	Eels, fresh, cwts.	Tomcod, fresh, cwts.	Mixed fish, fresh, cwts.	Squid, used as bait, brls.	Oysters, fresh, brls.	Clams and Quahags, fresh, brls.	Tongues and Souds, pickled and dried, cwts.	Hair seal skins, number.	Fish oil, gallons.	Number.
1	Iona, Washabuck and Little Narrows.	116	1	319	6	319	6	116	1	116	1	116	1	116	1	116	1
2	Baddieck and vicinity.	15	24	3	3	3	1	4	12	12	12	12	12	12	12	12	12
3	French River to Cape Smokey.	15	24	3	3	3	1	4	12	12	12	12	12	12	12	12	12
4	Breton Cove to Englishtown.	2	6	2	2	2	2	2	2	2	2	2	2	2	2	2	2
5	Ingonish.	80	169	15	15	20	20	20	19	35	35	35	35	35	35	35	35
6	Neil's Harbour and New Haven.	9	9	76	76	20	8	20	19	35	37	37	37	37	37	37	37
7	White Point, Dingwall and Sugar Loaf.	104	199	3	133	55	9	57	31	56	188	331	5	15	6	2746	8
8	Sparling's Brook, Bay St. Lawrence and vicinity.	800	1200	3000	1000	800	1200	600	200	100	250	500	300	450	150	335	7
	Totals.	104	199	3	133	55	9	57	31	56	188	331	5	15	6	2746	8
	Rates.	800	1200	3000	1000	800	1200	600	200	100	250	500	300	450	150	335	7
	Values.	832	2388	900	1330	440	108	342	62	56	470	1635	15	68	9	961	8
	Total value.															\$198,616	

THE CATCH.
 RETURN showing the Quantities and Values of all Fish caught and landed in a Green State in the County of Inverness, Province of Nova Scotia, during the year 1911-12.

Number	Fishing Districts.	Salmon, cwt.	Salmon, value.	Lobsters, cwt.	Lobsters, value.	Cod, cwt.	Cod, value.	Haddock, cwt.	Haddock, value.	Hake and Gusk, cwt.	Hake and Gusk, value.	Pollock, cwt.	Pollock, value.	Herring, cwt.	Herring, value.	Mackerel, cwt.	Mackerel, value.	Alewives, cwt.	Alewives, value.	Halibut, cwt.	Halibut, value.	Number.
<i>Inverness County.</i>																						
1	Broad Cove, Inverness and Mabou		\$	2250	6750	266	532			38	38	12	18	443	443	198	792			26	130	1
2	Delaney, Doucette and Belle Côte			560	2000	2005	3008							245	185							2
3	Margaree Harbour, Whale Cove and St. Rose			230	920	160	240			14	14	6	9	108	70	42	168			11	55	3
4	Broad Cove Marsh, Marg. Isl. and Marg. River.					162	243			26	26	21	37	118	82	138	552	1050	1050	19	95	4
5	West Bay, River Dennis and Malaga watch.					550	1100							750	375							5
6	Pleasant Bay, Pollets Cove and Meat Cove.			1050	4200	2360	3544					15	15	340	510	87	348			8	48	6
7	Cheticamp, Eastern Harbour and Cape Rouge.			5000	15000	15600	24810			758	947	349	349	1317	658	1079	4316			24	120	7
8	Port Hood, Little Mabou and Seaside.			2565	8558	2060	3090			3230	4730			2440	2440	541	2104					8
9	Judique, Long Point and Creignish			3325	11627	1130	1635			330	330			1290	1290	36	144					9
10	Pts. Hastings and Hawkesbury					510	765			465	465			435	435	900	3600					10
Totals.		1723	17230	14920	49055	24809	39027	36608	49391	4861	6550	403	428	7486	6488	3021	12084	1050	1050	88	448	

*Cwt. = 100 lbs.

N. B.—In some cases totals are given without items, because the correct figures for each locality were not available.

SESSIONAL PAPER No. 22

THE CATCH.

RETURN showing the Quantities and Values of all Fish caught and landed in a Green State in the County of Inverness, Province of Nova Scotia, during the year 1911-12—Continued.

Number.	Fishing Districts.	Flounders, cwt.	Flounders, value.	Smelts, cwt.	Smelts, value.	Trout, cwt.	Trout, value.	Pels, cwt.	Pels, value.	Sword-fsh, cwt.	Sword-fsh, value.	Mixed fsh, cwt.	Mixed fsh, value.	Squid, brls.	Squid, value.	Oysters, brls.	Oysters, value.	Clams, brls.	Clams, value.	Hair seal skins, No.	Hair seal skins, value.	Number.
<i>Inverness County.</i>																						
1	Broad Cove, Inverness and Mabou		20	100								69	35									1
2	Delaney, Doucette and Bella Côte.											16	8									2
3	Margaree Harbour, Whale Cove and St. Rose											15	7					27	54			3
4	Broad Cove Marsh, Marg. Isl. & Marg. Riv.		23	115		3	18	65	260													4
5	West Bay, River Dennis and Malaga-watch					8	40	41	164			65	33			250	750					5
6	Pleasant Bay, Pollets Cove and Meat Cove.					2	20	20	80													6
7	Cheticamp, Eastern Harbour and Cape Rouge							3	15													7
8	Port Hood, Little Mabou and Seaside.	714	1021	22	110			4	20													8
9	Judique, Long Point and Croisnish.			51	255			12	60													9
10	Pts. Hastings and Hawkesbury.			40	200																	10
	Totals.	714	1021	156	780	13	78	145	599	168	840	165	83	1654	3308	250	750	27	54	26	26	

Cwt. = 100 lbs.

N. B.—In some cases totals are given without items, because the correct figures for each locality were not available.

THE CATCH MARKETED.

RETURN showing the Quantities and Values of all Fish and Fish Products Marketed in a fresh, dried, pickled, canned, &c., state, for the County of Inverness, Province of Nova Scotia, during the year 1911-12.

Number.	Fishing Districts.	Salmon, fresh and frozen, cwt.	Salmon, canned, cases.	LoBSTERS, canned, cases.	Cod, fresh, cwt.	Cod, green-salted, cwt.	Cod, dried, cwt.	Haddock, fresh, cwt.	Haddock, smoked, cwt.	Haddock, dried, cwt.	Hake and Cusk, fresh, cwt.	Hake and Cusk, dried, cwt.	Pollock, dried, cwt.	Herring, smoked, cwt.	Herring, pickled, brs.	Herring, used as bait, brs.	Number.
<i>Inverness County.</i>																	
1	Broad Cove, Inverness, and Mabou.	892	300	133	569	13	4	105	64	1
2	Delaney, Donette and Belle C6ve.	198	50	37	5	20	102	2
3	Margaree Harbour, Whale Cove and St. Rose.	92	50	37	9	112	16	30	3
4	Broad Cove Marsh, Margaree Isl. and Margaree River.	550	14	38	4
5	Broad Cove, River Dennis and Malgawatch.	419	42	820	227	5	750	5
6	Pleasant Bay, Pollets Cove and Meat Cove	1942	137	130	5151	2520	236	124	187	378	7
7	Cheicamp, Eastern Harbour and Cape Rouge	1026	1080	150	270	30	390	635	8
8	Port Hood, Little Mabou and Seaside	1281	65	355	20	110	30	325	140	9
9	Jodique, Long Point and Creignish	510	300	50	10	5	205	10
10	Ports Hastings and Hawkesbury	5850	3384	1083	6526	19523	7550	777	2840	683	142	820	1062	1762
	Totals	1715	8	17	2	350	6	150	6	5	150	4	4	1	450	150
	Rates
	Values	25725	56	99450	6768	3790	39156	29284	45300	3885	4260	2772	568	820	4779	2643

N. B. — In some cases totals are given without items, because the correct figures for each locality were not available.

SESSIONAL PAPER No. 22

THE CATCH MARKETED.

RETURN showing the Quantities and Values of all Fish and Fish Products Marketed in a fresh, dried, pickled, canned, &c., state, for the County of **Inverness**, Province of **Nova Scotia**, during the year 1911-12—*Continued.*

Fishing Districts.	Mackerel, fresh, cwts.	Mackerel, salted, lbs.	Alwives, salted, lbs.	Hallbut, fresh, cwts.	Pounders, fresh, cwts.	Smelts, fresh, cwts.	Trout, fresh, cwts.	Belts, fresh, cwts.	Sword-fish, fresh, cwts.	Mixed fish, fresh, cwts.	Squid, used as bait, lbs.	Oysters, fresh, lbs.	Clams and quahogs, fresh, lbs.	Hair seal skins, number.	Fish oil, gallons.	Number.
<i>Inverness County.</i>																
1 Broad Cove, Inverness, and Mabou.....		66		26		20									88	1
2 Delaney, Doucette and Belle Cote.....		11		11						69					86	2
3 Margaree Harbour, Whale Cove and St. Rose.....		46	350	19		23	3	65		16					15	3
4 Broad Cove Marsh, Margaree Isl. and Margaree River.....							8	41		13			27		23	4
5 West Bay, River Dennis and Malagawatch.....		29		8								250			25	5
6 Pleasant Bay, Pollers Cove and Meat Cove.....		359		24		22	2	20		65				26	245	6
7 Chebuctamp, Eastern Harbour and Cape Rouge.....		113			714	51		4							2758	7
8 Port Hood, Petit Mabou and Seaside.....		12				40		12							173	8
9 Judique, Long Point and Creignish.....															400	9
10 Ports Hastings and Hawkesbury.....															100	10
Totals.....	8	1102	639	88	714	156	13	145	168	166	1654	250	27	26	3890	
Rates.....	\$	12 ^a	4	10	2	8	12	6	8	1	2.50	5	3	1.50	.85	
Values.....	\$	8816	7668	880	1428	1248	156	870	1344	165	4135	1250	81	839	1361	
Total value.....																\$300,097

N. B.—In some cases totals are given without items, because the correct figures for each locality were not available.

RECAPITULATION

Of the Quantities and Values of all Fish caught and landed in a Green State, and of the Quantities and Values of all Fish and Fish Products Marketed in a fresh, dried, pickled, canned, &c. state, for District No. 1, Province of Nova Scotia, during the year 1911-12.

Kinds of Fish	Caught and Landed in a Green State.		Marketed.		Total Marketed Value. \$
	Quantity.	Value. \$	Quantity.	Value. \$	
Salmon.....	2,696	26,664			
" used fresh and frozen.....			2,615	39,225	
" canned.....			101	707	39,932
Lobsters.....	49,250	190,552			
" canned.....			19,361	329,137	
" shipped in shell.....			412	4,120	333,257
Cod.....	146,440	236,724			
" used fresh.....			14,473	28,946	
" shipped green-salted.....			23,865	83,526	
" dried.....			29,390	176,340	288,812
Haddock.....	95,708	117,524			
" used fresh.....			51,048	76,571	
" smoked.....			8,647	51,882	
" dried.....			8,649	43,245	171,698
Hake and Cusk.....	6,384	8,056			
" used fresh.....			3,514	5,271	
" dried.....			979	3,916	9,187
Pollock.....	10,244	10,440			
" used fresh.....			2,306	3,459	
" dried.....			2,628	10,512	13,971
Herring.....	33,621	31,789			
" used fresh.....			1,941	1,941	
" smoked.....			10	40	
" pickled.....			6,311	28,399	
" used as bait.....			6,209	9,312	
" used as fertilizer.....			20	20	39,712
Mackerel.....	8,883	38,489			
" used fresh.....			2,538	20,304	
" salted.....			2,115	25,380	45,684
Shad.....	7	42			
" used fresh.....			7	70	70
Alewives.....	1,979	2,290			
" used fresh.....			3	9	
" salted.....			659	2,636	2,645
Halibut.....	991	5,207	991		9,910
Flounders.....	1,124	1,637	1,124		2,248
Smelts.....	428	2,210	428		3,424
Trout.....	22	144	22		264
Eels.....	363	1,644	363		2,178
Tom Cod.....	172	248	172		344
Swordfish.....	1,285	7,306	1,285		10,280
Mixed Fish.....	317	159	317		317
Squid.....	2,087	4,134	2,087		5,218
Oysters.....	581	1,743	581		2,905

SESSIONAL PAPER No. 22

RECAPITULATION

Of the Quantities and Values of all Fish caught and landed in a Green State, and of the Quantities and Values of all Fish and Fish Products Marketed in a fresh, dried, pickled, canned, &c., state, for District No. 1, Province of Nova Scotia, during the year 1911-12—Continued.

Kinds of Fish.	Caught and Landed in a Green State.		Marketed.		Total Marketed Value.
	Quantity.	Value.	Quantity.	Value.	
		§		§	
Clams and Quahaugs..... brls.	475	950			
" used fresh..... "			475	1,425	
Tongues and Sounds..... cwts.			20		90
Hair Seal Skins..... No.	32	32	32		48
Fish Oil..... gals.			16,274		5,696
Totals		687,984			989,315

RECAPITULATION

Of the Number of Fishermen, &c., and of the Number and Value of Fishing Vessels Boats, Nets, &c., in District No. 1, Province of Nova Scotia, for the year 1911-12.

	Number.	Value.
		§
Vessels (Tonnage 1,855).....	95	60,215
Boats, sail.....	2,304	60,818
" gasoline.....	90	24,475
Tugs, Snacks, &c.....	56	18,275
Gill Nets.....	12,000	110,531
Seines.....	1	300
Trap and Smelt Nets.....	217	14,284
Weirs.....	31	620
Trawls.....	2,539	16,766
Hand Lines.....	7,574	5,665
Lobster Traps.....	136,257	106,886
" Canneries.....	61	43,520
Freezers and Ice-houses.....	47	54,050
Smoke and Fish-houses.....	1,046	138,617
Piers and Wharves.....	271	45,884
Total value.....		700,906

Number of men employed on Vessels and Tugs.....	619
" " Boats.....	4,209
" persons employed in Fish-houses, Freezers, Canneries, &c.....	1,315
Total.....	6,143

3 GEORGE V., A. 1913

DISTRICT

RETURN showing the Number of Fishermen, &c., the Number and Value of Vessels and Industry in the County of **Cumberland**, Province

Number.	Fishing Districts.	Fishing Vessels, Boats, Tugs, &c.							Fishing								
		Vessels.			Boats.				Tugs, Smacks, etc.			Gill Nets.		Weirs.			
		Number.	Tons.	Value.	Men.	Sail.	Value.	Gasoline.	Value.	Men.	Number.	Value.	Men.	Number.	Value.	Number.	Value.
<i>Cumberland County.</i>																	
1	Malagash, E. Wallace & Fox Harbr.					120	6000			131							
2	Pugwash and Gulf Shore.					17	1360	33	6500	53							
3	Port Philip, Amherst Shore and Northport.	1	15	300	23	36	775	20	4000	85			250	1250	1	250	
4	Wallace River.					27	350			28			4	100			
5	River Philip.					9	180			11			180	750			
6	Laplanche.					3	25			6			3	15			
7	Maccan and Nappan.					12	35			4							
8	Minudie and Apple River.					2	160	1	250	15	1	150	24	20	150	1	75
9	Advocate.					15	340	3	700	23			18	153			
10	Spencer's Island.					6	120	1	400	10			10	85	1	100	
11	Port Greville.					8	160	2	500	12	1	250	3	12	90	1	160
12	Parrsboro and Two Islands.					9	180	1	300	10			10	75	1	140	
	Totals.	1	15	300	23	260	9685	61	12650	388	2	400	5	507	2668	5	725

RETURN showing the Number of Fishermen, &c., the Number and Value of Vessels and Industry in the County of **Colchester**, Province

Number.	Fishing Districts.	Fishing Vessels, Boats, Tugs, etc.					Fishing.	
		Boats.					Gill Nets.	
		Sail.	Value.	Gasoline.	Value.	Men.	Number.	Value.
<i>Colchester County.</i>								
1	Sterling.	14	710	1	150	15		
2	Stewiacke.	50	750			50	1000	
3	Five Islands and Economy	1	75			1	170	
4	Little Bass River to Highland Village	6	510			6	1050	
5	Great Village to Queens Village	11	825	1	275	12	2100	
	Totals.	82	2870	2	425	84	4320	

SESSIONAL PAPER No. 22

No. 2.

Boats, and the Quantity and Value of all Fishing Gear, &c., used in the Fishing of Nova Scotia, during the year 1911-12.

Gear.						Canneries.		Other Material.				Persons employed in Canneries, Freezers and Fish-houses.	Number.		
Smelt Nets.		Trawls.		Hand Lines.		Lobster Traps.		Lobster Canneries.		Freezers and Ice-houses.				Smoke and Fish-houses.	
Number.	Value.	Number.	Value.	Number.	Value.	Number.	Value.	Number.	Value.	Number.	Value.			Number.	Value.
4	160					28350	29740	13	14600					260	1
10	40					73477	13477	12	18000					94	2
23	345			40	20	8900	6025	7	900			2	3000	50	3
9	173											4	110		4
24	650														5
															6
3	45											1	15		7
		8	96	30	40	200	120					2	35		8
		12	144	40	60	895	537					3	65		9
		5	60	14	21	100	60			1	50				10
		10	120	25	37	151	90					2	50		11
		8	96	20	30					1	1500	1	35		12
73	1773	43	516	169	208	52073	41049	32	33500	2	1550	15	3310	404	

Boats, and the Quantity and Value of all Fishing Gear, &c., used in the Fishing of Nova Scotia, during the year 1911-12.

Gear.						Canneries.				Other Material.		Persons employed in Canneries, Freezers and Fish-houses.	Number.			
Weirs.		Smelt Nets.		Trawls.		Lobster Traps.		Lobster Canneries.		Clam Canneries.				Smoke and Fish-houses.		
Number.	Value.	Number.	Value.	Number.	Value.	Number.	Value.	Number.	Value.	Number.	Value.			Number.	Value.	
	8															
		11	275					2500	1500	1	700				16	
1	100			3	70					1	200	1	100		4	
						8	6								4	
						16	19								5	
1	100	11	275	3	70	24	16	2590	1500	1	700	1	200	1	100	20

3 GEORGE V., A. 1913

RETURN showing the Number of Fishermen, &c., the Number and Value of Vessels and
try in the County of **Pictou**, Province

Number.	Fishing Districts.	Fishing Vessels, Boats, Tugs, &c.							Fishing				
		Boats.					Tugs, Smacks, &c.		Gill Nets.		Smelt Nets.		
		Sail.	Value.	Gasoline.	Value.	Men.	Number.	Value.	Men.	Number.	Value.	Number.	Value.
	<i>Pictou County.</i>		\$		\$		\$		\$		\$		\$
1	West Pictou.....	153	7650	20	4000	206			100	750	5	125	
2	Pictou Island.....	70	3500	10	2000	123			46	322			
3	Pictou Harbour.....	9	360			12	3	13400	7	54	378	6	150
4	Little Harbour and East Branch St. Mary's.....	26	780			30			83	3930	4	160	
5	Merigomish Island.....	7	130	2	280	9			18	680	10	500	
6	North Beach.....	6	110	3	420	5			17	290	4	230	
7	Ponds.....	12	170	3	420	17			25	574	3	140	
8	Lismore.....	9	140	4	560	13			18	437			
	Totals.....	292	12340	42	7680	410	3	13400	7	361	7361	32	1305

RETURN showing the Number of Fishermen, &c., the Number and Value of Vessels and
try in the County of **Antigonish**, Province

Number.	Fishing Districts.	Fishing Vessels, Boats, Tugs, &c.							Fishing				
		Boats.					* Tugs, Smacks, &c.		Gill Nets.				
		Sail.	Value.	Gasoline.	Value.	Men.	Number.	Value.	Men.	Number.	Value.		
	<i>Antigonish County.</i>		\$		\$		\$		\$		\$		\$
1	Harbour au Bouche, Linwood and Cape Jack.....	66	1221	1	75	72	3	1300	3		428	2316	
2	Tracadie, Bayfield, Monk's Head and South Side Antigonish Harbour.....	80	1873	5	825	86	3	250	3		119	5337	
3	North Side Antigonish Harbour, Lakevale and South Side Cape George.....	41	741	3	400	52	1	200	1		120	1654	
4	North Side Cape George, Georgeville, and Malignant Cove to Knoydart.....	38	771	1	150	43	1	200	2		94	1473	
	Totals.....	225	4606	10	1450	253	8	1950	9		761	10980	

SESSIONAL PAPER No. 22

Boats, and the Quantity and Value of all Fishing Gear, &c., used in the Fishing Industry of Nova Scotia, during the Year 1911-12.

Gear.						Canneries.		Other Material.						Persons employed in Canneries, Freezers and Fish-houses.	Number.
Trawls.		Hand Lines.		Lobster Traps.		Lobster Canneries.		Freezers and Ice-houses.		Smoke and Fish-houses.		Piers and Wharves.			
Number.	Value.	Number.	Value.	Number.	Value.	Number.	Value.	Number.	Value.	Number.	Value.	Number.	Value.		
	£		£		£		£		£		£		£		
.....	48	24	39350	27600	13	20900	10	750	245	1
.....	25	20	22200	20200	3	10000	145	2
.....	15	9	3
8	40	40	20	2075	2075	1	600	12	480	11	4
6	20	10	5	450	260	1	1100	5
6	20	6	3	2000	800	1	1200	1	20	22	6
3	10	7	4	5000	3000	1	1200	2	50	7
5	17	5	3	1800	850	1	300	8
28	107	156	88	72875	54785	19	33000	14	2780	2	50	11	770	424	

Boats, and the Quantity and Value of all Fishing Gear, &c., used in the Fishing Industry of Nova Scotia, during the Year 1911-12.

Gear.						Canneries.		Other Material.						Persons employed in Canneries, Freezers and Fish-houses.	Number.
Smelt Nets.		Trawls.		Hand Lines.		Lobster Traps.		Lobster Canneries.		Freezers and Ice-houses.		Smoke and Fish-houses.			
Number.	Value.	Number.	Value.	Number.	Value.	Number.	Value.	Number.	Value.	Number.	Value.	Number.	Value.		
25	50	59	24	120	60	7000	3500	1	1000	1	1000	37	404	36	1
68	136	25	11	76	38	3000	1500	1	800	2	1900	26	375	24	2
15	30	48	23	40	20	7500	4500	2	2400	1	1000	17	281	44	3
.....	28	154	38	19	5300	3180	2	1900	2	2200	17	298	29	4
108	216	160	773	274	137	22800	12680	6	6100	6	6100	97	1358	133	

RETURN showing the Number of Fishermen, &c., the Number and Value of Vessels and Boats, and the Quantity and Value of all Fishing Gear, &c., used in the Fishing Industry in the County of Guysboro, Province of Nova Scotia, during the Year 1911-12.

Fishing Districts.	Fishing Vessels, Boats, Tugs, &c.										Fishing Gear.									
	Vessels.					Boats.					Tugs, Smacks, &c.		Gill Nets.		Seines.		Trap Nets.		Weirs.	
	Number.	Tons.	Value.	Men.	Sail.	Value.	Gasoline.	Value.	Men.	Value.	Number.	Value.	Number.	Value.	Number.	Value.	Number.	Value.	Number.	Value.
<i>Guysboro County.</i>																				
1 Eenn Secum.....				35		500	12	2000	50	1	150	90	500							
2 Marie Joseph.....			40		600	15	2500	55	1	150	100	600	12	100						
3 Lascomb and Spanish Ship Bay.....				75	1500	15	3000	90	2	300	12	140	1040	2	100					
4 Groggin.....				34	600	3	450	26			40	440								
5 St. Mary's Bay and River.....				38	400	4	600	34			50	1000								
6 Wine Harbour.....			30		350			22			40	500	1	100						
7 Port Hilford Bay and Lake.....			35		1000	1	150	35	1	100	1	80	600							
8 Holland's Harbour and Indian River.....				30	300	1	500	6			30	200								
9 Port Beckerton.....				30	800	14	7000	56	1	350	2	350	2000							
10 Fisherman's Harbour.....				25	500	5	1800	30	1	600	2	100	600							
11 Country Harbour.....				20	200			45			30	300								
12 Isaac's Harbour.....			10		600	12	6000	42	4	8000	12	200	1200			1	600			
13 Drum Head.....		23	1500			500	14	6000	48		400	2400	1	150						
14 Seal Harbour.....				25	600	6	2400	35			200	1200								
15 Coddle's Harbour.....				26	400	8	3200	34			175	1055	2	100						
16 New Harbour.....				75	4000	4	1600	86	1	150	2	175	1750							
17 Tor Bay.....				22	1380			24			830	8300								
18 Larry's River.....	6	88	5000	25	4150			69	2	300	3	565	5650							
19 Charles's Cove.....	9	129	5800	48	3280			61	1	160	2	565	5650							
20 Cole Harbour.....	2	23	1000	9	2200	3	750	45			430	4900								
21 Port Felix.....	4	68	2850	16	4340	4	900	96	1	300	2	970	9700			1	400			
22 Whitehead.....	12	174	10500	48	5180	8	2200	92	3	1250	5	1050	10500			3	1500			
23 Raspberry and Dover.....	6	84	6150	23	1820			48			140	1400	3	1000			3	1500		
24 Canso and Canso Tittle.....	22	346	23050	93	165	18	7200	183	10	20150	25	2026	20260			15	7500			
25 Rox Island Main.....				20	760			26			180	1800					3	1400		
26 Half Island Cove.....	1	11	450	3	2010	1	300	41	1	500	2	895	8950			3	2200			

SESSIONAL PAPER No. 22

27 Philip's Harbour.....	1	10	450	3	31	1380	2	800	34	2	700	3	660	6200	20	4025	53	1600	27	
28 Queensport.....				3	45	2730			50			3	580	5700			6	2800	28	
29 Peas Brook.....				34	34	1220			35				354	3540			1	500	29	
30 Half Way Cove.....				54	54	2160			60				620	6200			4	2000	30	
31 Sandy Cove and Cook's Cove.....	1	11	500	3	34	1220	2	590	40	1	80	1	400	4235			5	2400	31	
32 Guysboro and Manchester.....	1	11	300	3	18	820	1	300	20	1	150	1	290	2740			2	900	32	
33 Port Shoreham.....				22	38	930			26				395	4150					33	
34 St. Francis.....				30	38	1300			40				530	4240					34	
35 Oyster Ponds.....				23	20	1020			25				380	3700					35	
36 Sand Point.....				28	28	1520			30				420	4100					36	
37 Middle Melford.....				35	35	2030	2	700	38				890	8900	2	500			37	
38 Mulgrave and Auld's Cove.....				7	7	340			10	3	8000	8	85	800					38	
Totals.....	66	978	57550	28	1541	61070	155	50940	1745	37	41990	77	15500	141645	20	4025	53	25900	4	90

RETURN showing the Number of Fishermen, &c., the Number and Value of Vessels and Boats, and the Quantity and Value of all Fishing Gear, &c., used in the Fishing Industry in the County of Guysboro, Province of Nova Scotia, during the Year 1911-12—Continued.

Number.	Fishing Districts.				Fishing Gear.				Canneries.				Other Material.				Persons employed in Canneries, Freezers and Fish-houses.		Number.
	Smelt Nets.		Trawls.		Hand Limes.		Lobster Traps.		Lobster Canneries.		Freezers and Ice-houses.		Smoke and Fish-houses.		Piers and Wharves.		Value.		
	Number.	Value.	Number.	Value.	Number.	Value.	Number.	Value.	Number.	Value.	Number.	Value.	Number.	Value.	Number.	Value.			
<i>Guysboro County.</i>																			
1	6	30	25	150	120	60	3000	3000	1	300	2	100	25	100	4	250	4	1	
2	4	90	30	400	100	50	2500	2500	1	1200	1	1	21	500	6	300	6	5	
3	15	75	30	350	150	75	6000	6000	1	400	3	100	38	1000	5	200	25	3	
4	3	25	10	100	50	25	1600	1600	1	400	4	300	13	200	1	175	1	4	
5	3	25	6	75	30	15	1200	1200	1	400	4	300	13	250	1	50	4	5	
6	14	70	4	40	30	15	1500	1500	1	1000	2	200	15	300	1	...	6	6	
7	14	70	4	40	30	15	1500	1500	1	1000	2	200	15	300	1	...	6	6	
8	1	5	6	100	15	8	900	900	1	600	12	1500	20	800	8	400	8	9	
9	1	5	25	750	120	60	4000	4000	1	800	12	1500	20	800	8	400	19	10	
10	1	5	10	100	50	25	1500	1500	1	800	12	1500	20	800	8	400	19	10	
11	1	5	3	30	15	8	500	500	1	800	12	1500	20	800	8	400	19	10	
12	1	5	45	800	60	30	2550	2550	1	1200	3	2500	20	700	5	600	24	12	
13	1	40	20	600	150	75	2100	2100	1	1000	3	1500	14	350	3	150	28	13	
14	1	40	15	250	90	45	1375	1375	1	600	6	600	12	350	6	300	2	14	
15	6	100	10	180	60	30	1800	1800	1	600	6	600	12	350	6	300	4	15	
16	6	100	15	300	350	175	1810	1810	1	600	2	1200	25	1200	5	4000	4	16	
17	6	100	10	100	116	116	1730	1700	1	300	2	1200	12	1210	5	4000	14	17	
18	6	100	75	750	290	290	4450	4450	1	800	6	600	30	2850	20	10000	18	18	
19	6	100	98	980	180	180	4610	4610	1	800	6	600	17	3400	15	9800	4	19	
20	6	100	600	600	100	100	3200	3200	1	800	6	600	17	3400	15	9800	20	20	
21	6	100	148	1480	248	248	4800	4800	2	800	6	600	40	4900	27	12500	14	21	
22	6	100	200	2000	260	260	11900	11900	3	2800	6	600	38	9900	28	12500	66	22	
23	6	100	60	600	108	108	6500	6500	4	7000	8	77400	55	16350	30	12500	21	23	
24	6	100	484	4840	820	820	16800	16800	4	7000	8	77400	55	16350	30	12500	108	24	
25	6	100	32	320	48	48	2600	2600	1	800	2	1000	5	900	1	1000	25	25	
26	6	100	92	920	108	108	2000	2000	1	800	2	1000	20	6310	1	1000	7	26	

SESSIONAL PAPER No. 22

27 Philip's Harbour.....	64	640	68	1000	1000	1	1500	5	17600	14	37004	1	15004	227
28 Queensport.....	94	940	50	2000	2000	1	1500	5	17600	24	64380	2	53000	34
29 Peas Brook.....	50	500	64	750	750	1	1500	5	17600	14	14000	2	53000	28
30 Half Way Cove.....	84	840	104	900	900	1	1500	5	17600	25	34000	1	15004	30
31 Sandy Cove and Cook's Cove.....	45	450	50	800	800	1	1500	5	17600	16	29000	5	10200	31
32 Guysboro and Manchester.....	22	220	28	350	350	1	1500	5	17600	10	58600	5	10200	232
33 Port Shoreham.....	50	270	24	800	800	1	1500	5	17600	16	20000	1	15004	33
34 St. Francis.....	28	280	24	800	800	1	1500	5	17600	22	33000	2	8000	34
35 Oyster Ponds.....	50	500	60	900	900	1	1500	5	17600	18	28000	2	8000	35
36 Sand Point.....	15	120	40	800	800	1	1500	5	17600	15	22500	6	18000	36
37 Middle Melford.....	30	300	34	1000	1000	1	1500	5	17600	25	38500	6	18000	37
38 Mulgrave and Auld's Cove.....	35	350	45	3000	3000	1	1500	5	17600	15	22500	3	75000	2638
Totals.....	8	80	20	2500	2500	2	5150	3	100000	10	68000	3	75000	2638
	2007	22275	4275	100535	100535	26	27250	53	1240000	725	1033330	202	104285	420
	119	800	119	100535	100535	26	27250	53	1240000	725	1033330	202	104285	420

RETURN showing the Number of Fishermen, &c., the Number and Value of Vessels and Boats, and the Quantity and Value of all Fishing Gear, &c., used in the Fishing Industry in the County of Halifax, Province of Nova Scotia, during the Year 1911-12.

Number.	Fishing Vessels, Boats, Tugs, &c.										Fishing Gear.						
	Vessels.			Boats.			Tugs, Smacks, &c.		Gill Nets.		Seines.		Trap Nets.				
	Number.	Tons.	Value.	Men.	Sail.	Value.	Gasoline.	Value.	Men.	Number.	Value.	Number.	Value.	Number.	Value.	Number.	Value.
<i>Halifax County.</i>																	
1	1	90	5500	20	139	2160	2	2500	119	700	2200	59	20650	10	1000	1	
2	4	132	4000	36	212	8480	8	1200	140	2000	10000	19	6650	20	2000	2	
3	15	185	15000	51	114	7410	7	1050	86	3000	18000	7	2450	4	500	3	
4	9	124	10000	35	325	9750	4	1000	138	2600	20800	87	30450	12	900	5	
5	2	49	1500	10	115	3450			109	1750	10500	70	24500			6	
6	8	162	5600	56	100	4000	2	800	120	750	6000	20	7000			7	
7	5	67	35000	30	47	1410			29	320	2560	9	3150			8	
8	5	82	5000	30	60	4500	14	2800	45	15000	4	900	5400	12	4200		
9	3	56	2100	15	76	4400	14	700	68	235	1410	7	2100			10	
10	7	213	4900	49	103	4120	3	400	88	475	2850	7	2200	6	600	11	
11					79	3160	2	400	86	411	2466	11	3300	5	500	12	
12					17	425			17	27	162	3	1050			13	
13					6	150			8	1	2000	4				14	
14					79	1855	15	3200	79	326	1375					15	
15	2	68	3000	21	18	400			14	76	325					16	
16	3	95	6950	16	38	540			32	160	400					17	
17					135	1780	1	350	68	525	2220					18	
18	2	143	6000	35	23	375			22	100	372					19	
19					45	1000			39	80	345					20	
20					58	1625	6	1850	50	1	85					21	
21					84	1850	5	1425	71	1	120					22	
22	3	115	4700	25	81	1900	5	1350	63	1	475				1	20	
23	4	58	1375	15	81	1900	3	635	24	2	1000				4	1000	
24	1	22	1000	5	22	1150	3	600	28							23	
25	1	30	600	3	22	915	1	200	28							24	
26					18	1300	12	2320	58							101	408
27									58	227	908					227	908

RETURN showing the Number of Fishermen, &c., the Number and Value of Vessels and Boats, and the Quantity and Value of all Fishing Gear, &c., used in the Fishing Industry in the County of Halifax, Province of Nova Scotia, during the Year 1911-12—*Con.*

Number.	Fishing Districts.				Fishing Gear.				Canneries.		Other Material.						Persons employed in Canneries, Freezers and Fish-houses.	
	Smelt Nets.		Trawls.		Hand Lines.		Lobster Traps.		Lobster Canneries.		Freezers and Ice-houses.		Smoke and Fish-houses.		Piers and Wharves.			
	Number.	Value.	Number.	Value.	Number.	Value.	Number.	Value.	Number.	Value.	Number.	Value.	Number.	Value.	Number.	Value.	Number.	Value.
<i>Halifax County.</i>																		
1			45	1250	336	108	1100	550			6	1204	55	8250	55	4125	12	1
2			60	1500	250	125	2000	1000	1	300	3	1000	60	10800	60	5000	2	2
3			140	7000	200	120	1800	900			4	500	30	6000	30	1500	3	3
4			10	800	90	45	900	450					23	5600	14	1050	4	4
5			160	6000	290	185	4850	2425			3	4000	60	7200	60	3600	5	5
6			70	1750	210	150	3000	1500	1	400	2	1200	35	10500	36	4700	6	6
7			100	1000	200	100	5000	2500	1	700	3	1250	50	7500	50	2500	10	7
8			95	350	30	15	2000	1000			3	30	12	2400	12	900	8	8
9			30	1800	240	120	3000	1500	1	2000	3	1300	20	3000	21	2500	30	9
10			91	1405	152	76	290	100			2	1200	25	3000	14	1500	210	10
11			38	570	76	38	285	143					19	2850	20	500	11	11
12			105	2575	150	75	190	85					20	2900	20	500	12	12
13			3	15	14	7	300	150					7	1400	7	700	13	13
14			2	10	10	5	200	100					6	300	6	300	14	14
15			3	15	12	6					6	27000	17	3000	6	6200	25	15
16			13	370	250	125	2000	1000					35	6400	27	875	20	16
17			8	40	34	17	900	450					18	450	8	350	17	17
18					80	40	1000	500	1	100			57	1500	7	650	18	18
19			2	10	3	60	335	168	2000	1000			12	350	4	200	19	19
20			1	5		24	1000	500					21	450	12	700	20	20
21					84	42	900	450	1	950			20	400	8	320	21	21
22			6	475	100	50	1500	750					28	550	12	300	22	22
23			1	25	4	70	175	88	2500	1250	2	2000	47	1000	14	610	23	23
24			1	10	2	45	184	92	3500	1750	2	2000	26	1000	12	1000	30	24
25			2	35		98	49	1000	500				10	250	10	360	25	25
26			3	39	60	30	4000	2000			1	25	9	175	7	95	26	26
27			13	198	118	59	3700	1850			2	75	20	410	15	470	27	27

SESSIONAL PAPER No. 22

28	Pope's Harbour and Gerrard's Island.....	55	28	1500	7500	1	350	1	257	9	2204	8	130	1528
29	Spry Bay, Taylor's Head and Musalboom.....	90	107	4000	2000	1	700	1	42	847	25	641	3629
30	Sleat Harbour and Soler Island.....	123	46	3000	1500	1	500	1	50	18	302	14	195	830
31	Beaver Harbour and Port Dufferin.....	29	14	5000	2500	2	1500	2	9	185	6	108	3131
32	Quoddy and Harrigan Cove.....	56	28	4000	2000	2	1000	2	10	77	2	25	2582
33	Moser River and Smith's Cove.....	20	10	1000	500	2	2	4	42	1	10	433
34	Mitchell's Bay and Egan Secum.....	52	26	4000	2000	2	2700	2	11	159	8	125	4034
Totals.....		1314	2278	71325	35653	19	15200	39	36255	840	254567	605	42439	533

SESSIONAL PAPER No. 22

QUANTITIES AND VALUES OF ALL FISH CAUGHT AND LANDED IN
A GREEN STATE IN THE COUNTY OF CUMBERLAND, PROVINCE
OF NOVA SCOTIA, &c.

RETURN showing the Quantities and Values of all Fish caught and landed in a Green State

Number.	Fishing Districts.	Salmon, cwts.	Salmon, value.	Lobsters, cwts.	Lobsters, value.	Cod, cwts.	Cod, value.	Haddock, cwts.	Haddock, value.	Hake, cwts.	Hake, value.	Pollock, cwts.	Pollock, value.	Herring, cwts.	Herring, value.	Mackerel, cwts.	Mackerel, value.
		¢	¢	¢	¢	¢	¢	¢	¢	¢	¢	¢	¢	¢	¢	¢	¢
1	Malagash, East Wallace and Fox Harbour.....			14066	42198									950	450		
2	Pugwash and Gulf Shore.....			5368	16107									1000	500		
3	Port Philip, Amherst Shore and Northport.....			2622	7866									10594	3178		
4	Wallace River.....																
5	River Philip.....	8	96														
6	La Planche.....																
7	Nappan and Maccan.....																
8	Minudie and Apple River.....	20	240	23	115	300	600	100	70	125	75	35	28	90	54		
9	Advocate.....	7	84	380	1900	1245	2490	300	210	240	144	2100	1680	450	270		
10	Spencer's Island.....	8	96	12	60	780	1560	190	133	310	186	300	240	300	180		
11	Port Greville.....	15	180	10	50	750	1500	420	294	95	57	750	600	500	300		
12	Parrsboro and Two Island.....	8	96			198	396	90	63	90	54	200	160	100	60		
	Totals.....	66	792	22481	68296	3273	6546	1100	770	860	516	3385	2708	13984	4992		

Cwt.=100 lbs.

THE CATCH MARKETED

RETURN showing the Quantities and Values of all Fish and Fish Products Marketed in a fresh, dried, pickled, canned, etc., state, for the County of Cumberland, Province of Nova Scotia, during the year 1911-12.

Fishing Districts.	Salmon, fresh and frozen, cwts.	Lobsters, canned, cases.	Lobsters, shipped in shell, cwts.	Cod, fresh, cwts.	Cod, shipped green-salt, cwts.	Cod, dried, cwts.	Haddock, fresh, cwts.	Haddock, smoked, cwts.	Haddock, dried, cwts.	Hake and Gusk, dried, cwts.	Pollock, fresh, cwts.	Pollock, dried, cwts.	Herring, fresh, cwts.	Herring, smoked, cwts.	Herring, pickled, brls.	Herring, used as bait, brls.	Herring, used as fertilizer, brls.	Number.
<i>Cumberland County.</i>																		
1 Malagash, East Wallace and Fox Harbour.		7033														450		1
2 Pugwash and Gulf Shore.		2240														500		2
3 Port Philip, Amherst Shore and Northport.		1286	50										180	78		3100	2000	3
4 Wallace River.																		4
5 River Philip.	8																	5
6 La Planche.																		6
7 Maccan and Nappan.	20		23	25	25	56	30	10	13	33	9	7	15	10		5		7
8 Minudie and Apple River.	7		380	40	240	178	55	8	57	62	25	547	20	5	125	15		8
9 Advocate.	8		12	12	138	123	10	45	80	12	75	20	30	10	90	10		9
10 Spencer's Island.	15		10	45	125	150	45	17	86	23	40	186	30	15	138	10		10
11 Port Greville.	8			30	40	20	30		15	22	30	47	35		16	8		11
12 Parrsboro and Two Islands.																		12
Totals.	66	10559	475	152	568	527	170	35	216	220	116	862	300	108	386	4098	2000	
Rates.	15	17.50	10	8	3.50	7	3	6.50	4	2	2	4.50	2	3	4.50	1.75	.50	
Values.	990	184783	4750	456	1988	3680	510	210	1188	880	232	3879	600	324	1737	7171	1000	

SESSIONAL PAPER No. 22

THE CATCH MARKETED.

RETURN showing the Quantities and Values of all Fish and Fish Products Marketed in a fresh, dried, pickled, canned, &c. state, for the County of Cumberland, Province of Nova Scotia, during the year 1911-12—Continued.

Number.	Fishing Districts.	Mackerel, fresh, cwts.	Mackerel, salted, brls.	Shad, fresh, cwts.	Shad, salted, brls.	Alwives, fresh, cwts.	Alwives, salted, brls.	Hallbut, fresh, cwts.	Flounders, fresh, cwts.	Smelts, fresh, cwts.	Trout, fresh, cwts.	Bass, fresh, cwts.	Eels, fresh, cwts.	Tomcod, fresh, cwts.	Swordfish, fresh, cwts.	Mixed fish, fresh, cwts.	Oysters, fresh, brls.	Clams & Quahaugs fresh, brls.	Number.
<i>Cumberland County.</i>																			
1	Malagash, East Wallace and Fox Harbour.									20							50		1
2	Pugwash and Gulf Shore.									200							400		2
3	Port Philip, Anheist Shore and Northport.									500							618		3
4	Wallace River.						73			30							57		4
5	River Philip.						130			228							57		5
6	LaPlanche.			20		200				21									6
7	Nappan and Maccan.			44		27													7
8	Mimic and Apple River.																		8
9	Advocate.																		9
10	Spencer's Island.																		10
11	Port Greville.																		11
12	Parrashoro and Two Islands.																		12
	Totals.			64		227	203	32	33	1152	27						1125	30	
	Rates.			10		2.50	5	10	1.50	7	10							6	
	Values.			640		568	1045	320	49	8064	270						6750	60	

\$232,123

Total Value.

THE

RETURN showing the Quantities and Values of all Fish caught and landed in a Green State

Number.	Fishing Districts.	Salmon, cwts.	Salmon, value.	Lobsters, cwts.	Lobsters, value.	Cod, cwts.	Cod, value.	Haddock, cwts.	Haddock, value.	Hake, cwts.	Hake, value.	Pollock, cwts.	Pollock, value.	Herring, cwts.	Herring, value.
	<i>Colchester County.</i>		¢		¢		¢		¢		¢		¢		¢
1	Sterling.....			980	2940										
2	Stewiacke.....	97	970												
3	Five Islands.....					10	30					10	25		
4	Economy.....													10	10
5	Little Bass River to Highland Village....	90	900												
6	Great Village to Queen's Village....	180	1800												
	Totals	367	3670	980	2940	10	30					10	25	10	10

Cwt. = 100 lbs.

SESSIONAL PAPER No. 22

CATCH.

in the County of Colchester, Province of Nova Scotia, during the year 1911-12

Shad, cwts.	Shad, value.	Alewives, cwts.	Alewives, value.	Habibut, cwts.	Habibut, value.	Snelts, cwts.	Snelts, value.	Trout, cwts.	Trout, value.	Sturgeon, cwts.	Sturgeon, value.	Bass, cwts.	Bass, value.	Oysters, brls.	Oysters, value.	Clams, brls.	Clams, value.	Number.
	¢		¢	¢	¢	¢	¢	¢	¢	¢	¢	¢	¢	¢	¢	¢	¢	
75	375	510	510			130	650	2	20									1
3	15							1	10									3
54	270																	4
103	540																	5
240	1200	510	510			130	650	23	230			10	50			150	300	6

3 GEORGE V., A. 1913

THE CATCH

RETURN showing the Quantities and Values of all Fish and Fish Products
Colchester, Province of Nova

Number.	Fishing Districts.	Salmon, fresh and frozen, cwts.	Lobsters, canned, cases.	Cod, fresh, cwts.	Pollock, fresh, cwts.	Herring, fresh, cwts.	Shad, fresh, cwts.
<i>Colchester County.</i>							
1	Sterling.....		488				75
2	Stewiacke.....	97					
3	Five Islands.....			10	10		
4	Economy.....					10	3
5	Little Bass River to Highland Village.....	90					54
6	Great Village to Queens Village.....	180					108
	Totals.....	367	488	10	10	10	240
	Rates.....	\$ 15	17.50	3	2	2	10
	Values.....	\$ 5505	8540	30	20	20	2400
	Total value.....						

THE

RETURN showing the Quantities and Values of all Fish caught and landed in a Green

Number.	Fishing Districts.	Salmon, cwts.	Salmon, value.	Lobsters, cwts.	Lobsters, value.	Cod, cwts.	Cod, value.	Haddock, cwts.	Haddock, value.	Hake and Cusk, cwts.	Hake and Cusk, value.
<i>Pictou County.</i>											
			\$		\$		\$		\$		\$
1	West Pictou.....	4	40	13764	41292	100	200	5	5	15	15
2	Pictou Island.....			6300	18900						
3	Pictou Harbour.....	7	84	25	75	55	165	19	19		
4	Little Harbour and East Branch St. Mary's.....	73	876	850	2550	20	60				
5	Merigomish Island.....	59	708	380	1140	35	105	10	10	20	20
6	North Beach.....	68	816	540	1620	40	112	16	16	37	37
7	Ponds.....	59	708	680	2040	60	180	22	22	33	33
8	Lismore.....	29	348	565	1695	51	153	18	18	36	36
	Totals.....	299	3580	23104	69312	361	975	90	90	141	141

Cwt. = 100 lbs.

SESSIONAL PAPER No. 22

MARKETED.

Marketed in a fresh, dried, pickled, canned, &c. state, for the County of Scotia, during the year 1911-12.

Alewives, fresh, cwts.	Alewives, salted, brls.	Sardines, canned, cases.	Sardines, fresh and salted, brls.	Halibut, fresh, cwts.	Flounders, fresh, cwts.	Smelts, fresh, cwts.	Trout, fresh, cwts.	Onion, fresh, cwts.	Bass, fresh, cwts.	Clams, fresh, brls.	Clams, canned, cases.	Number.
510						130	2		10			1
							20					2
							1			150		3
												4
												5
												6
510						130	23		10	150		
2 50						7	10		10	2		
1275						910	230		100	300		
											\$19,330	

CATCH.

State in the County of Pictou, Province of Nova Scotia, during the year 1911-12.

Herring, cwts.	Herring, value.	Mackerel, cwts.	Mackerel, value.	Alewives, cwts.	Alewives, value.	Smelts, cwts.	Smelts, value.	Trout, cwts.	Trout, value.	Eels, cwts.	Eels, value.	Toncod, cwts.	Toncod, value.	Oysters, brls.	Oysters, value.	Clams, brls.	Clams, value.	Number.	
	¢		¢		¢		¢		¢		¢		¢		¢		¢		
3100	3100	20	100			35	175	2	20					169	845			1	
500	500																		2
976	976	34	170	12	24	166	830	10	100	100	400								3
838	838			20	40	23	140	1	10	4	20								4
186	186	15	75			127	635			75	375								5
385	385	27	135			128	640	2	20										6
431	431	35	175			125	625	1	10										7
341	341	23	115					1	10										8
6757	6757	154	770	32	64	609	3045	17	170	179	795			169	845				

THE CATCH

RETURN showing the Quantities and Values of all Fish and Fish Products Marketed in Nova Scotia, during

Number.	Fishing Districts.	Salmon, fresh and frozen, cwts.	Lobsters, canned, cases.	Lobsters, shipped in shell, cwts.	Cod, fresh, cwts.	Cod, dried, cwts.
<i>Pictou County.</i>						
1	West Pictou.....	4	6832		100	
2	Pictou Island.....		3114			
3	Pictou Harbour.....	7		25	45	3
4	Little Harbour and East Branch St. Mary's.....	73	419		20	
5	Merigonish Island.....	59			35	
6	North Beach.....	68			40	
7	Ponds.....	59			60	
8	Lismore.....	29	1065		51	
	Totals.....	299	11430	25	351	3
	Rates.....%	15	17.50	10	3	7
	Values.....%	4485	20025	250	1063	21
	Total value.....					

THE

RETURN showing the Quantities and Values of all Fish caught Province of Nova Scotia,

Number.	Fishing Districts.	Salmon, cwts.	Salmon, value.	Lobsters, cwts.	Lobsters, value.	Cod, cwts.	Cod, value.	Haddock, cwts.	Haddock, value.	Hake and Cusk, cwts.	Hake and Cusk, value.	Pollock, cwts.	Pollock, value.	Herring, cwts.
<i>Antigonish County.</i>														
1	Harbour au Bouche, Linwood and Cape Jack.....	40	400	2629	16516	290	290	16	16	442	404	46	46	1730
2	Tracadie, Bayfield, Monk's Head and South Side Antigonish Harbour.....	638	6380	1446	5786	120	120							573
3	North Side of Antigonish Harbour, Lakevale and South Side Cape George.....	133	1330	3058	12235	789	794	10	10	2039	1019			1615
4	North Side Cape George, Georgeville, and Malignant Cove to Knoydart....	106	1060	1552	6211	187	176	69	69	1613	806			1248
	Totals.....	917	9170	8685	34748	1386	1290	95	95	4094	2229	46	46	5166

Cwt.=100 lbs.

SESSIONAL PAPER No. 22

MARKETED.

a fresh, dried, pickled, canned, &c., state for the County of **Pictou**, Province of the year 1911-12.

Haddock, fresh, cwts.	Hake and Cusk dried, cwts.	Herring, fresh, cwts.	Herring, pickled, brls.	Herring, used as bait, brls.	Mackerel, fresh, cwts.	Alcives, fresh, cwts.	Smelts, fresh, cwts.	Trout, fresh, cwts.	Eels, fresh, cwts.	Oysters, fresh, brls.	Number.
5	5	800	400	500	20		35	2		169	1
19		160	272	250	34	12	166	10	100		12
		708	10	50			28	1	4		3
10	6	120	6	24	15		127		75		4
16	12	260	11	46	27		128	2			5
22	11	312	9	46	35		125	1			6
18	12	270	7	25	23			1			7
											8
90	46	2630	715	941	154	12	609	17	179	169	
3	4	2	4.50	1.75	8	2.50	7	10	4	6	
270	184	5260	2218	1647	1232	30	4263	170	716	1014	
											\$223,538

CATCH.

and landed in a Green State in the County of **Antigonish**, during the year 1911-12.

	Herring, value.	Mackerel, cwts.	Mackerel, value.	Flounders, cwts.	Flounders, value.	Smelts, cwts.	Smelts, value.	Trout, cwts.	Trout, value.	Bass, cwts.	Bass, value.	Eels, cwts.	Eels, value.	Tonecod, cwts.	Tonecod, value.	Mixed fish, cwts.	Mixed fish, value.	Squid, brls.	Squid, value.	Oysters, brls.	Oysters, value.	Number.	
%	%	%	%	%	%	%	%	%	%	%	%	%	%	%	%	%	%	%	%	%	%	%	
1730	52	260	4	8	10	50	1	10				3	15	15	15	200	100	62	124			1	
286	8	40	58	76	150	750	1	10	80	400	80	400	5	5	30			8	16	210		945	2
969			20	25	5	25	4	40				2	10			40	20	10	20			3	
1248	30	150	49	98						12	60					60	30	22	44			4	
4233	90	450	126	207	165	825	6	60	92	460	85	425	20	20	330	165	102	204	210			945	

3 GEORGE V., A. 1913

THE CATCH

RETURN showing the Quantities and Values of all Fish and Fish Products Marketed in
Nova Scotia,

Number.	Fishing Districts.	Salmon fresh and frozen, cwts.	Lobsters, canned, cases.	Cod, fresh, cwts.	Cod, shipped green-salted, cwts.	Cod, dried, cwts.	Haddock, fresh, cwts.	Haddock, dried, cwts.	Hake and Cusk, fresh, cwts.	Hake and Cusk, dried, cwts.	Pollock, fresh, cwts.	Pollock, dried, cwts.
<i>Antigonish County.</i>												
1	Harbour au Bouché, Linwood and Cape Jack.....	40	1228	16	45	52	4	6	60	116	15	24
2	Tracadie, Bayfield, Monk's Head and South Side Antigonish Harbour.....	638	650	20	30	20
3	North Side Antigonish Harbour, Lakevale and South Side Cape George.....	133	1279	350	115	10	721
4	North Side Cape George, Georgeville, Malignant Cove to Knoydart.....	106	679	45	40	69	554
	Totals.....	917	3836	431	75	227	83	6	60	13,91	15	24
	Rates.....	\$ 15.00	17.50	3.00	3.50	7.00	3.00	5.50	2.00	4.00	2.00	4.50
	Values.....	\$ 13,755	67,130	1,293	263	1,589	249	33	120	5,564	30	108
	Total value.....											

SESSIONAL PAPER No. 22

MARKETED.

a fresh, dried, pickled, canned, &c., state, for the County of **Antigonish**, Province of during the year 1911-12.

Herring, fresh, cwts.	Herring, pickled, brls.	Herring, used as bait, brls.	Herring, used as fertilizer, brls.	Mackerel, fresh, cwts.	Mackerel, salted, brls.	Flounders, fresh, cwts.	Shells, fresh, cwts.	Trout, fresh, cwts.	Bass, fresh, cwts.	Eels, fresh, cwts.	Tongcod, fresh, cwts.	Mixed fish, fresh, cwts.	Squid, used as bait, brls.	Oysters, fresh, brls.	Fish oil, gals.	Number.
.....	160	600	25 38	7	4	10	1	3	15	200	62	200	1	
.....	9	248	25 8	53	150	1	80	80	5	30	8	210	25	2	
.....	121	626	20	5	4	2	40	10	460	3	
68	136	386	30	49	12	60	22	400	4	
68	426	1,860	50	76	7	126	165	6	92	85	20	330	102	210	1,085	
2.00	4.50	1.75	50	8	15	1.50	7	10	10	4	1.50	1.50	4	6	.45	
136	1,917	3,255	25	608	105	180	1,155	60	920	340	30	495	408	1260	48	
.....\$101,525																

THE CATCH.

RETURN showing the Quantities and Values of all Fish caught and landed in a Green State in the County of Guysboro, Province of Nova Scotia, during the year 1911-12.

Number.	Fishing Districts.	Salmon, cwt.	Salmon, value.	Lobsters, cwt.	Lobsters, value.	Cod, cwt.	Cod, value.	Haddock, cwt.	Haddock, value.	Hake and Cusk, cwt.	Hake and Cusk, value.	Pollock, cwt.	Pollock, value.	Herring, cwt.	Herring, value.	Mackerel, cwt.	Mackerel, value.
1	Kerm Secum.	14	140	688	4026	1586	2775	150	187	135	135	120	120	825	825
2	Marie Joseph.	5	50	1040	6450	1385	2423	150	187	120	120	105	105	1020	1020	15	45
3	Jascomb and Spanish Ship Bay.	35	350	1440	8640	1300	2275	240	238	90	90	90	90	2025	2025
4	Gegoggn.	60	600	275	1780	540	945	15	18	15	15	15	15	600	600
5	St. Mary's Bay and River.	224	2240	300	1860	324	567	24	30	9	9	9	9	750	750
6	Wine Harbour.	20	200	292	1769	60	105	6	8	6	6	6	6	1080	1080
7	Port Hilford.	34	340	325	1802	165	288	12	15	3	3	3	3	750	750
8	Holland's Harbour and Indian River.	8	80	170	1009	250	437	6	8	3	3	3	3	300	300	81	243
9	Port Beckerton.	5	50	673	4278	1530	2677	300	375	150	150	60	60	2700	2700	426	1278
10	Fisherman's Harbour.	5	50	1363	8178	400	700	35	44	30	30	18	18	2400	2400	369	1107
11	Country Harbour.	25	250	140	840	60	105	3	4	15	15	6	6	300	300
12	Isaac's Harbour.	6	60	410	2460	1145	2003	240	300	140	140	340	340	2400	2400	216	648
13	Drum Head.	9	90	505	3030	5758	10076	1360	2449	540	540	1274	1274	3051	3051	690	2070
14	Seal Harbour.	1	10	244	1464	1565	2748	620	775	50	50	900	900	1500	1500	60	180
15	Coddle's Harbour.	1	10	425	2550	1260	2245	210	262	110	110	300	300	1140	1140	75	225
16	New Harbour.	2	20	400	2400	3929	6875	133	241	85	85	1585	1585	5490	5490	561	1683
17	Tor Bay.	1	10	709	3552	2810	3372	835	1044	24	24	3	3	290	290	319	100
18	Larry's River.	706	3855	2678	3218	814	1017	750	662	525	367	2100	2100	216	648
19	Charlo's Cove.	1180	1416	653	816	48	36	185	130	825	825	908	2724
20	Cole Harbour.	474	2726	3875	6450	1828	2285	130	37	420	294	2580	2580	1115	3345
21	Port Felix.	4	40	2334	12984	9218	11061	3048	3810	980	735	1210	847	1512	1663	1240	3720
22	Whitehead.	2	20	912	5159	3160	3792	596	745	147	100	465	326	310	341	140	420
23	Raspberry and Dover.	243	2430	4314	24385	13335	16902	117900	141480	2760	2070	14735	10314	2905	3195	2610	11627
24	Canso and Canso Tittle.	3	30	598	717	409	511	60	60	45	80	56	165	181	178	848
25	Fox Island Main.	3070	3694	1684	2105	640	480	480	900	650	380	970	1067	525
26	Half Island Cove.	2	20	2320	2870	1000	1250	420	315	500	350	350	500	530	278	1208
27	Philip's Harbour.	1589	8120	2903	3483	1964	2455	900	675	613	1430	1860	1860	575	2700
28	Queensport.	13	130	1420	1704	275	344	180	135	70	543	517	92	456	92	456
29	Pear Brook.
30	Half Way Cove.	1400	1680	1680	530	763	353	263	280	196	1760	1436	492	2460

SESSIONAL PAPER No. 22

31 Sandy Cove and Cook's Cove	35	350	732	878	214	268	242	181	236	165	850	935	435	2175	
32 Gaysboro and Manchester	54	540	540	648	30	37	16	12	180	126	220	242	118	590	
33 Port Shoreham	2	20	640	768	130	150	62	46	45	46	300	330	160	800	
34 St. Francis	622	746	345	432	296	222	60	42	220	242	284	1420	
35 Oyster Ponds	340	408	95	109	30	23	15	10	235	258	37	484	
36 Sand Point	225	270	80	100	58	43	20	14	568	625	198	990	
37 Middle Melford	450	540	198	248	125	93	75	53	558	614	780	3900	
38 Mulgrave and Auld's Cove	20	24	60	75	10	7	40	28	10	11	45	236	
Totals	813	8130	21068	121716	73448	101640	136845	165211	4747	7774	27180	20470	47387	49778	13520	52489

Cwt. = 100 lbs.

SESSIONAL PAPER No. 22

31 Sandy Cove and Cook's Cove.....	18	18	4	22	43	196	980	118	496	15	45	62	25	10	25	15	45	104	208	24	24	
32 Guysboro and Manchester ..	24	24	2	11	43	50	250	10	40	40	40	100	40	40	100							
33 Fort Shoreham	24	24	2	11	43	50	250	10	40	40	40	100	40	40	100							
34 St. Francis Harbour	65	65			43	11	55						20	20	50							
35 Oyster Ponds	65	65			43	11	55						20	20	50							
36 Sand Point					43																	
37 Middle Melford					43																	
38 Mulgrave and Auld's Cove.....					43								6	6	15							
Totals.....	275	275	1919	11996	43	43	196	980	118	496	15	45	621	1825	614	3070	1653	4659	104	208	24	24

Cwt. = 100 lbs.

THE CATCH MARKETED.
 RETURN showing the Quantities and Values of all Fish and Fish Products Marketed in a fresh, dried, pickled, canned, &c., state, for the County of Guysboro, Province of Nova Scotia, during the year 1911-12.

Number.	Fishing Districts.	Guysboro County.																
		Salmon, fresh and frozen, cwt.	Salmon, canned, cases.	Salmon, smoked, cwt.	Lobster, canned, cases.	Lobsters, shipped in shell, cwt.	Cod, fresh, cwt.	Cod, shipped green-salted, cwt.	Cod, dried, cwt.	Haddock, fresh, cwt.	Haddock, smoked, cwt.	Haddock, dried, cwt.	Hake and Cusk, fresh, cwt.	Hake and Cusk, dried, cwt.	Pollock, fresh, cwt.	Pollock, dried, cwt.	Herring, pickled, bts.	Herring, used as bait, bts.
1	Beun Secum.	12		1		688	10	525				50	45		40	250	25	1
2	Marie Joseph.	5				1040	10	458				50	40		35	300	40	2
3	Liscomb and Spanish Ship Bay.	16	2	10	545	351	15	60	408	90	50	30	30		30	625	50	3
4	Gogoggin.	40		12		275			180		5	5	5		4	190	10	4
5	St. Mary's Bay and River.	196	5	13		360			108		8	3	3		3	240	10	5
6	Wine Harbour.	20				292		20			2	2	2		2	360		6
7	Port Hilford Bay and Lake.	34		4		325	10	55			4	3	3		3	240	10	7
8	Holland's Harbour and Indian River.	8				170		110			2	2	1		1	100	5	8
9	Port Beckerton.	5				673	60	660	50	100	67	50	50		20	800	100	9
10	Fisherman's Harbour.	5			520	323		180	15		12	13	13		6	775	25	10
11	Country Harbour.	25				140		20			1	5	5		2	100		11
12	Isaac's Harbour.	6			744	315		463	73		80	50	50		118	750	50	12
13	Drum Head.	9			916	595		2300	386	500	486	180	180		415	867	150	13
14	Seal Harbour.	1						625	105		206	17	17		300	450	50	14
15	Coddle's Harbour.	2						510	80		71	37	37		100	330	50	15
16	New Harbour.	1						1702	175		66	29	29		405	1730	100	16
17	Tor Bay.	1			308	16		220			8	2	2		90	94	8	17
18	Larry's River.							460	750		280	10	10		260	741	10	18
19	Charles Cove.							563	725	6	270	260	260		180	635	15	19
20	Cole Harbour.							680	200	53	200	20	20		64	272	9	20
21	Port Felix.							1200	431	28	600	46	46		140	838	35	21
22	Whitehead.	4			892	328	1000	2084	1350	900	68	700	360		400	491	40	22
23	Raspberry and Dover.	2			349	137		1053	246		100	52	52		155	94	18	23
24	Canso and Canso Tittle.	241	2		1641	659	4600	2413	3803	94834	1422	110	1100	420	4770	365	905	24
25	Fox Island Main.	3					100	199		298	40	20	20		37	35	30	25
26	Half Island Cove.	2					200	836	400	1000	60	280	25		310	137	280	26
27	Philip's Harbour.						20	778	250	850	50	160	160		170	112	89	27
28	Queensport.	13			687	44	200	1200	500	1200	100	223	320		294	268	295	28
29	Fear Brook.						10	482	150	100	58	65	65		28	125	54	29
30	Half Way Cove.						50	420	170	200	110	110	135		96	180	610	30
31	Sandy Cove and Cook's Cove.	35					20	221	90		70	90	90		82	179	156	31

THE CATCH MARKETED.

RETURN showing the Quantities and Values of all Fish and Fish Products Marketed in a fresh, dried, pickled, canned, &c., state, for the County of Guysboro, Province of Nova Scotia, during the year 1911-12—*Con.*

Number.	Fishing Districts.	Mackerel, fresh, cwts.	Mackerel, salted, brls.	Alwives, fresh, cwts.	Alwives, salted, brls.	Hallbut, fresh, cwts.	Flounders, fresh, cwts.	Smelets, fresh, cwts.	Trout, fresh, cwts.	Albacore, fresh, cwts.	Pels, fresh, cwts.	Swordfish, fresh, cwts.	Squid, used as bait, brls.	Clams and Quahags, fresh, brls.	Clams and Quahags, canned, cases.	Hair seal skins, No.	Fish oil, gallons.	Number.
<i>Guysboro County.</i>																		
1	Ecum Secum				4	10	15				20			10			500	1
2	Marie Joseph		5			25					40	2		12			450	2
3	Liscomb and Spanish Ship Bay			10		50	20				6			20			420	3
4	Gegoggin					15	20				5			5			175	4
5	St. Mary's Bay and River			6		10	5				5	2		15	8		100	5
6	Wine Harbour					5					4			3			90	6
7	Port Hillford Bay and Lake		3		1	20	30				5			2			50	7
8	Holland's Harbour and Indian River		27			25					10			2			35	8
9	Port Beckerton		142			150					30	8		10			375	9
10	Fisherman's Harbour		123			33				9		2		5			85	10
11	Country Harbour				10				3					6			15	11
12	Isaac's Harbour		72		4	80						6		5			300	12
13	Drum Head		230			434						71					1200	13
14	Seal Harbour		20			34			1								500	14
15	Coddle's Harbour		25			30					40						400	15
16	New Harbour		187		10	40	25		3		15	7					1200	16
17	Tor Bay		34			11			1								200	17
18	Larry's River		365			42			0		55						1300	18
19	Charlo's Cove		72		4	40			2		50	8					1500	19
20	Cole Harbour		35		1	10			12		80						800	20
21	Port Felix		300			62			10		40	36					1900	21
22	Whitehead		80		5	10			8		40						3805	22
23	Raspberry and Dover		20														1300	23
24	Canso and Canso Tittle		2355			722	43		17		10	341	750				88314	24
25	Fox Island Main		172								4						210	25
26	Half Island Cove		501		1				1		4	8	80				2100	26
27	Philip's Harbour		500			50				10	4		300				1100	27
28	Queensport		25								6						2000	28
29	Peas Brook		8								1						600	29
30	Half Way Cove		372						7		4		90				700	30

THE CATCH.
 RETURN showing the Quantities and Values of all Fish caught and landed in a Green State in the County of Halifax,
 Province of Nova Scotia, during the year 1911-12.

Fishing Districts.	Number.	Salmon, cwts.	Salmon, value.	LoBSTERS, cwts.	LoBSTERS, value.	Cod, cwts.	Cod, value.	Haddock, cwts.	Haddock, value.	Hake and Cusk, cwts.	Hake and Cusk, value.	Pollock, cwts.	Pollock, value.	Herring, cwts.	Herring, value.	Mackerel, cwts.	Mackerel, value.	Shad, cwts.	Shad, value.	Alwives, cwts.	Alwives, value.	Number.	
<i>Halifax County.</i>																							
1 North Shore.....	15	180	225	1125	2336	2600	3900	46	52	100	125	170	340	1820	10920	20	25	1				25	1
2 East St. Margaret's.....	140	1680	625	3125	21000	4500	6750	1000	1125	425	531	5300	4600	2225	13350	60	75	2				60	2
3 Indian Harbour.....	127	1524	250	1250	13700	5200	7800	1200	1350	375	469	3900	7800	3000	27000	20	25	3				20	3
4 Peggy's Cove.....	70	840	175	875	3800	2255	3382	400	450	200	250	800	1600	3000	18000	2	3	4				2	4
5 Dover.....	559	6708	1500	7500	28000	6500	9750	1500	1689	500	625	6000	12000	6700	40200	150	185	5				150	5
6 Prospect.....	155	1860	900	4500	1720	3440	3000	4500	195	214	315	391	4400	8800	1100	6600	100	125	6			100	6
7 Terrence Bay.....	90	1080	1050	5250	10800	21600	6500	9750	1000	1125	350	437	6000	12000	6300	39000	130	162	7			130	7
8 Penant.....	60	720	175	875	2000	4000	6000	700	787	275	344	3000	6000	900	5400	20	25	8				20	8
9 Saunton.....	60	720	1200	6000	3250	6500	4000	6000	500	563	250	312	1600	3200	900	4200	120	150	9			120	9
10 Ketch Harbour.....	23	276	250	1250	8000	16000	2900	4350	500	563	200	250	2700	5400	2000	12000	11	11	10			11	10
11 Portuguese Cove.....	262	3144	600	3000	800	1600	1000	1500	30	33	225	281	4900	9800	3000	18000	12	12	11			12	11
12 Herring Cove.....	90	1080	560	2800	3800	7600	5940	8910	825	838	200	240	4100	8200	2125	12750	13	13	12			13	12
13 Ferguson's Cove.....	6	72	125	625	200	400	100	150	10	13	25	10	13	50	10	60	14	14	13			14	13
14 Bedford and Grand Lake.....	32	384	125	625	200	400	100	150	10	13	25	31	35	70	15	90	15	15	14			15	14
15 Halifax.....			50	250	310	620	1440	2160			50	63	10	20									15
16 Dartmouth, Eastern Passage and Devil's Island.....	3	36	171	1368	2306	3453	2365	3547	86	86	318	318	9970	9970	44	261	15	15	16			15	16
17 Cow Bay and Lawrence-town.....	25	300		125	189	18	27	21			14	14	570	570	3	18	40	40	17			40	17
18 Scaforth and Three Fathom Harbour.....	7	84		280	420	11	11	1250			11	11	1250	1250	3	18	58	58	18			58	18
19 West Chezacook.....				5680	8520	214	321				140	140	4089	4089	9	54	110	110	19			110	19
20 East Chezacook.....				190	285	98	147				91	91	570	570	3	18	19	19	20			19	20
21 Petpeswick Harbour.....				600	900	261	391				350	350	450	450	3	18	19	19	21			19	21
22 Musquodoboit Harbour.....	38	456		1830	2745	215	315				245	245	380	380	21	126	32	32	22			32	22
23 Jeddore.....	3	36		5870	8805	204	306				322	322	840	840	3040	21	126	23				32	23
24 Clam Harbour and Owl's Head.....	6	72	4480	22400	1454	2181	140	210	14	14	98	98	3561	3561	24	144	45	45	24			45	24
25 West Ship Harbour.....				661	991	100	150	45	50	32	32	32	626	626	9	54	6	6	25			6	25
26 East Ship Harbour.....	6	60	1000	5000	1662	186	273				24	18	1975	638	30	90	9	9	26			9	26
27 Pleasant Harbour and Tangier.....				890	4450	151	216				170	606	505	297	1498	36	108	9	9			9	27
28 Pope's Harb. and Gerrard's Island.....				1020	1020	21	16				4	57	57	1093	36	108	9	9				9	28

SESSIONAL PAPER No. 22

29	Spiny Bay, Taylor Head and Mushu- boon	14	140	970	4850	3468	3468	156	130	222	185	375	312	11043	5522	321	963	29
30	Sheet Harbour and Soler Island	70	700	1020	5100	1560	1560	39	32	708	566	108	90	3027	1514	6	18	30
31	Beaver Harbour and Port Duffein	10	100	798	3990	1101	1101	39	32	63	53	665	333	31
32	Quoddy and Harrigan Cove	5	50	920	4600	831	831	18	13	9	6	21	15	475	237	42	126	32
33	Moser River and Smith's Cove	9	90	632	3210	378	378	6	4	261	130	33
34	Mitchell's Bay and Earn Secum	1960	9800	954	954	33	24	57	48	920	460	6	18	34
Totals		1885	22392	21364	107333	102331	184594	54644	81606	9751	10433	7452	8082	88296	116811	35206	209805	9751113

Cwt. = 100 lbs.

THE CATCH

RETURN showing the Quantities and Values of all Fish and Fish Products Marketed in
Nova Scotia, during

Number.	Fishing Districts.	Salmon, fresh and frozen, cwts.	Salmon, smoked, cwts.	Lobsters, canned, cases.	Lobsters, shipped in shell, cwts.	Cod, fresh, cwts.
1	North Shore	15			112	715
2	East St. Margaret's	140			540	4098
3	Indian Harbour	127			210	4692
4	Peggy's Cove	70			65	1480
5	Dover	559			890	4400
6	Prospect	155			760	220
7	Terrence Bay	90		60	925	2830
8	Pennant	60			155	500
9	Sambro	60		1141	180	1210
10	Ketch Harbour	23			215	5000
11	Portuguese Cove	262			592	200
12	Herring Cove	90			440	3000
13	Ferguson Cove	6			105	20
14	Bedford and Grand Lake	32			108	200
15	Halifax				40	310
16	Dartmouth Eastern Passage and Devil's Island.	3				1790
17	Cow Bay and Lawrencetown	25			171	5
18	Seaforth and Three Fathom Harbour	7				6
19	West Chezetcook					8
20	East Chezetcook					4
21	Petpeswick Harbour					30
22	Musquodoboit Harbour	25	6			15
23	Jeddore	3				20
24	Clam Harbour and Owl's Head	4	2	1583	1195	8
25	West Ship Harbour					7
26	East Ship Harbour	6				
27	Pleasant Harbour and Tangier					
28	Pope's Harbour and Gerrard Island			159	33	
29	Spry Bay, Taylors' Head and Mushaboom	6	4	611	400	
30	Sheet Harbour and Sober Island	10	30			
31	Beaver Harbour and Port Dufferin	10		670	309	
32	Quoddy and Harrigan Cove	5		701	60	
33	Moser River and Smith's Cove	1	4			
34	Mitchell's Bay and Ecum Secum			769	348	
	Totals	1791	46	5694	7853	30768
	Rates	\$ 15	20	17.50	10	3
	Values	\$ 26865	920	99645	78530	92304

SESSIONAL PAPER No. 22

MARKETED.

a fresh, dried, pickled, canned, &c., state, for the County of Halifax, Province of the year 1911-12.

Cod, dried, cwts.	Haddock, fresh, cwts.	Haddock, smoked, cwts.	Haddock, dried, cwts.	Hake and Cusk, fresh, cwts.	Hake and Cusk, dried, cwts.	Pollock, dried, cwts.	Herring, fresh, cwts.	Herring, smoked, cwts.	Herring, pickled, bbls.	Number.	
150	2600	30		46		33	100			1	
2134	3600	73	300		300	142	800		300	12	
3016	4000	30	397		400	128	1650		355	3	
140	1950		100		170	66	100		105	4	
3200	5100	50	425		50	166	200		1800	5	
500	2100		300		65	105	400		1000	6	
2658	5000		320		330	116	400		1600	7	
500	3200		100		230	92	1000		400	8	
680	3675		175		140	83	430		190	9	
1000	2600		100		140	60	1000		250	10	
200	550		150		10	75	800		1100	11	
255	4800		375		275	66	400		1000	12	
	500					10	25			13	
	100					25	35			14	
	1000	220				50	10			15	
148	1900	153	53		24	91		4200		456	16
34	3		4			4				188	17
78	2		4			3				405	18
1892	5		56			40				1313	19
62	1		27			26				182	20
192	16		60			100				130	21
605	8		52		70	210				420	22
1950	18		82		92	280				960	23
682	6		34		4	28				667	24
218	8		25		15	9				200	25
265			9			8				425	26
554			62		68	202				990	27
340			7			23				729	28
1156			52		74	125				3681	29
520			13		236	36				1009	30
367			13			21				255	31
277			6		3	7				153	32
126			2							87	33
318			11			19				300	34
24217	42742	556	3514	46	3106	2449	7330	4200		20659	
7	3	6	5.50	2	4	4.50	2	3		4.50	
169519	128226	3336	19327	92	12424	11020	14660	12600		92065	

3 GEORGE V., A. 1913

THE CATCH

RETURN showing the Quantities and Values of all Fish and Fish Products Marketed in
Nova Scotia, during

Number.	Fishing Districts.	Herring, used as bait, brls.	Mackerel, fresh, cwts.	Mackerel, salted, brls.	Alewives, fresh, cwts.	Alewives, salted, brls.	Halibut, fresh, cwts.	Flounders, fresh, cwts.	Smelts, fresh, cwts.	Trout, fresh, cwts.
1	North Shore	33	1775	15		6		140		12
2	East St. Margaret's	300	2015	70	22	15	1400	161		10
3	Indian Harbour	600	4260	80	20		1600	140		4
4	Peggy's Cove	200	2805	65	2		600	200		4
5	Dover	200	6250	150	75	30	2000	1000		8
6	Prospect	500	1000	40	90	4	1000	300		4
7	Terrence Bay	400	6275	75	100	11	1800	500		9
8	Pennant	400	864	12	20		1400	200		3
9	Sambro	300	679	7	120		1200	50		2
10	Ketch Harbour	450	1964	12			1200			2
11	Portuguese Cove	400	2955	15			2250			4
12	Herring Cove	350	2125				200			2
13	Ferguson Cove		10							3
14	Bedford and Grand Lake		15							20
15	Halifax						200			
16	Dartmouth, Eastern Passage and Devil's Island	104	20	8	15		78	390		
17	Cow Bay and Lawrencetown	6			12	8	139	39	37	4
18	Seaforth and Three Fathom Harb.	20		1	4	18	70	22	38	4
19	West Chezetcook	75		3	4	36	12	37	70	3
20	East Chezetcook	12			1	6	2	23	7	6
21	Petpeswick Harbour	20		1	1	6	14	24	3	2
22	Musquodoboit Harbour	60		7			47	29	110	6
23	Jeddore	80		1	2	10	70	31	5	4
24	Clam Harbour and Owl's Head	780		8			92	37	5	5
25	West Ship Harbour	13		3		15	74	22	6	6
26	East Ship Harbour	10		10		2	37			
27	Pleasant Harbour and Tangier	42		12		3	94			4
28	Pope's Harb. and Gerrard Island	20		12			22			
29	Spry Bay, Taylor's Head and Mushaboom	50		107			110			5
30	Sheet Harbour and Sober Island	20		2			89		8	10
31	Beaver Harbour and Port Dufferin	7					4			3
32	Quoddy and Harrigan Cove	8		14			2		12	
33	Moser River and Smith's Cove	2								4
34	Mitchell's Bay and Ecum Secum	10		2			37			
	Totals	5472	33012	738	488	170	15843	3337	303	151
	Rates	\$ 1.75	8	15	2.50	5	10	1.50	7	10
	Values	\$ 9571	264096	11070	1220	850	158450	5006	2121	1510

Total value

SESSIONAL PAPER No. 22

MARKETED.

a fresh, dried, pickled, canned, &c., state, for the County of **Halifax**, Province of the year 1911-12—*Continued*.

Allacour, fresh, cwts.	Fish, fresh, cwts.	Tomcod, fresh, cwts.	Swordfish, fresh, cwts.	Mixed fish, fresh, cwts.	Squid, used as bait, brls.	Oysters, fresh, brls.	Clams & Quahaugs fresh, brls.	Tongues and Sounds, pickled and dried, cwts.	Fur seal skins, No.	Hair seal skins, No.	Fish oil, gallons, *	Number.
1200	20	300	58	2000	50		52				120	1
900	35	600	500	3000	25		50				1120	2
600	15	500	500	1000	25		20				1216	3
400	12	20	600	500	30		10				185	4
860	60	120	600	1400	50		40				1248	5
90	40	300	300	800	45		25				160	6
70	24		300	1300	35		20				1152	7
20	4		100	500	50		5				217	8
22	2		500		10		5				320	9
30	6		500		15		10				822	10
30	4		600		25		3				80	11
36	6				50		10				400	12
	1						2				710	13
	30											14
												15
	12		16				57				507	16
	7						56				20	17
	16						184				40	18
	8						2200				829	19
	20						1380				47	20
	40		4				900				128	21
	34		1			5	950				390	22
	30		1				330				900	23
	7		12				900				300	24
	18		2				50				104	25
				20					3		155	26
	20			50					5		313	27
				15					4		217	28
	20			50					10		603	29
	24			20					8		244	30
				10							80	31
	30			10					2		124	32
											25	33
				10					3		157	34
4198	545	1840	4606	10685	410	5	7259		35		13133	
4	4	1.50	7	1.50	4	6	2		10		45	
16792	2180	2760	32242	16028	1640	30	14518		350		5910	

\$1,208,762

* Includes 710 gals. of cod oil for medicinal purposes.

THE CATCH.

RETURN showing the Quantities and Values of all Fish caught and landed in a Green State in the County of **Hants**, Province of **Nova Scotia**, during the year 1911-12.

Number.	Fishing Districts.	Salmon, cwts.		Cod, cwts.		Herring, cwts.		Shad, cwts.		Alewives, cwts.		Trout, cwts.		Bass, cwts.		Mixed fish, cwts.		Clams, brls.		Number.
		Salmon, value.	Cod, value.	Herring, value.	Shad, value.	Alewives, value.	Trout, value.	Bass, value.	Mixed fish, value.	Clams, value.										
1	Hantsport to Windsor.....	27	324	10	30	25	150	120	264	40	400	3	9	1			
2	Windsor to Noel.....	22	264	20	60	98	147	15	90	238	285	21	210	6	18	2		
3	Maitland to Shubenacadie.....	5	60	375	470	2	20	3			
4	Shubenacadie to Grand Lake.....	15	180	90	540	678	850	4	40	12	60	4			
Totals.....		69	828	30	90	98	147	130	780	1511	1869	67	670	12	60	9	27	8	16	

Cwt. = 100 lbs.

THE CATCH MARKETED.

RETURN showing the Quantities and Values of all Fish and Fish Products Marketed in a fresh, dried, pickled, canned, &c., state, for the County of **Hants**, Province of **Nova Scotia**, during the year 1911-12.

Number.	Fishing Districts.	Salmon, fresh and frozen, cwts.		Cod, fresh, cwts.		Herring, fresh, cwts.		Shad, fresh, cwts.		Alewives, fresh, cwts.		Alewives, salted, brls.		Trout, fresh, cwts.		Bass, fresh, cwts.		Mixed fish, fresh, cwts.		Clams and Quahaugs, fresh, brls.		Number.
		Salmon, value.	Cod, value.	Herring, value.	Shad, value.	Alewives, value.	Trout, value.	Bass, value.	Mixed fish, value.	Clams and Quahaugs, value.												
1	Hantsport to Windsor.....	27	10	25	220	40	3	1
2	Windsor to Noel.....	22	20	98	15	238	21	6	2
3	Maitland to Shubenacadie.....	5	2	125	3
4	Shubenacadie to Grand Lake.....	15	90	4	12	226	4
Totals.....		69	30	98	130	458	351	67	12	9	8	8
Rates.....		\$	15	3	2	10	2.50	5	10	10	1.50
Values.....		\$	1035	90	196	1300	1145	1755	670	120	13	16

Total value..... \$6,340

SESSIONAL PAPER No. 22

RECAPITULATION

Of the Quantities and Values of all Fish caught and landed in a Green State, and of the Quantities and Values of all Fish and Fish Products Marketed in a fresh, dried, pickled, canned, &c., state, for District No. 2, Province of Nova Scotia, during the year 1911-12.

Kinds of Fish.	Caught and Landed in a Green State.		Marketed.		Total Marketed Value.
	Quantity.	Value.	Quantity.	Value.	
		\$		\$	\$
Salmon..... Cwts.	4,416	48,562			
" used fresh and frozen..... "			4,251	63,765	
" canned..... Cases			9	81	
" salted..... Cwts.					
" mild cured..... "					
" smoked..... "			82	1,640	
					65,486
Lobsters..... "	97,682	404,345			
" canned..... Cases			39,246	686,806	
" shipped in shell..... Cwts.			15,941	150,410	
					837,216
Cod..... "	181,439	295,165			
" used fresh..... "			38,197	114,591	
" shipped green-salted..... "			20,624	72,184	
" dried..... "			34,937	244,559	
					431,334
Haddock..... "	192,774	247,772			
" used fresh..... "			148,694	446,082	
" smoked..... "			7,719	46,314	
" dried..... "			9,571	52,641	
					545,037
Hake and Cusk..... "	24,593	21,093			
" " used fresh..... "			116	232	
" " dried..... "			8,363	33,452	
					33,684
Pollock..... "	38,073	31,331			
" used fresh..... "			561	1,122	
" dried..... "			12,042	54,188	
					55,310
Herring..... "	161,698	182,728			
" used fresh..... "			10,436	20,872	
" smoked..... "			4,308	12,924	
" pickled..... Brls.			35,534	159,903	
" used as bait..... "			15,798	27,646	
" used as fertilizer..... "			2,050	1,025	
					222,370
Mackerel..... Cwts.	48,970	263,514			
" used fresh..... "			39,609	316,872	
" salted..... Brls.			3,129	46,935	
					363,807
Shad..... Cwts.	434	2,708			
" used fresh..... "			434	4,340	
" salted..... Brls.					
					4,340
Alewives..... Cwts.	4,036	5,297			
" used fresh..... "			1,697	4,243	
" salted..... Brls			815	4,075	
					8,318
Sardines..... "					
" canned..... Cases					
" used fresh and salted..... Brls.					
Halibut..... Cwts.	17,794	121,370	17,794		177,940
Flounders..... "	3,539	3,620	3,539		5,309

RECAPITULATION

OF the Quantities and Values of all Fish caught and landed in a Green State, and of the Quantities and Values of all Fish and Fish Products Marketed in a fresh, dried, pickled, canned, &c., state, for **District No. 2**, Province of **Nova Scotia**, during the year 1911-12—*Concluded*.

Kinds of Fish.	Caught and Landed in a Green State.		Marketed.		Total Marketed Value.
	Quantity.	Value.	Quantity.	Value.	
		\$		\$	\$
Smelts..... Cwts.	2,555	12,516	2,555		17,885
Trout..... "	409	2,851	409		4,090
Oulachous..... "					
Albacore..... "	4,213	12,639	4,213		16,852
Sturgeon..... "					
Bass..... "	114	570	114		1,140
Eels..... "	1,430	4,939	1,430		5,720
Tomcod..... "	1,860	1,400	1,860		2,790
Swordfish..... "	5,220	21,542	5,220		36,540
Mixed fish..... "	11,024	5,485	11,024		16,536
Squid..... Brls.	2,165	5,983	2,165		8,660
Oysters..... "	1,509	7,440	1,509		9,054
Clams and Quahaugs..... "	7,551	11,598			
" " used fresh..... "			7,543	15,086	
" " canned..... Cases			8	28	15,114
Crabs, Cockles and other shell fish... Cwts.					
Tongues and Sounds..... "			35		350
Caviare (Sturgeon Roe)..... "					
Fur Seal Skins..... No.					
Hair Seal Skins..... "	24	24	24		30
Beluga Skins..... "					
Fish Oil..... Gals.			127,877		57,544
Whale Oil..... "					
Totals.....		1,714,492			2,942,456

SESSIONAL PAPER No. 22

RECAPITULATION

OF the Number of Fishermen, &c., and of the Number and Value of Fishing Vessels, Boats, Nets, &c., in District No. 2, Province of Nova Scotia, for the year 1911-12.

	Number.	Value.
		\$
Vessels (tonnage 2782).....	147	172,575
Boats (sail).....	4,727	169,813
" (gasoline).....	370	97,045
Tugs, Smacks, &c.....	55	65,420
Gill Nets.....	34,773	272,143
Seines.....	351	116,260
Trap and Smelt Nets.....	511	36,888
Weirs.....	12	990
Trawls.....	3,336	50,856
Hand Lines.....	9,242	6,283
Lobster Traps.....	322,108	246,172
" Canneries.....	103	115,750
Salmon ".....		
Clam ".....	1	200
Freezers and Ice-houses.....	114	170,685
Smoke and Fish-houses.....	1,680	367,715
Piers and Wharves.....	818	147,494
Total value.....		2,036,289
Number of men employed on Vessels and Tugs.....	876	
" " Boats.....	4,877	
" persons employed in Fish-houses, Freezers, Canneries, &c....	2,055	
Total.....	7,808	

DISTRICT No 3.

RETURN showing the Number of Fishermen, &c., the Number and Value of Vessels and Boats, and the Quantity and Value of all Fishing Gear, &c., used in the Fishing Industry in the County of Lunenburg, Province of Nova Scotia, during the year 1911-12.

Number.	Fishing Districts.				Fishing Vessels, Boats, Tugs, &c.						Fishing Gear.								
	Vessels.				Boats.			Tugs, Snacks, etc.			Gill Nets.		Seines.		Traps Nets.				
	Number.	Tons.	Value.	Men.	Sail.	Value.	Gasoline.	Value.	Men.	Number.	Value.	Number.	Value.	Number.	Value.	Number.	Value.		
<i>Lunenburg County.</i>																			
1					130	20000							30	120	3	450	9	1800	
2					229	35000	2	1200	250	160			35	140	2	300	10	2000	
3					50	1500	1	600	70	70			20	80	9	1500	10	1500	
4					30	1500	1	600	40	40			25	100	12	2000	5	400	
5					190	6000	7	2800	200	200			50	200	30	2250			
6					120	3000	2	1000	80	80			20	80	15	1500			
7		1600	52000	221	380	8000	17	8500	350	350			20	80	15	1500	10	1500	
8					93	2600	10	2500	165	165			3125	12500	20	2000	21	6300	
9		5003	235141	1188	23	644	3	750	30	30			1875	7500	2	400	1	300	
10		52	4246	19562	878	97	2716	7	1750	124			2000	10000	20	2000			
11					2	161	7300	39		70			1000	5000	6	600	1	300	
12					143	11010	491003	2321	1399	33312	52	20200	1540	8400	306580	134	145000	67	14100
Totals.....																			

SESSIONAL PAPER No. 22

RETURN showing the Number of Fishermen, &c., the Number and Value of Vessels and Boats, and the Quantity and Value of all Fishing Gear, &c., used in the Fishing Industry in the County of Lunenburg, Province of Nova Scotia, during the year 1911-12—Continued.

Number.	Fishing Gear.				Canneries.		Other Material.				Persons employed in Canneries, Freezers and Fish-houses
	Number.	Value.	Number.	Value.	Number.	Value.	Freezers and Ice-houses.	Smoke and Fish-houses.	Piers and Wharves.	Value.	
<i>Lunenburg County.</i>											
1	3	90	50	52	1500	750	10	400	7	1000	5
2	3	90	50	25	1000	500	10	400	12	1200	2
3	3	90	20	10	800	400	20	700	18	900	3
4	6	180	40	20	1000	500	1	600	6	350	25
5	80	30	80	40	4000	2000	3	800	16	800	5
6	25	100	25	12	2000	1000	1	600	12	500	50
7	78	2300	100	50	3000	1500	20	950	26	3000	5
8	50	1500	100	50	3000	1500	1	600	52	2600	5
9	532	21280	1500	750	6000	6000	3	600	150	1500	310
10	6	364	1000	500	6000	6000	1	350	60	600	20
11	4	160	1500	750	6000	6000	1	200	150	1500	340
12	1	480	1000	500	2000	2000	1	200	50	500	100
Totals	1891	40670	5365	2682	33330	26550	7	2600	556	10750	413
							5	1500			985

RETURN showing the Number of Fishermen, &c., the Number and Value of Vessels Industry in the County of **Queens**, Province

Number.	Fishing Vessels, Boats, Tugs, &c.											Fishing				
	Vessels.				Boats.					Tugs, Smacks, &c.		Gill Nets.	Seines.			
	Number.	Tons.	Value.	Men.	Sail.	Value.	Gasoline.	Value.	Men.	Number.	Value.	Men.	Number.	Value.		
<i>Queens County.</i>																
1					53	4090	9	1350	222	1	2000	3250	1500	3	170	
2					21	220			42				70	350		
3					14	260			28							
4																
5	1	10	500	3	25	2500	29	5000	102					4	1000	
6	1	15	600	4	21	2100	12	3000	55							
7	2	20	1000	9	14	1400	19	4200	70	4	1000	17		2	500	
8	1	13	500	4	4	400	12	3000	25					1	250	
8	1	18	1000	5	22	1500	8	2400	90					2	500	
Totals	6	76	3600	25	174	12470	89	18950	634	5	12000	20	320	1850	12	2420

SESSIONAL PAPER No. 22

and Boats, and the Quantity and Value of all Fishing Gear, &c., used in the Fishing of Nova Scotia, during the Year 1911-12.

Gear.										Canneries.		Other Material						Persons employ- ed in Canneries, Freezers and Fish- houses.	
Trap Nets.		Smelt Nets.		Trawls		Hand Lines.		Lobster Traps.		Lobster Canneries.		Freezers and Ice-houses		Smoke and Fish- houses.		Piers and Wharves.			
Number.	Value.	Number.	Value.	Number.	Value.	Number.	Value.	Number.	Value.	Number.	Value.	Number.	Value.	Number.	Value.	Number.	Value.	Number.	
%	%	%	%	%	%	%	%	%	%	%	%	%	%	%	%	%	%	%	
1	400	30	120	6	48	220	145	4600	4600	1	1800	3	250	66	1650	23	740	30	1
..	6	185	24	270	30	300	..	2
..	5	250	20	250	3
25	12500	20	100	150	75	6000	6000	3	4000	70	4000	10	3000	..	5
..	25	125	100	50	4000	4000	22	2500	5	2300	..	5
5	2500	50	250	250	125	5500	5500	3	6000	2	700	48	6000	10	4000	..	6
1	500	25	125	30	15	2000	2000	2	800	24	1500	4	1200	..	7
3	1500	30	150	200	100	5000	5000	38	2100	3	600	..	8
35	17400	30	120	156	798	950	510	27100	27100	6	8600	19	5385	312	18270	85	12140	..	85

RETURN showing the Number of Fishermen, &c., the Number and Value of Vessels and Boats, and the Quantity and Value of all Fishing Gear, &c., used in the Fishing Industry in the County of Shelburne, Province of Nova Scotia, during the Year 1911-12.

Number.	Fishing Districts.										Fishing Vessels, Boats, Tugs, &c.						Fishing Gear.						
											Vessels.			Boats.			Tugs, Snacks, &c.			Gill Nets.		Seines.	
	Number.	Tons.	Value.	Men.	Sail.	Value.	Gasoline.	Value.	Men.	Number.	Value.	Men.	Number.	Value.	Men.	Number.	Value.	Number.	Value.	Number.	Value.		
<i>Shelburne County.</i>																							
1	62	1800	20	140	5000	67	20100	205	6	3000	8	1000	7000	1	1200	1	1200	1	1200	1	1200		
2	4	1200	15	80	2500	34	12000	125	6	2000	5	700	4000	1	600	1	600	1	600	1	600		
3	55	619	16500	203	300	12000	198	80000	402	18	12000	26	1200	1	8400	1	8400	1	8400	1	8400		
4	8	92	2500	23	45	1200	13	3000	45	1	1000	2	200	1	1400	1	1400	1	1400	1	1400		
5	16	185	4800	64	230	10000	50	20000	240	1	1000	2	1000	1	7000	1	7000	1	7000	1	7000		
6	2	21	600	3	80	2500	15	4500	105	1	300	1	500	1	600	1	600	1	600	1	600		
7	4	68	2500	18	10	160	6	250	17	1	300	1	100	1	600	1	600	1	600	1	600		
8	1	22	500	5	12	935	7	1190	22	1	1190	5	340	1	2375	1	2375	1	2375	1	2375		
9	1	10	300	3	13	200	5	850	34	1	2690	34	330	1	2000	1	2000	1	2000	1	2000		
10	2	27	650	3	13	200	5	850	27	1	2690	34	330	1	2000	1	2000	1	2000	1	2000		
11	9	327	13400	70	5	420	13	2380	59	5	420	13	2380	5	420	13	2380	5	420	13	2380		
12	3	32	1000	10	6	300	22	3300	41	6	300	22	3300	41	6	300	22	3300	41	6	300		
13	13	325	17900	73	24	1210	83	10790	184	3	8500	8	410	2	2500	2	2500	2	2500	2	2500		
Totals	124	1831	63850	510	945	36425	527	161450	1486	35	26800	56	6865	5	46725	5	46725	5	46725	5	46725		

SESSIONAL PAPER No. 22

RETURN showing the Number of Fishermen, &c., the Number and Value of Vessels and Boats, and the Quantity and Value of all Fishing Gear, &c., used in the Fishing Industry in the County of Shelburne, Province of Nova Scotia, during the Year 1911-12.—*Con.*

Fishing Districts.	Fishing Gear.						Canneries.				Other Material.						Persons employed in Canneries, Freezers and Fish-houses.	Number.	
	Trap Nets.	Snarl Nets.	Travels.	Hand Lines.	Lobster Traps.	Lobster Canneries.	Lobster Canneries.	Freezers and Ice-houses.	Smoke and Fish-houses.	Pieces and Wharves.	Freezers and Ice-houses.	Smoke and Fish-houses.	Pieces and Wharves.	Freezers and Fish-houses.					
	Number.	Value.	Number.	Value.	Number.	Value.	Number.	Value.	Number.	Value.	Number.	Value.	Number.	Value.	Number.	Value.			
<i>Shelburne County.</i>																			
1 Wood's Harbour.....	16	12500	11	180	1155	5095	5741	113800	113800	19	15425	21	132900	619	73290	317	73650	411	
2 Slag Harbour and Bear Point.....	4	6000	30	150	280	280	7800	7800	3	1410	30	3500	20	4000	20	4000	30	2	
3 Cape Island.....	2	1500	10	50	300	216	216	12000	12000	1	300	1	500	20	4000	21	1000	20	6
4 Barrington.....	2	1500	20	120	120	1210	35000	35000	4	3700	6	3000	192	31000	65	25000	112	3	
5 Port LaFour and Baccaro.....	2	1500	150	900	608	608	16000	16000	1	500	2	1500	73	15000	31	15000	32	4	
6 Cape Negro and Blanche.....	2	1500	20	100	150	150	2000	2000	1	300	1	500	20	4000	21	1000	20	6	
7 Port Saxon, Clyde River, N.E. & N.W. Har.	3	1750	30	150	150	275	3000	3000	1	100	1	100	10	450	11	1200	10	7	
8 Black Point, Round Bay and Red Head.....	3	1750	40	200	275	275	3500	3500	1	100	4	300	45	1000	10	2200	9	8	
9 Roseway, McNutt's Isl. and Capleton Village.....	3	1750	30	150	160	160	2500	2500	1	300	1	500	40	900	17	500	9	10	
10 Gunning Cove, Churchover and Pine-town.....	3	1750	30	150	160	160	2500	2500	1	300	1	500	40	900	17	500	9	10	
11 Shelburne and Sandy Pt.....	4	2500	40	200	325	325	2500	2500	2	350	4	1000	37	3500	19	6500	15	11	
12 Jordan, East and West.....	6	3000	200	1000	1000	1000	7000	7000	2	5500	3	126500	60	6000	35	7000	112	13	
13 Lockeport.....	16	12500	11	180	1155	5095	5741	113800	113800	19	15425	21	132900	619	73290	317	73650	411	
Totals.....	16	12500	11	180	1155	5095	5741	113800	113800	19	15425	21	132900	619	73290	317	73650	411	

3 GEORGE V., A. 1913

RETURN showing the Number of Fishermen, &c., the Number and Value of Vessels and
try in the County of **Yarmouth**, Province

Number.	Fishing Districts.	Fishing Vessels, Boats, Tugs, &c.										Fishing					
		Vessels.			Boats.				Tugs, Snacks, etc.			Gill Nets.		Trap Nets.			
		Number.	Tons.	Value.	Men.	Sail.	Value.	Gasoline.	Value.	Men.	Number.	Value.	Men.	Number.	Value.	Number.	Value.
	<i>Yarmouth County.</i>			£			£		£		£			£		£	
1	Port Maitland..	3	39	900	17		42	12600	80				100	500	1	2500	
2	Sandford.....	1	12	300	4		29	8700	58	1	350	3	75	375	3	7500	
3	Yarmouth.....	23	737	24100	200	1	1500	57	17100	124	4	20000	15	300	1500	1	2500
4	Arcadia.....	1	10	250	4	2	125	26	7800	52			72	360			
5	Pinkney's Point.....							32	9600	64			66	330			
6	Comeau Hill.....					2	220	53	15900	106	2	500	4	138	665		
7	Wedgeport.....	13	174	2500	71	6	750	100	30000	204	4	20000	40	407	2033		
8	Salmon River.....					25	150			30			50	250			
9	Tusket.....					200	1500			200			560	2500			
10	Eel Brook.....					15	225	3	600	30			40	200			
11	Argyle.....	3	40	750	13	3	300	18	5400	52			50	250			
12	Pubnicoes.....	14	492	20050	160	6	800	46	13800	114	3	500	6	225	1125		
	Totals.....	58	1504	48850	469	266	5570	406	121500	1114	14	41350	68	2018	10090	5	12500

SESSIONAL PAPER No. 22

Boats, and the Quantity and Value of all Fishing Gear, &c., used in the Fishing Industry of Nova Scotia, during the Year 1911-12.

Gear.										Can-neries.		Other Material.				Persons employed in Can-neries, Freezers and Fish-houses.		
Weirs.		Smelt Nets.		Trawls.		Hand Lines.		Lobster Traps.		Lobster Can-neries.		Freezers and Ice-houses.		Smoke and Fish-houses.		Piers and Wharves.		Number.
Number.	Value.	Number.	Value.	Number.	Value.	Number.	Value.	Number.	Value.	Number.	Value.	Number.	Value.	Number.	Value.	Number.	Value.	
¢	¢	¢	¢	¢	¢	¢	¢	¢	¢	¢	¢	¢	¢	¢	¢	¢	¢	
.....	60	300	84	84	6720	6720	1	900	1	200	9	1200	1	1200	55
.....	50	250	58	58	4640	4640	1	900	1	150	4	1000	1	100	10
.....	160	800	800	800	12500	12500	3	3200	2	4000	20	20000	15	204000	250
.....	10	60	10	50	20	20	2160	2160	2	1200	2	1200	40
.....	20	100	40	40	5700	5700	3	150	400	5
2	1200	20	100	224	224	8010	8010	2	2500	4	2000	2200	69
6	2000	80	400	448	448	14725	14725	3	3600	1	400	25	2000	7	7700	90
6	1800	30	180	20	1800	2	1000	40
.....	42	252	600	10
.....	6	36	10	50	100	100	2900	2900	1	100	5	200	1200	5
.....	12	72	40	200	350	350	11600	11600	3	1500	3	1400	32	3900	5	5950	120
14	5000	100	600	450	2250	2124	2124	68955	68955	16	13900	8	6150	122	32250	41	225550	714

RETURN showing the Number of Fishermen, &c., the Number and Value of Vessels and Industry in the County of Digby, Province of

Number.	Fishing Districts.	Fishing Vessels, Boats, Tugs, &c.											Fishing				
		Vessels.				Boats.				Tugs, Smacks, &c.			Gill Nets		Sei nes.		
		Number.	Tons.	Value.	Men.	Sail.	Value.	Gasoline.	Value.	Men.	Number.	Value.	Men.	Number.	Value.	Number.	Value.
	<i>Digby County.</i>			£			£	£			£			£		£	
1	Digby and vicinity ...	10	564	41100	139	75	1500	20	4000	60	1	2000	3	25	200	...	
2	Bay View and Culloden ...					20	400	15	3000	70	1	125	2	50	400	3	300
3	Gulliver's Cove to Waterford ...					15	300	10	2600	35	1	500	3	40	320	1	500
4	Centreville ...					18	180	24	7200	48	1	4000	5	47	376	...	
5	Sandy Cove and Mink Cove ...					15	150	10	2500	35	1	300	2	35	280	6	1000
6	Little River and Whale Cove ...	2	46	2700	4	1	150	17	5100	36	2	1000	3	35	280	...	
7	Tiddville and East Ferry ...					15	150	13	2600	41	40	320	1	100
8	Tiverton and Central Grove ...	5	198	7000	45	40	600	52	15600	140	2	1200	6	260	1820	3	500
9	Freeport ...	10	302	17000	95	30	600	65	13000	160	2	725	4	200	1800	...	
10	Westport ...	7	150	4000	50	20	400	60	12000	140	300	2400	8	1000
11	Smith's Cove and Brighton ...					15	300	5	1000	25	10	80	6	200
12	Plympton to Weymouth ...	1	17	600	4	21	320	9	1800	39	47	376	...	
13	District of Clare ...	17	290	6900	85	159	3180	111	26800	543	2	2050	5	134	670	...	
	Totals ...	52	1567	79300	422	444	8230	411	97200	1372	13	11900	33	1223	9022	28	3600

SESSIONAL PAPER No. 22

Boats, and the Quantity and Value of all Fishing Gear, &c., used in the Fishing Nova Scotia, during the year 1911-12.

Gear.										Canneries.		Other Material.						Persons employed in Canneries, Freezers and Fish houses. Number.	
Weirs.		Smelt Nets.		Trawls.		Hand Lines.		Lobster Traps.		Lobster Canneries.		Freezers and Ice-houses.		Smoke and Fish-houses.		Piers and Wharves.			
Number.	Value.	Number.	Value.	Number.	Value.	Number.	Value.	Number.	Value.	Number.	Value.	Number.	Value.	Number.	Value.	Number.	Value.		
£	£	£	£	£	£	£	£	£	£	£	£	£	£	£	£	£	£		
5	2250	363	2904	200	200	2000	2000	6	6800	52	25000	14	32300	256	1		
1	600	60	300	70	70	1500	1500	4	350	6	200	2	6200	2		
2	1100	70	350	50	50	1980	1980	7	500	7	185	3		
.....	80	400	60	60	3000	3000	1	25000	3	150	22	5200	1	500	140	4		
.....	80	400	50	50	2500	2500	3	3350	4	1850	19	1000	4	3500	5		
.....	238	1190	70	70	2500	2500	2	5000	4	600	25	5300	12	2800	60	6		
.....	100	500	100	100	1300	1300	10	500	2	300	7		
.....	300	1500	250	250	3000	3000	2	1000	3	500	40	7000	18	25000	170	8		
.....	500	2500	800	800	3500	3500	6	1800	70	5230	35	20000	200	9		
.....	520	2600	200	200	3000	3000	11	1100	50	4000	40	20000	200	10		
10	3000	15	75	30	30	120	120	3	90	8	660	4	700	11		
.....	12	480	32	160	120	120	4	160	5	150	4	2550	12		
7	1050	269	1614	845	422	15850	15850	6	2800	140	6445	13		
25	8000	12	480	2627	14493	2845	2922	40950	40950	14	37150	55	13900	454	60890	136	113850	1142	

3 GEORGE V., A. 1913

RETURN showing the Number of Fishermen, &c., the Number and Value of Vessels and Industry in the County of **Annapolis**, Province of

Number.	Fishing Districts.	Fishing Vessels, Boats, Tugs, &c.								
		Vessels.				Boats.				
		Number.	Tons.	Value.	Men.	Sail.	Value.	Gasoline.	Value.	Men.
	<i>Annapolis County.</i>			§			§	§		
1	Margaretville.....					15	600	2	400	20
2	Port George.....					24	475			30
3	Port Lorne.....					35	700			65
4	Hampton.....					20	400			25
5	Phinney's Cove.....					30	440			50
6	Parker's Cove.....	3	38	1520	25	40	1060			70
7	Hillsburn.....	2	63	2520	22	30	900			35
8	Litchfield.....					35	1050	4	800	50
9	Port Wade.....	5	191	8000	70	10	200	4	800	18
10	Victoria Beach.....					40	1600	30	6000	100
11	Clementsport and Deep Brook.....					10	400	1	200	15
12	Annapolis, Lequille and Round Hill Rivers.....					140	1400			150
	Totals.....	10	292	12040	117	429	9165	41	8200	628

RETURN showing the Number of Fishermen, &c., the Number and Value of Vessels and Industry in the County of **Kings**, Province of

Number.	Fishing Districts.	Fishing Vessels, Boats, Tugs, etc.								
		Vessels.				Boats.				
		Number.	Tons.	Value.	Men.	Sail.	Value.	Gasoline.	Value.	Men.
	<i>Kings County.</i>			§			§	§		
1	Morden and vicinity.....					20	400			32
2	Victoria Harbour and Ogilvie Wharf.....					12	200			12
3	Harbourville.....	1	20	350	3	8	120	3	680	12
4	Canada Creek.....	2	45	600	6	12	690			20
5	Chipman's Brook and Hunting Point.....	1	14	200	2	8	120	1	230	14
6	Hall's Harbour.....	3	48	950	8	27	500	2	440	45
7	Race Point and Sheffield Vault.....					5	65			8
8	Baxter's Harbour.....					20	400	2	400	35
9	Whalen Beach and Well's Cove.....					6	60			12
10	Scott's Bay.....					12	120	6	1260	24
11	Blomidon and Kingsport.....					8	170	2	400	16
12	Starr's Point and Wolfville.....					4	40			4
13	Avonport.....					12	125			12
	Totals.....	6	127	2100	19	154	2920	16	3410	246

SESSIONAL PAPER No. 22

Boats, and the Quantity and Value of all Fishing Gear, &c., used in the Fishing Nova Scotia, during the Year 1911-12.

Fishing Gear.										Other Material.					
Gill Nets.		Weirs.		Trawls.		Hand Lines.		Lobster Traps.		Freezers and Ice-houses.		Smoke and Fish-houses.		Piers and Wharves.	
Number.	Value.	Number.	Value.	Number.	Value.	Number.	Value.	Number.	Value.	Number.	Value.	Number.	Value.	Number.	Value.
	\$		\$		\$		\$		\$		\$		\$		\$
67	670	4	1600	20	100	70	35	200	200	3	150	11	500		
60	600	5	1200	54	500	90	45	700	700	10	500	16	320		
125	1200			70	350	130	130	710	710	3	7500	20	800		3
50	420	4	700	25	125	60	60	400	400	3	210	10	600		
104	1040	1	200	130	650	100	100	2000	2000			20	500		
110	1100	1	250	184	920	184	138	3500	3500	2	250	30	300		
60	600			130	600	120	100	1400	1400	1	100	15	300		
65	650			90	440	45	45	1110	1110			24	1100		
20	200	3	600	500	2500	120	120	300	300	1	200	14	300		
40	400			270	1380	175	175	2000	2000			80	4000	8	2000
12	120	4	800	20	100	15	15			1	2000	6	300	4	6000
200	1600	5	500											25	2500
913	8600	27	5250	1493	7665	1109	963	12420	12420	24	10910	246	9620	37	33000

Boats, and the Quantity and Value of all Fishing Gear, &c., used in the Fishing Nova Scotia, during the Year 1911-12.

Fishing Gear.										Other Material.					
Gill Nets.		Seines.		Weirs.		Trawls.		Hand Lines.		Lobster Traps.		Freezers and Ice-houses.		Smoke and Fish-houses.	
Number.	Value.	Number.	Value.	Number.	Value.	Number.	Value.	Number.	Value.	Number.	Value.	Number.	Value.	Number.	Value.
	\$		\$		\$		\$		\$		\$		\$		\$
28	175	3	300	4	1000			100	100	127	127	4	100	10	200
30	150	3	300	4	1000			35	35	100	100	2	50	4	125
65	400	4	350	4	1000			25	25	200	200	3	75	4	100
30	175	2	250	3	750	6	60	50	50	200	200	4	125	5	125
26	150	1	225	3	750	10	100	32	32	125	125	2	75	7	175
54	32	1	300	2	500	35	350	150	150	150	150	4	100	6	300
		1	250	2	500			20	20			3	75	3	175
40	230	1	200	2	500	24	240	100	100	25	25	4	100	6	300
20	125	2	300	3	750	4	40	20	20	50	50	2	75	2	40
38	230	10	1200	6	2500	6	60	100	100	200	200	1	25	20	500
20	125	1	200	2	500			25	25					3	125
		8	800	1	1000			10	10					1	50
12	70														
363	2155	37	4675	36	10750	85	850	667	667	1177	1177	29	800	71	2215

THE CATCH.

RETURN showing the Quantities and Values of all Fish caught and landed in a Green State in the County of Lunenburg, Province of Nova Scotia, during the year 1911-12.

Fishing Districts.	Salmon, cwt.	Salmon, value.	LoBSTERS, cwt.	LoBSTERS, value.	Cod, cwt.	Cod, value.	Haddock, cwt.	Haddock, value.	Hake and Cusk, cwt.	Hake and Cusk, value.	Pollock, cwt.	Pollock, value.	Herring, cwt.	Herring, value.	Mackerel, cwt.	Mackerel, value.
<i>Lunenburg County.</i>																
1 Fox Point	84	420	1,800	2,700	300	450	900	900	60	75	650	3,900	75	650	3,900	3,900
2 Mill Cove	42	210	9,000	13,500	750	1,125	1,800	1,800	60	75	650	3,900	75	650	3,900	3,900
3 N. W. Cove and Lodge	47	235	900	1,350	60	90	90	90	300	375	300	300	300	375	300	300
4 Aspotogan	52	260	330	540	15	23	15	23	450	560	450	560	450	560	450	560
5 Bayswater, Blandford and Deep Cove	525	2,625	5,400	8,100	150	225	90	135	3,000	3,750	3,000	3,750	3,000	3,750	3,000	3,750
6 Chester	36	180	300	450	90	135	90	135	100	125	100	125	100	125	100	125
7 Martin's River and Mahone Bay	437	2,185	13,500	20,250	3,600	5,400	13,500	13,500	540	540	540	540	540	540	540	540
8 L. and B. Tancook	6156	30,780	518,223	777,334	28,365	28,365	28,365	28,365	18,580	18,580	18,580	18,580	18,580	18,580	18,580	18,580
9 Lunenburg to Vogler's Cove.	120	600	662,883	994,324	46,830	49,513	46,830	49,513	8,805	6,602	21,910	21,910	14,720	18,397	15,340	9,240
Totals	7,558	37,720	662,883	994,324	46,830	49,513	46,830	49,513	8,805	6,602	21,910	21,910	14,720	18,397	15,340	9,240

Cwt. = 100 lbs. N. B.—In some cases totals are given without items, because correct figures for each locality were not available.

SESSIONAL PAPER No. 22

THE CATCH.

RETURNS showing the Quantities and Values of all Fish caught and landed in a Green State in the County of Lunenburg, Province of Nova Scotia, during the year 1911-12—Continued.

Number.	Fishing Districts.	Alewates, cwt.	Alewates, value.	Hallbut, cwt.	Hallbut, value.	Flounders, cwt.	Flounders, value.	Smelts, cwt.	Smelts, value.	Sword-fish, cwt.	Sword-fish, value.	Squid, brls.	Squid, value.	Clams, brls.	Clams, value.	Sturgeon, cwt.	Sturgeon, value.	Bass, cwt.	Bass, value.	Eels, cwt.	Eels, value.	Tom-cod, cwt.	Tom-cod, value.
<i>Lunenburg County.</i>																							
1	Box Point.	200	200	30	180
2	Mt. Cove.	15	75	200	200	40	240
3	N. W. Cove and Lodge.	30	..	30	6	36
4	Aspotogan	70	420
5	Bayswater, Blandford and Deep Cove.	40	240	30	60
6	Clester.	30	30	12	96	5	30
7	Martin's River and Mahome Bay.	20	20	650	3,250	11	112
8	L. and B. Tancook.	10	10	30	30	20	120	90	180	20	40
9	Lunenburg to Vogler's Cove.	5	5	924	4,620	27	27	48	384	20	120	90	180	20	40
Totals.		55	55	1,599	7,995	457	457	71	592	211	1266	120	240	20	40

Cwt. 100 lbs. N.B.—In some cases totals are given without items, because correct figures for each locality were not available.

THE CATCH MARKETED

RETURN showing the Quantities and Values of all Fish and Fish Products Marketed in a fresh, dried, pickled, canned, etc., state, for the County of Lunenburg, Province of Nova Scotia, during the year 1911-12.

Number.	Fishing Districts.	Salmon, fresh and frozen, cwts.	Salmon, canned, cases.	Salmon, salted, cwts.	Lobsters, canned, cases.	Lobsters, shipped in shell, cwts.	Cod, fresh, cwts.	Cod, dried, cwts.	Haddock, fresh, cwts.	Haddock, smoked, cwts.	Haddock, dried, cwts.	Hake and Cusk, fresh, cwts.	Hake and Cusk, dried, cwts.	Pollock, fresh, cwts.	Pollock, dried, cwts.	Herring, pickled, cwts.	Herring, used as bait, lbs.	Number.	
<i>Lunenburg County.</i>																			
1	Fox Point.....				28	14		600	300						300	20		1	
2	Mill Cove.....				14	7		3000	750						600	100		2	
3	N. W. Cove and Lodge.....				16	7		300	60							150		3	
4	Aspotogan.....				21	14		120	15									4	
5	Bayswater, Blandford and Deep Cove.....				210	14		1800	150						30	1000		5	
6	Chester.....	36			70	70	300		90								50	6	
7	Martin's River & Mahone Bay.....							37800	900		4500				180	1800		7	
8	L. and B. Tancock.....				175	70		4500	900		8122				6193	1783		8	
9	Lunenburg to Vogler's Cove.....	84			2890	300		172741	4000									9	
	Totals.....	120			3424	496	300	220861	6265		13522	238	8570		7503	4873	50	50	
	Rates.....	\$ 18			\$ 18	12	2	6	2.50		5	1.50	4		4	4.50		2	
	Values.....	\$ 2160			\$ 61632	5952	600	1325166	15662		67610	357	34280		29212	21928		100	

N. B.—In some cases totals are given without items, because correct figures for each locality were not available.

SESSIONAL PAPER No. 22

THE CATCH MARKETED.

RETURN showing the Quantities and Values of all Fish and Fish Products Marketed in a fresh, dried, pickled, canned &c., state, for the County of Lunenburg, Province of Nova Scotia, during the year 1911-12—Continued.

Fishing Districts.	Mackerel, fresh, cwts.	Mackerel, salted, brls.	Alewives, fresh, cwts.	Alewives, salted, brls.	Halibut, fresh, cwts.	Flounders, fresh, cwts.	Smelts, fresh, cwts.	Trout, fresh, cwts.	Sturgeon, fresh, cwts.	Bass, fresh, cwts.	Eels, fresh, cwts.	Tomcod, fresh, cwts.	Swordfish, fresh, cwts.	Squid, used as bait, brls.	Clams & Quahogs, fresh, brls.	Fish oil, gallons.	Number.
<i>Lunenburg County.</i>																	
1 Fox Point.....	650				15	200							30			40	1
2 Mill Cove.....	650					200							40			100	2
3 N. W. Cove and Lodge.....						30							6			50	3
4 Aspotogan.....	125												70			20	4
5 Bayswater, Blandford and Deep Cove.....	55												40	30		60	5
6 Chester.....			30				12						5			600	6
7 Martin's River and Mahone Bay.....			20		650		14									200	7
8 L. and B. Tanook.....			5		10		48						20	90	20	40000	8
9 Lunenburg to Vogler's Cove.....	60				924	27											
Totals.....	1540		55		1599	457	74						211	120	20	41070	9
Rates.....	10		2		8	2	10						9	3.50	2.50	.35	
Values.....	\$ 15400		\$ 110		\$ 12732	\$ 914	\$ 740						\$ 1899	\$ 420	\$ 50	\$ 14374	
Total value.....	\$1,611,358																

RETURN showing the Quantities and Values of all Fish caught and landed in a Green

Number.	Fishing Districts.	Salmon, cwts.		Lobsters, value.		Cod, cwts.		Haddock, value.		Hake and Cusk, cwts.		Pollock, value.		Herring, value.	
		Salmon, value.	Lobsters, cwts.	Lobsters, value.	Cod, cwts.	Cod, value.	Haddock, cwts.	Haddock, value.	Hake and Cusk, value.	Pollock, cwts.	Pollock, value.	Herring, cwts.	Herring, value.		
	<i>Queens County.</i>	£		£		£		£		£		£		£	
1	Port Medway	149 2235	2261	18088	1051	1576	105	150	15	20	1530	2295			
2	Mill Village	83 1245													
3	Greenfield	20 30													
4	Liverpool, Western Head and Brooklyn	10 150	600	4800	5100	7650	2600	2600	1350	1350	950	950	7200	10800	
5	Gull Islands, White and Hunt's Points and Summerville		700	5600	2800	4200	1550	1550	750	750	600	600	3450	5175	
6	Port Mouton and vicinity		4950	29700	1000	6000	2600	2600	1050	1050	1275	1275	3600	5400	
7	Port Joli and Port L'Herbert			900	540	1400	2100	875	875	450	450	450	450	1800	2700
8	Beach Meadows and West Berlin	10 150	350	3500	6390	9450	1700	1700	600	600	450	450	4200	6300	
	Totals	272 3810	9761	62228	20651	30976	9430	9475	4200	4200	3740	3745	21780	32670	

Cwt=100 lbs.

SESSIONAL PAPER No. 22

CATCH.

State in the County of **Queens**, Province of **Nova Scotia**, during the year 1911-12.

Mackerel, cwts.	Mackerel, value.	Alewives, cwts.	Alewives, value.	Habibut, cwts.	Habibut, value.	Smelts, cwts.	Smelts, value.	Trout, cwts.	Trout, value.	Albacore, cwts.	Albacore, value.	Eels, cwts.	Eels, value.	Swordfish, cwts.	Swordfish, value.	Mixed fish, cwts.	Mixed fish, value.	Clams, brls.	Clams, value.	Hair seal skins number.	Hair seal skins, value.	Number.	
	¢		¢		¢		¢		¢		¢		¢		¢		¢		¢		¢		
4	32	90	90	8	48	7	56	20	140			51	255	2	56	200	100	6	12	60	60	1	
		1750	1750					39	210			40	200									2	
		460	460																			3	
700	4200	120	120	25	150					75	300			20	140								4
220	1320			50	300					50	200			15	105								5
275	1650			75	450					75	300			40	280								6
140	840			20	120					15	60			10	70								7
40	240			20	120					100	400			50	350								8
1379	8282	2420	2420	198	1188	7	56	50	350	315	1260	91	455	143	1001	200	100	6	12	60	60		

THE CATCH

RETURN showing the Quantities and Values of all Fish and Fish Products Marketed in a Nova Scotia, during

Number.	Fishing Districts.	Salmon, fresh and frozen, cwts.	Lobsters, canned, cases.	Lobsters, shipped in shell, cwts.	Cod, fresh, cwts.	Cod, dried, cwts.	Haddock, fresh, cwts.	Haddock dried, cwts.	Hake and Cusk, dried, cwts.	Pollock, fresh, cwts.	Pollock, dried, cwts.	Herring, fresh, cwts.	Herring, pickled, brls.	Herring used as bait, brls.	Herring used as fertilizer, brls.
<i>Queens County.</i>															
1	Port Medway.....	149	215	1724	370	35	5	500	15
2	Mill Village.....	83
3	Greenfield.....	20
4	Liverpool, Western Head and Brooklyn.....	10	600	1500	1200	800	600	450	200	250	300	1500	1200
5	Gull Islands, White and Hunt's Points and Summerville..	700	400	800	200	450	250	200	100	450	1000
6	Port Mouton and vicinity.....	1700	700	250	1250	500	700	350	425	150	550	900
7	Port Joli and Port L'Hebert.....	240	300	50	450	50	275	150	150	100	300	400
8	Beach Meadows and West Berlin....	10	350	2100	200	500	200	150	1000	500	100
	Totals.....	272	2155	4374	2200	6170	1750	2560	1400	200	1180	650	4300	4015	100
	Rates.....\$	18	18	12	2	6	2.50	5	4	1.50	4	1.50	4.50	2	.50
	Values.....\$	4896	38790	52488	4400	37020	4375	12800	5600	300	4720	975	19350	8030	50
	Total value.....													

SESSIONAL PAPER No. 22

MARKETED.

fresh, dried, pickled, canned, &c., state, for the County of **Queens**, Province of the year 1911-12.

Mackerel, fresh, cwts.	Mackerel, salted, brls.	Alewives, fresh, cwts.	Alewives, salted, brls.	Halibut, fresh, cwts.	Shadts, fresh, cwts.	Trout, fresh, cwts.	Albacore, fresh, cwts.	Eels, fresh, cwts.	Swordfish, fresh, cwts.	Mixed fish, fresh, cwts.	Clams, fresh, brls.	Tongues and Sounds, pickled, and dried, cwts.	Hair seal skins, number.	Fish oil, gals.	Number.
4		100	30	8	7			51	8	200	6		60	40	1
		400	550			20		40							2
			20			30									3
400	100	60	20	25			75		20					250	4
175	5			50			50		15					150	5
200	25			75			75		40					450	6
20	40			20			15		10					150	7
40				20			100		50			10		160	8
839	180	560	620	198	7	50	315	91	143	200	6	10	60	1200	
10	15	2	4	8	10	10	5	6	9	.50	2.50	4	1	.35	
8390	2700	1120	2480	1584	70	500	1575	546	1287	160	15	40	60	420	
															\$214,681

THE CATCH.

RETURNS showing the Quantities and Values of all Fish caught and landed in a Green State in the County of Shelburne, Province of Nova Scotia, during the year 1911-12.

Number.	Fishing Districts.	Salmon, cwts.	Salmon, value.	Lobsters, cwts.	Lobsters, value.	Cod, cwts.	Cod, value.	Haddock, cwts.	Haddock, value.	Hake and Cusk, cwts.	Hake and Cusk, value.	Pollock, cwts.	Pollock, value.	Herring, cwts.	Herring, value.	Mackerel, cwts.	Mackerel, value.	Alwives, cwts.	Alwives, value.	Halibut, cwts.	Halibut, value.	Number.
<i>Shelburne County.</i>																						
1	Wood's Harbour.....			149	149	450	555	149	149			39	39	9680	9680			15	15	15	90	1
2	Shag Harbour and Bear Point.....			450	4747	975	1201	450	450			114	114	10680	10680			15	15	20	120	2
3	Cape Island.....			3107	15898	14925	18433	3107	3107			1125	1125	15338	15338	109	872			1201	7206	3
4	Barrington.....	5	56	169	655	5302	414	169	169			39	39	890	890			825	825	10	60	4
5	Port La Tour and Paccaro.....			2965	2312	19420	15937	2965	2965			2250	2250	3378	3378			15	15	70	420	5
6	Cape Negro and Blanche.....	32	561	1649	1314	11037	5589	1649	1649	90	90	552	552	1000	1000	200	1600	75	75	55	330	6
7	Port Saxon, Clyde-River, North East and North West Harbour.....	87	1090	383	250	1500	824	383	140	5	4	94	79	35	35	245	1715	220	220	2	12	7
8	Black Point, Red Head and Round Bay.....	1	12	282	823	4938	658	282	423			31	26	27	27	133	931	31	31	8	48	8
9	Roseway, Carleton Village and McNutt's Island.....	2	25	286	1060	6360	986	286	429	8	6	53	45	912	912	97	679	2	2			9
10	Gunning Cove, Churelover and Birch town.....	5	25	127	800	4800	809	127	190	10	8	13	11	676	676			47	47			10
11	Shelburne and Sandy Point.....	20	250	536	500	3000	5146	536	381	30	25	234	198	1788	1788	104	728	48	48	11	66	11
12	Jordan, East and West.....	42	580	94	970	5820	860	94	111	250	212	210	178	636	636	104	728	69	69			12
13	Looseport.....	7	90	8375	6218	37308	28402	8375	12563	2779	2362	6566	6566	5459	5459	1382	11056	4	4	606	3636	13
Totals.....		198	2489	17972	48225	332946	719633	106448	22729	3172	2707	11320	11222	51069	51069	2374	18309	1366	1366	1908	11988	

Cwt. = 160 lbs.

SESSIONAL PAPER No. 22

THE CATCH.

RETURN showing the Quantities and Values of all Fish caught and landed in a Green State in the County of Shelburne, Province of Nova Scotia, during the year 1911-12—Continued.

Number.	Fishing Districts.	Flounders, cwt.	Flounders, value.	Smelts, cwt.	Smelts, value.	Trout, cwt.	Trout, value.	Albacore, cwt.	Albacore, value.	Eels, cwt.	Eels, value.	Tom-cod, cwt.	Tom-cod, value.	Swordfish, cwt.	Swordfish, value.	Mixed fish, cwt.	Mixed fish, value.	Squid, brts.	Squid, value.	Clams, brts.	Clams, value.	Number.	
<i>Shelburne County.</i>																							
1	Wood's Harbour					1	8	32	87	5	20	5	8			1000	200			5	10	1	
2	Shag Harbour and Bear Point					1	8	32	87	10	40	3	8			1000	200			10	20	2	
3	Cape Island							100	298						112	3030	600			50	100	3	
4	Barrington					10	80			20	80	2	12			520	104			10	20	4	
5	Port La Tour and Baccaro					2	16	130	356	10	40	5	8			4000	800			20	40	5	
6	Cape Negro and Blanche					10	80			10	40	5	8			5000	1000			20	40	5	
7	Port Saxon, Clyde River, N. E. and N.W. Harbour.					15	120			10	50	3	4							20	40	5	
8	Black Point, Red Head and Round Bay					5	40			21	105	4	4							20	40	5	
9	Roseway, Carleton Village and McNutt's Island					12	18			16	80	5	6							20	40	5	
10	Gunning Cove, Churelover and Birchtown					3	24	329	987	6	30	3	4							30	60	2	
11	Shelburne and Sandy Point					2	16			25	125	10	15							350	1050	10	
12	Jordan, East and West					10	15			10	50	8	12									11	
13	Lockeport					12	18			15	75	10	15	197	1379						297	594	13
	Totals	61	92	32	248	114	912	600	1728	158	735	68	103	213	1491	14520	2904	370	1090	466	952		

Cwt. = 100 lbs.

THE CATCH MARKETED.

RETURN showing the Quantities and Values of all Fish and Fish Products Marketed in a fresh, dried, pickled, canned, &c., state, for the County of **Shelburne**, Province of **Nova Scotia**, during the year 1911-12.

Number.	Fishing Districts.	Salmon, fresh and frozen, cwt.	Lobsters, canned, cases.	Lobsters, shipped in shell, cwt.	Cod, fresh, cwt.	Cod, shipped green-salted, cwt.	Cod, dried, cwt.	Haddock, fresh, cwt.	Haddock, smoked, cwt.	Hake and Cusk, dried, cwt.	Pollock, fresh, cwt.	Pollock, dried, cwt.	Herring, fresh, cwt.	Herring, smoked, cwt.	Herring, pickled, lbs.	Herring, used as bait, lbs.	Number.
<i>Shelburne County.</i>																	
1	Wood's Harbour.....	2317	4884	150	2	49	13	3200	800	2040	1
2	Slag Harbour and Bear Point.....	1081	4044	325	3	149	38	4078	1000	1801	2
3	Cape Island.....	3348	7028	4975	20	1039	375	4396	1200	3000	3
4	Barrington.....	655	138	10	33	13	250	80	200	4
5	Port La Tour and Baccaro.....	115	2025	4300	10	905	750	628	450	1000	5
6	Cape Negro and Blanche.....	1314	1508	5	518	181	250	50	300	6
7	Port Saxon, Clyde River, N.E. and N.W. Harbour.....	60	104	240	33	20	31	3	13	7
8	Black Point, Red Head and Round Bay.....	341	100	186	42	80	10	3	9	8
9	Roseway, Carleton Village and McNitt's Island.....	414	101	295	46	80	18	200	156	9
10	Gunning Cove, Churchover and Birchtown.....	250	119	260	10	39	5	200	38	10
11	Shelburne and Sandy Point.....	188	346	1600	76	60	78	250	519	11
12	Jordan, East and West.....	245	140	240	22	21	70	100	108	12
13	Lockeport.....	2824	2464	19227	4689	500	5117	1040	212	397	1996	263	2335	13
	Totals.....	198	10175	23912	20137	4689	14717	6306	1040	3318	397	3581	12799	388	459	11579	
	Rates.....	\$ 18	18	12	2	4	6	2.50	6	5	4	1.50	4	4	4.50	2	
	Values.....	\$ 3564	183150	286944	40274	18756	88302	13490	6240	10590	595	14324	19198	1352	29695	23158	

SESSIONAL PAPER No. 22

THE CATCH MARKETED.

RETURN showing the Quantities and Values of all Fish and Fish Products Marketed in a fresh, dried, pickled, canned, &c., state, for the County of Shelburne, Province of Nova Scotia, during the year 1911-12—Continued.

Number.	Fishing Districts.	Mackerel, fresh, cwts.	Mackerel, salted, lbs.	Alwives, fresh, cwts.	Alwives, salted, lbs.	Halibut, fresh, cwts.	Flounders, fresh, cwts.	Smelts, fresh, cwts.	Trout, fresh, cwts.	Albacore, fresh, cwts.	Eels, fresh, cwts.	Tongod, fresh, cwts.	Swordfish, fresh, cwts.	Mixed fish, fresh, cwts.	Squid, used as bait, lbs.	Clams, fresh, brls.	Tongues and Sounds, pickled and dried, cwts.	Fish oil, gallons.	Number.
<i>Shelburne County.</i>																			
1	Wood's Harbour			5	15				1	32	5	5		1000		5		420	1
2	Slag Harbour and Bear Point			5	20				1	32	10	12		1000		10		120	2
3	Cape Island	109			1201					109		12	16	3000		50		1260	3
4	Barrington			275	10				16	20	20	8		320		10		218	4
5	Port La Tour and Baccaro			5	70				2	130	10	5		4000	10	40		1680	5
6	Cape Negro and Blanche			25	55				1		10	5		5000	10	15		2100	6
7	Port Saxon, Clyde River, N. E. and N. W. Harbour	185	20	41	41	2	5		15		10	3				9		30	7
8	Black Point, Red Head and Round Bay.	73	20	5	8	8	10	4	5		21	4				30		25	8
9	Roseway, Carleton Village and McNutt's Island	37	20		1		12		3	324	16	5						50	9
10	Gunning Cove, Charechover and Birch town.			9	10		2		2		6	3						50	10
11	Shelburne and Sandy Point.	101		2	18	11	10	3	25		25				350			500	11
12	Jordan, East and West.	74	10	13	10	10	12	10	8		10	8						50	12
13	Lockeport	1343	13		2	606	12	2	15		15	10	197			297		3000	13
	Totals	2125	83	73	408	1958	61	32	111	600	158	68	213	11520	370	466	41	9803	
	Rates	10	15	2	4	8	2	10	10	5	6	7	9	50	3.50	2.50	4	35	
	Values	21250	9215	146	1632	1594	122	320	1110	3000	918	136	1917	7290	1295	1165	161	3131	
	Total value																		\$802,003

THE CATCH.

RETURN showing the Quantities and Values of all Fish caught and landed in a Green State in the County of Yarmouth, Province of Nova Scotia, during the year 1911-12.

Number.	Fishing Districts.	Salmon, cwt.	Salmon, value.	Lobsters, cwt.	Lobsters, value.	Cod, cwt.	Cod, value.	Haddock, cwt.	Haddock, value.	Hake and Cusk, cwt.	Hake and Cusk, value.	Pollock, cwt.	Pollock, value.	Herring, cwt.	Herring, value.	Mackerel, cwt.	Mackerel, value.	Number.
<i>Yarmouth County.</i>																		
1	Port Maitland.....	29	300	13036	91252	12733	19115	612	963	865	865	3699	3700	3700	3700	1000	7000	1
2	Sandford.....	15	255	8890	62230	15027	23890	612	963	865	865	5115	4000	4000	4000	1480	10360	2
3	Yarmouth.....	25	375	18381	128067	52566	78849	6124	9636	5193	5193	10830	5800	5800	5800	600	4200	3
4	Arcadia.....	3	45	1838	12866	4
5	Pinkney's Point.....	6952	48064	8712	13113	514	771	1804	1500	1500	5
6	Conceat Hill.....	6128	42896	10371	15657	214	321	1203	1203	2333	33	231	6
7	Wedgeport.....	8	126	12256	85792	12744	19116	428	612	2106	2106	4667	67	469	7
8	Salmon River.....	160	2400	8
9	Tusket.....	360	5400	9
10	Eel Brook.....	2	30	10
11	Argyle.....	4545	31815	3181	4776	128	192	11
12	Palmores.....	17381	121067	41601	68301	3855	5782	1731	1731	10830	10830	10640	10640	300	2100	12
Totals.....		693	8895	89407	6252849	106878	211317	12817	19270	8654	8654	36097	36097	34844	34844	3480	24360	

Cwt = 100 lbs.

SESSIONAL PAPER No. 22

THE CATCH.
 Returns showing the Quantities and Values of all Fish caught and landed in a Green State in the County of Yarmouth, Province of Nova Scotia, during the year 1911 12—Continued.

Number.	Fishing Districts.	Shad, cwt.	Shad, value.	Alwives, cwt.	Alwives, value.	Hallbut, cwt.	Hallbut, value.	Smelts, cwt.	Smelts, value.	Albacore, cwt.	Albacore, value.	Eels, cwt.	Eels, value.	Sword-fish, cwt.	Sword-fish, value.	Squid, lbs.	Squid, value.	Clams, lbs.	Clams, value.	Quahags, lbs.	Quahags, value.	Number.
<i>Yarmouth County.</i>																						
1	Port Maitland																					
2	Sandford					13701	82200															
3	Yarmouth													863	5178	166	498	325	485			
4	Aracadia							73	511													
5	Pinkney's Pond																					
6	ComEAU Hill																					
7	Wedgeport									339	1536					20	60	187	280			
8	Salmon River			4300	4300							20	100					16	74			
9	Puskeg	300	1800	5000	5000			117	1029			13	73					80	130			
10	Eel Brook							220	1540			20	100					40	60			
11	Argyle			2018	2018				71	518		10	50					170	253			
12	Putnamcoos					216	129	224	1517			10	50					80	240	210	315	
	Totals	300	1800	11918	11918	13917	83302	735	5115	339	1356	80	400	863	5178	296	798	1617	2425			

Cwt. 100 lbs.

THE CATCH MARKETED.

RETURN showing the Quantities and Values of all Fish and Fish Products Marketed in a fresh, dried, pickled, canned, &c., state, for the County of **Yarmouth**, Province of **Nova Scotia**, during the year 1911-12.

Fishing Districts.	Salmon, fresh and frozen, cwts.	Lobsters, canned, cases.	Lobsters, shipped in shell, cwts.	Cod, fresh, cwts.	Cod, shipped green, salted, cwts.	Cod, dried, cwts.	Haddock, fresh, cwts.	Haddock, smoked, cwts.	Haddock, dried, cwts.	Hake and Cusk, dried, cwts.	Pollock, dried, cwts.	Herring, fresh, cwts.	Herring, smoked, cwts.	Herring, pickled, brls.	Herring, used as bait, brls.	Number.
<i>Yarmouth County.</i>																
1 Port Maitland.....	20	4381	2082	2549	2518	214	288	1293	3700	1
2 Sandford.....	15	2148	3522	3186	3185	214	288	1865	4000	900	2
3 Yarmouth.....	25	3680	9177	28126	3760	5640	3665	338	714	1767	3610	3000	200	300	384	3
4 Arcadia.....	3	255	1201	4371	171	601	495	70	384	4
5 Pinkney's Point.....	2301	1201	401	635	300	5
6 Conneau Hill.....	357	3737	3391	796	71	802	1335	600	6
7 Wedgeport.....	8	1913	7474	3983	1593	143	7
8 Salmon River.....	160	8
9 Tusket.....	300	9
10 Ed Brook.....	2	10
11 Argyle.....	936	2206	1592	43	255	11
12 Pubnicoes.....	3929	9897	6690	10167	1285	577	3610	3130	2000	500	1005	12
Totals.....	533	19600	10407	28126	30122	24169	3605	338	2855	2920	12932	13830	5633	1270	3659
Rates.....	18	18	12	2	4	6	2.50	6	5	4	4	1.50	4	2
Values.....	10674	352800	484884	56252	120488	145014	9012	2028	14275	11680	48128	20745	20212	5715	7398

SESSIONAL PAPER No. 22

THE CATCH MARKETED.

RETURN showing the Quantities and Values of all Fish and Fish Products Marketed in a fresh, dried, pickled, canned, &c., state, for the County of Yarmouth, Province of Nova Scotia, during the year 1911-12—Continued.

Number.	Fishing Districts.	Mackerel, fresh, cwt.	Shad, fresh, cwt.	Alwives, fresh, cwt.	Alwives, salted, lbs.	Hallbut, fresh, cwt.	Smelts, fresh, cwt.	Albacore, fresh, cwt.	Pellets, fresh, cwt.	Swordfish, fresh, cwt.	Squid, used as bait, lbs.	Clams and Quahangs, fresh, lbs.	Fish oil, gallons.	Number.
<i>Yarmouth County.</i>														
1	Port Maitland.....	1000										150		1
2	Sandford.....	1480				13701						160		2
3	Yarmouth.....	600					73		5	863	160	323	800	3
4	Arcadia.....											26		4
5	Pinkney's Point.....											160		5
6	Comesau Hill.....	33										93		6
7	Wedgeport.....	67						339			26	187		7
8	Salmon River.....			2160	716				20			16		8
9	Tusket.....		300	2310	333		147		15			80		9
10	Bel Brook.....						220		20			40		10
11	Argyle.....			1009	336		74		10			170		11
12	Pubnicoes.....	300				216	221		10		80	210	1600	12
	Totals.....	3180	300	5979	1979	13917	735	339	80	863	266	1617	2400	
	Rates.....	10	10	2	4	8	10	5	6	9	3.50	2.50	.35	
	Values.....	34800	3000	11958	7916	111336	7350	1695	480	7767	931	4043	840	
	Total value.....													81,501,421

THE CATCH.

RETURN showing the Quantities and Values of all Fish caught and landed in a Green State in the County of Digby, Province of Nova Scotia, during the year 1911-12.

Number.	Fishing Districts.	Salmon, cwt.	Salmon, value.	Lobsters, cwt.	Lobsters, value.	Cod, cwt.	Cod, value.	Hadcock, cwt.	Hadcock, value.	Hake and Cusk, cwt.	Hake and Cusk, value.	Pollock, cwt.	Pollock, value.	Herring, cwt.	Herring, value.	Macarel, cwt.	Macarel, value.	Alewites, cwt.	Alewites, value.	Sardines, brls.	Sardines, value.	Halibut, cwt.	Halibut, value.	Number.
<i>Digby County.</i>																								
1	Digby and vicinity	3	45	700	7000	8540	12810	38000	57000	28760	28760	1700	2750	18850	9050	220	330	100	150	940	5649	1
2	Bay View and Culloden	450	4500	3000	4500	900	1350	6075	6075	4925	3425	400	400	700	1050	900	5400	2
3	Gulliver's Cove to Waterford.	950	9500	1278	1917	1400	2100	2040	2040	741	741	2400	1800	20	30	300	450	200	1200	3
4	Centreville.	1144	11440	1900	2850	13564	23346	2439	2439	510	510	6534	3257	300	450	149	298	200	1200	4
5	Sandy Cove and Mink Cove.	3	45	600	6000	400	600	2000	3000	3000	3000	200	200	4000	3000	90	540	200	1200	5
6	Little River and Whale Cove.	1172	11720	1290	1935	8950	13425	5100	5100	136	136	136	136	5	30	6
7	Tiddville and East Ferry	1000	10000	480	720	3600	5400	5700	5700	1200	1200	500	750	10	60	7
8	Tiverton and Central Grove	1	15	1200	12000	10000	17500	7500	11250	24000	24000	7200	7200	800	1200	200	1200	8
9	Freeport	600	6000	33000	5750	14000	21000	4000	4000	34000	34000	1200	1800	500	3000	9
10	Westport	1750	17500	30000	52500	24290	36300	7200	7200	18000	18000	1520	1520	1510	9060	10
11	Smith's Cove and Brighton	1	15	100	1000	1020	2040	60	120	150	150	200	200	6000	3000	40	80	300	600	11
12	Plympton to Weymouth	100	1000	330	660	675	1350	80	80	50	50	5	40	4	28	12
13	District of Clare †	3	45	7530	59198	751	1425†	5931	10880	244	292	5060	3795	13
Totals		11	165	17206	155958	91989	157211	122780	186521	88524	88524	69146	70038	47450	29768	95	580	580	890	1249	2098	4659	28018	

Cwt. = 100 lbs. † Only totals are given for the District of Clare, because correct figures for the different localities were not available.

THE CATCH.

RETURN showing the Quantities and Values of all Fish caught and landed in a Green Slate in the County of Digby, Province of Nova Scotia, during the year 1911-12—Continued.

Number.	Fishing Districts.	Founders, cwts.	Founders, value.	Smelts, cwts.	Smelts, value.	Trout, cwts.	Trout, value.	Albacore, cwts.	Albacore, value.	Sturgeon, cwts.	Sturgeon, value.	Pels, cwts.	Pels, value.	Tom-cod, cwts.	Tom-cod, value.	Mixed fsh, cwts.	Mixed fsh, value.	Squid, brts.	Squid, value.	Clams, brts.	Clams, value.	Crabs, Cockles and other shell fsh, cwts.	Crabs, Cockles and other shell fsh, value.	Number.	
1	Digby and vicinity	130	195	30	150	9	35									600	100	15	45	9940	13946	290	590	1	
2	Bay View and Gullbedon	500	750											50	50	500	75	30	90	15	21			3	
3	Gulliver's Cove to Waterford	40	60	120	600	1	7	20	60	5	25	30	150	30	30			10	30					4	
4	Centreville													30	30	1000	150	15	45	10	11			5	
5	Sandy Cove and Mink Cove	80	120			1	7	40	120									10	30					6	
6	Little River and Whale Cove																	10	30					7	
7	Tiddville and East Ferry																	150	450	50	70			8	
8	Tiverton and Central Cove					1	7											200	600	100	560			9	
9	Preepport					12	14											200	600	200	600			10	
10	Westport	200	300			10	70							100	100			5	15	600	840			11	
11	Smith's Cove and Brighton	25	38	240	1920	5	35					4	16	100	100					972	1336			12	
12	Plympton to Weymouth																				255	255			13
13	District of Clare																								
	Totals	975	1463	390	2670	25	182	60	180	5	25	34	166	182	184	1900	325	645	1935	12242	17012	290	590		

Cwt. = 100 lbs. † Only totals are given for the District of Clare, because correct figures for the different localities were not available.

THE CATCH MARKETED.

RETURN showing the Quantities and Values of all Fish and Fish Products Marketed in a fresh, dried, pickled, canned, &c., state, for the County of Digby, Province of Nova Scotia, during the year 1911-12.

Number.	Fishing Districts.	Salmon, fresh and frozen, cwts.	Lobsters, canned, cases.	Lobsters, shipped in shell, cwts.	Cod, fresh, cwts.	Cod, shipped green-salted, cwts.	Cod, dried, cwts.	Haddock, fresh, cwts.	Haddock, smoked, cwts.	Hake and Cusk, fresh, cwts.	Hake and Cusk, dried, cwts.	Pollock, fresh, cwts.	Pollock, dried, cwts.	Herring, fresh, cwts.	Herring, smoked, cwts.	Herring, pickled, brls.	Herring, used as bait, brls.	Herring, used as fertilizer, brls.	Number.
<i>Digby County.</i>																			
1	Digby and vicinity.	3		700	1600	620	1900		15000	710	9350	200	500				8925	500	1
2	Bay View and Culloden.			450			1000	900			2925		1643				200		2
3	Gulliver's Cove to Waterford.			330			426	1400			680		247				800	400	3
4	Centreville.		100	894			634		7782		813		170						4
5	Sandy Cove and Mink Cove.	3		600	100		100		1000		1000		67					2266	5
6	Little River and Whale Cove.		136	832			430		4475		1700		45					2000	6
7	Tidville and East Ferry.			1000			160		1800		1920		400						7
8	Tiverton and Central Grove.	1		1200			333		3750		8000		2400					250	8
9	Freeport.			600			11000		7000		1333		11333					400	9
10	Westport.			1750	510		9830	4600	9800		2400		6000					400	10
11	Smith's Cove and Brighton.	1		10	1030			60			50		66					3000	11
12	Plympton to Weymouth.			100	330			675					27						12
13	District of Clare†	3	2301	1778	22	120	163	171	3833			244						2138	13
	Totals.	11	2537	10854	3582	740	2376	7806	58440	710	29271	444	22898	50	3634	61	13013	900	
	Rates.					4	6	2	50	6	1	50	4	1	50	4	4	50	2
	Values.	198	45666	130398	7164	2960	155856	13515	330640	1065	117084	666	91592	75	14776	274	38926	450	

†Only totals are given for the District of Clare, because correct figures for the different localities were not available.

SESSIONAL PAPER No. 22

RETURN showing the Quantities and Values of all Fish and Fish Products Marketed in a fresh, dried, pickled, canned, &c., state, for the County of Digby, Province of Nova Scotia, during the year 1911-12—Continued.

THE CATCH MARKETED.

Number.	Fishing Districts.	Mackerel, fresh, cwts.	Mullet, fresh, cwts.	Salmon, fresh, cwts.	Sardines, canned, cases.	Sardines, fresh and salted, brls.	Hallbut, fresh, cwts.	Flounders, fresh, cwts.	Smelts, fresh, cwts.	Trout, fresh, cwts.	Albacore, fresh, cwts.	Sturgeon, fresh, cwts.	Beef, fresh, cwts.	Tongcod, fresh, cwts.	Mixed fish, fresh, cwts.	Squid, used as bait, brls.	Clams and Quahaugs, fresh, brls.	Crabs, Cockles and other shell fish, fresh, cwts.	Sounds, dried, cwts.	Fish oil, gallons.	Number.
<i>Digby County.</i>																					
1	Digby and vicinity	220	910	130	30	5	400	15	9910	200	70	7180	1								
2	Bay View and Culloden	20	900	500	1	50	30	15	3100	2	3100	2									
3	Gulliver's Cove to Waterford	300	700	40	120	1	500	30	15	33	3300	4									
4	Centreville	90	200	80	1	40	1000	10	10	2000	5										
5	Sandy Cove and Mink Cove		200	5	1	10	30	10	3130	6	3130	6									
6	Little River and Whale Cove		10	10		10	10	10	3000	7	3000	7									
7	Tiddville and East Ferry		200	10		150	150	50	150	8	150	8									
8	Tiverton and Central Grove		500	500	2	200	200	100	6750	9	6750	9									
9	Freeport		1510			200	200	200	200	10	200	10									
10	Westport		300	200	10	4	100	5	600	11	600	11									
11	Smith's Cove and Brighton		4	25	240	2	2	2	972	12	972	12									
12	Plymouth to Weymouth								255	13	255	13									
13	District of Clare																				
	Totals	580	746	4669	975	390	26	60	5	31	182	1900	645	12212	200	440	59060				
	Rates	2	3.50	8	2	10	5	10	6	2	3.50	4	35								
	Values	1160	2611	22900	37352	19500	3000	50	201	364	950	2257	30665	600	1760	20071					
	Total value	\$1,084,519																			

†Only totals are given for the District of Clare, because correct figures for the different localities were not available.

THE CATCH.

RETURNS showing the Quantities and Values of all Fish caught and landed in a Green State in the County of Annapolis, Province of Nova Scotia, during the year 1911-12.

Fishing Districts.	Salmon, cwts.	Salmon, value.	Lobsters, cwts.	Lobsters, value.	Cod, cwts.	Cod, value.	Haddock, cwts.	Haddock, value.	Hake and Cusk, cwts.	Hake and Cusk, value.	Pollock, cwts.	Pollock, value.	Herring, cwts.	Herring, value.	Shad, cwts.	Shad, value.	Number.
1 Annapolis County †	200	2463	2334	21861	8694	10312	7632	11337	21618	31425	352	371	5134	5128	70	550	1
Totals	200	2463	2334	21861	8694	10312	7632	11337	21618	31425	352	371	5134	5128	70	550	1

Cwt. = 100 lbs. † Only totals are given, because correct figures for the different localities were not available.

SESSIONAL PAPER No. 22

THE CATCH,

RETURN showing the Quantities and Values of all Fish caught and landed in a Green State in the County of Annapolis, Province of Nova Scotia, during the year 1911-12—Continued.

Fishing Districts.	Number.	Habitat, cwt.	Habitat, value.	Flounders, cwt.	Flounders, value.	Trout, cwt.	Trout, value.	Bass, cwt.	Bass, value.	Eels, cwt.	Eels, value.	Tom-cod, cwt.	Tom-cod, value.	Squid, bts.	Squid, value.	Clams, bts.	Clams, value.	Number.
1 Annapolis County +	5567	33540	15	23	700	4900	10	70	25	100	10	15	30	90	2020	2455	1	
Totals	5567	33540	15	23	700	4900	10	70	25	100	10	15	30	90	2020	2455	1	

Cwt. = 100 lbs. † Only totals are given, because correct figures for the different localities were not available.

THE CATCH MARKETED

RETURN showing the Quantities and Values of all Fish and Fish Products Marketed in a fresh, dried, pickled, canned, &c., state, for the County of Annapolis, Province of Nova Scotia, during the year 1911-12.

Fishing Districts.	Salmon, fresh and frozen, cwt.	Salmon, canned, cases.	Lobsters, shipped in shell, cwt.	Cod, fresh, cwt.	Cod, dried, cwt.	Haddock, fresh, cwt.	Haddock, dried, cwt.	Hake and Cusk, fresh, cwt.	Hake and Cusk, dried, cwt.	Pollock, fresh, cwt.	Pollock, dried, cwt.	Herring, pickled, brls.	Herring, used as bait, brls.	Mackerel, fresh, cwt.	Mackerel, salted, brls.	Number.
1 Annapolis County †	200	2934	1128	2330	5686	726	6 60	5090	..	118	1785	784	1
Totals,	200	2934	1128	2330	5686	726	6360	5090	118	1785	784	1
Rates,	18	12	2	6	2.50	5	1.50	4	4	4.50	2	1
Values,	\$ 3600	35208	2256	13980	14215	3630	9540	20360	472	8032	1568	1

†Only totals are given, because correct figures for the different localities were not available.

SESSIONAL PAPER No. 22

THE CATCH MARKETED

RETURN showing the Quantities and Values of all Fish and Fish Products Marketed in a fresh, dried, pickled, canned, &c., state, for the County of Annapolis, Province of Nova Scotia, during the year 1911-12—Continued.

Number.	Fishing Districts.	Shad, fresh, cwts.	Shad, salted, brls.	Hallbutt, fresh, cwts.	Flounders, fresh, cwts.	Smelts, fresh, cwts.	Trout, fresh, cwts.	Sturgeon, fresh, cwts.	Bass, fresh, cwts.	Hels, fresh, cwts.	Tomcod, fresh, cwts.	Squid, used as bait, brls.	Clams & Quahogs, fresh, brls.	Tongues & Sonnets, pickled and dried, cwts.	Fur seal skins, No.	Fish oil, gallons.	Number.	
1	Annapolis County †	70	5567	15	700	10	25	10	30	2020	211	5905	1	
	Totals.....	70	5567	15	700	10	25	10	30	2020	211	5905		
	Rates	10	8	2	10	10	6	2	3.50	2.50	435		
	Values	700	44536	30	70.0	100	150	20	105	5050	84	2007		
	Total value.....																	\$173,463

† Only totals are given, because correct figures for the different localities were not available.

THE CATCH.

RETURN showing the Quantities and Values of all Fish caught and landed in a Green State in the County of Kings, Province of Nova Scotia, during the year 1911-12.

Fishing Districts.	Number.	Salmon, cwt.	Salmon, value.	Lobsters, cwt.	Lobsters, value.	Cod, cwt.	Cod, value.	Haddock, cwt.	Haddock, value.	Hake and Cusk, cwt.	Hake and Cusk, value.	Pollock, cwt.	Pollock, value.	Herring, cwt.	Herring, value.	Mackerel, cwt.	Mackerel, value.	Shad, cwt.	Shad, value.	Number.
1 Kings County.....	782	10152	219	1950	4435	5973	385	668	245	245	1795	2244	5006	5366	31	248	41	292	1
Totals.....	782	10152	219	1950	4435	5973	385	668	245	245	1795	2244	5006	5366	31	248	41	292	1

Cwt. = 100 lbs. Only totals are given, because correct figures for the different localities were not available.

SESSIONAL PAPER No. 22

THE CATCH.

RETURN showing the Quantities and Values of all Fish caught and landed in a Green State in the County of Kings, Province of Nova Scotia, during the year 1911-12—*Continued.*

Fishing Districts.	Alewives, cwt.		Alewives, value.		Halibut, cwt.		Halibut, value.		Smelts, cwt.		Smelts, value.		Mixed fish, cwt.		Mixed fish, value.		Squid, lbs.		Squid, value.		Clams, lbs.		Clams, value.		Bass, cwt.		Bass, value.		Hels, cwt.		Hels, value.		Number.		
		%		%		%		%		%		%		%		%		%		%		%		%		%		%		%					
1 Kings County †	2633	2719	32	192	25	175	10000	5000	20	50	185	370	10000	5000	20	50	185	370	20	50	185	370	10000	5000	20	50	185	370	10000	5000	20	50	185	370	1
Totals	2633	2719	32	192	25	175	10000	5000	20	50	185	370	10000	5000	20	50	185	370	20	50	185	370	10000	5000	20	50	185	370	10000	5000	20	50	185	370	1

† Only totals are given, because correct figures for the different localities were not available.

THE CATCH MARKETED.

RETURN showing the Quantities and Values of all Fish and Fish Products Marketed in a fresh, dried, pickled, canned, &c., state, for the County of Kings, Province of Nova Scotia, during the year 1911-12.

Fishing Districts.	Salmon, fresh and frozen, cwts.	LoBSTERS, shipped in shell, cwts.	Cod, fresh, cwts.	Cod, shipped green-salted, cwts.	Cod, dried, cwts.	Haddock, fresh, cwts.	Haddock, smoked, cwts.	Haddock, dried, cwts.	Hake and Cusk, fresh, cwts.	Hake and Cusk, dried, cwts.	Pollock, fresh, cwts.	Pollock, dried, cwts.	Herring, fresh, cwts.	Herring, smoked, cwts.	Herring, pickled, bts.	Herring, used as bait, bts.	Mackerel, fresh, cwts.	Shad, fresh, cwts.	Shad, salted, bts.	Shad, salted, bts.	Sardines, fresh and salted, bts.	Halibut, fresh, cwts.	Smelts, fresh, cwts.	Mixed fish, fresh, cwts.	Squid, used as bait, bts.	Clams and Quahogs, fresh, bts.	Pish oil, gallons.	Number.	
1 Kings County†	782	219	121	1884	187	291	10	25	170	25	584	402	284	811	794	753	31	26	5	682	514	20	32	25	10000	20	185	250	1
Totals	782	219	121	1884	187	291	10	25	170	25	584	402	284	811	794	753	31	26	5	682	514	20	32	25	10000	20	185	250	
Rate \$	18	12	2	4	6	2.50	6	5	1.50	4	1.50	4	1.50	4	4.50	2	10	10	15	2	4	2	8	10	.50	3.50	2.50	.35	
Values \$	14076	2628	242	7536	1122	727	60	125	255	100	876	1608	426	3244	3573	1506	310	260	75	1364	2056	40	256	250	5000	70	402	87	
Total value																										\$48,334			

† Only totals are given, because correct figures for the different localities were not available.

SESSIONAL PAPER No. 22

RECAPITULATION

OF the Quantities and Values of all Fish caught and landed in a Green State, and of the Quantities and Values of all Fish and Fish Products Marketed in a fresh, dried, pickled, canned, &c., state, for District No 3, Province of Nova Scotia, during the Year 1911-12.

Kinds of Fish.	Caught and Landed in a Green State.		Marketed.		Total Marketed Value.
	Quantity.	Value.	Quantity.	Value.	
		§		§	§
Salmon	cwts.	2,176	29,774		
" used fresh and frozen.	"			2,176	39,168
" canned.	cases.				
" salted.	cwts.				
" mild cured.	"				
" smoked.	"				
					39,168
Lobsters.		175,310	1,238,582		
" canned.	cases.			37,891	682,038
" shipped in shell.	cwts.			83,206	998,472
					1,680,510
Cod.	"	1,021,493	1,546,561		
" used fresh.	"			55,594	111,188
" shipped green-salted.	"			37,435	149,740
" dried.	"			294,410	1,766,460
					2,027,388
Haddock.	"	217,876	299,313		
" used fresh.	"			30,799	76,996
" smoked.	"			59,828	358,968
" dried.	"			23,006	115,030
					550,994
Hake and Cusk.	"	135,218	142,357		
" used fresh.	"			7,478	11,217
" dried.	"			48,330	193,320
					204,537
Pollock.	"	144,354	145,627		
" used fresh.	"			1,025	2,437
" dried.	"			47,514	190,056
					192,493
Herring.	"	180,033	177,268		
" used fresh.	"			27,613	41,419
" smoked.	"			9,896	39,584
" pickled.	brls.			17,682	79,567
" used as bait.	"			39,893	79,786
" used as fertilizer.	"			1,000	500
					240,856
Mackerel.	cwts.	8,899	61,019		
" used fresh.	"			8,110	81,100
" salted.	brls.			263	3,945
					85,045
Shad.	cwts.	411	2,642		
" used fresh.	"			396	3,960
" salted.	brls.			5	75
					4,035
Alewives.	cwts.	18,372	19,368		
" used fresh.	"			7,929	15,858
" salted.	brls.			3,521	14,084
					29,942
Sardines.	"	1,249	2,098		
" canned.	cases.			746	2,611
" used fresh and salted.	brls.			1,120	2,240
					4,851

RECAPITULATION

Of the Quantities and Values of all Fish caught and landed in a Green State, and of the Quantities and Values of all Fish and Fish Products Marketed in a fresh, dried, pickled, canned, &c., state, for **District No. 3, Province of Nova Scotia**, during the Year 1911-12—*Continued.*

Kinds of Fish.	Caught and Landed in a Green State.		Marketed.		Total Marketed Value.
	Quantity.	Value.	Quantity.	Value.	
		\$		\$	\$
Halibut.....	cwts.	27,980	166,423	27,980	223,840
Flounders	"	1,508	2,035	1,508	3,016
Smelts.....	"	1,263	8,886	1,263	12,530
Trout.....	"	890	6,314	890	8,900
Albacore.....	"	1,314	4,524	1,314	6,570
Sturgeon.....	"	5	25	5	50
Bass.....	"	10	70	10	100
Eels.....	"	388	1,856	388	2,328
Tom-cod.....	"	260	302	260	520
Swordfish.....	"	1,430	8,936	1,430	12,870
Mixed fish.....	"	26,620	8,329	26,620	13,310
Squid	brls.	1,451	4,203	1,451	5,078
Clams and Quahaugs,	"	16,556	23,246
" used fresh.....	"	16,556	41,390
" canned.....	cases.	41,390
Crabs, Cockles & other shell fish	cwts.	200	500	200	600
Tongues and Sounds.....	"	702	2,808
Hair seal skins	No.	60	60	60	60
Fish oil.....	gals.	119,688	41,890
Totals.....			3,900,348		5,435,779

SESSIONAL PAPER No. 22

RÉCAPITULATION.

Of the Number of Fishermen, &c., and of the Number and Value of Fishing Vessels Boats, Nets, &c., in District No. 3, Province of Nova Scotia, for the year 1911-12.

	Number.	Value.
		\$
Vessels (tonnage 16,407).....	399	702,243
Boats (sail).....	3,811	108,092
Boats (gasoline).....	1,542	431,410
Tugs, Smacks, etc.....	67	92,350
Gill nets.....	20,102	115,122
Seines.....	216	27,745
Trap and Smelt nets.....	327	58,069
Weirs.....	102	29,000
Trawls.....	7,019	72,721
Hand lines.....	18,804	15,112
Lobster traps.....	297,702	291,052
Lobster canneries.....	62	77,675
Freezers and Ice-houses.....	161	171,605
Smoke and Fish-houses.....	2,410	207,195
Piers and Wharves.....	1,029	508,990
Total value.....		2,908,081
Number of men employed on Vessels and Tugs.....	4,060	
" " Boats.....	7,020	
Number of persons employed in Fish-houses, Freezers, Canneries, &c.....	3,337	
Total.....	14,417	

RECAPITULATION

Of the Quantities and Values of all Fish caught and landed in a Green State, and of the Quantities and Values of all Fish and Fish Products Marketed in a fresh, dried, pickled, canned, &c., state, for the **Whole Province of Nova Scotia**, during the year 1911-12.

Kinds of Fish.	Caught and Landed in a Green State.		Marketed.		Total Marketed Value.
	Quantity.	Value.	Quantity.	Value.	
		\$		\$	\$
Salmon.....	cwts.	9,288	105,000		
" used fresh and frozen.....	"			9,042	142,158
" canned.....	cases.			110	758
" salted.....	cwts.				
" mild cured.....	"				
" smoked.....	"			82	1,640
					144,586
Lobsters.....	"	322,242	1,833,479		
" canned.....	cases.			96,498	1,697,981
" shipped in shell.....	cwts.			98,659	1,153,002
					2,850,983
Cod.....	"	1,349,372	2,078,450		
" used fresh.....	"			108,264	254,725
" shipped green-salted.....	"			81,924	305,450
" dried.....	"			358,737	2,187,359
					2,747,534
Haddock.....	"	506,358	661,609		
" used fresh.....	"			230,541	599,644
" smoked.....	"			76,194	457,164
" dried.....	"			41,226	210,916
					1,267,729
Hake and Cusk.....	"	166,195	171,506		
" used fresh.....	"			11,108	16,720
" dried.....	"			57,672	230,688
					247,408
Pollock.....	"	192,671	187,398		
" used fresh.....	"			4,492	7,018
" dried.....	"			62,184	254,756
					261,774
Herring.....	"	375,352	391,785		
" used fresh.....	"			39,990	64,232
" smoked.....	"			14,214	52,548
" pickled.....	brls.			59,527	267,869
" used as bait.....	"			61,900	116,744
" used as fertilizer.....	"			3,070	1,545
					502,933
Mackerel.....	cwts.	66,752	363,022		
" used fresh.....	"			50,257	418,276
" salted.....	brls.			5,507	76,260
					494,536
Shad.....	cwts.	852	5,392		
" used fresh.....	"			837	8,370
" salted.....	brls.			5	75
					8,445
Alewives.....	cwts.	24,387	26,955		
" used fresh.....	"			9,629	20,110
" salted.....	brls.			4,995	20,795
					40,905
Sardines.....	"	1,249	2,098		
" canned.....	cases.			746	2,611
" used fresh and salted.....	brls.			1,120	2,240
					4,851

SESSIONAL PAPER No. 22

RECAPITULATION

Of the Quantities and Values of all Fish caught and landed in a Green State, and of the Quantities and Values of all Fish and Fish Products Marketed in a fresh, dried, pickled, canned, &c., state, for the Whole Province of Nova Scotia, during the year 1911-12—Continued.

Kinds of Fish.	Caught and Landed in a Green State.		Marketed.		Total Marketed Value.
	Quantity.	Value.	Quantity.	Value.	
		\$		\$	
Halibut..... cwts.	46,765	293,000	46,765	411,690
Flounders..... "	6,171	7,292	6,171	19,573
Smelts..... "	4,246	23,612	4,246	33,933
Trout..... "	1,321	9,339	1,321	13,254
Albacore..... "	5,527	17,163	5,527	23,422
Sturgeon..... "	5	25	5	50
Bass..... "	124	649	124	1,249
Eels..... "	2,181	8,439	2,181	10,226
Tom-cod..... "	2,292	1,950	2,292	3,654
Swordfish..... "	7,935	37,784	7,935	59,690
Mixed fish..... "	37,961	13,973	37,961	30,163
Squid..... brls.	5,703	14,329	5,703	18,955
Oysters..... "	2,090	9,183	2,090	11,959
Clams and Quahaugs..... "	24,582	35,791
" used fresh..... "	24,574	57,901
" canned..... cases.	8	28	57,929
Crabs, Cockles and other shell fish..... cwts.	209	506	209	600
Tongues and Sounds..... "	757	3,248
Hair seal skins..... No.	116	116	116	138
Fish oil..... gallons.	263,839	105,130
Totals.....	6,302,824	9,367,550

RECAPITULATION

Of the Number of Fishermen, &c., and of the Number and Value of Fishing Vessels, Boats, Nets, &c., in the **Whole** Province of **Nova Scotia**, for the year 1911-12.

	Number.	Value.
		\$
Vessels (tonnage 21,044)	641	955,033
Boats (sail)	10,842	338,723
" (gasoline).....	2,002	552,930
Tugs, Smacks, &c.....	178	175,745
Gill nets.....	66,965	497,796
Seines.....	568	144,305
Trap and Smelt nets	1,055	109,241
Weirs.....	145	30,610
Trawls.....	12,894	140,343
Hand lines.....	35,620	27,060
Lobster traps.....	756,067	644,110
" canneries.....	226	236,945
Salmon "		
Clam "	1	200
Freezers and Ice-houses.....	322	306,340
Smoke and Fish-houses.....	5,136	713,527
Piers and Wharves	2,118	702,368
Total		5,645,276
Number of men employed on Vessels and Tugs.	5,555	
" " Boats.	16,106	
" persons employed in Fish-houses, Freezers, Canneries, &c..	6,767	
Total	28,368	

APPENDIX No. 4.**NEW BRUNSWICK**

District No. 1.—Comprising the Counties of Charlotte and St. John. Inspector, John F. Calder, Campobello.

District No. 2.—Comprising the Counties of Albert, Westmorland, Kent, Northumberland, Gloucester and Restigouche. Inspector, R. A. Chapman, Moncton.

District No. 3.—Comprising the Counties of Kings, Queens, Sunbury, York, Carleton, Victoria and Madawaska. Inspector, H. E. Harrison, Fredericton.

REPORTS ON THE FISHERIES OF DISTRICT. No. 1.

To the Superintendent of Fisheries,
Ottawa.

SIR,—I have the honour to present my sixth annual report on the fisheries of District No. 1, province of New Brunswick, consisting of the counties of Charlotte and St. John, for the fiscal year ended March 31, 1912, together with the statistics of the different subdivisions.

The value of the yield is \$2,092,353, against \$1,193,564 for 1910-11—an increase of \$898,789. This is by far the most valuable yield ever recorded for the district; in fact it is a half-million dollars more than the catch for any other year since 1901, which is the first year of which I have a record. This great increase does not appear on paper alone, but was an apparent and appreciated fact during all the season. While all branches were prosperous, the most marked increase was in the sardine and herring fisheries. On the very first day of the open season for the American canneries, the Charlotte county weirs took 2,500 barrels, an unprecedented catch for the time of year. This fishery continued in a satisfactory condition all the season. The catch of herring suitable for smoking purposes, especially at Grand Manan, was also good; and those engaged in that branch were well repaid for their efforts.

HERRING.

It is pleasing to be able to report a large increase in the catch of mature herring. Last year, for some unknown cause, the large herring remained away from our shores, and a small catch was made. In commenting on this fact in my last year's report, I pointed out that as usual our critics from neighbouring districts were claiming that the shortage in our catch was due to a general depletion of the fishery, caused by taking large quantities of small herring for sardine purposes. In that report I also stated that I was in hopes to provide an effective answer to their arguments in the shape of a large catch for this year. As already stated, such has proven to be the case. The total catch for this year, in a fresh state, was 190,660 cwts. The market value after they had been cured by being pickled in barrels, kippered and smoked, &c., was \$286,209, which is more than double that of the previous year.

3 GEORGE V., A. 1913

SARDINES.

The catch of sardines was more than 100 per cent greater than during 1910-11—the yield for that year being 179,803 barrels, against 403,103 barrels for the year under review. This is undoubtedly the largest catch ever made in the district during any one season. A particularly good feature of this catch was the even manner in which it was distributed over the district. The Charlotte county weirs did well during the spring and summer months. During the latter part of July sardines in large quantities struck in along the shores of St. John county, including the harbour of St. John. The drag-seiners reaped a plentiful harvest. Most of the weirs there made good catches. The total recorded catch for the St. John county was 117,750 barrels, which is greatly in excess of that of any other year. As a result of this large increase in the catch there are numerous applications for weir licenses from St. John county; and it will be only a short time until the available sites are all taken.

There was also a large increase in the output of the Canadian canneries, the pack for this year being 93,565 cases, against 54,782 cases for last year. The Dominion Sardine Company's new plant at Chamcook is nearing completion. This is to be the largest and best equipped sardine plant in the world. This cannery alone will no doubt pack treble the amount now put up by the present canneries in operation. This, of course, will create an additional demand for the raw material.

SALMON.

There is a slight increase in the salmon catch over the previous year—3,353 cwts. for this year and 3,237 for last.

LOBSTERS.

The yield of the lobster fishery for this year is 753 cwts. greater than that of 1910-11—7,786 cwts. being taken in that year and 8,539 during the year under review. The increase is possibly due to the beneficial effects of the large size limit, which resulted in large number of lobsters that were just to come up to the measurement during the previous season being liberated and allowed to grow. Many of these no doubt attained the legal size this year and were taken. In proof of this assertion I would cite the case of impounded lobsters in Dark harbour which came under my observation. During 1909 the owners of Dark harbour bought about 70,000 lobsters between 9 and 10½ inches, and placed them in there. As the enclosure is large and the water deep, the lobsters enjoy natural conditions. When the owners began fishing them out at the beginning of the next season, they found that about fifty per cent were over 10½ inches (equivalent to 4½ carapace). The larger ones were light coloured, while the smaller ones, or those that did not shed their shell, were very dark. It would seem, therefore, that lobsters in this section, between 9 and 10½ inches long, shed their shells every other year, and the new shell is at least 1½ inches longer than the old one. As 9-inch lobsters are worth 5 cents, and 10-inch ones 20 cents, their commercial value increases four fold in the one year, and, furthermore, they become large enough to reproduce. The season opened on November 20, with the best fishing there had been for twenty years, and I believe that before long it will be fully demonstrated that the large size limit is the salvation of the industry.

OTHER KINDS OF FISH.

There is nothing particular to note in the other branches. All were fairly lucrative. There was a falling off in the quantity of haddock caught; but this was in a great measure due to the fact that many of those who formerly engaged in that branch were seining sardines in St. John county.

SESSIONAL PAPER No. 22

CONCLUSION.

The regulations have been very well observed during the present year. There was some illegal sardine fishing carried on in the vicinity of Lepreau during the fall; but as the weir men there had enjoyed the most prosperous season in all their history, there were no complaints. There were also a few violations of the lobster regulations. Overseer Fraser seized one boat for illegal fishing. With the assistance rendered by Patrol Boat No. 2 and the excellent service performed by Special Officer Cook, at Seal Cove, together with the efforts of the different overseers, the fishery has been well looked after. Guardian Cosseboom, who succeeded Mr. Harvey, is proving to be an efficient officer, and keeps right after those who he thinks are likely to save small lobsters. As the district is right on the border of the United States, the chief market for live lobsters, a great temptation is placed before the fishermen. They are encouraged to violate the law by the action of the American Express Company's agent at Eastport, Maine, in permitting Canadian fisherman to forward lobsters to Boston and New York on a 'Through Bill of Lading,' which makes the shipment immune at Eastport and en route. This bill of lading is a scheme to assist Canadian fishermen to violate our regulations; and I would urge upon your department to communicate with the government of the state of Maine with a view to effecting an arrangement whereby these 'bills of lading' would be repudiated.

Attached hereto is Overseer Fraser's report.

I have to thank the officials of your department for courteous treatment received during the year.

I have the honour to be, sir,

Your obedient servant,

JOHN F. CALDER,
Inspector of Fisheries.

GRAND MANAN, N.B.

To J. F. CALDER, Esq.,
Inspector of Fisheries,
Campobello, N.B.

SIR,—Having completed taking statistics of the fisheries in this district for the year ended March 31, 1912, I find an increase in value of more than 50 per cent over that of the previous year; this large increase is mostly due to smoked herring.

As in the past, about 75 per cent of our fish, both fresh and cured, is exported to foreign states.

The close season has been very well observed, and although I destroyed a number of lobster traps during that time, very few cases of illegal fishing came under my notice.

I would suggest that the seining of pollock in our waters in June, July and August of each year should be allowed. I believe this would eliminate to a great extent the nefarious killing of fish by dynamite. I would also strongly suggest that a law be enacted to compel fishermen to brand their names on all boxes of fish packed by them. By so doing, I believe a better quality of fish would be packed, boxes would be better filled and higher prices obtained.

Branding of herring is not performed now to any extent. Good herring help the selling of those of inferior quality; and as the boxes are mixed in cargo, the

3 GEORGE V., A. 1913

packer of good quality has no advantage over the packer of bad, there being no way of telling to whom the good or bad belongs.

With a proper branding system every man would have equal protection in regard to the quality of his goods.

HERRING.

There was a very large increase in herring suitable for smoking; some of these were packed in boxes, while some were sold in bulk for skinning purposes.

About the same quantity of herring was sold for sardines as in the previous year; but more was sold for lobster bait, while less was pickled in barrels.

COD, POLLOCK AND HADDOCK.

There were fewer of these fish taken than in the previous year; but prices ruled high and made up somewhat for the shortage in the catch.

HAKE AND HALIBUT.

The catch of these shows an increase over that of the previous year. They were sold in the green state at good prices.

LOBSTERS.

The lobster catch was greater than in the previous year, and good prices prevailed.

Thanking you for your assistance and advice during the year,

I am, sir,

Your obedient servant,

W. A. FRASER,
Fishery Overseer.

SESSIONAL PAPER No. 22

REPORT ON THE FISHERIES OF DISTRICT No. 2.

To the Superintendent of Fisheries,
Ottawa.

SIR,—I have the honour to submit my report on the fisheries of District No. 2, in the province of New Brunswick, for the fiscal year 1911-12; also returns of the catch, with disposition of the same, and an estimate of the capital employed in the prosecution of these fisheries, together with the number of persons engaged therein.

These returns show an aggregate value of \$2,761,755, which is somewhat less than last year, principally owing to a smaller catch of salmon and herring.

SALMON.

Net fishing for salmon in two of the Miramichi districts was very poor, and not up to the average in the others, or in most of the Baie des Chaleurs and Restigouche river districts. While this was the case, fly fishing was fairly good everywhere, and the fall run of these fish in the head waters, of the Miramichi especially, was more than good. The fishermen maintain that the hatchery should pool and use the summer runs of salmon for breeding purposes, as they say those taken in the fall are a different run altogether, and that this is the reason why net fishing has fallen off so in this river.

LOBSTERS.

From the returns of the lobster canners it appears that upwards of 2,000 cases more were packed than in 1910-11; and prices were never so high.

The catch of all other kinds of fish was about an average one. In the spring herring were more than abundant everywhere.

The prices of all kinds of fish were good, with a ready market both at home and abroad.

I have the honour to be, sir,

Your obedient servant,

R. A. CHAPMAN.

Inspector of Fisheries.

REPORT ON THE FISHERIES OF DISTRICT No. 3 (INLAND).

To the Superintendent of Fisheries,
Ottawa.

SIR,—I have the honour of submitting my tenth annual report on the condition of the inland fisheries of the province of New Brunswick, for the year 1911-12; together with a statement of statistics of the quantities and values of fish taken, the material used, and the number of persons temporarily engaged in the fisheries.

The financial result was not so good as in the previous year, and I find it is because of the considerably smaller catch of three kinds of fish. salmon, trout and shad. There was a satisfactory catch of pickerel, mostly exported, and alewives, mostly used by deep sea fishermen for bait.

The following statement shows the difference in values between 1911-12 and 1910-11:—

	Value of fish.	Value of material.
1910-11..	\$36,360	\$38,995
1911-12..	32,049	43,913

The above shows a decrease of over four thousand dollars in the value of fish taken; and an increase of about five thousand dollars in the value of material, made up from the larger number of gasoline boats, which a number of commercial fishermen, as well as sport fishermen, now own.

The market prices of the various kinds of fish taken in my district were practically the same as were paid last year, with the possible exception of alewives, which sold for a very satisfactory advance over the previous year, with keen competition amongst the buyers.

The catch of salmon was quite disappointing, and I cannot account for the actions of these fish.

Either they passed up the St. John river much earlier, or somewhat later, than usual. I have sufficient evidence that they did pass up, for they were on the spawning beds in the autumn in great numbers. Many fishermen believe that the first run was earlier than usual, when the spring freshet was on, and the water too high for successful netting.

I am aware that there was a heavy run of late, small salmon and grilse; but as the fishing season had closed these were not molested.

The diminished catch is not, therefore, I think, an indication that the fish were not plentiful. A few were taken with the fly, and there was much rejoicing amongst sport fishermen when the announcement came from Ottawa that the time for fly-surface-fishing had been extended to September 15. This will please that class of fishermen, and do very little damage to the fishery.

There was a very material falling off in the quantity of trout taken, as compared with last year.

Reports from all parts of my district show that the trout fishing was considerably off, the water not being in good condition for taking them. I am rather of the opinion that the brooks particularly are being overfished; and while there are some streams and lakes quite convenient, which afford much pleasure to lovers of this sport, one has to go quite far afield in order to get fish that there is any sense or satisfaction in taking out of the water. Prohibiting the sale of trout ought to be of some benefit; also limiting the number and weight of trout allowed to one person per

SESSIONAL PAPER No. 22

day. These are difficult regulations to rigidly enforce, yet I believe some good may be got out of them, because I think honest sportsmen will not, knowingly, violate them; and if example can be made of a few dishonest ones, the effect will be good.

The shad fishery diminished somewhat again. If it were possible to inaugurate a three year's close period, I believe the benefit to this fishery would be great. As is well known by every person who has caught shad during the latter part of May and early June, practically every female fish is full of spawn at that time, so that, if a small percentage of the spawn were protected and allowed to hatch, the result would be beneficial. I think it more than probable that a great deal of shad spawn, as well as other kinds that are deposited, are destroyed by eels, which have become a plague amongst our good table fishes. I hope that the establishment of a shad hatchery in the province will help to overcome this trouble.

The catch of pickerel shows a considerable increase, but, I fear, at the expense somewhat of trout. Some lakes that used to be fairly good for trout fishing are now pickerel ponds.

I have had a complaint from one person regarding the matter of a man's setting a net for pickerel in one of the Eel river lakes. The complaint was not made for the sake of the few trout there, but on the ground that if pickerel were not netted they would make good sport for hook and line fishermen. I would suggest that netting be forbidden in the Eel river lakes for a period of two years for the benefit of sport fishermen.

While there is a very good market in some of the American cities for eels, they are not extensively taken in our waters. When examining the Salmon river, Victoria county, last season, I was very interested to learn that eels do not, or cannot, ascend that beautiful stream to a very great distance. I do not know whether the dams have prevented their doing so, which I think unlikely, or whether it is that they do not appreciate the beautiful, clear, cold spring water of that river. There is excellent trout fishing in this stream; but a quite tedious journey is entailed in reaching the best pools.

I am very pleased to be in a position to report that, although the salmon fishing on the Tobique river was not so good as in 1910-11,—in which year it was so very good,—it was, nevertheless, a fairly good season; and I have the statement of the Superintendent of the Tobique Salmon Club, Mr. T. F. Allen, that in his twenty years' experience he had not seen salmon so plentiful on the spawning beds. This testimony, I trust, is evidence that we who are charged with the protection of salmon in the St. John river are giving a fair measure of protection.

At the sale of the provincial crown-land fishing leases this season, the above-named club lost its privileges on the Tobique river and on some of that river's tributaries. Mr. Donald Fraser, jr., bought them for ten years at \$1,300 per year, with the same conditions as to protection, &c., as formerly, when the rent was only \$50 per year. This is a large figure when it is known that there are many pools owned by private individuals, besides many owned by the above-named club. I trust the present lessee will give as effective protection as the former lessees, for I give them a large amount of credit for the very satisfactory condition of this fishing river, as they did not stint money to keep a sufficient number of guardians on duty throughout the season.

The fishery officers throughout my district report conditions as I have described them in this report.

When the mill dams on the Nashwaak river are opened up for the free passage of fish, as planned for the coming season, and this river is thoroughly stocked with salmon and trout, I hope it will be one of the good sporting places of the province.

3 GEORGE V., A. 1913

I cannot close this report without giving expression to my fear of the result on the salmon fishery of the St. John and Tobique rivers, after the great dam of the St. John River Hydro-electric Company is constructed at Meductic Falls, about forty miles above this city.

I appreciate the courteous treatment received from all with whom I have worked.

I have the honour to be, sir,

Your obedient servant,

H. E. HARRISON.

Inspector of Fisheries.

SESSIONAL PAPER No. 22

DISTRICT No. 1.

Return showing the Number of Fishermen, &c., the Number and Value of Vessels and Boats, and the Quantity and Value of all Fishing Gear, &c., used in the Fishing Industry in the Counties of Charlotte and St. John, Province of New Brunswick, during the Year 1911-12.

Number.	Fishing Vessels, Boats, Tugs, &c.										Fishing Gear.										
	Vessels.					Boats.					Dip Nets.		Gill Nets.		Seines.		Weirs.		Smelt Nets.		
	Number.	Tons.	Value.	Men.	Sail.	Value.	Gasoline.	Value.	Men.	Value.	Number.	Value.	Number.	Value.	Number.	Value.	Number.	Value.	Number.	Value.	
<i>Charlotte County.</i>																					
1	6	58	5500	12	48	720	24	3000	96	150	10	120	21	2100	23	23000	
2	13	216	8000	46	38	900	42	12000	42	120	49	490	65	3300	60	29000	
3	4	59	1250	15	210	7760	30	5675	270	150	125	1250	95	5700	65	35100	15	120	
4	1	10	800	2	330	10000	18	6250	350	300	113	10000	133	79000	
5	60	1023	37000	167	50	9550	117	40100	237	100	625	6250	49	9400	49	9400	
6	9	198	9500	58	140	2100	116	34800	260	37	33	330	25	2150	26	10100	6	290	
7	40	1900	180	32000	433	200	68	1800	106	4600	102	49000	20	150	
Totals	93	1561	58350	300	436	32870	627	134825	1737	357	910	10246	471	37250	439	308000	41	770	
<i>St. John County.</i>																					
1	15	2000	6	40	3500	35	10000	154	26	3000	28	20000	
2	3	64	2000	10	20	400	22	5500	41	17	1700	3	3000	
3	4	58	3000	11	24	1000	80	19000	313	290	16000	16	5000	
4	1	10	500	2	8	120	11	1900	11	
5	15	450	6	1200	22	
Totals	10	147	7500	32	107	5170	154	37600	510	542	24050	48	28300	

RETURN showing the Number of Fishermen, &c., the Number and Value of Vessels and Boats, and the Quantity and Value of all Fishing Gear, &c., used in the Fishing Industry in the Counties of Charlotte and St. John, Province of New Brunswick, during the Year 1911-12—*Continued.*

Fishing Districts.	Fishing Gear.						Canneries.						Other Material.						Persons employed in Canneries, Freezers and Fish-houses	Number.		
	Trawls.		Hand Lanes.		Lobster Traps.		Lobster Canneries.		Sardine Canneries.		Clam Canneries.		Freezers and Ice-houses.		Smoke and Fish-houses.		Piers and Wharves.				Scows and Pile-drivers.	
	Number.	Value.	Number.	Value.	Number.	Value.	Number.	Value.	Number.	Value.	Number.	Value.	Number.	Value.	Number.	Value.	Number.	Value.			Number.	Value.
<i>Charlotte County.</i>																						
1	295	9355	2535	2955	20975	20975	4	8500	6	104000	9	16200	11	3500	706	178000	233	94600	500	175000	45	
2	50	1775	120	1200	1970	1950	1	82000	4	4000	3	10000	9	2500	32	11300	28	16700	30	1000	242	
3	20	525	340	171	1207	1207	1	1500	1	1500	1	1500	1	600	32	1040	23	1705	40	1600	3	
4	5	180	25	15	400	400	3	6000	1	1500	1	1500	1	600	1	1200	1	600	250	4500	28	
5	80	1000	1100	1100	14000	14000	3	6000	1	1500	1	1500	1	500	139	154800	77	67000	41	2600	336	
6	100	2500	600	300	1250	350	4	2500	2	22000	1	700	1	90	90	6200	47	3500	30	1000	10	
7	40	375	350	350	868	800	1	2500	2	22000	1	700	1	18	18	2300	51	3100	100	6000	165	
Totals.	295	9355	2535	2955	20975	20975	4	8500	6	104000	9	16200	11	3500	706	178000	233	94600	500	175000	765	
<i>St. John County.</i>																						
1	20	500	700	700	1800	1800	6	100000	45	40000	45	40000	6	100000	120	100000	45	40000	45	40000	60	
2	30	1000	1800	1800	1800	1800	2	600	39	3000	10	1100	2	600	7	1400	5	1900	5	1900	20	
3	30	1000	1800	1800	1800	1800	2	600	39	3000	10	1100	2	600	7	1400	5	1900	5	1900	24	
4	25	25	25	25	600	600	1	100	1	100	1	100	1	100	1	100	1	100	1	100	24	
5	50	1500	25	25	4545	4545	9	106700	165	104400	60	42300	9	106700	165	104400	60	42300	104	104000	104	
Totals.	20	500	700	700	1800	1800	6	100000	45	40000	45	40000	6	100000	120	100000	45	40000	45	40000	60	

*Not operated.

SESSIONAL PAPER No. 22

THE CATCH

RETURN showing the Quantities and Values of all Fish caught and landed in a Green State in the Counties of Charlotte and St. John, Province of New Brunswick, during the year 1911-12.

Fishing Districts.	Number.	Salmon, cwts.		Salmon, value.		Lobsters, cwts.		Lobsters, value.		Cod, cwts.		Cod, value.		Haddock, cwts.		Haddock, value.		Hake and Cusk, cwts.		Hake and Cusk, value.		Pollock, cwts.		Pollock, value.		Herring, cwts.		Herring, value.		Shad, cwts.		Shad, value.		Alewives, cwts.		Alewives, value.		Number.	
		Quantity	Value	Quantity	Value	Quantity	Value	Quantity	Value	Quantity	Value	Quantity	Value	Quantity	Value	Quantity	Value	Quantity	Value	Quantity	Value	Quantity	Value	Quantity	Value	Quantity	Value	Quantity	Value	Quantity	Value	Quantity	Value	Quantity	Value				
<i>Charlotte County.</i>																																							
1 Lepreau to Red Head.....	1	558	8370	3100	4650	2400	3600	34640	25950	100	100	4000	4000	300	1200	13300	13300	800	800	300	1200	100	100	1650	1650	60	6700	6700	4000	4000	300	1200	13300	13300	800	800	1		
2 Red Head to L'Etang.....	2	740	11100	520	780	850	2125	1100	825	1650	1650	800	800	300	1200	100	100	4000	4000	300	1200	100	100	1650	1650	60	6700	6700	4000	4000	300	1200	13300	13300	800	800	2		
3 L'Etang to St. George.....	3	300	5850	800	1200	1900	3800	600	450	60	60	6700	6700	300	1200	100	100	4000	4000	300	1200	100	100	1650	1650	60	6700	6700	4000	4000	300	1200	13300	13300	800	800	3		
4 St. George to St. Stephen.....	4	3011	45165	10470	15705	272	344	17000	12730	4000	4000	161000	161000	300	1200	100	100	4000	4000	300	1200	100	100	1650	1650	60	6700	6700	4000	4000	300	1200	13300	13300	800	800	4		
5 Grand Manan.....	5	320	7800	1300	1950	3800	9500	18600	13650	39600	39600	1600	1600	300	1200	100	100	4000	4000	300	1200	100	100	1650	1650	60	6700	6700	4000	4000	300	1200	13300	13300	800	800	5		
6 Campobello.....	6	950	14250	600	900	400	1000	92	69	12500	12500	950	950	300	1200	100	100	4000	4000	300	1200	100	100	1650	1650	60	6700	6700	4000	4000	300	1200	13300	13300	800	800	6		
7 West Isles.....	7	6069	104535	10730	25185	9622	20569	71992	53991	58210	58210	188350	188350	300	1200	100	100	4000	4000	300	1200	100	100	1650	1650	60	6700	6700	4000	4000	300	1200	13300	13300	800	800	7		
Totals.....		43	645	10730	25185	9622	20569	71992	53991	58210	58210	188350	188350	300	1200	100	100	4000	4000	300	1200	100	100	1650	1650	60	6700	6700	4000	4000	300	1200	13300	13300	800	800	1		
<i>St. John County.</i>																																							
1 St. John Harbour.....	1	740	11100	500	1000	600	1500	5400	10650	300	300	600	600	200	800	2000	2000	2000	2000	2000	2000	2000	2000	2000	2000	2000	2000	2000	2000	2000	2000	2000	2000	2000	2000	2000	2000	1	
2 Lepreau to Chance Harbour.....	2	640	9600	300	600	600	1500	5400	10650	300	300	600	600	200	800	2000	2000	2000	2000	2000	2000	2000	2000	2000	2000	2000	2000	2000	2000	2000	2000	2000	2000	2000	2000	2000	2000	2	
3 Chance Harbour to Mispec.....	3	1930	28950	560	1120	160	400	2020	1515	560	560	1120	1120	160	640	2000	2000	2000	2000	2000	2000	2000	2000	2000	2000	2000	2000	2000	2000	2000	2000	2000	2000	2000	2000	2000	2000	3	
4 Mispec to Lynemouth Creek.....	4	380	5850	10	20	4	
5 Lynemouth Creek to Albert County.....	5	380	5850	10	20	5
Totals.....		3310	49650	1370	2740	700	1900	7430	5565	

* Cwt. = 100 lbs. N.B. In some cases totals are given without items, because the figures for each locality were not available.

THE CATCH.

Returns showing the Quantities and Values of all Fish caught and landed in a Green State in the Counties of Charlotte and St. John, Province of New Brunswick, during the year 1911-12—Continued.

Number.	Fishing Districts.	Sardines, brls.	Sardines, value.	Halibut, cwt.	Halibut, value.	Flounders, cwt.	Flounders, value.	Smelts, cwt.	Smelts, value.	Dulse, cwt.	Dulse, value.	Eels, cwt.	Eels, value.	Mixed fish, cwt.	Mixed fish, value.	Squid, brls.	Squid, value.	Clams, brls.	Clams, value.	Crabs, Cockles and other shell fish, value.	Crabs, Cockles and other shell fish, cwt.	Number.	
<i>Charlotte County.</i>																							
1	Lepreau to Red Head.....	63610	127280					110	1100					400	400			3500	3500			1	
2	Red Head to E. Etang.....	28700	57400	10	100			45	450						100	200	800	3000	3000			2	
3	E. Etang to St. George.....	44850	89700					40	400									2330	2330			3	
4	St. George to St. Stephen.....	72150	144300							2130	2130							4900	4900		621	1500	
5	Grand Manan.....	10840	21680	70	700			50	500							450	1800	1650	1650			4	
6	Cannobelle.....	90000	180000	80	800			20	200							35	140	4000	4000			5	
7	West Isles.....	56173	112346																				6
	Totals.....	285353	570706	160	1600	27	31	265	2650	2130	2130			400	400	685	2740	26300	26300		621	1500	
<i>St. John County.</i>																							
1	St. John Harbour.....	75000	150000																				1
2	Lepreau to Chance Harbour.....	20000	40000									250	1500										2
3	Chance Harbour to Mispec.....	22750	45500																				3
4	Mispec to Tynemouth Creek.....																						4
5	Tynemouth Creek to Albert County.....																						5
	Totals.....	117750	235500									250	1500										7

* Cwt. = 100 lbs. N.B. — In some cases totals are given without items, because the figures for each locality were not available.

THE CATCH MARKETED.

RETURN showing the Quantities and Values of all Fish and Fish Products Marketed in a fresh, dried, pickled, canned, &c., state, for the Counties of Charlotte and St. John, Province of New Brunswick, during the year 1911-12.

Number.	Fishing Districts.	Salmon, fresh and frozen, cwts.	Lobsters, shipped in shell, cwts.	Cod, fresh, cwts.	Cod, shipped green-salted, cwts.	Cod, dried, cwts.	Haddock, fresh, cwts.	Pinnac haddies, canned, cases.	Haddock, smoked, cwts.	Haddock, dried, cwts.	Hake and Cusk, fresh, cwts.	Hake and Cusk, dried, cwts.	Pollock, fresh, cwts.	Pollock, dried, cwts.	Herring, fresh, cwts.	Herring, smoked, cwts.	Herring, pickled, lbs.	Herring, used as bait, lbs.	Herring, kippered, cwts.	Herring, kippered, ed, canned, cases.	Number.
<i>Charlotte County.</i>																					
1	Leppreau to Red Head.	558	2900	346	2000	2000	560	2000	70	90	12000	15	30	8100	2900	2045	2000	700	3630	1	
2	Red Head to L'Etang.	740	400	40	850	40	850	900	70	600	80	1200	150	800	700	73700	370	1665	3630	2	
3	L'Etang to St. George.	3360	200	210	1500	50	1500	70	20	500	5585	1035	1010	800	400	72900	1675	5185	3630	3	
4	St. George to St. Stephen.	3011	1260	2070	1690	212	212	20	20	500	6200	900	13000	400	400	959	3000	300	3630	4	
5	Grand Manan	320	450	300	3800	200	400	400	92	3000	3000	3090	3090	959	9940	2045	9940	2	3630	5	
6	Campobello.	450	3800	200	400	400	400	400	92	3000	3000	3090	3090	959	9940	2045	9940	2	3630	6	
7	West Isles.	450	3800	200	400	400	400	400	92	3000	3000	3090	3090	959	9940	2045	9940	2	3630	7	
	Totals.	43	6969	4310	2310	2925	7322	2000	70	90	23865	6210	17320	10950	73700	2045	9940	9940	3630	3630	
	Rates.	%	15	2	3	5.50	2.50	4.80	6	3	75	3	1	3.50	1	3	5	2	14.80	17.24	
	Values.	%	615	8620	6930	14143	18305	9600	420	270	71395	6210	60620	10950	221100	10225	19880	4820	1724	1724	
<i>St. John County.</i>																					
1	St. John Harbour	740	500	100	500	500	600	600	600	600	1800	1800	2000	2000	2000	2000	2000	2000	2000	2000	1
2	Leppreau to Chance Harbour	610	360	360	360	360	600	600	600	600	1800	1800	2000	2000	2000	2000	2000	2000	2000	2000	2
3	Chance Harbour to Mispic.	1930	560	560	560	560	160	160	160	160	700	700	70	70	70	70	70	70	70	70	3
4	Mispic to Tynemouth Creek.	390	390	390	390	390	40	40	40	40	40	40	40	40	40	40	40	40	40	40	4
5	Tynemouth Creek to Albert County.	380	10	10	10	10	40	40	40	40	40	40	40	40	40	40	40	40	40	40	5
	Totals.	3810	1570	1370	760	760	2110	2110	2110	2110	2110	2110	2110	2110	2110	2110	2110	2110	2110	2110	
	Rates.	%	15	15	2	2.50	2.50	2.50	3	3	75	3	1	3.50	1	3	5	2	14.80	17.24	
	Values.	%	49650	23550	2740	1900	1900	1900	420	270	7500	6210	60620	10950	221100	10225	19880	4820	1724	1724	

N.B.—In some cases totals are given without items, because the figures for each locality were not available.

RECAPITULATION

Of the Quantities and Values of all Fish caught and landed in a Green State, and of the Quantities and Values of all Fish and Fish Products Marketed in a fresh, dried, pickled, canned, &c., state, for District No. 1, Province of New Brunswick, during the year 1911-12.

Kinds of Fish.	Caught and Landed in a Green State.		Marketed.		Total Marketed Value.	
	Quantity.	Value.	Quantity.	Value.		
		\$		\$	\$	
Salmon.....	cwts.	3,353	50,295	3,353	50,295	50,295
" used fresh and frozen.....	"					
Lobsters.....	"	8,539	128,085	8,539	128,085	128,085
" shipped in shell.....	"					
Cod.....	"	18,160	27,925			32,733
" used fresh.....	"			5,980	11,360	
" shipped green-salted.....	"			2,310	6,910	
" dried.....	"			2,626	14,443	
Haddock.....	"	10,382	22,469			30,495
" used fresh.....	"			8,082	20,205	
" smoked.....	"			70	420	
" finnan haddies (canned).....	cases.			2,000	9,600	
" dried.....	2wts.			90	270	
Hake and Cusk.....	"	79,412	59,550			80,664
" used fresh.....	"			2,092	1,569	
" dried.....	"			26,365	79,095	
Pollock.....	"	58,210	58,210			66,830
" used fresh.....	"			6,210	6,210	
" dried.....	"			17,320	60,620	
Herring.....	"	190,660	190,660			286,209
" used fresh.....	"			13,060	13,060	
" smoked.....	"			73,700	221,100	
" kippered.....	"			720	4,320	
" kippered (canned).....	cases.			3,630	17,424	
" pickled.....	brls.			2,015	10,225	
" used as bait.....	"			10,040	20,080	
Shad.....	cwts.	1,710	8,460			9,360
" used fresh.....	"			810	4,860	
" salted.....	brls.			300	4,500	
Alewives.....	cwts.	30,000	45,500			53,000
" used fresh.....	"			9,000	18,000	
" salted.....	brls.			7,000	35,000	
Sardines.....	"	403,103	806,206			1,236,551
" canned.....	cases.			93,565	467,825	
" used fresh and salted.....	brls.			384,363	768,726	
Halibut.....	cwts.	160	1,600	160		1,600
Flounders.....	"	27	31	27		54
Smelts.....	"	265	2,650	265		2,650

RECAPITULATION

Of the Quantities and Values of all Fish caught and landed in a Green State, and of the Quantities and Values of all Fish and Fish Products Marketed in a fresh, dried, pickled, canned, &c., state, for **District No. 1, Province of New Brunswick**, during the year 1911-12—*Concluded*.

Kinds of Fish.	Caught and Landed in a Green State.		Marketed.		Total Marketed Value.
	Quantity.	Value.	Quantity.	Value.	
		\$		\$	\$
Dulse..... cwts.	2,130	2,130	*710	4,260
Eels..... "	250	1,500	250	1,500
Mixed fish..... "	400	400	400	400
Squid..... brls.	685	2,740	685	2,740
Clams and Quahaugs..... "	26,300	26,300
" " used fresh..... "	15,400	30,800
" " canned..... cases.*	10,900	52,320
Crabs, Cockles and other shell fish..... cwts.	624	1,560	624	83,120
Sounds..... "	265	1,560
Fish oil..... gals.	40,990	7,950
Totals.....	1,436,280	12,297
					2,092,353

* Dried.

SESSIONAL PAPER No. 22

RECAPITULATION

Of the Number of Fishermen, &c., and of the Number and Value of Fishing Vessels, Boats, Nets, &c., in District No. 1, Province of New Brunswick, for the year 1911-12.

	Number.	Value.
		\$
Vessels (tonnage 1711).....	103	65,850
Boats (sail).....	1,043	38,340
" (gasoline).....	681	172,425
Dip nets.....	957	3,400
Gill nets.....	1,452	34,250
Seines.....	535	47,350
Scows and Pile drivers.....	500	17,600
Weirs.....	487	336,300
Trawls.....	345	8,515
Hand-lines.....	2,560	2,080
Lobster traps.....	25,520	25,152
" canneries.....	4	8,500
Sardine ".....	6	104,000
Clam ".....	9	16,200
Freezers and Ice-houses.....	20	104,300
Smoke and Fish-houses.....	872	282,400
Piers and Wharves.....	293	136,900
Smelt nets.....	41	770
Totals.....		1,404,372

Number of men employed on Vessels and Tugs.....	332
" " " Boats.....	2,275
" persons employed in Fish-houses, Freezers, Canneries, &c.....	870
Totals.....	3,477

* Not operated.

DISTRICT No. 2.

RETURN showing the Number of Fishermen, &c., the Number and Value of Vessels and Boats, and the Quantity and Value of all Fishing Gear, &c., used in the Fishing Industry in the Counties of Restigouche, Gloucester, Northumberland, Kent, Westmorland and Albert, Province of New Brunswick, during the year 1911-12.

Number.	Fishing Districts.			Fishing Vessels, Boats, Tugs, &c.						Fishing Gear.								
	Vessels.			Boats.			Tugs, Smacks, &c.			Gill Nets.			Weirs.			It Nets.		
	Number.	Value.	Men.	Value.	Gasoline.	Value.	Men.	Number.	Value.	Men.	Number.	Value.	Number.	Value.	Number.	Value.	Number.	Value.
<i>Restigouche County.</i>																		
1	26	500	4	1,700	6	1,500	55	3	350	6	1,000	8,000	110	5,500	1	5,500	1	5,500
2	5,000	6	1,400	306	2	2,000	9	3,000	20,000	40	2,000	2	2,000	2	2,000
	Totals.....	500	4	6,700	8	2,900	451	5	2,350	15	4,000	28,000	150	7,500	7,500	7,500
<i>Gloucester County.</i>																		
3	40	3,000	12	10,000	900
4	94	3,800	35	6,500	1	300	622	30	2,500
5	127	1,573	57,000	514	360	9,800	750	8	500	25	3,000	20,000	68	3,400	5	3,400	5	3,400
6	49	670	32,000	220	410	15,500	800	2	1,000	9	3,000	18,000	89	4,450	6	4,450	6	4,450
7	292	11,600	97	10,100	2	700	620	1	3,000	6	5,000	30,000	236	11,800	7	11,800	7	11,800
	Totals.....	107,400	878	51,900	6	1,800	3,692	41	7,600	140	19,000	120,000	439	21,950	21,950	21,950
<i>Northumberland County.</i>																		
8	32	1,200	12	6,500	3	800	520
9	3,200	3	700	250	1	2,500	3	4,000	25,000
10	85	3,000	30	4,500	3	1,500	350	12	2,500	30	8,000	60,000	410	20,500	10	20,500	10	20,500
11	2,500	2	1,000	170
	Totals.....	4,200	42	16,700	11	4,000	1,290	13	5,000	33	19,000	128,000	1,171	58,550	58,550	58,550

SESSIONAL PAPER No. 22

	18	188	8500	48	304	18000	7	3400	600	1	2500	4	4000	24000	312	15000	12
<i>Kent County.</i>																	
12 Richbeto, &c					525	20000	3	1000	900	3	3500	9	2000	14000	280	14000	13
13 Bouché, &c					465	14500	2	600	700				1000	7000	80	4000	14
14 Coeque, &c																	
Totals	18	188	8500	48	1294	49500	12	5000	2200	4	6000	13	7000	45000	472	33000	
<i>Westmorland County.</i>																	
15 Shediac, &c																	
16 Gadsford					510	16000	9	3500	950	4	2500	4	4000	22000	170	8500	15
17 Sackville and Westmorland					545	20000	12	4000	980	6	2800	21	2000	11000	102	51000	16
18 Dorchester					250	6250	25	4750	600	2	2000	10	800	4000	50	2500	17
Totals					1310	43750	46	12250	2580	9	7300	38	6800	37000	322	16100	
<i>Albert County.</i>																	
Grand totals	241	3000	120600	973	5587	163350	85	26350	10268	72	28250	239	50200	360000	2754	137100	19

RETURN showing the Number of Fishermen, &c., the Number and Value of Vessels and Boats, and the Quantity and Value of all Fishing Gear, &c., used in the Fishing Industry in the Counties of **Restigouche, Gloucester, Northumberland, Kent, Westmorland and Albert, Province of New Brunswick**, during the year 1911-12—*Continued.*

Number.	Fishing Gear.				Canneries.				Other Material.				Persons employed in Canneries, Freezers and Fish-houses.	Number.				
	Trawls.		Hand Lines.		Lobster Traps.		Lobster Canneries.		Clam Canneries.		Freezers and Ice-houses.				Smoke and Fish-houses.		Piers and Wharves.	
	Number.	Value.	Number.	Value.	Number.	Value.	Number.	Value.	Number.	Value.	Number.	Value.			Number.	Value.	Number.	Value.
<i>Restigouche County.</i>																		
1		\$																
2	Above Dalhousie.....	50	20	4000	4000	1	1500				3	16000					10	
	Below Dalhousie.....	20	10	4000	4000	1	1500				7	10000	4	800	1	200	50	
	Totals.....	70	30	4000	4000	1	1500				10	26000	4	800	1	200	60	
<i>Gloucester County.</i>																		
3	Beresford, &c.....	12	30	375	300	4	2000				11	2500	62	1800			110	
4	Bathurst, &c.....	53	315	460	324	9960	11	8250			8	2600	9	1300	1	100	280	
5	Caracquet, &c.....	220	1300	2200	1800	10600	9	6400			6	2000	32	8000	12	1800	450	
6	Shippigan and Miscou Islands.....	180	1000	1500	900	46400	33	52900			8	4000	30	8000	2	1800	1200	
7	Tracadie, Inkerman, &c.....	50	350	900	600	15000	19	11680	1	3000	9	12000	50	5000	4	2000	480	
	Totals.....	515	2995	5435	3920	84620	82	81280	1	3000	42	23100	183	24100	9	5700	2520	
<i>Northumberland County.</i>																		
8	Negmac, &c.....	6	150	150	120	15600	11	9300			6	4000					270	
9	Chatham, &c.....	100	80								25	15000	67	10000			140	
10	Bay du Vin, &c.....	60	40	6100	6100	3	7000				8	4000	2	100			230	
11	Southwest and Northwest Miramichi Rivers, &c.....										10	2500	30	700			50	
	Totals.....	6	150	310	240	21700	14	16300			49	23500	119	12800			690	

THE CATCH.

RETURN showing the Quantities and Values of all Fish caught and landed in a Green State in the Counties of Restigouche, Gloucester, Northumberland, Kent, Westmorland and Albert, Province of New Brunswick, during the year 1911-12.

Number.	Fishing Districts.	Salmon, cwts.	Salmon, value.	Lobsters, cwts.	Lobsters, value.	Cod, cwts.	Cod, value.	Haddock, cwts.	Haddock, value.	Hake and Cusk, cwts.	Hake and Cusk, value.	Herring, cwts.	Number.
<i>Restigouche County.</i>													
			%		%		%		%		%		
1	Above Dalhousie.	1007	15105										1
2	Below Dalhousie.	1306	19590	823	4165	94	141			30	30	11749	2
	Totals.	2313	34695	823	4165	94	141			30	30	11749	
<i>Gloucester County.</i>													
3	Beresford, &c.	1085	16275	650	3250	9500	14250	91	91			36000	3
4	Bathurst, &c.	1570	23550	5260	26300	13600	20400	340	340			16 800	4
5	Caraget, &c.			3350	16750	74600	111000	900	900	4000	3000	66000	5
6	Shipuigan and Miscou Islands.	20	300	17100	85500	48000	72000	880	880	3500	4375	81000	6
7	Tracadie, Inkerman, &c.	635	9525	4800	24000	26000	39000	530	530	1500	1875	48000	7
	Totals.	3310	49650	31160	155800	171100	256650	2741	2741	9000	9250	247000	
<i>Northumberland County.</i>													
8	Neguac, &c.	320	4800	5600	28000	1470	2205			500	400	14000	8
9	Chatham, &c.	280	4200			120	180					1200	9
10	Bay du Vin, &c.	950	14250	3800	19000	210	315					13500	10
11	Southwest and Northwest Miramichi Rivers, &c.	950	11250										11
	Totals.	2500	34500	9400	47000	1800	2700			500	400	28700	
<i>Kent County.</i>													
12	Richibucto, &c.	830	12450	8150	40750	5200	7800			3100	2500	26000	12
13	Buctouche, &c.			6300	31500	980	1470			120	120	43000	13
14	Cocagne, &c.			2600	13000	550	825			50	50	32000	14
	Totals.	830	12450	17050	85250	6730	10095			3270	2670	101000	
<i>Westmorland County.</i>													
15	Shediac, &c.	44	660	10580	52900	200	300			162	162	58200	15
16	Botsford.			14200	71000	280	420			40	40	68500	16
17	Sackville and Westmorland.	16	240			76	114					37000	17
18	Dorchester.	96	1440			40	60					200	18
	Totals.	156	2340	24780	123900	596	894			202	202	163900	
19	Albert County.	35	525	120	600	80	120					380	19
	Grand totals.	9144	134160	83343	416715	180400	270600	2741	2741	13002	12552	552729	

Cwt. = 100 lbs.

SESSIONAL PAPER No. 22

THE CATCH.

RETURN showing the Quantities and Values of all Fish caught and landed in a Green State in the Counties of Restigouche, Gloucester, Northumberland, Kent, Westmorland and Albert, Province of New Brunswick, during the year 1911-12—Continued.

Number.	Fishing Districts.	Herring, value.	Mackerel, cwts.	Mackerel, value.	Shad, cwts.	Shad, value.	Alcwives, cwts.	Alcwives, value.	Hallibut, cwts.	Hallibut, value.	Flounders, cwts.	Flounders, value.	Smelts, cwts.	Number.
<i>Restigouche County.</i>														
1	Above Dalhousie.....										120	180	3960	1
2	Below Dalhousie.....	7049	45	315							25	38	860	2
	Totals.....	7049	45	315							145	218	4820	
<i>Gloucester County.</i>														
3	Beresford, &c.....	21600	24	168					20	160	120	180	20	3
4	Bathurst, &c.....	9600	65	455				130	1040	30	30	45	960	4
5	Caraget, &c.....	39600	950	4750	80	640			620	4960	120	180	2400	5
6	Shippigan and Miscou Islands	48600	470	3290					410	3280	110	165	2400	6
7	Tracadie, Inkerman, &c.....	28800	570	3990	140	1120	4000	2400	220	1760	80	120	4080	7
	Totals.....	148200	2079	12653	220	1760	4000	2400	1400	11200	460	690	10060	
<i>Northumberland County.</i>														
8	Negnac, &c.....	8400	125	875	635	5080	500	300			200	300	6600	8
9	Chatham, &c.....	7290	16	112	800	6400	500	300			624	936	14300	9
10	Bay du Vin, &c.....	8160	1000	7000	200	1200	1000	600			130	195	8000	10
11	Southwest and Northwest Miramichi Rivers, &c.....				800	5600	3500	2100					200	11
	Totals.....	17220	1141	7987	2435	18280	5500	3300			954	1431	28500	
<i>Kent County.</i>														
12	Richibucto, &c.....	15600	1450	10150	1046	8368	5200	3120	20	160	224	336	8720	12
13	Buctouche, &c.....	25800	200	1400			450	270			20	30	4600	13
14	Cocagne, &c.....	19200	120	840			250	150			20	30	1490	14
	Totals.....	60600	1770	12390	1046	8368	5900	3540	20	160	264	396	14810	
<i>Westmorland County.</i>														
15	Shediac, &c.....	34920	536	3752	50	400	785	471					2524	15
16	Botsford.....	41100	90	630	60	300	220	132					2600	16
17	Sackville and Westmorland.	22200	10	70	376	1850	600	360			10	15	865	17
18	Dorchester.....	120			1000	5000								18
	Totals.....	98340	636	4452	1480	7550	1605	963			10	15	5989	
19	Albert County.....	228			120	600								19
	Grand totals.....	331637	5671	37797	5301	36558	17005	10230	1420	11360	1833	2750	64179	

Cwt. = 100 lbs.

THE CATCH.

RETURN showing the Quantities and Values of all Fish caught and landed in a Green State in the Counties of Restigouche, Gloucester, Northumberland, Kent, Westmorland and Albert, Province of New Brunswick, during the Year 1911-12—Continued.

Number	Fishing Districts.	Smelts, value.	Trout, cwts.	Trout, value.	Sturgeon, cwts.	Sturgeon, value.	Bass, cwts.	Bass, value.	Eels, cwts.	Eels, value.	Toncod, cwts.	Toncod, value.	Mixed fish, cwts.	Mixed fish, value.	Number.
		¢		¢	¢	¢		¢		¢		¢	¢		
<i>Restigouche County.</i>															
1	Above Dalhousie.....	23760	60	480					10	60	125	190			1
2	Below Dalhousie.....	5160	40	320					100	600	20	30			2
	Totals.....	28920	100	800					110	660	145	220			
<i>Gloucester County.</i>															
3	Beresford, &c.....	120	40	320			10	100	40	240	150	225			3
4	Bathurst, &c.....	5760	60	240			25	250	45	270	5300	8250			4
5	Caraquet, &c.....	15600	20	160			45	450	180	1080	200	300			5
6	Shippigan and Miscou Islands	14400	10	80			80	800	60	360	200	300			6
7	Tracadie, Inkerman, &c.....	24480	80	640			40	400	400	2400	140	210			7
	Totals.....	60360	210	1440			200	2006	725	4470	6190	9285			
<i>Northumberland County.</i>															
8	Neguac, &c.....	36000	35	280			90	900	135	810	1720	2580			8
9	Chatham, &c.....	85800	25	200			40	400	20	120	9200	13800			9
10	Bay du Vin, &c.....	48000	20	160			50	500	30	180	190	285			10
11	Southwest and Northwest Miramichi Rivers, &c.....	1200	120	960			810	8100	620	3720	320	480			11
	Totals.....	171000	200	1600			990	9900	805	4830	11430	17145			
<i>Kent County.</i>															
12	Richibucto, &c.....	52320	100	800			480	4800	210	1260	210	315	120	60	12
13	Buctouche, &c.....	27600	42	336			100	1000	110	660	40	60			13
14	Cocagne, &c.....	8940	35	280			50	500	80	480	20	30			14
	Totals.....	88860	177	1416			630	6300	400	2400	270	405	120	60	
<i>Westmorland County.</i>															
15	Shediac, &c.....	15144	115	920			110	1100	80	480	20	30			15
16	Botsford.....	15600	100	800			40	400	80	480	30	45			16
17	Sackville and Westmorland.	5190	40	320	20	100	20	200	50	300	20	30			17
18	Dorchester.....		30	240					70	420	20	30			18
	Totals.....	35934	285	2280	20	100	170	1700	280	1680	90	135			
<i>Albert County.</i>															
19	Albert County.....		90	720			10	100	60	360	50	75			19
	Grand totals.....	385074	1062	8256	20	100	2000	20000	2380	14280	18175	27265	120	60	

Cwt. = 100 lbs.

THE CATCH.

RETURN showing the Quantities and Values of all Fish caught and landed in a Green State in the Counties of Restigouche, Gloucester, Northumberland, Kent, Westmorland and Albert, Province of New Brunswick, during the year 1911-12—*Concluded.*

Number.	Fishing Districts.	Squid, brls.	Squid, value.	Oysters, brls.	Oysters, value.	Clams, brls.	Clams, value.	Quahaugs, brls.	Quahaugs, value.	Crabs, Cockles, and other shell fish, cwts.	Crabs, Cockles, and other shell fish, value.	Hair seal skins, number.	Hair seal skins, value.	Number.
<i>Restigouche County.</i>			\$		\$		\$		\$		\$		\$	
1	Above Dalhousie					10	20							1
2	Below Dalhousie					25	50							2
	Totals					35	70							
<i>Gloucester County.</i>														
3	Beresford, &c.	5	8			130	260					5	5	3
4	Bathurst, &c.	20	30	120	600	80	160							4
5	Caraquet, &c.	320	480	560	2800	1100	2200							5
6	Shippigan and Miscou Islands.	150	225	30	150	1400	2800					6	6	6
7	Tracadie, Inkerman, &c.	100	150	20	100	6900	12000					40	40	7
	Totals	595	893	730	3650	8710	17420					51	51	
<i>Northumberland County.</i>														
8	Neguac, &c.			3000	15000	1300	2600							8
9	Chatham, &c.			500	2500									9
10	Bay du Vin, &c.			3800	19000	100	200							10
11	Southwest and Northwest Miramichi Rivers, &c.													11
	Totals			7300	36500	1400	2800							
<i>Kent County.</i>														
12	Richibucto, &c.			181	905			175	350	110	110			12
13	Buctouche, &c.			2500	12800			5950	11900					13
14	Cocagne, &c.			1480	7400			10640	21280	3000	3000			14
	Totals			4221	21105			16765	33530	3110	3110			
<i>Westmorland County.</i>														
15	Shediac, &c.			2960	14800			5150	10300					15
16	Botsford			180	900			1340	2680					16
17	Sackville and Westmorland ..	10	15	45	225			224	448					17
18	Dorchester													18
	Totals	10	15	3185	15925			6714	13428					
19	<i>Albert County.</i>					50	100							19
	Grand totals	605	908	15436	77180	10195	20390	23479	46958	3110	3110	51	51	

Cwt. = 100 lbs.

THE CATCH MARKETED.

RETURN showing the Quantities and Values of all Fish and Fish Products Marketed in a fresh, dried, pickled, canned, &c., state, for the Counties of **Restigouche, Gloucester, Northumberland, Kent, Westmorland and Albert, Province of New Brunswick**, during the year 1911-12.

Fishing Districts.	Salmon, fresh and frozen, cwts.	Salmon, smoked, cwts.	Lobsters, canned, cases.	Lobsters, shipped in shell, cwts.	Cod, fresh, cwts.	Cod, green-salted, cwts.	Cod, dried, cwts.	Haddock, fresh, cwts.	Haddock, dried, cwts.	Hake, fresh, cwts.	Hake, dried, cwts.	Herring, fresh, cwts.	Herring, smoked, cwts.	Herring, pickled, brls.	Herring, used as bait, brls.	Herring, used as fertilizer, brls.	Mackerel, fresh, cwts.	Mackerel, salted, brls.	Shad, fresh, cwts.	Number.
<i>Restigouche County.</i>																				
1 Above Dalhousie.....	1007	350	46	94	30	18	3360	1860	680	800	45	1
2 Below Dalhousie.....	1306	45	2
Totals.....	2313	350	46	94	30	18	3360	1860	680	800	45	3
Values.....\$	41634	5600	236	188	45	18	7120	7440	1026	400	450	4
<i>Gloucester County.</i>																				
3 Beresford, &c.....	1085	256	80	350	860	3210	6	37	2000	30	4500	1200	10000	24	5
4 Bathurst, &c.....	1570	2433	120	900	2460	2420	8	130	1400	1700	2100	3000	65	6
5 Caraquet, &c.....	1315	100	900	1700	2870	15	330	1600	1000	1600	16000	4200	15000	550	200	80	7
6 Shippigan and Miscou Islands, &c.....	20	7492	800	600	1320	18700	10	340	1400	1400	11000	11000	12500	16000	420	20	8
7 Tracadie, Inkerman, &c.....	635	2282	120	500	260	10200	6	230	600	1800	1800	5600	7800	10000	520	15	140	9
Totals.....	3310	13978	500	3250	6600	63230	45	1087	3600	8200	30	32000	27800	54000	1579	235	220	10
Values.....\$	59580	223648	2500	6500	19800	316150	90	3251	10800	8200	60	130400	41700	27000	15790	2820	2200	11
<i>Northumberland County.</i>																				
8 Neguac, &c.....	320	2705	120	55	80	600	200	500	2600	2500	1000	125	12
9 Chatham, &c.....	280	120	50	430	50	16	13
10 Bay du Vin, &c.....	950	1837	120	210	1500	1800	1800	2000	900	40	100	14
11 Southwest and Northwest Miramichi Rivers, &c.....	750	100	15
Totals.....	2300	100	4542	240	385	80	600	200	2050	4830	4300	3050	1041	40	2185	16
Values.....\$	41400	2000	72672	1200	770	240	3000	600	2050	13320	6450	1525	10410	480	21850	17

THE CATCH MARKETED.
 RETURN showing the Quantities and Values of all Fish and Fish Products Marketed in a fresh, dried, pickled, canned, &c., state, for the Counties of **Restigouche, Gloucester, Northumberland, Kent, Westmorland and Albert, Province of New Brunswick**, during the year 1911-12—Continued.

Number.	Fishing Districts.	Shad, salted, brs.	Alwives, fresh, cwt.	Alwives, salted, brs.	Hallibut, fresh, cwt.	Flounders, fresh, cwt.	Smelts, fresh, cwt.	Trout, fresh, cwt.	Sturgeon, fresh, cwt.	Bass, fresh, cwt.	Eels, fresh, cwt.	Tomcod, fresh, cwt.	Mixed fish, fresh, cwt.	Squid, used as bait, brs.	Oysters, fresh, brs.	Clams, fresh, brs.	Clams, canned, cases.	Crabs, Cocksles and other shell fish, fresh, cwt.	Tongues & Souds, pick. & dried, cwt.	Hair seal skins, number.	Fish oil, gallons.	Total values, \$	Number.
<i>Restigouche County.</i>																							
1	Above Dalhousie.	120	3950	60	10	125	10	1
2	Below Dalhousie.	25	850	40	100	20	25	2
	Totals.	145	4820	100	110	145	35	
	Values.	290	48200	1000	880	290	105	114,910	
<i>Gloucester County.</i>																							
3	Beresford, &c.	120	20	40	..	10	40	150	..	5	..	130	5	260	..	3
4	Bathurst, &c.	130	960	60	..	25	45	5500	..	20	120	80	380	..	4
5	Carleton, &c.	620	120	200	..	45	180	200	..	320	560	1100	350	..	11000	..	5
6	Shippigan and Miscou Isl.	410	110	2400	10	20	60	200	..	150	30	1400	200	6	8000	..	6
7	Tracadie, Inkerman, &c.	200	1700	80	..	40	400	140	..	100	20	200	5800	..	100	40	2800	..	7
	Totals.	460	10050	210	..	200	725	6190	..	595	730	2910	5800	..	650	51	22440	..	
	Values.	920	100500	2100	..	2400	5800	12380	..	1190	4380	8730	29000	..	3250	77	6732	1,067,358	
<i>Northumberland County.</i>																							
8	Nogiac, &c.	200	6000	35	..	90	135	1720	3000	1300	160	..	8
9	Chatham, &c.	624	14300	25	..	40	20	9200	500	9
10	Bay du Vin, &c.	130	8000	20	..	50	30	190	3800	100	10
11	Southwest and Northwest Miramichi Rivers, &c.	200	120	..	810	620	320	11
	Totals.	954	28500	200	..	990	805	11430	7300	1400	160	..	
	Values.	1908	285000	2000	..	11880	6140	22850	43800	4200	48	570,754	

RECAPITULATION

Of the Quantities and Values of all Fish caught and landed in a Green State, and of the Quantities and Values of all Fish and Fish Products Marketed in a fresh, dried, pickled, canned, &c., state, for District No. 2, Province of New Brunswick, during the year 1911-12.

Kinds of Fish.	Caught and Landed in a Green State.		Marketed.		Total Marketed Value.
	Quantity.	Value.	Quantity.	Value.	
		\$		\$	\$
Salmon..... cwts.	9,144	134,160			
" used fresh and frozen..... "			8,944	160,992	
" smoked..... "			100	2,000	
					162,992
Lobsters..... "	83,343	416,715			
" canned..... cases.			37,664	602,624	
" shipped in shell..... cwts.			2,632	13,160	
					615,784
Cod..... "	180,400	270,600			
" used fresh..... "			5,189	10,378	
" shipped green-salted..... "			7,804	23,412	
" dried..... "			65,206	326,030	
					359,820
Haddock..... "	2,741	2,741			
" used fresh..... "			45	90	
" dried..... "			1,089	3,261	
					3,351
Hake and Cusk..... "	13,002	12,552			
" used fresh..... "			442	663	
" dried..... "			5,103	15,039	
					15,702
Herring..... "	552,729	331,637			
" used fresh..... "			16,078	16,078	
" smoked..... "			30,760	61,520	
" pickled..... brls.			71,610	286,440	
" used as bait..... "			62,880	94,320	
" used as fertilizer..... "			104,350	52,175	
					510,533
Mackerel..... cwts.	5,671	37,797			
" used fresh..... "			5,071	50,710	
" salted..... brls.			275	3,300	
					54,010
Shad..... cwts.	5,301	36,558			
" used fresh..... "			3,741	37,410	
" salted..... brls.			572	8,580	
					45,990
Alewives..... cwts.	17,005	10,230			
" used fresh..... "			638	638	
" salted..... brls.			7,472	22,416	
					23,054
Halibut..... cwts.	1,420	11,360	1,420		14,200
Flounders..... "	1,833	2,750	1,833		3,666
Smelts..... "	64,179	385,074	64,179		641,790
Trout..... "	1,062	8,256	1,062		10,620
Sturgeon..... "	20	100	20		100
Bass..... "	2,000	20,000	2,000		24,000
Eels..... "	2,380	14,280	2,380		19,040
Tom-cod..... "	18,175	27,265	18,175		36,350
Mixed fish..... "	120	60	120		120
Squid..... brls.	605	908	605		1,210
Oysters..... "	15,436	77,180	15,436		92,616
Clams and Quahaugs..... "	33,674	67,348			
" used fresh..... "			27,874	83,622	
" canned..... cases.			5,800	29,000	
					112,622
Crabs, Cockles and other shell fish..... cwts.	3,110	3,110	3,110		3,765
Tongues and Sounds..... "			676		3,380
Hair seal skins..... No.	51	51	51		77
Fish oil..... gals.			23,210		6,963
Totals.....		1,870,732			2,761,755

SESSIONAL PAPER No. 22

RECAPITULATION

Of the Number of Fishermen, &c., and of the Number and Value of Fishing Vessels, Boats, Nets, &c., in District No. 2, Province of New Brunswick, for the year 1911-12.

	Number.	Value.
		\$
Vessels (tonnage 3,000).....	241	120,600
Boats (sail).....	5,587	169,350
" (gasoline).....	85	26,350
Tugs, smacks, &c.....	72	28,250
Gill nets.....	56,200	360,000
Trap and Smelt nets.....	2,754	137,100
Weirs.....	8	400
Trawls.....	527	3,325
Hand lines.....	7,080	4,655
Lobster traps.....	227,880	227,880
" canneries.....	196	161,680
Clam.....	1	3,000
Freezers and Ice-houses.....	202	107,500
Smoke and Fish-houses.....	489	46,470
Piers and Wharves.....	34	15,100
		1,411,660

Number of men employed on Vessels and Tugs.....	1,212
" " " Boats.....	10,268
" persons employed in Fish-houses, Freezers, Camneries, &c.....	6,008
	17,488

DISTRICT No. 3, (Inland).
 RETURN showing the Number of Fishermen, &c., the Number and Value of Tugs, Vessels and Boats, and the Quantity and Value of all Fishing Gear and other Material used in the Fishing Industry in the Counties of **Kings, Queens, Sunbury, York, Carleton Victoria and Madawaska**, Province of **New Brunswick**, during the year 1911-12.

Fishing Districts.	Tugs and Vessels.			Boats.			Gill-Nets.		Fet Traps.		Lines.		Freezers and Ice-houses.		Smoke and Fish-houses.		Number.
	Number.	Tons.	Value.	Men.	Sail.	Value.	Gasoline.	Value.	Number.	Value.	Number.	Value.	Number.	Value.	Number.	Value.	
<i>Kings County.</i>																	
1 St. John River district.....				40	35	700			37500	50	500	50	100	10	100	1	
2 Kennebecasis River district.....				20	20	200			3000	150	1500	300	600	25	250	2	
3 Belleisle River district.....				25	20	200			750			50	75		10	100	3
Totals.....				85	75	1100			75000	200	2000	400	775	45	450		
<i>Quecas County.</i>																	
4 Northeastern district.....				111	61	700	1	250	1750			100	250			50	500
5 Southwestern district.....				200	195	1950			27000			50	100	6	60	20	200
Totals.....				311	256	2650	1	250	44500			150	350	6	60	70	700
<i>Sunbury County in all.</i>																	
	1	40	200		60	600	3	450	42000			50	100	9	135	10	100
<i>York County.</i>																	
7 St. John River district.....				85	85	800			2250			250	500				
8 St. Croix, Maguadavic and Oromocto Rivers districts.....				121	107	1625	16	7050				500	1000				
9 Southwest Miramichi River district.....				20	20	200			120			125	250				
Totals.....				226	212	2625	16	7050	2370			875	1750				
<i>Carleton County.</i>																	
10 St. John River and west.....				50	50	500			450			100	200				
11 East of St. John River.....				10	10	100						50	200				
Totals.....				60	60	600			450			150	400				

SESSIONAL PAPER No. 22

<i>Victoria County.</i>											
12	86.	John River district.....	4	60	25	250					12
13		Tobique River and Lakes.....	47	705	60	600					13
		Totals.....	51	765	85	850					
<i>Madawaska County.</i>											
14		Madawaska River and east.....			75	750					14
15		West of Madawaska River.....	5	75	26	260	25	375			15
		Totals.....	5	75	101	1010	25	375			
		Grand totals.....	520	7800	579	5790	25	375	6	60	638
											5264
											48
											180

Quantity consumed in Canada, 5,931 cwts. Quantity exported to U.S.A., 822 cwts. Cwt. = 100 lbs.

RETURN showing the Quantities and Values of all Fish caught, and marketed or consumed locally, for the Counties of Kings, Queens, Sunbury, York, Carleton, Victoria and Madawaska, Province of New Brunswick, during the year 1911-12—*Con.*

Fishing Districts.	Fels, cwts.	Fels, value.	Perch, cwts.	Perch, value.	Alwives, cwts.	Alwives, value.	Shad, cwts.	Shad, value.	Mixed fish, cwts.	Mixed fish, value.	Caviare, cwts.	Caviare, value.	Number.
<i>Kings County.</i>													
1 St. John River district.....	10	50	50	150	225	75	600	40	40	2	180	1
2 Kennebecasis River district.....	40	200	40	160	120	180	70	560	50	50	2
3 Belleisle River district.....	70	105	20	160	10	10	3
Totals.....	50	250	40	160	340	510	165	1320	100	100	2	180	6
<i>Queens County.</i>													
4 Northeastern section.....	250	375	190	1590	30	30	4
5 Southwestern section.....	900	1350	230	1840	40	40	5
Totals.....	1150	1725	420	3330	70	70	9
<i>Sunbury County in all.....</i>													
Totals.....	40	200	2200	3300	20	160	50	50	3	270	6
<i>York County.</i>													
7 St. John River district.....	20	30	40	320	5	5	7
8 St. Croix, Magagnadavic and Oromocto Rivers districts.....	4	16	50	75	10	10	8
9 Southwest Miramichi River district.....	2	2	9
Totals.....	4	16	70	105	40	320	17	17	16
<i>Carleton County.</i>													
10 St. John River and west.....	4	32	20	20	10
11 East of St. John River.....	10	16	11
Totals.....	4	32	30	30	21

RECAPITULATION

Of the Yield and Value of the Fisheries in **District No. 3**, Province of
New Brunswick, during the year 1911-12.

Quantity Consumed.		Kinds of Fish.	Quantity.	Price.	Value.
In Canada.	In U. S. A.				
				\$ cts	\$
490	30	Salmon.....* Cwts.	520	15 00	7,800
570	9	Trout....."	579	10 00	5,790
25		Whitefish....."	25	15 00	375
6		Bass....."	6	10 00	60
58	600	Pickarel....."	658	8 00	5,264
	48	Sturgeon....."	48	10 00	480
	90	Eels....."	90	5 00	450
4	40	Perch....."	44	4 00	176
3,760		Alewives....."	3,760	1 50	5,640
529		Shad (fresh)....."	529	8 00	4,232
60		" (salted)..... Brls.	60	16 00	960
372		Mixed fish..... Cwts.	372	1 00	372
	5	Caviare....."	5	90 00	450
		Total.....			32,049

* Cwt. = 100 lbs. † "Mixed Fish" includes catfish, greyling, bullheads and goldeyes.

SESSIONAL PAPER No. 22

RECAPITULATION

Of the Number of Fishermen, &c., and of the Number and Value of Vessels, Boats, Nets, &c., used in the Fisheries in **District No 3**, Province of **New Brunswick**, during the year 1911-12.

	Number.	Value.
		\$
Tugs and Smacks.....	1	200
Boats (gasoline).....	22	8,000
" (sail).....	954	9,890
Gill-nets.....	1,464	18,990
Eel traps.....	200	200
Lines.....	2,290	4,688
Freezers and Ice-houses.....	20	695
Smoke and Fish-houses.....	125	1,250
		43,913
Cottages built and owned by native and foreign sport fishermen and guides.....	47	34,850
		78,763
Number of men employed in Vessels and Tugs.....	2	
" " " Boats.....	1,150	
" " persons employed in Fish-houses, Freezers, &c. ...	40	
		1,192

RECAPITULATION

OF the Quantities and Values of all Fish caught and landed in a Green State, and of the Quantities and Values of all Fish and Fish Products Marketed in a fresh, dried, pickled, canned, &c., state, for the **Whole of New Brunswick**, during the year 1911-12.

Kinds of Fish.	Sea Fisheries.				Inland Fisheries.		Total, Both Fisheries.		Total Marketed Value.
	Caught and Landed.		Marketed.		Caught and Marketed.		Marketed.		
	Quantity.	Value.	Quantity.	Value.	Quantity.	Value.	Quantity.	Value.	
Salmon.....cwts.	12,497	184,455							
" used fresh....."			12,297	211,287	520	7,800	12,817	219,087	
" smoked....."			100	2,000			100	2,000	221,097
Lobsters....."	91,882	544,800							
" canned.....cases			37,664	602,624			37,664	602,624	
" shipped in shell.....cwts.			11,171	141,245			11,171	141,245	743,860
Cod....."	198,560	298,525							
" used fresh....."			16,869	21,738			16,869	21,738	
" green-salted....."			10,114	30,342			10,114	30,342	
" dried....."			67,832	340,473			67,832	340,473	392,553
Haddock....."	13,123	25,210							
" used fresh....."			8,127	20,295			8,127	20,295	
" smoked (finnans)....."			1,030	10,020			1,030	10,020	
" dried....."			1,179	3,531			1,179	3,531	33,846
Hake....."	92,414	72,111							
" used fresh....."			2,534	2,232			2,534	2,232	
" dried....."			31,468	94,134			31,468	94,134	96,366
Pollock....."	58,210	58,210							
" used fresh....."			6,210	6,210			6,210	6,210	
" dried....."			17,320	60,620			17,320	60,620	66,830
Herring....."	743,389	522,297							
" used fresh....."			29,138	29,138			29,138	29,138	
" smoked....."			104,922	304,364			106,922	304,364	
" pickled.....brls.			73,655	296,665			73,655	296,665	
" used as bait....."			72,920	114,400			72,920	114,400	
" used as fertilizer....."			104,350	52,175			104,350	52,175	796,742
Mackerel.....cwts.	5,671	37,797							
" used fresh....."			5,071	50,710			5,071	50,710	
" salted.....brls.			275	3,300			275	3,300	54,010
Shad.....cwts.	7,011	45,018							
" used fresh....."			4,551	42,270	529	4,232	5,080	46,502	
" salted.....brls.			872	13,080	60	960	932	14,040	60,542
Alewives.....cwts.	47,005	55,730							
" used fresh....."			9,638	18,638	3,700	5,640	13,338	24,278	
" salted.....brls.			14,472	37,416			14,472	57,416	81,694

SESSIONAL PAPER No. 22

RECAPITULATION

OF the Quantities and Values of all Fish caught and landed in a Green State, and of the Quantities and Values of all Fish and Fish Products Marketed in a fresh, dried, pickled, canned, &c., state, for the Whole of New Brunswick, during the year 1911-12.

Kinds of Fish.	Sea Fisheries.				Inland Fisheries.		Total Both Fisheries.		Total Marketed Value.
	Caught and Landed.		Marketed.		Caught and Marketed.		Marketed.		
	Quantity.	Value.	Quantity.	Value.	Quantity.	Value.	Quantity.	Value.	
	\$	\$	\$	\$	\$	\$	\$	\$	
Sardines.....cwts.	403,103	806,200							
" canned.....cases			93,565	467,825			93,565	467,825	
" sold fresh or salted.....brls.			384,363	768,726			384,363	768,726	
Halibut.....cwts.	1,580	12,960	1,580	15,800			1,580		1,236,551
Flounders....."	1,860	2,781	1,860	3,720			1,860		15,800
Smelts....."	64,444	387,724	64,444	644,440			64,444		3,720
Trout....."	1,062	8,256	1,062	10,620	579	5,790	1,641		644,440
Whitefish....."					25	375	25		16,410
Sturgeon....."	20	100	20	100	48	480	68		375
Pickarel....."					658	5,264	658		580
Bass....."	2,000	20,000	2,000	24,000	6	60	2,006		5,264
Eels....."	2,630	15,780	2,630	20,540	90	450	2,720		24,000
Perch....."					44	176	44		20,990
Tom Cod....."	18,175	27,265	18,175	36,350			18,175		176
Oysters.....brls.	15,436	77,180	15,436	92,616			15,436		36,350
Clams....."	59,974	93,648					16,700		92,616
" used fresh....."			43,274	114,422			43,274	114,422	
" canned.....cases			16,700	81,320			16,700	81,320	
Squid (bait fish).....brls.	1,290	3,648	1,290	3,950			1,290		195,742
Mixed fish.....cwts.	520	460	520	520	372	372	892		3,950
Tongues and Sounds....."			941	11,330			941		892
Caviare (Sturgeon roe)....."					5	450	5		11,330
Dulse, Cockles and other shell fish....."	5,864	6,800	4,444	9,585			4,444		450
Hair seal skins.....No.	51	51	51	77			51		9,585
Fish oil.....gals.			64,200	19,260			64,200		77
Totals.....		3,307,912		4,854,108		32,949			19,260
									4,886,157

* The dulse included is dried.

3 GEORGE V., A. 1913

RECAPITULATION.

Of the Number of Fishermen, &c, and of the Number and Value of Fishing Vessels, Boats, Nets, &c., in the **Whole of New Brunswick**, for the year 1911-12.

	Sea Fisheries.		Inland Fisheries.		Total, Both Fisheries.	
	Number.	Value.	Number.	Value.	Number.	Value.
		\$		\$		\$
Vessels (tonnage 4711).....	344	186,450			344	186,450
Boats (gasoline).....	766	198,775	22	8,000	788	206,775
" (sail).....	6,630	207,690	954	5,890	7,584	217,580
Tugs and Smacks.....	72	28,250	1	200	73	28,450
Gill nets.....	57,652	391,290	1,461	18,990	59,116	413,280
Dip nets.....	957	3,400			957	3,400
Seines.....	535	47,356			535	47,356
Trap and Smelt nets.....	2,795	137,870			2,795	137,870
Scows and Pile-drivers.....	500	17,600			500	17,600
Weirs.....	495	336,700			495	336,700
Eel traps.....			200	200	200	200
Trawls.....	872	11,840			872	11,840
Hand lines.....	9,640	6,735	2,290	4,688	11,930	11,423
Lobster canneries.....	200	170,180			200	170,180
Lobster traps.....	253,400	253,032			253,400	253,032
Sardine canneries.....	6	104,000			6	104,000
Clam.....	10	19,200			10	19,200
Freezers and Ice-houses.....	222	211,800	20	695	242	212,495
Smoke and Fish-houses.....	1,361	328,870	125	1,250	1,486	330,120
Piers and Wharves.....	327	152,000			327	152,000
Fishing huts and Cottages.....			47	34,850	47	34,850
Totals.....		2,816,032		78,763		2,894,795

	Sea Fisheries.	Inland Fisheries.	Totals.
Number of men on Vessels and Tugs.....	1,544	2	1,546
" " Boats.....	12,543	1,150	13,693
" persons in Fish-houses, Freezers, &c....	6,878	40	6,918
	20,965	1,192	22,157

APPENDIX No. 5.**PRINCE EDWARD ISLAND.****REPORT ON THE FISHERIES OF THE PROVINCE.**

To the Superintendent of Fisheries,
Ottawa.

SIR,—I have the honour to submit my annual report on the fisheries of the province of Prince Edward Island for the year 1911-12; together with statistics showing the catch in detail in each county and locality. I am pleased to report an increase of \$42,688.

LOBSTERS.

I have to report an increase of \$189,500 in the value of lobsters packed and shipped in the shell during the season. Throughout the season the weather was exceptionally favourable, and no loss of gear was sustained by fishermen. The prices received were the highest yet paid. Lobster values are advancing each year, and the season was one of the most profitable to the fishermen.

OYSTERS.

The oyster fishery showed a decrease last year, principally owing to rough weather; but for the quantity taken good prices were received by the fishermen. The fishermen report the beds well stocked with small oysters. I am pleased to learn that the department intends importing some oysters from the United States for the purpose of ascertaining whether they can propagate in our waters, as it will be of great benefit to those who may engage in the culture of oysters in this province.

COD.

I have to report a decrease of \$34,701 in the value of this fishery. Each year, however, fishermen give considerable time to codfishing and are amply rewarded by the high prices received.

HAKE.

The hake fishing shows a decrease from last year of 3,900 cwts. in a dried product. This decline is principally due to stormy weather prevailing; but prices were much higher than in former seasons.

3 GEORGE V., A. 1913

HERRING.

Spring herring were as plentiful as ever; but the ice, remaining on the coast, prevented fishermen from using their nets. By the time the ice moved off the coast, the schools of herring had also passed away, and in consequence the catch shows a considerable decrease.

MACKEREL.

A decrease from the previous season is shown in this fishery. Very few mackerel visited our coast for some years, but the few that have done so were large in size and brought good prices. 'Tinker' mackerel were more in evidence in the bays and harbours than they have been for some years. This may foretell the return of larger fish in larger numbers.

SMELTS.

There has been a considerable falling off in this fishery, I may say a partial failure. The fish were as plentiful as ever at the opening of the season and before the making of the ice, which is necessary for the use of bagnets; but a heavy north-east storm prevailed for several days, and the fishermen say that the fish were driven out of the river to the Atlantic and did not return; whatever the cause was, very few were taken afterwards.

QUAHAUGS.

The fishery shows a large decrease from last season in the quantity taken. The quahaugs are getting scarce and are being fished out. Fishermen can scarcely make a fair day's wage at the work. Our American neighbours are importing quahaugs from this province, and use large quantities for the purpose of cultivation in their own waters; and I would suggest that some of the quahaug shippers or fishermen take up this industry, as our public beds are becoming depleted, and plant some of our barren bottoms, which no doubt in a very few years would become quite prolific.

SYNOPSIS OF REPORT FROM OVERSEER MacCORMACK, OF KINGS COUNTY.

MACKEREL,

Nearly all of which were taken in nets, show an increase of 640 cwts.

SMELTS.

There was a decrease of fifty per cent in the catch of this fishery, mostly due to weather conditions, at the first of the season there being no ice, and later severe cold and very thick ice.

Close seasons were well observed by both lobster fishermen and packers. There were some reports of illegal packing from the southern part of the county; but I was unable to get facts to justify my taking proceedings against any party.

I would respectfully call the attention of the department to the necessity for some regulations *re* packing of clams. There are a number of persons packing them.

SESSIONAL PAPER No. 22

and it is hard to locate them all. I know I am right in saying that this has largely led to illegal lobster packing.

Overseer Gallant reports as follows:—

‘Herring were taken on the coast about April 24. Although the herring came early, the catch was a good deal below the average of the last two seasons.

‘First lobsters were packed about the first of May on the west shore. On the north side lobsters were somewhat better than last year.

‘Codfish were very plentiful. They struck in early, in fact before the fishermen were ready with their trawls.

‘Mackerel were not so plentiful as in the previous year; but prices were much higher. The weather was fair during the season, and no loss of life or property occurred in my district.’

I have the honour to be sir,
Your obedient servant,

J. A. MATHESON,
Inspector of Fisheries.

3 GEORGE V., A. 1913

RETURN showing the Number of Fishermen, &c., the Number and Value of Vessels
Fishing Industry in the County of **Kings**, Province of

Number.	Fishing Districts.	Fishing Vessels, Boats, Tugs, &c.											Gill Nets.		Trap Nets.		
		Vessels.			Boats.				Tugs, Smacks, &c.			Number.	Value.	Number.	Value.		
		Number.	Tons.	Value.	Men.	Sail.	Value.	Gasoline.	Value.	Men.	Number.					Value.	Men.
	<i>Kings County.</i>			§		§		§		§			§		§		
1	Souris and Red Point....	2	39	1200	7	60	1000	20	3000	160	2	500	4	200	1600	1	500
2	Bay Fortune					20	300	2	300	40				50	400		
3	Annandale					70	1600	3	450	116	2	400	4	120	1000		
4	Georgetown	3	46	1500	10	80	2000	6	1000	120	2	500	4	250	2000		
5	Murray Harbour North....					114	3000	4	800	180				300	2500		
6	Murray Harbour South....	11	276	6000	50	24	500	21	4000	70	5	2500	15	250	2000		
7	Morell and St. Peters....					40	1500	16	3500	110				300	3000		
8	Naufrage					36	1000	1	150	70				100	800		
9	North Lake					34	500	3	450	60				100	800		
10	East Lake					20	400	2	300	30				50	400		
	Totals	16	361	8700	67	498	11800	78	13950	956	11	3900	27	1720	14500	1	500

SESSIONAL PAPER No. 22

and Boats, and the Quantity and Value of all Fishing Gear, &c., used in the Prince Edward Island, during the Year 1911-12.

Fishing Gear.						Canneries.				Other Material.				Persons employed in Canneries, Freezers and Fish-houses.	Number.				
Smelt Nets.		Trawls.		Hand Lines.		Lobster Traps.		Lobster Canneries.		Clam Canneries.		Freezers and Ice-houses.				Smoke and Fish-houses.		Piers and Wharves.	
Number.	Value.	Number.	Value.	Number.	Value.	Number.	Value.	Number.	Value.	Number.	Value.	Number.	Value.			Number.	Value.	Number.	Value.
¢	¢	¢	¢	¢	¢	¢	¢	¢	¢	¢	¢	¢	¢			¢	¢	¢	¢
60	180	150	1200	100	100	6500	4500	4	2500	1	1000	4	200	1	500	100	1
6	130	5	40	50	50	4700	3500	2	2000	4	100	1	50	32	2
.....	10	80	150	150	15000	9500	5	6500	1	50	2	50	2	500	90	3
23	150	25	200	150	150	10000	7500	3	5500	3	150	6	300	1	500	70	4
10	30	10	80	100	100	28000	19000	11	9000	4	300	8	250	130	5
.....	200	1600	200	200	11400	7300	4	5000	12	500	1	500	100	6
70	320	150	1200	120	120	17800	10700	7	6500	10	200	1	200	140	7
10	30	50	50	11000	8500	5	6000	6	120	105	8
20	60	10	80	50	50	9400	7500	6	5000	5	100	94	9
40	120	40	320	40	40	3600	2500	2	3000	6	120	40	10
239	1070	600	1800	1010	1010	138000	80500	49	51000	8	500	1	1000	63	1940	7	2250	901	

3 GEORGE V., A. 1913

RETURN showing the Number of Fishermen, &c, the Number and Value of Vessels
Fishing Industry in the County of **Queens**, Province of **Prince**

Number.	Fishing Districts.	Fishing Vessels, Boats, Tugs, &c.									Fishing				
		Vessels.			Boats.					Gill Nets.		Seines.		Smelt Nets.	
		Number.	Tons.	Value.	Men.	Sail.	Value.	Gasoline.	Value.	Men.	Number.	Value.	Number.	Value.	Number.
	<i>Queens County.</i>			\$			\$	\$			\$	\$		\$	
1	Tracadie	1	20	600	5	58	2960	10	3500	156	450	2250	38	1710
2	New London.....	7	105	2600	26	39	1890	9	3150	108	130	650	25	1000
3	Point Prim.....	60	3000	6	2100	116	25	125	24	480
4	Rustico.....	1	22	600	6	75	3750	10	3500	190	200	1000	3 900	40	800
5	Wheatley River.....	6	300	1	400	15	30	150	10	400
6	Pownal.....	15	750	3	1500	30	8	40	4	160
7	Charlottetown.....	30	1500	5	1750	60	10	50	12	360
8	Crapaud.....	25	1250	3	1050	50	100	500	7	280
9	Lot 65.....	50	2000	4	1400	110	20	600
10	Bays aud rivers.....	42	1680	63
	Totals.....	9	147	3800	37	400	19080	51	18350	900	953	4765	3 900	180	5790

SESSIONAL PAPER No. 22

and Boats, and the Quantity and Value of all Fishing Gear, &c., used in the **Edward Island**, during the year 1911-12.

Gear.				Canneries.				Other Material.				Persons employed in Canneries, Freezers and Fish-houses.	Number.		
Trawls.		Hand Lines.		Lobster Traps.		Lobster Canneries.		Freezers and Ice houses.		Smoke and Fish-houses.				Piers and Wharves.	
Number.	Value.	Number.	Value.	Number.	Value.	Number.	Value.	Number.	Value.	Number.	Value.			Number.	Value.
	\$		\$		\$		\$		\$		\$		\$		
55	360	250	125	17570	12925	7	8650			5	1000	12	1800	130	1
15	150	225	112	10350	8240	7	2500			3	330	8	600	69	2
		35	17	16620	10125	22	5025			12	300	15	450	88	3
		450	225	15700	14000	4	9000	1	1000	15	1500	20	2000	116	4
		60	30							2	200	2	200		5
				2500	1500	1	450			1	100	1	50	11	6
		100	50												7
		95	47	4620	2650	6	2050					8	170	28	8
		90	45	14780	11400	6	8400					5	1160	77	9
		100	50												10
70	510	1405	701	82140	60840	53	36075	1	1000	28	3430	71	6380	519	

3 GEORGE V., A. 1913

RETURN showing the Number of Fishermen, &c., the Number and Value of Vessels
Fishing Industry in the County of Prince, Province of Prince Edward

Number	Fishing Districts.	Fishing Vessels, Boats, Tugs, &c.									Fishing				
		Vessels.				Boats.					Tugs, Smacks, &c.			Gill Nets.	
		No.	Tons.	Value.	Men.	Sail.	Value.	Gasoline.	Value.	Men.	No.	Value.	Men.	No.	Value.
	<i>Prince County.</i>			\$				\$		\$			\$		
1	Tignish.....					62	3720	20	3000	160	1	400	2	80	500
2	Nail Pond.....					21	1260	4	600	45				20	125
3	Skinner's Pond.....					39	2340	6	900	90				45	270
4	Miminigash.....	1	10	400	5	40	2400	6	900	88				43	238
5	Alberton.....	1	60	900	9	28	1680	4	600	60				32	192
6	Roxberry, Lot 6.....	1	10	400	4	14	840	2	300	30				20	120
7	Brae.....					12	720	4	600	28				18	108
8	West Point.....					14	840	5	750	38				25	150
9	Narrows, Lot 11.....					17	1200	2	490	20				55	330
10	Ellerslie, Lot 12.....					23	1150	3	1700	50				105	630
11	Bideford.....					39	685	3	450	43				80	240
12	Wellington.....					50	750			60				20	80
13	Grand River.....					75	1125			75				24	72
14	Malpeque.....	3	50	1000	11	42	1470	16	3080	78				170	1510
15	Richmond Bay.....					18	900	6	950	30				30	90
16	Fifteen Point.....					52	2820	39	8535	174				372	1196
17	Travellers' Rest.....					14	840	4	1800	22				60	180
18	Summerside.....					1	50	2	780	6				8	32
19	Carleton.....					8	525	7	1600	21				50	232
20	Tryon.....					9	850	21	3200	60				103	500
	Totals.....	6	130	2700	29	578	25665	154	30235	1188	1	400	2	1360	6487

SESSIONAL PAPER No. 22

and Boats, and the Quantity and Value of all Fishing Gear, &c., used in the Island, during the Year 1911-12.

Gear.												Canneries.		Other Material.						
Seines.		Trap Nets.		Smelt Nets.		Trawls.		Hand Lines.		Lobster Traps.		Lobster Canneries.		Frz'rs & Ice-houses.	Smoke & Fish-houses.	Piers and Wharves.	Persons employed in Canneries, Frz'rs and Fish-houses.	Number.		
No.	Value.	No.	Value.	No.	Value.	No.	Value.	No.	Value.	No.	Value.	No.	Value.	No.	Value.	No.			Value.	
§	§	§	§	§	§	§	§	§	§	§	§	§	§	§	§	§	§	§		
1	500	8	24	50	250	100	50	18000	14400	9	9000	1	500	9	900	1	30000	350	1	
				30	150	5	2	4000	3200	1	1000			2	200			20	2	
				100	500	114	57	9000	7200	4	4000	1	500	4	400			150	3	
				110	550	90	45	10000	8000	5	5000	1	500	5	500	1	12000	145	4	
1	500	200	600	70	350	50	25	8000	6400	5	5000			5	500			80	5	
		50	150	6	30	10	5	3500	2800	2	2000			2	200			20	6	
								3400	2720	4	4000			4	400	1	5000	20	7	
						6	3	4000	3680	5	5000			5	500			40	8	
								6100	3650	4	3200							35	9	
		3	90					5500	2750	3	1200							45	10	
		5	175			50	25	1750	1750	2	1600							14	11	
								12050	8370	2	2000							22	12	
		2	70					1500	1124					4	80	1	5000	4	13	
						50	25	5750	2400	4	3200			7	150			75	14	
								6000	1000	4	1700							55	15	
		2	50					23000	6400	15	6250							103	16	
		5	125					2500	1200	1	1000							15	17	
		10	200					775	598	1	600			1	40			8	18	
		7	175					4375	2060	4	1800							16	19	
		9	225					8500	3450	8	4100							45	20	
1	500	1	500	305	1964	366	1830	475	237	139200	93152	83	61650	3	1500	48	3870	4	52000	1262

3 GEORGE V., A. 1913

THE

RETURN showing the Quantities and Values of all Fish caught and landed in a Green year

Number	Fishing Districts.	Salmon, cwts.	Salmon, value.	Lobsters, cwts.	Lobsters, value.	Cod, cwts.	Cod, value.	Haddock, cwts.	Haddock, value.	Hake and Cusk, cwts.	Hake and Cusk, val.	Herring, cwts.
			%		%		%		%		%	
1	Sou is and Red Point.....			2100	6825	3434	3434	330	264	4920	4920	2400
2	Bay Fortune.....			1652	5369	700	700	30	24	425	425	1220
3	Annandale.....			4410	14332	480	480	100	80	330	330	1440
4	Georgetown.....			3913	12719	624	624	250	200	250	250	2110
5	Murray Harbour North.....			6598	21443	1172	1172	20	16	210	210	2270
6	Murray Harbour South.....			2468	8021	4850	4850	90	72	6195	6195	6200
7	Morell and St. Peter's.....	48	384	7450	24212	4600	4600	130	104	465	465	1660
8	Naufrage.....			4653	15122	460	460	40	32	150	150	1250
9	North Lake.....			4459	14492	640	640	20	16	174	174	1200
10	East Lake.....			1437	4988	1040	1040	160	128	900	900	350
	Totals.....	48	384	39200	127523	18000	18000	1170	936	14019	14019	20100

Cwt. =100 lbs.

N. B.—In some cases totals are given without items,

SESSIONAL PAPER No. 22

CATCH.

State in the County of Kings, Province of Prince Edward Island, during the 1911-12.

Herring, value.	Mackerel, cwts.	Mackerel, value.	Alewives, cwts.	Alewives, value.	Smelts, cwts.	Smelts, value.	Trout, cwts.	Trout, value.	Eels, cwts.	Eels, value.	Toucod, cwts.	Toucod, value.	Mixed fish, cwts.	Mixed fish, value.	Squid, brls.	Squid, value.	Clams, brls.	Clams, value.	Quahaugs, brls.	Quahaugs, value.	Number.
¢	¢	¢	¢	¢	¢	¢	¢	¢	¢	¢	¢	¢	¢	¢	¢	¢	¢	¢	¢	¢	¢
1200	306	1836			60	300	10	80	20	100			40	26			250	625			1
610	23	138			100	500	10	80	5	25			10	5			16	40			2
720	6	36			10	50	10	80	5	25			29	10			40	100			3
1055	27	162			40	200	5	40	20	100			60	30			100	250			4
1135	4	24			150	750	5	40	19	50			60	30			380	950	80	200	5
3100					200	1000	15	120	5	25			100	50			100	250			6
839	763	4578	40	40	225	1125	15	120	150	750			40	20			50	125			7
625					25	125	4	32													8
600					50	250	10	80													9
175	57	342					5	40	10	50											10
10050	1186	7116	40	40	860	4300	89	712	925	1125	50	70	350	165	190	285	936	2340	80	200	

because the correct figures for each locality were not available.

THE CATCH MARKETED.

RETURN showing the Quantities and Values of all Fish and Fish Products Marketed in a fresh, dried, pickled, canned, &c., state, for the County of Kings, Province of Prince Edward Island, during the year 1911-12.

Number.	Fishing Districts.										Number.				
	Salmon, fresh and frozen, cwts.	Salmon, canned, cases.	Lobsters, canned, cases.	Cod, fresh, cwts.	Cod, shipped green-salted, cwts.	Cod, dried, cwts.	Haddock, fresh, cwts.	Haddock, dried, cwts.	Hake, dried, cwts.	Herring, fresh, cwts.		Herring, pickled, lbs.	Herring, used as bait, lbs.	Mackerel, fresh, cwts.	Mackerel, salted, lbs.
<i>Kings County.</i>															
1			913	60	150	985	21	100	1060	50	100	1025	216	30	1
2			751	10	50	200	30		146	40	60	500	8	6	2
3			2007	20	60	115	40	20	120	60	50	610	6	2	3
4			1779	50	62	150	50	66	85	50	20	1000	2	8	4
5			2860	100	146	260	20		70	20	20	1100	4		5
6			1073	200	300	1400	20	23	2035	30	120	2300			6
7	40	10	3522	50	100	4480	40	30	155	60	100	650	583	60	7
8			2115	20	100	30	10	10	50	50		600			8
9			1991	20	56	175	5	5	60	40		580			9
10			651	10	40	320	5	52	320			175	12	15	10
			Totals	40	10	17662	540	1058	4731	400	470	9140	831	119	
			Rates	10	12	16	2	3	3.50	1.50	5	1.50	10	1.5	
			Values	400	120	282592	1080	3174	16558	600	2350	13740	8310	1785	

SESSIONAL PAPER No. 22

RETURNS showing the Quantities and Values of all Fish and Fish Products Marketed in a fresh, dried, pickled, canned, &c., state, for the County of **Kings**, Province of **Prince Edward Island**, during the year 1911-12—*Continued.*

THE CATCH MARKETED.

Number.	Fishing Districts.	Alwates, salted, brls.	Smelts, fresh, cwts.	Trout, fresh, cwts.	Fls, fresh, cwts.	Tom-cod, fresh, cwts.	Mixed hsh, fresh, cwts.	Squid, used as bait, brls.	Clams and Quahags, fresh, brls.	Clams and Quahags, canned, cases.	Tongues and Souds, pickled and dried, cwts.	Fresh oil, gals.	Number.
<i>Kings County.</i>													
1	Somris and Red Point		60	10	20		40		250		15	500	4
2	Bay Fortune		100	10	5		10		16		4	100	2
3	Amundak		10	10	5		20		40		1	50	3
4	Georgetown		10	5	20		60		10	100		50	4
5	Murray Harbour North		150	5	10		60		50	110		50	7
6	Murray Harbour South		200	5	10		100		100	110		1000	6
7	Morell and St. Peter's	11	225	15	150		40		95		6	200	2
8	Nauffrage		25	4									2
9	North Lake		50	10									9
10	East Lake			5	10								0
	Totals	14	860	80	225	50	330	190	516	510	43	2000	
	Rates	3	7	10	10	2	1	2	1	4	30	30	
	Values	6	6020	800	2250	100	330	380	2061	2010	1290	600	
	Total value												\$373,841

N. B. In some cases totals are given without items, because the figures for each locality were not available.

THE CATCH.

RETURN showing the Quantities and Values of all Fish caught and landed in a Green State in the County of Queens, Province of Prince Edward Island, during the year 1911-12.

Fishing Districts.	Salmon, cwts.	Salmon, value.	LoBSTERS, cwts.	LoBSTERS, value.	COD, cwts.	COD, value.	Haddock, cwts.	Haddock, value.	Hake and Gusk, cwts.	Hake and Gusk, value.	Herring, cwts.	Herring, value.	Mackerel, cwts.	Mackerel, value.	AlEWIVES, cwts.	AlEWIVES, value.	Number.
<i>Queens County.</i>																	
1 Tracadie.....	13	104	6385	25340	8017	12025	2269	2269	67	67	2619	1310	667	3335	375	188	1
2 New London.....			3754	15016	2026	3039	81	65	38	2178	1089	546	2730				2
3 Point Prim.....			4430	17720	505	757	17	17	29	2423	1211	14	70				3
4 Rustico.....			5614	22456	10136	15204	4863	4863	422	422	2942	1471	1153	5765			4
5 Wheatley River.....					1210	1815					32	16					5
6 Pownal.....			800	3200							295	145					6
7 Charlottetown.....			354	1770													7
8 Crapaud.....			860	3440							1597	799					8
9 Lot 65.....			3910	15640	2020	3030					1804	902					9
10 Bays and rivers.....																	10
Totals.....	13	104	20657	104582	23914	35870	7230	7214	556	556	13890	6943	2380	11900	375	188	

SESSIONAL PAPER No. 22

THE CATCH.
 RETURN showing the Quantity and Value of all Fish caught and landed in a Green State in the County of Queens, Province of Prince Edward Island, during the year 1911-12—Continued.

Number.	Fishing Districts.	Smelts, cwts.	Smelts, value.	Trout, cwts.	Trout, value.	Eels, cwts.	Eels, value.	Mixed fish, cwts.	Mixed fish, value.	Squid, lbs.	Squid, value.	Oysters, lbs.	Oysters, value.	Crabwags, lbs.	Crabwags, value.	Number.
<i>Queens County.</i>																
1	Tracadie.....	627	3808	20	160	60	77	38	38	50	75	1737	8685	110	220	1
2	New London.....	160	400	10	80	55	55	28	45	225	6	225	6	12	12	2
3	Point Prim.....	23	116	50	25	381	2
4	Rustico.....	98	392	60	100	100	110	165	1905	3
5	Whitely River.....	60	240	1
6	Poswald.....	12	48	10	4	145	725	116	5
7	Charlottetown.....	58	232	45	35	175	6
8	Crapaud.....	63	252	34	170	12	24	7
9	Lot 65.....	145	580	817	4235	11	28	8
10	Bays and rivers.....	133	532	44	220	6	76	380	16	9
Totals.....		1625	6600	30	240	77	385	404	202	160	240	3300	16300	225	450	450

THE CATCH MARKETED

RETURN showing the Quantities and Values of all Fish and Fish Products Marketed in a fresh, dried, pickled, canned, &c., state, for the County of Queens, Province of Prince Edward Island, during the year 1911-12.

Number.	Fishing Districts.	Salmon, fresh and frozen, cwt.	Salmon, canned, cases.	Lobsters, canned, cases.	Lobsters, shipped in shell, cwt.	Cod, fresh, cwt.	Cod, shipped green-salt, cwt.	Cod, dried, cwt.	Haddock, fresh, cwt.	Haddock, dried, cwt.	Hake and Cusk, dried, cwt.	Herring, fresh, cwt.	Herring, pickled, lbs.	Number.
<i>Queens County.</i>														
1	Tracadie.....	6	8	3123	89	2917	1500	1000	2269	23	33	62	1
2	New London.....	1877	35	496	333	21	20	13	425	113	2
3	Point Prim.....	2215	49	33	90	2	5	10	616	119	3
4	Rustico.....	2762	90	1224	2296	1440	4863	140	502	208	4
5	Wheatley River.....	111	100	300	5
6	Pownal.....	400	354	6
7	Charlottetown.....	430	7
8	Chapaud.....	1911	88	646	458	139	150	8
9	Lot 65.....	54	50	9
10	Bays and Rivers.....	10
	Totals.....	6	8	12718	621	4082	4485	3621	7155	25	186	1769	702	
	Rates.....	10	12	16	7	2	3	5	1.50	3	3.50	1.50	5	
	Values.....	60	96	203488	4347	8164	13455	18105	10732	75	651	2453	3510	

SESSIONAL PAPER No. 22

THE CATCH MARKETED.

RETURN showing the Quantities and Values of all Fish and Fish Products Marketed in a fresh, dried, pickled, canned, &c., state, for the County of Queens, Province of Prince Edward Island, during the year 1911-12.

Number.	Fishing Districts.	Herring, used as bait, brls.	Mackerel, fresh, cwt.	Mackerel, salted, brls.	Alwives, fresh, cwt.	Alwives, salted, brls.	Smelts, fresh, cwt.	Trout, fresh, cwt.	Eels, fresh, cwt.	Mixed Fish, fresh, cwt.	Squid, used as bait, fresh, brls.	Oysters, fresh, brls.	Clams & Quahaugs, fresh, brls.	Tongues & Sounds, pickled and dried, cwt.	Fish Oil, gallons.	Number.
<i>Queens County.</i>																
1	Tracadie.....	1200	157	170	75	100	927	20	12	77	50	1737	110	1250	1
2	New London.....	707	147	133	100	10	55	45	6	400	2
3	Point Prince.....	725	14	29	50	381	3
4	Rustico.....	908	256	300	98	12	200	110	145	58	5	1000	4
5	Wheatley River.....	16	60	10	35	50	5
6	Pownal.....	148	12	9	34	6
7	Charlottetown.....	58	7
8	Charpaud.....	501	63	87	11	8
9	Loe 65.....	800	143	12	76	8	9
10	Bays and Rivers.....	133	41	17	10
Totals.....		5009	574	603	75	100	1625	30	77	401	160	3300	225	5	3300
Rates.....		1.50	10	15	1	3	7	10	10	1	2	7	4	31
Values.....		7513	5740	9045	75	300	11375	300	770	404	320	23100	900	150	990
Total Value.....															8326,318	

THE CATCH.

RETURN showing the Quantities and Values of all Fish caught and landed in a Green State in the County of Prince, Province of Prince Edward Island, during the year 1911-12.

Number	Fishing Districts.	Prince County.	Loobers, cwts.	Loobers, value.	Cod, cwts.	Cod, value.	Haddock, cwts.	Haddock, value.	Hake and Cusk, cwts.	Hake and Cusk, value.	Herring, cwts.	Herring, value.	Mackerel, cwts.	Mackerel, value.	Hallbut, cwts.	Hallbut, value.	Smelts, cwts.	Smelts, value.	Trout, cwts.	Trout, value.	Pels, cwts.	Pels, value.	Squid, cwts.	Squid, value.	Oysters, brls.	Oysters, value.	Clams, brls.	Clams, value.	Quahags, brls.	Quahags, value.	Number.	
1	Tignish	1000			1500	206	200	600	600	5500	3500	200	1300	10	50					210	210	3	5							1		
2	Nail Pond	1500			2250	200	200	300	300	2700	1350	220	1320	4	20																2	
3	Skimmer's Pond	1850			2775	175	600	600	3200	1600	1600	240	1440	3	15					315	315	4	6				5.10			3		
4	Mimungash	1250			1825	50	50	200	200	2400	1200	200	1200	5	25					420	420	1	1	200	1000	10.20				4		
5	Alberton	750			1125	100	100	250	250	3600	1800	280	1680	2	10					150	150	2	2	1500	8000	3	6			5		
6	Roxbury, Lot 6	200			300	25	25	75	75	1200	600	40	240	1	5					15	15	1	5							6		
7	Brae	100			150					1200	600									8.40	8.40									7		
8	West Point	160			240					720	360														145	725					8	
9	Narrows, Lot 11	180			283					1732	866														420	2100					9	
10	Elderslie, Lot 12									614	397														1110	5550	2250				10	
11	Bickford									3038	1519															800	4000					11
12	Wellington									86	43														453	2265					12	
13	Grand River									367.2	1836	259	1295												407	2035	2820				13	
14	Malpeque									3006	1503															160	800	1754				14
15	Richmond Bay									8078	4039																					15
16	Fifteen Point									654	327																					16
17	Traveller's Rest									158	79																					17
18	Summer side									972	486																					18
19	Carleton									2658	1329																					19
20	Tryon																															20
	Totals	52833	256088	7739	11558	750	750	2025	2025	45188	23344	1439	8375	25	125	3203	12752	19.95	5.25	13	19	5535	27675	18	36	6824	13648					

N. B.—In some cases totals are given without items, because the figures for each locality were not available.

SESSIONAL PAPER No. 22

RETURN showing the Quantities and Values of all Fish and Fish Products Marketed in a fresh, dried, pickled, canned, &c., state, for the County of Prince, Province of Prince Edward Island, during the year 1911-12.

Number.	Fishing Districts.	Prince County.	Lobsters, canned cases.	Lobster, shipped in shell, cwt.	Cod, fresh, cwt.	Cod, green-salted, cwt.	Cod, dried, cwt.	Haddock, fresh, cwt.	Haddock, dried, cwt.	Hake, and Gusk, dried, cwt.	Herring, fresh, cwt.	Herring, pickled, brts.	Herring used as bait, brts.	Mackerel, fresh, cwt.	Mackerel, salted, brts.	Halibut, fresh, cwt.	Smelts, fresh, cwt.	Trout, fresh, cwt.	Eels, fresh, cwt.	Squid, used as bait, brts.	Oysters, fresh, brts.	Clams, fresh, brts.	Tongues, fresh, cwt.	Fish oil, gallons.	Number.	
1	Tignish				50	75	267	75	290		400	566	1700	60	46	10				3				121	400	1
2	Nail Pond				40	130	400	50	50	100	300	100	1050	10	70	4				3				6	275	2
3	Skinner's Pond				50	150	500	25	50	200	500	100	1200	40	67	3				1				12	430	3
4	Minningash				550	200	100	11	13	67	700	50	775	50	50	3			3		3	5		6	360	1
5	Alberton				30	50	200	10	20	83	200	333	1200	40	80	1			1		1	2000	10	5	350	5
6	Roxbury Lot 6				30	50	43	10	5	55	200	100	350	10	10	1			1		1	1600	3	1	125	6
7	Brac										200	50	125						2						2	1
8	West Pond				10	10	23												2						2	1
9	Narrows, Lot 11				10	30	20					5	350						2						2	1
10	Elleslie, Lot 12				50	35	25				32		850						2						2	1
11	Bideford										14		300						2						2	1
12	Wellington										11	9	1500						2						2	1
13	Grand River										11	15	15						2						2	1
14	Malpeque										12	30	1770	50	69				2						2	1
15	Richmond Bay				60	50	180				6		1500						2						2	1
16	Fifteen Pond				10		10				20	31	3975						2						2	1
17	Traveller's Rest										6		324						2						2	1
18	Summerside										12		180						2						2	1
19	Carleton			12							18		1320						2						2	1
20	Tryon																		2						2	1
	Totals		21313	12	940	750	1766	211	180	675	2685	1392	19162	260	392	25	3243	19	5	13	5535	6842	40	1925		
	Rates		8	7	2	3	5	1	3	3	1	5	1	10	15	7	7	10	10	2	7	4	30	30		
	Values		\$ 314008	80	1880	2250	8830	317	540	2362	4028	6360	28743	2600	5880	175	22121	190	50	26	38745	27308	1200	577		
	Total Value																								\$496,234	

* About 500 cwt. of these were canned.

RECAPITULATION

Of the Quantities and Values of all Fish caught and landed in a Green State, and of the Quantities and Values of all Fish and Fish Products Marketed in a fresh, dried, pickled, canned, &c., state, for the Province of Prince Edward Island, during the year 1911-12.

Kinds of Fish.	Caught and Landed in a Green State.		Marketed.		Total Marketed Value. \$
	Quantity.	Value.	Quantity.	Value.	
		\$		\$	\$
Salmon.....	cwts.	61	488		
" used fresh and frozen.....	"			46	460
" canned.....	cases.			18	216
					676
Lobsters.....	cwts.	118,090	458,193		
" canned.....	cases.			51,693	827,088
" shipped in shell.....	cwts.			633	4,431
					831,519
Cod.....	"	49,653	65,428		
" used fresh.....	"			5,562	11,124
" shipped green-salted.....	"			6,293	18,879
" dried.....	"			10,562	52,810
					82,813
Haddock.....	"	9,100	8,900		
" used fresh.....	"			7,610	11,415
" dried.....	"			511	1,533
					12,948
Hake and Cusk.....	"	16,600	16,600		
" dried.....	"			5,592	19,571
					19,571
Herring.....	"	79,178	40,337		
" used fresh.....	"			4,854	7,281
" pickled.....	brls.			2,564	12,820
" used as bait.....	"			33,311	49,966
					70,067
Mackerel.....	cwts.	5,005	27,391		
" used fresh.....	"			1,665	16,650
" salted.....	brls.			1,114	16,710
					33,360
Alewives.....	cwts.	415	228		
" used fresh.....	"			75	75
" salted.....	brls.			114	342
					417
Halibut.....	cwts.	25	125	25	175
Smelts.....	"	5,688	23,652	5,688	39,816
Trout.....	"	138	1,047	138	1,380
Eels.....	"	307	1,535	307	3,070
Tom-cod.....	"	50	70	50	100
Mixed fish.....	"	734	367	734	734
Squid.....	brls.	363	544	363	726
Oysters.....	"	8,835	44,175	8,835	61,845
Clams and Quahaugs.....	"	8,083	16,674		
" used fresh.....	"			7,583	30,332
" canned.....	cases.			510	2,040
					32,372
Tongues and Souls.....	cwts.			88	2,640
Fish oil.....	gals.			7,225	2,167
Total values.....			705,754		\$1,196,396

SESSIONAL PAPER No. 22

RECAPITULATION

Of the Number of Fishermen, &c., and of the Number and Value of Fishing Vessels, Boats, Nets, &c., in the Province of Prince Edward Island for the year 1911-12

	Number.	Value.
		\$
Vessels (tonnage 638).....	31	15,200
Boats (sail).....	1,476	56,545
" (gasoline).....	283	62,535
Tugs, Smacks, &c.....	12	4,300
Gill nets.....	4,033	25,752
Seines.....	4	1,400
Trap and Smelt nets.....	726	9,824
Trawls.....	1,036	7,140
Hand lines.....	2,890	1,948
Lobster traps.....	339,340	234,492
" canneries.....	185	148,725
Clam ".....	8	500
Freezers and Ice houses.....	5	3,500
Smoke and Fish-houses.....	139	9,240
Piers and Wharves.....	82	60,630
Total.....		641,731
Number of men employed on Vessels and Tugs.....		162
" " Boats.....		3,044
" persons employed in Fish-houses, Freezers, Canneries, &c.....		2,682
		5,888

APPENDIX No. 6.**QUEBEC**

GULF DIVISION, SEA FISHERIES DISTRICT: COMPRISING THE COUNTIES OF BONAVENTURE, GASPE, SAGUENAY AND RIMOUSKI. INSPECTOR, WM. WAKEHAM, M.D., GASPE BASIN.

GULF DIVISION, INLAND FISHERIES DISTRICT: COMPRISING THE COUNTIES OF TEMISCOUATA, KAMOURASKA, L'ISLET, MONTMAGNY, CHICOUTIMI, CHARLEVOIX, MONTMORENCY AND QUEBEC. INSPECTOR, WM. WAKEHAM, M.D., GASPE BASIN.

THE EASTERN TOWNSHIPS. INSPECTOR, C. A. BERNARD, ST. CESAIRE.

THE ST. LAWRENCE RIVER FROM HUNTINGDON COUNTY TO BELLE-CHASSE, AND THE COUNTIES FROM PORTNEUF TO SOULANGES. INSPECTOR, JOSEPH RIENDEAU, LONGUEUIL.

REPORT ON THE SEA FISHERIES OF THE GULF DIVISION.

To the Superintendent of Fisheries,
Ottawa.

SIR,—I beg to present the statistical returns of the sea fisheries of the Gulf Division for the season just closed. These statistics have been prepared with more than the usual care, and have been submitted for criticism to several of those who are the largest dealers in the division, before they were finally closed. The opinion of those best justified to judge is that they present a fair estimate of the yield, and are in no way exaggerated.

The total value shows a fair increase over that of the previous season; this is largely due to the fact that we have increased the price allowed per cwt. for dried cod from \$4.50 to \$5; while the returns from both the salmon and lobster fisheries show an increase. The total quantity of cod caught was below the average, this being entirely due to the absolute failure of the fishery at and below Natashquan on the north coast. On the south coast the cod fishery was good, and the returns paid to the fishermen were unusually good, the demand for this article of the fishery quite exceeding the supply.

A notable change has come over the method of marketing the dried cod, within quite recent years. Formerly the export trade was entirely in the hands of the large firms doing business on the coast—some of these firms have been doing the work of carrying on the fishery since before the Revolutionary War. In the early days they owned their own vessels, mostly small brigs and topsail schooners. In these the fish were sent from the coast directly to market. During the last twenty years, as their vessels became worn out or lost, they did not replace them, but trusted to chartering the type of vessel required for the trade. This custom is now abandoned, and all the fish are being shipped by rail or coastwise steamer to Halifax, Quebec or New York. From these points they reach market directly by steamer.

SESSIONAL PAPER No. 22

The facilities for exporting fish directly from any part of the coast to market have reached that point from which it has become possible for the small shipper, and even the individual fisherman, to ship the fish direct. I do not know that this is an unmixed blessing, as the danger is that the small trader and the fisherman will not be careful of the pack. Under the old system the private mark of the big firm was accepted as a guarantee of quality: tubbed fish bearing the well known marks of C.R.C., B.B., or C.C. commanded the highest prices, and commonly, in the trade returns from foreign fish markets, was quoted separately at an extra figure. Already complaints are reaching us that the fish of these small packers are turning out badly, and this is bound to react on the market generally. As the facilities for getting our fish products directly from the producer to the consumer increase (which they will do rapidly with the extension of the railway system along the coast), it seems to me that it will become necessary to protect the industry by enforcing a system of local inspection. It has been found wise and necessary to do this with practically all other food products, and there can be no reason why fish should be an exception. It is in the interests of the fisherman himself that he should be careful in the preparation of that which he has to sell. Experience shows that he will not do this unless he is compelled to.

Another change which is coming over the old methods of carrying on the fishery is the introduction of the motor engine. Many fishermen are installing power in their boats; this is bound to become general, especially for those who fish on the offshore grounds. A great deal of time is lost in getting to and from the outer banks, some of which are forty miles off. In calm weather, with a boat-load of fish, it is a heart-breaking job to row back; the boats are heavy to row, and the sweep or oar used is a huge affair some twenty feet long. Many fish are lost, or greatly reduced in quality, by the delay in getting them on shore, during the warm weather. All this will be obviated by the use of power. There were many instances last season which showed plainly the gain to the fishermen by this change. One man, in particular, explained to me what the use of power had done for him. He had laid his boat up, and knocked off for the season when, finding that bait and fish (only cod is fish on the coast) were plenty, he decided to launch again. As it was late he would not have risked relaunching had he been trusting only to oar and sail, and in fact others, his neighbours, who had only the old-fashioned sail boats, remained at home. The result was that in one week he, with one assistant, cleared over \$200 which he could not have earned without the aid of his engine. There are, of course, those among the fishermen who object to the use of motor boats; and it is proposed to petition the government against their use. This is all nonsense: the enterprising and active fishermen will everywhere have them installed.

I am also inclined to believe that the introduction of the motor will encourage the fishermen to use frozen bait when the fresh is not to be had. Up to the present there has been an unaccountable prejudice on the part of the boat fishermen against the use of frozen bait. This was partly due, no doubt, to the fact that owing to the length of time taken to reach the fishing grounds, especially during warm, calm summer weather (which is the season when fresh bait is scarce), the frozen bait goes to pieces, and is not firm enough to hold on the hooks. On board the large banking schooners, which use frozen bait quite freely, ice is always carried to preserve it; the boat fishermen never take this precaution.

The introduction of motor power means a great advance: the fishermen will build larger and better boats, and they will go further out to sea. It means also a breaking away from old prejudices and superstitions: a man who has learned that machinery of one kind has enabled him to increase his earnings, to carry on his fishing without loss of time, with greater ease to himself and with less risk, will soon begin to consider

whether his methods of taking the fish may not be improved by the introduction of other engines, by means of which he can save more time and run still less risk. Depend upon it, in spite of the outcry at present being raised against certain modern methods—which were opposed in exactly the same way in Europe when they were first introduced there—the same outcries and protests that have been raised by the prejudiced and ignorant against every modern labour-saving improvement, these modern improvements over the old hand-line methods are bound to prevail. Every committee of inquiry held in Great Britain, on which sat some of the ablest men of the day, has reported in favour of the new methods, stating positively and clearly that they were not unfairly destructive. Under our existing system we shall have to put up with the regulations demanded by the majority, as far as our domestic fisheries are concerned; but I hope we will think twice before asking the older nations of Europe to join us in passing prohibitive regulations for the high seas against methods which they have sanctioned and adopted, and continue to prosecute after years of careful inquiry and experience. The same people who endorse and encourage the agitation against the most modern methods of prosecuting the deep sea fisheries, are the very ones who refuse to sanction regulations for the protection and preservation of others of our domestic fisheries, which are being pushed to their extinction by wasteful and destructive methods. Where is our oyster fishery to-day, and why? The experience of France and England, who regulate their fisheries by means of independent boards, has shown us what it is necessary for us to do to preserve this fishery; your own officials have pointed this out time and again; but nothing can be done. It is not safe for a subordinate official to follow this matter to the end; he would have to say things which would get him into trouble; but one thing is clear; that we shall never get the right and best regulations adopted until these matters are governed and disposed of by a purely independent board.

HERRING.

These fish struck at the Magdalen islands and in the bay Chaleur at the usual season and in the usual abundance. They are not always equally abundant in the same localities, their movements being influenced by the prevailing winds, and also by the temperature of the water. Later and smaller schools are found at Anticosti and on the north shore, the last of the spring spawning herring being taken about the middle of June, just above cape Whittle. Spring herring are taken up the St. Lawrence as far as Kamouraska, in almost fresh water.

COD.

This fishery opened about the middle of May, the first fish being generally taken off Percé. The south coast fishery was good, and fish bait was fairly abundant. The offshore boats, which bait on the banks, have seldom much difficulty in securing all the herring they want by drifting. The fishery was poor all along the north shore, but from Natashquan east to Blanc Sablon the failure was complete: the capelin never struck the shore, consequently there was no summer cod fishery. This is the third consecutive year in which we have had either a partial or a total failure on our Labrador. Local fishermen are disposed to attribute this to the killing off of the whales, the idea being that when the whales were abundant they drove the capelin on shore, whereupon the cod followed. The same conditions prevailed on the Newfoundland Labrador.

SESSIONAL PAPER No. 22

SALMON.

The salmon fishery was below a good average, as it has been for several years back. There is no doubt that on the south shore, in the counties of Bonaventure and Gaspé, this fishery is failing. The supply for sporting purposes is being kept up by the purchase of the upper nets and those nearest the mouths of the rivers; the netters are paid by the anglers not to fish their nets. Late in the season the rivers seem to be full of fish; but the spring and summer fishery is failing. This fact that the fish are running in late is leading the anglers to ask for a longer season. In the old country this question of the various runs of fish is being closely studied by the boards which control and regulate the salmon fishery. Any man who has had anything to do with salmon rivers knows that we have various runs, in which the fish are not at all alike. The best and largest fish are in the early run. May it not be that under our present system of procuring eggs, we are raising the wrong fish? The early runs are the fish we want both for netters and anglers. These fish that only come in after the salmon fishing season has closed are no use to any one. This is an important matter, and one that our biological advisers should inquire into and have settled at once.

LOBSTERS.

The returns from the lobster packers show that we have had an increase over the previous season; this was due to fair weather during the fishing season, for the amount of gear was unusually small. We also had more canning done on the Labrador coast. Owing to the failure of the cod fishery, the people were forced to turn their attention to packing lobsters, the result being quite a considerable pack, by scattered individuals, each putting up from five to twenty cases. The pack was good, the lobsters were cleanly put up and turned out well. I attribute this to the fact that each packer, fishing from twenty to thirty traps, caught his own fish in the early morning, close by where he packed them, boiled them while they were fresh and vigorous, cracked and packed them at once. These lobsters are caught in very cold water, so that the meat is solid and firm; and as the Labrador people fish only in July, they see no soft-shelled and very few berried lobsters. Below Esquimaux point no lobster packing is done till the end of June—the fish will not trap. As the fishing season ends with July, they have only about four weeks' fishing. In the St. Augustin subdivision, where the failure of the cod fishery was most severely felt, some thirty small packers, all under regular license, put up 609 cases, which at the current coast price of \$16 per case yielded them nearly \$10,000. This saved these people; had it not been for this, we should either have had to send down relief to them or take them off the coast. Further down, beyond the limit of the lobster, the people were not so fortunate; here we had to take several destitute families off the coast. The Messrs. Clarke, of Clarke City, however, promised them work and house-room, so that all we had to do was to transport them in the *Princess* to Clarke City, where they were taken off our hands and provided for.

MACKEREL.

The mackerel catch at the Magdalen islands was better by upwards of one thousand barrels than that of 1910. Some six or eight seiners from Gloucester fished round the islands during the latter part of the season. They did not use their seines, but fished with the jig. The mackerel taken at the islands were large and firm, finding a ready sale on the spot at \$16 per barrel. I see by the *Fishing Gazette* that these island mackerel brought about double this sum on the Boston market.

3 GEORGE V., A. 1913

We have been having signs of the return of the mackerel in the waters of the inner gulf for several years back. This year there was no doubt at all about it; there was a considerable quantity of mackerel in the gulf.

Except at the Magdalen islands, our fishermen carry on no regular mackerel fishery. When mackerel are taken it is as an accident of the herring fishery, and as the gill nets in general use for the herring fishery are of a two inch mesh, the large mackerel will not mesh in them. When mackerel are taken in such nets they are simply snarled and rolled up in the net.

I reported last year that a fisherman from Nova Scotia had taken upwards of one hundred barrels in the bay Chaleur. This year several smaeks came in from Nova Scotia, and making Port Daniel their base, carried on drift net fishing with considerable success. Though these fish were caught in the waters of the Gulf Division, they do not figure in its statistics, as they were not landed there, but go to swell the returns of our friends in Nova Scotia. I trust that other vessels from Nova Scotia may try their luck next season, drifting for mackerel in our waters. They will require nets of from $3\frac{1}{2}$ to 4 inch mesh, and I would advise them not to confine their fishing into the bay Chaleur, but to go right up the gulf as far as Godbout bay. Mr. Comeau, our fishery overseer for the upper north shore, reported mackerel off Godbout; a large school was also reported to me by the master of a United States banker as being met with off English point, Natashquan. For some years back, owing to unfavourable weather, the purse seine fishing by United States seiners, off the Nova Scotia shore in May, has been a failure, and we are reaping the benefit. If those who are clamouring so loudly for the prohibition of the steam trawl fishing on the Grand banks would devote the same energy towards securing international action with a view to prohibiting the use of the purse seine, north of Cape Sable, prior to June 15, there would be much more reason shown. All the mackerel taken during this spring fishery off the cape shore are large fish, ripe and almost bursting with spawn, bound for their spawning grounds in the gulf. Prior to the inception of this cape shore fishery the mackerel were never disturbed until after they had spawned, as they will not take the hook until they have recovered from the spawning effort.

The minor fisheries, such as those for seals, smelts, halibut, &c., show about the average results.

I am, sir,

Your obedient servant,

WM. WAKEHAM.

Inspector of Fisheries.

INLAND SECTION OF THE GULF DIVISION.

The fisheries of the inland section of the Gulf Division, being for that part of the River St. Lawrence extending from the western boundary of Rimouski county to Quebec, show about the ordinary returns. These fisheries are almost entirely carried on with brush or wire weirs, fished on the flats from the shore. Locally these fisheries are known as 'Pêche'. Those who fish them off Bellechasse and Montmagny counties, and from the islands between these counties and the north shore, complain that the dredging operations carried on for some years back in that part of the river have for the time almost ruined the fishing. They also seem to think that the fish have been frightened and driven away by the heavy blasting down on Mr. Forget's north shore railway line, now under construction. As the dredging in the south channel is practically over, and the railway line on the north shore is well advanced, we may hope that the fish will return to their haunts, and that the weir fishermen

SESSIONAL PAPER No. 22

may recoup their losses from the slack fishing of the last few years, whatever its cause may have been.

I am, sir,

Your obedient servant,

WM. WAKEHAM,
Inspector of Fisheries.

(*Translation.*)

REPORT ON THE FISHERIES OF THE EASTERN TOWNSHIPS.

To the Superintendent of Fisheries,
Ottawa.

SIR,—I have the honour to submit my report for the fiscal year 1911-1912.

Fishing in general in this district has not been very abundant this year; in fact, I think it will be inferior to last year's catch in certain localities, owing to the fish having been diseased.

The regulations were more generally observed, as the fishery officers have shown themselves more strict in the performance of their duties and the public seemed to take more interest in the protection of the fish. There are certain localities, however, where no notice whatever is taken of the regulations.

In the counties of Chambly and St. John, fish are plentiful in the Richelieu river, especially in that part extending between Chambly and Lake Champlain, pickerel, perch, and more especially eel, which is of good commercial value, being the species found therein; bass has been less abundant this year. The regulations are well observed there, and fewer of the American sportsmen who used to fish illegally in the Canadian waters, have been seen there lately.

In the counties of Missisquoi and Iberville, at river Brochet and Missisquoi bay, pickerel is abundant, as well as large quality perch: people seem to abide by the regulations there.

In the counties of Stanstead and Sherbrooke, fish is quite abundant, and it is very gratifying to notice the gradual increase of trout and salmon in lake Memphremagog. The fishery officers there are vigilant and the regulations are properly carried out.

In the county of Brome, fishing was a complete failure this year, owing to an epidemic which affected the fish at that place.

In the counties of Richmond and Wolfe, Mégantic and Beauce, few fish are found; very little fishing takes place there and the fishery officers pay little attention to their duties, the public being indifferent; the fishery regulations in these districts are often transgressed. I think it would be very difficult to replenish these districts, especially river Chaudière, until the saw-mills completely cease to dump saw-dust into the water.

In river Yamaska, through the counties of Yamaska, St. Hyacinthe, Bagot, Rouville and Shefford, where fish is not very abundant in general, pickerel, bass and fine quality maskinongé are found, and that part of the river flowing through Shefford county is full of pike, mud-pout and perch.

3 GEORGE V., A. 1913

There is not sufficient surveillance on the part of the fishery officers to prevent spearing in the spring. As the use of nets in general is the chief cause of the destruction of the fish in our lakes and rivers which are tributaries of the St. Lawrence in this province, I believe that the abolition of all nets, and more especially the minnow nets, would be necessary to ensure the protection and the replenishing of these several streams.

I am, sir,

Your obedient servant,

(Sgd.)

C. BERNARD,

Inspector of Fisheries.

(N.B.—The fishery officers referred to are those employed by the Provincial Government, which since the Privy Council decision in the Fisheries Reference in 1878 has been administering the fisheries in the inland portions of the Province.)

REPORT ON THE FISHERIES OF THE ST. LAWRENCE RIVER FROM HUNTINGDON TO BELLECHASSE ON THE SOUTH SHORE AND FROM PORTNEUF TO SOULANGES ON THE NORTH SHORE.

To the Superintendent of Fisheries,
Ottawa.

Sir,—I beg to submit to you my annual report for the year ended March 31, 1912, and the statistics for the same period.

LAKE ST. FRANCIS.

In this large space of water, fishing is chiefly done on the south shore from Dundee to Valleyfield. The law was better observed than it has been in previous years. There was scarcely any netting, and the night lines where small game fish, such as sturgeon, maskinongé, &c., were caught, are less numerous, which seems to indicate that overseers were more careful in attending to their duties.

Unfortunately, the same thing cannot be said of the wardens on the other side of the lake, especially in the county of Soulanges. Spearing and dynamite are indulged in in the vicinity of the rapids, and it is rather difficult to make charges against the offenders, for lack of eye-witnesses.

LAKE ST. LOUIS AND LAKE OF THE TWO MOUNTAINS.

It must be admitted that there is improvement in these two lakes. Seines are disappearing, though some are still in use.

The principal abuse to be complained of is the use of nets for minnows; but I was pleased to ascertain that the law was better observed than previously.

LAPRAIRIE.

I have to complain again of the condition of the fisheries in Laprairie. The complaints from citizens are general. The close season is completely ignored by the fishermen, and, in my opinion, no improvement can be expected if the use of nets

SESSIONAL PAPER No. 22

is not altogether prohibited in all seasons and for a number of years. This fishing implement is particularly destructive in the spawning season when the fish ascend the streams. Then every kind of fish is caught.

CHAMBLY AND VERCHÈRES.

No improvement can be reported since my last report, though severe punishments are imposed on the guilty parties when any case can be made against them. Fishing is indulged in on Sunday as well as on every other day of the week.

RICHELIEU.

It affords me great pleasure to report that the progress of the previous year continues. The stock has improved and contraventions are on the decrease.

LAKE ST. PETER.

No improvement in the observation of the law on this lake can be reported. I have visited the lake on several occasions. I seized, confiscated and destroyed nets, and all without effect. It looks as though the overseers were afraid to use their authority. Fishing is indulged in night and day on every day of the week, Sunday included, and with all kinds of nets.

NICOLET.

The same may be said of the county of Nicolet. The law is completely ignored. Small sturgeon, pickerel and immature fish of all kinds are caught in hoop-nets and with night lines and sold around the country. The overseer pays no attention whatever to his duty.

In St. Maurice, Maskinongé, Berthier, L'Assomption, Laval and Terrebonne, fishing is done without any restriction whatever. Although there are certainly overseers in those parts of my district, they are never seen nor heard from. Nets with small meshes are freely used everywhere.

JACQUES-CARTIER AND VAUDREUIL.

In both of these counties I have ascertained with pleasure that the law is better observed.

CHAMPLAIN AND PORTNEUF.

No perceptible improvement can be reported. The fishermen persist in claiming that they have been given permits by the former seigneurs of the place, and consider that no law can interfere with them.

BELLECHASSE.

In this county the law was not better observed than during the previous year. Not being able to get any report from the overseer, I had to visit the place myself

3 GEORGE V., A. 1913

to gather figures and information for my annual statistics. I interviewed the principal fishermen and was told that there was a great decrease in the catch of fish, which was estimated to be at least one-third less than that of the previous year.

GENERAL REMARKS.

Licenses are still being granted to fish with nets in small rivers, such as Lachenaie and L'Assomption, where game fish go to spawn. The same thing may be said for other streams in the southern part of my district.

On complaints being made about saw-dust being thrown in the water, I visited several saw mills, and fined the proprietors and obliged them to take the necessary measures to completely stop that nuisance.

I still raise my objection to the use of the minnow nets, which are so destructive to game fish caught in this manner and in large quantities.

I consider it my duty to again warn you of the serious results which are bound to follow the non-establishment of a severe control over net fishing in the small tributaries of the St. Lawrence and all navigable or unnavigable rivers in the province of Quebec. In my opinion, the season for net fishing in small streams should open on the first of October and close on the thirty-first of December of the same year. The law should be that the meshes measured not less than three inches extension for hoop nets, seines and gill nets, trap nets should be prohibited in all cases.

Fish-ways that have been built lately are working very satisfactorily. These are much needed in the counties of Huntingdon, Yamaska, on Yamaska river, river Delisle, county of Soulanges, Ste. Martine and county of Châteauguay.

I respectfully suggest that fishing with nets, in winter, if not altogether prohibited, should be carried on under certain rules which would prevent the destruction of great quantities of immature game fish.

It is an established fact that in some counties where illegal fishing has been abandoned since the last by-laws, a great change for the better has taken place and both the quantity and the quality are greatly improved.

The by-laws already in existence concerning the use of nets and the measure of the meshes should be more severely applied, and the overseers receive more stringent instructions for their regular observance.

If progress is not noticeable in certain parts of my district, it is due, in my opinion, to too much netting in the tributaries of the St. Lawrence river. This abuse constitutes a general blockade which prevents the fish from ascending the streams in the spawning season. If to that is added the use of small meshes and illegal fishing, the depletion of fish in our rivers is easily accounted for.

In the upper part of my district where the by-laws are generally observed, we can easily notice a great improvement in the last couple of years in the quantity and quality of fish, whilst in the lower part there is a big decrease, let us say, at least a third compared with previous years.

I respectfully suggest, as a remedy, that from the county of Champlain on the north shore of the St. Lawrence river, and the county of Nicolet on the south shore, nets of all kinds should be prohibited for a certain number of years, this prohibition extending on both shores up to the Canadian Pacific bridge at Lachine.

Night lines should also be forbidden from the fifteenth of October to the fifteenth of June of each year. Under the actual system, great quantities of immature sturgeon, pickerel and other game fish are yearly destroyed.

SESSIONAL PAPER No. 22

In conclusion, I may state that in Lake St. Francis, Lake St. Louis and Lake of Two Mountains, since netting was prohibited, the game fish has perceptibly improved in quality and quantity.

The whole respectfully submitted.

I am, sir,

Your obedient servant,

JOS. RIENDEAU,

Inspector of Fisheries.

GULF DIVISION (Sea Fisheries.)

RETURN showing the Number of Fishermen, &c., the Number and Value of Vessels and Boats, and the Quantity and Value of all Fishing Gear, &c., used in the Fishing Industry in the County of **Bonaventure**, Province of **Quebec**, during the year 1911-12.

Fishing Districts.	Fishing Vessels, Boats, Tugs, &c.										Fishing Gear.								
	Vessels.					Boats.					Tugs, Smacks, &c.			Gill Nets.		Seines.		Trap Nets.	
	Number.	Tons.	Value.	Men.	Sail.	Value.	Gasoline.	Value.	Men.	Number.	Value.	Number.	Value.	Number.	Value.	Number.	Value.	Number.	Value.
1 Restigouche subdivision.	8	500	15000	45	150	3000	2	400	3200					350	18000	10	300		
2 Bonaventure subdivision.					500	10000	3	1800	750					320	17500	30	2000		
3 Port Daniel subdivision.					615	40350	1	500	1035					1645	32600	90	5357		
Totals	8	500	15000	45	1265	53950	6	2700	2105					2315	68100	130	7657		

COUNTY OF GASPE.

Fishing Districts.	Fishing Vessels, Boats, Tugs, &c.										Fishing Gear.								
	Vessels.					Boats.					Tugs, Smacks, &c.			Gill Nets.		Seines.		Trap Nets.	
	Number.	Tons.	Value.	Men.	Sail.	Value.	Gasoline.	Value.	Men.	Number.	Value.	Number.	Value.	Number.	Value.	Number.	Value.	Number.	Value.
4 Grand River subdivision.	1	13	400	5	476	21561	2	700	1111					1078	13320	30	930		
5 Gaspé Bay "					861	49980	6	1800	1503					1501	20426	50	2050		
6 Mont Louis "					442	12700	15	6000	675					1150	16700				
7 Ste. Anne des Monts "					106	1964	3	1000	165					142	2035				
8 Magdalen Isl. So. "	6	79	2500	32	491	14825	6	2200	1230					4385	16250	23	6900	16	85000
9 " North "					226	3040	10	5675	555					425	2125	1	250	17	10750
Totals	7	92	2900	37	2602	110070	42	17375	5239					8681	70856	104	10130	33	19250

SESSIONAL PAPER No. 22

COUNTY OF SAGUENAY

10	Godbout	subdivision	8	113	2650	19	204	4080	1	1250	252	2	40000	20	297	8830	9	625	1500017
11	Mosie	"	51	2235	3	1000	37	260	5970	5	500
12	Mingan	"	213	22400	506	49	6450	37	2515
13	Nakashuan	"	80	9075	1	500	233	42	4635	20	1539
14	Konaine	"	36	2395	1	300	53	55	635	9	110
15	St. Augustin	"	300	9200	4	2000	470	70	3000	30	1600	790015
16	Bonne Esperance	"	326	16290	3	1000	485	3	8000	8	63	2700	39	439	4895016
17	Anticosti	"	7	459	15390	85	57	1730	60	1	10000	6	32	325	5	500	150017
Totals		15	572	17950	104	1267	67485	13	6050	2156	6	58000	34	868	32545	154	11780	58350

COUNTY OF RIMOUSKI

18	County of Rimouski	287	6230	2	1500	479	544	9855
(Grand Totals)		30	1254	35850	186	5421	237735	63	27625	9979	6	58000	34	12408	181456	388	29567	77000

SESSIONAL PAPER No. 22

COUNTY OF SAGUENAY.

10 Godbout	subdivision.	62	1866	2	175	11	305	138	41	90	1	300	78	5066	31	1410	2	450	610
11 Moisie	"	16	134	146	82	13	1950	2	1000	1	1500	2011
12 Mingan	"	2024	2024	1505	100	100	1	200	400	69	42300	48	3430	712
13 Natashquan	"	824	824	412	700	4	800	1	500	75	5300	15	600	2713
14 Romaine	"	74	74	37	1650	7	700	15	500	110	3000	5014
15 St. Augustin	"	40	500	61	300	1800	450	1500	15	1250	300	6000	34	2650	6015
16 Bonne-Espérance	"	179	5805	1216	282	..	1	8000	2	1500	100	16200	81	13200	5016
17 Anticosti	"	80	45	3000	3	1000	2	41000	1017
Total	62	1866	221	6480	88	739	6302	2854	7040	29	11250	95	9410	595	43710	296	65920	230

COUNTY OF RIMOUSKI.

18 County of Rimouski	55	4185	16	108	245	245	18
Grand Totals	142	6295	284	8730	826	10332	27499	14587	120385	96	55359	299	21710	1049	160185	314	123320	1502

THE CATCH.

RETURN showing the Quantities and Values of all Fish caught and landed in a Green State in the County of Bonaventure, Province of Quebec, during the year 1911-12.

Number.	Fishing Districts.	Salmon, cwt.	Salmon, value.	Lobsters, cwt.	Lobsters, value.	Cod, cwt.	Cod, value.	Haddock, cwt.	Haddock, value.	Hake and Cusk, cwt.	Hake and Cusk, value.	Herring, cwt.	Herring, value.	Halibut, cwt.	Halibut, value.	Flounders, cwt.	Flounders, value.	Smelts, cwt.	Smelts, value.	Trout, cwt.	Trout, value.	Pels, cwt.	Pels, value.	Tom-cod, cwt.	Tom-cod, value.	Squid, brts.	Squid, value.	Clams, brts.	Clams, value.	Number.
<i>Bonaventure County.</i>																														
1	Subdiv. of Restigouche	954	11448	35	87	960	480	20	10			21029	6029			1970	9850	25	250	70	350	270	270							1
"	Bonaventure	225	2700	565	1412	24000	12000	40	20			40120	14020	5	25	51	255	130	1300	100	500	30	30					58	290	2
3	Port Daniel	280	3480	2285	5712	57700	28850	1110	555	450	225	20720	11720	60	300	360	1800	25	250							400	1600	375	1875	3
	Totals.....	1469	17628	2885	7211	82060	41330	1170	585	450	225	81869	32369	65	325	2312	2381	180	1890	170	850	300	300	400	1600	433	2165			

Cwt. = 100 lbs.

SESSIONAL PAPER No. 22

THE CATCH MARKETED.

Return showing the Quantities and Values of all Fish and Fish Products Marketed in a fresh, dried, pickled, canned, &c., state, for the County of Bonaventure, Province of Quebec, during the year 1911-12.

Fishing Districts.	Salmon, fresh and frozen, cwt.	Lobsters, canned, cases.	Lobsters, shipped in shell, cwt.	Cod, shipped green-salted, cwt.	Cod, dried, cwt.	Haddock, fresh, cwt.	Haddock, dried, cwt.	Hake and Cusk, dried, cwt.	Herring, fresh, cwt.	Herring, smoked, cwt.	Herring, pickled, brls.	Herring, used as bait, brls.	Herring, used as fertilizer, brls.	Halibut, fresh, cwt.	Flounders, fresh, cwt.	Snells, fresh, cwt.	Trout, fresh, cwt.	Fels, fresh, cwt.	Tom-cod, fresh, cwt.	Squid, used as bait, brls.	Clams and Quahaugs, fresh, brls.	Tongues and Sounds, pickled and dried, cwt.	Fish oil, gals.	Number.
<i>Bonaventure County.</i>																								
Subdiv. of Restigouche	954		35	320	30	380	50	10000	5	23	1970	25	70	270	400	433	3	160	1	160	1	5000	160	1
Bonaventure	225	194	80	8000	40	1500	1500	17000	5	23	57	130	100	30	400	375	20	5000	30	5000	17	5000	5000	5000
Port Daniel	290	902	30	17900	350	700	3500	6000	60	360	360	25	25	30	400	375	20	12000	30	12000	20	12000	12000	12000
Totals	1469	1086	145	20000	26220	60	5050	33000	65	23	2381	180	170	300	400	433	3	17160	300	16000	2165	185	5148	5148
Rates	12	16	5	2.50	5	5	1.50	5	8	50	5	5	5	1	1	5	5	5	1	1	5	5	5	5
Values	\$ 17628	\$ 17536	725	50000	131100	180	7575	16500	520	12	11905	1800	850	300	1600	2165	185	5148	300	16000	2165	185	5148	5148

\$236,183

Total value

THE CATCH.

RETURN showing the Quantities and Values of all Fish caught and landed in a Green State in the County of Gaspé, Province of Quebec, during the year 1911-1912.

Fishing Districts.	Salmon, cwt.	Salmon, value.	Lobsters, cwt.	Lobsters, value.	Cod, cwt.	Cod, value.	Haddock, cwt.	Haddock, value.	Hake and Cusk, cwt.	Hake and Cusk, val.	Herring, cwt.	Herring, value.	Mackerel, cwt.	Mackerel, value.	Halibut, cwt.	Halibut, value.	Smelts, cwt.	Smelts, value.	Trout, cwt.	Trout, value.	Eels, cwt.	Eels, value.	Squid, lbs.	Squid, value.	Clams, lbs.	Clams, value.	Hair seal skins, No.	Hair seal skins, val.	Number.	
<i>Gaspé County.</i>																														
1 Subd. of Grand River	318	3816	4900	12250	75240	50160	420	280	96	64	17320	11800					592	2960	20	200			841	3364					1	
2 " of Gaspé Bay.	340	4080	1352	3330	139780	106520					24563	19332					539	2685	30	300			590	2360	142	710			2	
3 " of Mont Louis.	166	1932			30920	27280					17910	12690			25	125			18	180									3	
4 " Ste. Anne des Monts.	86	1032			6069	4046					4800	4710																	4	
5 Subdiv. of Magdalen Islands South.				17985	44962	42195	28130				82120	57484	9010	54060	105	525						156	780			260	1300	970	1212	5
6 Subdiv. of Magdalen Islands North.											93530	66235	3700	22200	30	150									10	50	1600	2000	6	
Totals.	910	10920	49394	123484	328434	218956	420	280	96	64	242243	172551	12710	76260	160	800	1131	5655	68	680	156	780	1431	5724	412	2066	2570	3212		

Cwt. = 100 lbs.

SESSIONAL PAPER No. 22

THE CATCH MARKETED.

RETURN showing the Quantities and Values of all Fish and Fish Products Marketed in a fresh, dried, pickled, canned, &c., state, for the County of Gaspé, Province of Quebec, during the year 1911-1912.

Fishing Districts.	Salmon, fresh and frozen, cwts.	Lobsters, canned, cases.	Lobsters, shipped in shell, cwts.	Cod, dried, cwts.	Haddock, dried, cwts.	Hake and Cusk, dried, cwts.	Herring, fresh, cwts.	Herring, smoked, cwts.	Herring, pickled, brls.	Herring, used as bait, brls.	Herring used as fertilizer, brls.	Mackerel, salted, brls.	Hallbut, fresh, cwts.	Smelts, fresh, cwts.	Trout, fresh, cwts.	Eels, fresh, cwts.	Squid, used as bait, brls.	Clams and Quahaugs, fresh, brls.	Tongues and Sounds, pickled and dried, cwts.	Hair seal skins, No.	Fish oil, gals.	Number.
<i>Gaspé County.</i>																						
1 Subdivision of Grand River.....	318	1950	25	25080	140	32	300	1440	780	5600	592	20	841	10	14440	1
2 Subdivision of Gaspé Bay.....	340	525	20	53260	1161	11540	539	30	590	142	31	35406	2
3 Subdivision of Mont Louis.....	166	13640	2450	4850	630	18	10	7033	3
4 Subd. of Ste Anne des Monts.....	86	2023	1480	180	1028	4
5 Subd. Magdalen Islands South.....	7194	14065	220	600	27	40323	3604	105	150	260	27	9450	5
6 Subd. Magdalen Islands North.....	10047	60	1410	1500	170	42450	2590	1480	30	16	160	6
Totals.....	910	19716	105	109478	140	32	520	3540	6068	104943	3190	5084	160	1131	68	156	1431	412	78	2570	81357	
Rates.....	12	16	5	5350	3	1	2	5	150	1.25
Values.....	\$	315456	525	547390	490	96	529	7080	30340	157414	1595	81344	1280	5655	680	780	5724	2060	390	3112	24407	
Total value.....																					\$1,197,358	
Cwt. 100 lbs.																						

THE CATCH.

RETURN showing the Quantities and Values of all Fish caught and landed in a Green State in the County of Saguenay, Province of Quebec, during the year 1911-12.

Number.	Fishing Districts.	Salmon, cwt.	Salmon, value.	Lobsters, cwt.	Lobsters, value.	Cod, cwt.	Cod, value.	Herring, cwt.	Herring, value.	Mackerel, cwt.	Mackerel, value.	Sardines, brls.	Sardines, value.	Halibut, cwt.	Halibut, value.	Smelts, cwt.	Smelts, value.	Trout, cwt.	Trout, value.	Eels, cwt.	Eels, value.	Mixed fish, cwt.	Mixed fish, value.	Clams, brls.	Clams, value.	Hair seal skins, Number.	Hair seal skins, value.	Beluga skins, Number.	Beluga skins, value.	Whales, number.	Whales, value.	Number.	
<i>Saguenay County.</i>																																	
1	Subdiv. of Godbout.....	1070	8560	10	25	1698	1340	1043	691	330	1734	142	710	28	140	48	480	12	60	77	77	120	600	804	1065	30	150	45	31500	1			
2	Moisie.....	2740	20320			1896	1505	1028	546			132	660			76	760							143	179								
3	Mingan.....	651	5208	84	210	27672	23080	14778	9756			182	910			40	400							461	576								
4	Natashquan.....	493	3944	143	357	3350	2825	700	505			15	75			33	330							270	337								
5	Romaine.....	102	816	770	1925	735	612	1509	1031							10	100							36	180	63	79						
6	St. Augustin.....	543	4314	1523	3897	735	9435	3980	2500							100	1000							3272	4090								
7	B. Esperance.....	273	2184			16764	13970	1258	927							22	220																
8	Anticosti.....	65	520	2118	5295	1515	1262	4510	3365			43	215			15	150																
	Totals.....	5737	45896	4648	11619	61812	54009	28806	19321	330	1734	514	2570	28	140	344	3440	12	60	300	300	156	780	8009	11136	30	150	45	31500				

Cwt. = 100 lbs.

SESSIONAL PAPER No. 22

RETURN showing the Quantities and Values of Fish and Fish Products Marketed in a fresh, dried, pickled, canned, &c., state for the County of Saguenay, Province of Quebec, during the year 1911-12.

THE CATCH MARKETED.

Number.	Fishing Districts.	County Saguenay.														Number.										
		Salmon, fresh and frozen cwt.	Salmon, canned, cases.	Salmon, salted, cwt.	Lobsters, canned, cases.	Lobsters, shipped in shell, cwt.	Cod, dried, cwt.	Herring, fresh, cwt.	Herring, pickled, brl.	Herring, used as bait, brl.	Herring used as fertilizer, brl.	Mackerel, fresh, cwt.	Sardines, fresh and salted, brl.	Halibut, fresh, cwt.	Smelts, fresh, cwt.		Trout, fresh, cwt.	Hels, fresh, cwt.	Mixed fish, fresh, cwt.	Clams, fresh, brl.	Tongues, pickled and dried, cwt.	Hair seal skins, number.	Beluga skins, number.	Fish oil, gallons.	Wale guano, cwt.	Wale oil, gallons.
1	Subdiv. of Godbout.....	1070				10	536	195	208	25	87	3	17	142	28	48	12	77	120	20	804	30	3654			
2	" Moisie.....	2540					602		92	185	191			132		76						143		779	3821	76654
3	" Mingan.....	651			14	50	9234		46	5393	1359			182		40		70		31	461		5965			
4	" Natashquan.....	200		10	57		1130		80	230				15		33			36		270		1390			
5	" Romaine.....				68		245		403	150						10					63		317			
6	" St. Augustin.....				362		2774		660	1060						100		153			3272		11206			
7	" Bonne Esperance.....				182		5388		66	530						22					3896		14482			
8	" Anticosti.....	20			30	50	505		70	2150						15							270			
	Totals.....	4481	10	772	1815	110	20604	195	1625	10263	1628	3	17	514	28	341	12	300	136	51	8909	30	37693	3821	76654	
	Rates.....	\$ 12	\$ 8	\$ 7.50	16	5	5	1	5	1.50	50	10	4	8	5	10	5	1	50	5	1.25	5	.30	1.50	.30	
	Values.....	\$ 53772	\$ 29040	\$ 5790	29040	550	103926	195	8125	15394	814	30	68	1112	140	3440	60	150	780	235	11136	150	11308	5731	22816	

Total value \$277,256

THE CATCH.

RETURN showing the Quantities and Values of all Fish caught and landed in a Green State in the County of **Rimouski**, Province of **Quebec**, during the year 1911-12.

Number.	Fishing Districts.	Salmon, cwts.	Salmon, value.	Cod, cwts.	Cod, value.	Herring, cwts.	Herring, value.	Sardines, brls.	Sardines, value.	Halibut, cwts.	Halibut, value.	Trout, cwts.	Trout, value.	Clams, brls.	Clams, value.	Number.
		¢	¢	¢	¢	¢	¢	¢	¢	¢	¢	¢	¢			
1	County of Rimouski	162	1944	1704	639	41064	20532	14	28	14	70	45	450	30	150	1
	Totals.....	162	1944	1704	639	41064	20532	14	28	14	70	45	450	30	150	

Cwt. = 100 lbs.

SESSIONAL PAPER No. 22

THE CATCH MARKETED.

RETURN showing the Quantities and Values of all Fish Products Marketed in a fresh, dried, pickled, canned, &c., state, for the County of Rimouski, Province of Quebec, during the year 1911-12.

Number.	Fishing Districts.	Salmon, fresh and frozen, cwts.	Cod shipped green-salted, cwts.	Herring, fresh, cwts.	Herring, smoked, cwts.	Herring, pickled, brls.	Herring, used as bait, brls.	Herring used as fertilizer, brls.	Sardines, fresh and salted, brls.	Halibut, fresh, cwts.	Trout, fresh, cwts.	Clams and Quahaugs, fresh, brls.	Fish oil, gals.	Number.
1	County of Rimouski.....	162	852	310	12	5040	90	12715	14	14	45	30	103	1
	Totals.....	162	852	310	12	5040	90	12715	14	14	45	30	103	
	Rates.....\$	12	2.50	1	2	5	1.50	.50	4	8	10	5	.30	
	Values \$	1944	2130	310	24	25200	135	6257	56	112	450	150	31	
	Total value.....												836,899	

RECAPITULATION

Of the Quantities and Values of all Fish caught and landed in a Green State, and of the Quantities and Values of all Fish and Fish Products Marketed in a fresh, dried, pickled, canned, &c. state, for the **Gulf Division, (Sea Fisheries District), Province of Quebec,** during the year 1911-12.

Kinds of Fish.	Caught and Landed in a Green State.		Marketed.		Total Marketed Value.
	Quantity.	Value.	Quantity.	Value.	
		\$		\$	\$
Salmon..... cwt.	8,278	76,388			
" used fresh and frozen..... "			7,022	84,264	
" canned..... cases.			10	89	
" salted..... cwt.			772	5,790	
					90,134
Lobsters..... "	56,927	142,314			
" canned..... cases.			22,627	362,032	
" shipped in shell..... cwt.			360	1,800	
					363,832
Cod..... "	474,610	314,934			
" shipped green-salted..... "			2,852	7,130	
" dried..... "			156,302	781,510	
					788,640
Haddock..... "	1,590	865			
" used fresh..... "			60	180	
" dried..... "			490	1,715	
					1,895
Hake and Cusk..... "	546	289			
" dried..... "			182	546	
					546
Herring..... "	393,982	244,773			
" used fresh..... "			1,364	1,364	
" smoked..... "			3,822	7,644	
" pickled..... brls.			15,313	76,565	
" used as bait..... "			120,346	180,518	
" used as fertilizer..... "			50,533	25,266	
					291,357
Mackerel..... cwt.	12,713	76,290			
" used fresh..... "			3	30	
" salted..... brls.			5,084	81,344	
					81,374
Sardines..... "	31	62			
" used fresh and salted..... "			31	124	
					124
Halibut..... cwt.	753	3,765	753		6,024
Flounders..... "	23	12	23		12
Smelts..... "	3,540	17,700	3,540		17,700
Trout..... "	637	6,370	637		6,370
Eels..... "	338	1,690	338		1,690
Tom-cod..... "	300	300	300		300
Mixed fish..... "	300	300	300		450
Squid..... brls.	1,831	7,324	1,831		7,324
Clams and Quahaugs..... "	1,031	5,155			
" " used fresh..... "			1,031	5,155	
					5,155
Tongues and Sounds..... cwt.			166		830
Hair seal skins..... No.	11,479	14,348	11,479		14,348
Beluga skins..... "	30	150	30		150
Fish oil..... gals.			136,313		40,894
Whales..... No.	45	31,500			
Whale oil..... gals.			76,054		22,816
Whale guano..... "			3,821		5,731
Totals.....		944,529			1,747,696

SESSIONAL PAPER No. 22

RETURN showing the Quantities and Values of all Fish caught, and marketed or consumed locally, for the Inland section of the Gulf Division, Province of Quebec, during the Year 1911-12.

Number.	Fishing Districts.	Salmon, cwt.	Salmon, value.	Trout, cwt.	Trout, value.	Whitefish, cwt.	Whitefish, value.	Herring, cwt.	Herring, value.	Pickarel, cwt.	Pickarel, value.	Pike, cwt.	Pike, value.	Sturgeon, cwt.	Sturgeon, value.	Eels, cwt.	Eels, value.	Shad, cwt.	Shad, value.	† Mixed fish, cwt.	† Mixed fish, value.	Number.
1	County of Tenisonville	20	348					22935	14466	14	140			12	60	13	65	86	986	25	125	1
2	" Kamouraska	6	72					342	171							364	4820			30	150	2
3	" L'Islet							49	25							100	500			49	98	3
4	" Montmagny	30	360			13	130							1630	8150	706	3530	9	90	20	40	4
5	" Charlevoix	25	300	75	750					20	200	50	150			20	100			50	500	5
6	" Montmorency	15	180	50	500			20	20					50	250	20	100			37	185	6
7	" "			100	1000											250	1250			150	750	7
8	" Quebec			350	3500															50	250	8
	Totals	105	1260	575	5750	13	130	23346	11682	34	340	50	450	1692	8460	1133	7265	107	1070	411	2098	

Total value of fish \$38,195

Quantity consumed in Canada—All. Quantity exported to U. S. A. None.
 Cwt. =100 lbs. † "Mixed Fish" includes eulachin, greyling, bullheads, goldeyes, cunnamulche and smelt.

SESSIONAL PAPER No. 22

RETURN showing the Quantities and Values of all Fish caught, and marketed or consumed locally, for the Eastern Townships, Province of Quebec, during the Year 1911-1912.

Number.	Fishing Districts.	Salmon, cwts.	Salmon value.	Trout, cwts.	Trout value.	Whitefish, cwts.	Whitefish, value.	Bass, cwts.	Bass, value.	Pickarel, cwts.	Pickarel, value.	Pike, cwts.	Pike, value.	Sturgeon, cwts.	Sturgeon, value.	Bel, cwts.	Bel, value.	Perch, cwts.	Perch, value.	Maskinonge, cwts.	Maskinonge, value.	Mixed fish, cwts.	Mixed fish, value.	Number.	
<i>Eastern Townships.</i>																									
1	Counties of Chaudière and St. Jean Riche- lieu River from St. Ours to Lake Cham- plain.....							45	450	35	350	175	700	53	184	155	930	380	1900	10	120		640	3200	1
2	Counties of Beville and Missisquoi Mis- susquoi Bay and Pike River.....			75	750			35	350	460	4600	60	240					465	2325				635	3475	2
3	Counties of Stanstead and Sherbrooke Lakes Memphrémagog and Missisquoi Rivers Magog and St. Francis, Xc. Brome.....	25	500	150	1800	70	700	55	550	70	700	85	340			35	210	120	600				230	1150	3
4	Counties of Shelburne and Brome—Lake Brome.....			50	600			50	500	65	650	125	500			30	180	40	200				65	325	4
5	Counties of Yamaska, St. Hyacinthe and Rouville—Yamaska River.....							30	300	50	500	65	260	15	120	35	210	125	625	15	180		375	1875	5
6	Counties of Richmond and Wolfe, Magan- tic and Benoit.....			5	60			10	100	30	300	10	160			10	60	45	225				75	375	6
	Totals.....	25	500	265	2460	115	1450	225	2250	710	7100	550	2200	38	304	265	1680	1175	5875	25	300		2080	10400	

Total value of fish..... \$34,420
 Quantity consumed in Canada—Two thirds. Quantity exported to U. S. A.—One third.
 Cwt. 100 lbs. 1 "Mixed Fish" includes catfish, greyling, bullheads, goldeyes and ananimoche.

RETURNS showing the Number of Fishermen, &c., the Number and Value of Tugs, Vessels and Boats, and the Quantity and Value of all Fishing Gear and other Material, used in the Fishing Industry from the Boundary Line, County of **Huntingdon**, to **Bellechasse** on the South Shore, and from the County of **Portneuf** to the County of **Soulanges**, inclusive, on the North Shore, Province of **Quebec**, during the Year 1911-12.

Number.	Boats.				Gill Nets.		Seines.		Hoop Nets.		Lines.		Weirs.		Freezers and Ice-houses.						
	Canoes.	Value.	Gasoline.	Value.	Men.	Number.	Value.	Number.	Value.	Number.	Value.	Number.	Value.	Number.	Value.	Number.	Value.				
1	60	600	60	400	2000				
2	20	200	20	400	2000				
3	10	100	10	30	25	25				
4	25	250	50	100	500				
5	10	100	20	100	500				
6	30	300	34	100	500				
7	60	600	74	300	15000				
8	50	500	54	1000	5000				
9	60	600	60	200	10000				
10	60	600	60	50	250				
11	25	250	25	800	4000				
12	50	500	50	250	1250				
13	25	250	25	500	2500				
14	48	1140	48	300	1500				
Totals.	533	5,990	600	1,070	2010	2381	11903	24	16750	23	2,500

Total value of material..... \$43,975

SESSIONAL PAPER No. 22

RETURN showing the Quantities and Values of all Fish caught, and marketed or consumed locally, from the Boundary Line, County of Huntingdon, to Bellechasse on the South Shore, and from the County of Portneuf to the County of Soulanges, inclusive, on the North Shore, in the Province of Quebec, during the Year 1911-12.

Number.	Fishing Districts.	Salmon, cwt.	Salmon, value.	Trout, cwt.	Trout, value.	Whitefish, cwt.	Whitefish, value.	Bass, cwt.	Bass, value.	Pickarel, cwt.	Pickarel, value.	Pike, cwt.	Pike, value.	Sturgeon, cwt.	Sturgeon, value.	Eels, cwt.	Eels, value.	Perch, cwt.	Perch, value.	Maskinonge, cwt.	Maskinonge, value.	Shad, cwt.	Shad, value.	Mixed fish, cwt.	Mixed fish, value.	Number.
1	Lake St. Francis and Tributaries.	1
2	Chateaugay and Lake St. Louis.	..	60 720	35 350	10 40	..	50 350	400	..	2,800	50 250	20 210	50 150	1
3	Laprairie County.	..	100 1200	30 300	20 80	..	20 140	30	..	210	30 30	6 72	30 90	2
4	Chambly "	..	25 300	20 200	6 24	..	14 10	70	..	70	20 100	24 3	30 60	3
5	Vercheres "	..	50 50	8 80	4 16	..	3 21	8	..	56	10 50	3 36	800 2,000	4
6	Richelieu "	..	20 20	5 50	10 40	..	7 35	12	..	84	6 30	1 12	10 300	5
7	Yamaska "	..	4 84	30 300	20 80	..	13 84	100	..	700	40 200	2 24	50 200	6
8	Nicolet "	..	10 120	40 400	50 200	..	50 350	100	..	700	100 500	3 36	20 900	7
9	Champlain and St. Maurice	..	20 210	30 300	60 240	..	50 350	100	..	700	100 500	4 48	100 300	8
10	Maskinonge and Berthier	..	6 72	20 200	30 120	..	30 210	100	..	700	30 150	3 36	100 300	9
11	L'Assomption and Terrebonne	..	3 36	20 200	60 240	..	50 350	120	..	840	80 400	4 48	100 2,000	10
12	Laval and Lake of Two Mountains.	..	8 96	10 100	20 80	..	6 42	15	..	105	15 75	1 12	50 450	11
13	Hochelega and Jacques Cartier	..	20 240	20 200	4 16	..	15 105	20	..	140	10 50	5 60	20 60	12
14	Vaudreuil	..	6 72	8 80	10 40	..	7 49	10	..	70	10 50	4 48	30 90	13
15	Bellechasse	..	16 120	20 200	10 40	..	5 35	35	..	215	30 150	3 36	10 30	14
	Totals	..	279 3,348	431 4,310	314 1,236	..	365 2,555	2,710	..	18,470	651 2,755	61 732	2,060 8,880	15

Total value of fish \$847,816

Cwt. 100 lbs. "Mixed Fish" includes catfish, greyling, bullheads, gold-eyes and omanatiche.

RECAPITULATION

Of the Yield and Value of the **Inland Fisheries** of the Province of **Quebec**,
during the year 1911-12.

Kinds of Fish.	Quantity.	Value.
		\$
Salmon.....Cwts.	132	1,790
Trout....."	1,000	11,510
Whitefish....."	175	1,750
Bass....."	504	5,598
Pickarel....."	1,175	11,750
Pike....."	914	3,606
Sturgeon....."	2,095	11,319
Eels....."	4,428	27,825
Perch....."	1,726	8,630
Maskinongé....."	86	1,032
Herring....."	23,346	11,672
Shad (fresh)....."	409	2,580
Mixed fish....."	5,451	21,378
Total.....		120,440

+ "Mixed Fish" includes catfish, greyling, bullheads, goldeyes and ouananiche.
Cwt. = 100 lbs.

SESSIONAL PAPER No. 22

RECAPITULATION

Of the Number of Fishermen, &c., and of the Number and Value of Vessels, Boats, Nets, &c., used in the Fisheries in the **Inland Fisheries** of the Province of **Quebec**, during the year 1911-12.

	Number.	Value.
		\$
Boats (gasoline).....	10	1,600
" (sail).....	759	9,800
Gill-nets.....	1,121	3,267
Seines and other nets.....	2,809	20,606
Lines.....	4,317	2,585
Freezers and Ice-houses.....	37	2,960
Smoke and Fish-houses.....	29	427
Weirs.....	127	25,610
Total.....		66,855

Number of men employed in Boats..... 831

RECAPITULATION

OF the Quantities and Values of all Fish caught and landed in a Green State, and of the Quantities and Values of all Fish and Fish Products Marketed in a fresh, dried, pickled, canned, &c., state, for the Whole Province of Quebec, during the year 1911-12.

Kinds of Fish.	Sea Fisheries.				Inland Fisheries.		Marketed, Both Fisheries.		Total Marketed Value.
	Caught and Landed.		Marketed.		Caught and Marketed.				
	Quantity.	Value.	Quantity.	Value.	Quantity.	Value.	Quantity.	Value.	
		§		§		§		§	
Salmon.....cwts.	8,278	76,388							
" used fr. & frozen. "			7,022	84,264	132	1,790	7,154	86,054	
" canned.....cases.			10	80			10	80	
" salted.....cwts.			772	5,790			772	5,790	91,924
Lobsters....."	56,927	142,314							
" canned.....cases.			22,627	362,032			22,627	362,032	
" shipped in shell..cwts.			360	1,800			360	1,800	363,832
Cod....."	474,610	314,934							
" green-salted....."			2,852	7,130			2,852	7,130	
" dried....."			156,302	781,510			156,302	781,510	788,640
Haddock....."	1,590	865							
" used fresh....."			60	180			60	180	
" dried....."			490	1,715			490	1,715	1,895
Hake and Cusk....."	546	289							
" dried....."			182	546			182	546	546
Herring....."	393,982	244,773							
" used fresh....."			1,364	1,364	23,346	11,672	24,710	13,036	
" smoked....."			3,822	7,644			3,822	7,644	
" pickled.....brls.			15,313	76,565			15,313	76,565	
" used as bait....."			120,346	180,518			120,346	180,518	
" used as fertilizer. "			50,533	25,266			50,533	25,266	303,029
Mackerel.....cwts.	12,713	76,290							
" used fresh....."			3	30			3	30	
" salted.....brls.			5,084	81,344			5,084	81,344	81,374
Shad, used fresh.....cwts.					409	2,580	409	2,580	2,580
Sardines.....brls.	31	62							
" used fr. & salted. "			31	124			31	124	124
Halibut.....cwts.	753	3,765	753	6,024			753	6,024	
Flounders....."	23	12	23	12			23	12	
Snelts....."	3,540	17,700	3,540	17,700			3,540	17,700	
Trout....."	637	6,370	637	6,370	1,000	11,510	1,637	17,880	
Whitefish....."					175	1,750	175	1,750	
Pickered....."					1,175	11,750	1,175	11,750	
Sturgeon....."					2,095	11,319	2,095	11,319	
Pike....."					914	3,606	914	3,606	
Bass....."					504	5,598	504	5,598	
Maskinonge....."					86	1,032	86	1,032	
Eels....."	338	1,690	338	1,690	4,428	27,825	4,766	29,515	
Tom-cod....."	300	300	300	300			300	300	
Perch....."					1,726	8,630	1,726	8,630	
Clams and Quahaugs. brls.	1,031	5,155							
" used fresh....."			1,031	5,155			1,031	5,155	5,155

SESSIONAL PAPER No. 22

RECAPITULATION

OF the Quantities and Values of all Fish caught and landed in a Green State, and of the Quantities and Values of all Fish and Fish Products Marketed in a fresh, dried, pickled, canned, &c., state, for the Whole Province of Quebec, during the year 1911-12.

Kinds of Fish.	Sea Fisheries.				Inland Fisheries.		Marketed, Both Fisheries.		Total Marketed Value.
	Caught and Landed.		Marketed.		Caught and Marketed.				
	Quantity.	Value.	Quantity.	Value.	Quantity.	Value.	Quantity.	Value.	
		\$		\$		\$		\$	
Squid, (bait fish)..... brls.	1,831	7,324	1,831	7,324			1,831	7,324	
Mixed Fish.....cwts.	300	300	300	450	5,451	21,378	5,751	21,828	
Tongues and Sounds... "			166	830			166	830	
Hair Seal Skins..... No.	11,479	14,348	11,479	14,348			11,479	14,348	
Beluga Skins..... "	30	150	30	150			30	150	
Whales..... "	45	31,500							
Whale Guano..... "			3,821	5,731			3,821	5,731	
Whale Oil..... gals.			76,054	22,816			76,054	22,816	
Fish Oil..... "			136,313	40,894			136,313	40,894	
Totals.....		944,529		1,747,696		120,440		1,868,136	

RECAPITULATION

Of the Number of Fishermen, &c., and of the Number and Value of Fishing Vessels, Boats, Nets, &c., in the **Whole** Province of **Quebec**, for the year 1911-12.

—	Number.	Value.
		\$
Vessels (tonnage 1254).....	30	35,850
Boats (sail).....	6,180	247,535
" (gasoline).....	73	29,225
Tugs, Smacks, &c.	6	58,000
Gill nets.....	13,529	184,623
Trap and Smelt nets.....	474	86,330
Seines and other nets.....	3,197	50,173
Weirs.....	269	31,905
Trawls.....	826	10,332
Hand lines.....	31,816	17,172
Lobster traps.....	129,385	103,435
" canneries.....	96	55,350
Freezers and Ice-houses.....	246	24,670
Smoke and Fish-houses.....	1,078	160,612
Piers and Wharves.....	344	123,320
Total value.....		1,215,532

Number of men employed on Vessels and Tugs.....	220
" " " Boats.....	10,860
" persons employed in Fish-houses, Freezers, Canneries, &c	1,502
	12,582

APPENDIX No. 7.

ONTARIO.

District No. 1.—Comprising Rainy River, Thunder Bay, Parry Sound, &c., districts. Inspector, T. J. Foster, Sault Ste. Marie, Ont.

District No. 2.—Comprising part of the county of Bruce, the counties of Huron, Lambton, Essex, Kent, Elgin, &c., and Lakes Huron, St. Clair and Erie. Inspector, O. B. Sheppard, Toronto, Ont.

District No. 3.—Comprising Lake Ontario and the eastern counties of the province. Inspector, J. S. Hurst, Belleville, Ont.

REPORT ON THE FISHERIES OF DISTRICT No. 1.

To the Superintendent of Fisheries,
Ottawa.

SIR,—I have the honour to submit my annual report on the fisheries of the north-western division of the province of Ontario, for the fiscal year 1911-12.

Owing to my recent appointment on 1st March, 1912, and to the fact that my predecessor in office left no data on which to base a report and I have since been unable to get any information from him whatever, my report must necessarily be incomplete.

From information furnished me by Provincial fishery officials, and other information that I have obtained, I find that there has been during the year 1911-12 a large general increase in the catch of commercial fish in my district over the previous year, partly owing to an increase in the number of those engaged, and more efficient appliances being used in the catching of fish, and partly to an increase in the numbers of fish. I find this to be the case from personal inspection of the fisheries in this vicinity, and my information as aforesaid leads me to this conclusion.

I recently inspected personally the fisheries of lake Nipissing, and find that principally owing to the discontinuance of the use of pound-nets, due to the strict enforcement of the recent regulations to that effect by Provincial officers, there has been a large increase in pike, pickerel and sturgeon.

As far as I have been able to ascertain during the brief period of my official duties above mentioned, I find that Provincial fishery officials are strictly enforcing the fishing laws and regulations. There have been very few breaches of these laws and regulations by Canadians, the chief offenders being United States poachers. There has been considerable illegal fishing in Canadian territorial waters by poachers from the United States, and such illegal fishing is on the increase; but it is impossible to prevent it without a proper patrol boat. The only way to deal effectually with these poachers is to provide a good sized seaworthy fast patrol boat. Unless such a boat is at least fifty feet in length and fast and seaworthy, she will be of very little use, as the fishing tugs used by United States poachers above mentioned are large, powerful and seaworthy boats, and of considerable speed.

3 GEORGE V., A. 1913

I find that there is at present no close season for rainbow trout. These trout were introduced from British Columbia some years ago to the waters of this district, and at first increased largely in number; but their increase has been checked owing to there being no close season. I would suggest a close season for these trout, as there is for brook trout.

I recently inspected the site of the power dams on the Aux Sable, Thessalon and Sydenham rivers in connection with the question as to the advisability of providing fishways there, which inspections have already been reported to your department.

The policy of co-operating with the Provincial fishery officials in the enforcement of the fishery laws and regulations will, I believe, result most beneficially to the public interest. There is now no overlapping of duties nor friction between officials of the Dominion government and those of the Provincial government, such as formerly existed and resulted in the fishery laws and regulations being inefficiently enforced.

I have the honour to be, sir,
Your obedient servant,

T. J. FOSTER,
Inspector of Fisheries.

REPORT ON THE FISHERIES OF DISTRICT No. 2.

To the Superintendent of Fisheries,
Ottawa.

SIR,—I have the honour to submit my report on the fisheries in my district in the past fiscal year.

The commercial fisheries in my district, outside of the coarse fish and the herring in Lake Erie, show a decrease of from 10 to 15 per cent. The herring catch in Lake Erie has been particularly good this season, although these fish are gradually diminishing in size. The coarse fish or mixed fish, which include catfish, bullheads, perch and carp, show an increase over last season's catch. A large quantity of carp has been taken this year in my division, a ready market having been found for them, principally in New York, where they have been sold at fairly remunerative prices, from three to six cents a pound being paid for them to the fishermen here. In many cases the carp, after having ascended smaller streams, have been penned in by the fishermen and held there and fed until a market could be obtained, when they were taken out and shipped. In other cases they have been taken by nets and put into pounds and kept in the same way waiting for the market; this, I think, will have the effect of reducing the enormous quantity of carp now found in the international waters, and will lessen to some extent the danger heretofore anticipated in regard to their rapid increase to the detriment of all other kinds of fish; and I think the department should allow every latitude to the fishermen in taking these fish from the waters, international and inland, as it will be a benefit to the fisheries generally.

During the season I have visited all the principal fishing stations in my division and have found very few infractions of the Fishery Act. Sport or rod and line fishing in my division has been fairly good the past season, although I find the fisher-

SESSIONAL PAPER No. 22

men are going farther north year by year to secure good sport; and if the law is enforced and netting (outside of carp) prohibited in inland waters, I am satisfied that many of the waters now almost depleted will gradually show good results again and by careful management will give good sport for years to come. The fry that have been deposited in the various waters by the Dominion government have, in my opinion, been an incalculable benefit to the fisheries. If it were not for this the fisheries would show a much more marked decrease than is at present evident. Too much cannot be done in this direction.

Last season, and in fact every season, complaints have been made that American fishermen come across the international line, especially on Lake Erie and fish in Canadian waters. The *Vigilant*, the protective cruiser on Lake Erie, is such a large vessel and so quickly seen that it is easily avoided by this class of poachers, and I think much better protection could be afforded at much less expense with a smaller vessel of lighter draft.

All of which is respectfully submitted.

I am, sir,

Your obedient servant,

O. B. SHEPPARD,
Inspector of Fisheries.

REPORT ON THE FISHERIES OF DISTRICT No. 3.

To the Superintendent of Fisheries,
Ottawa.

SIR,—I have the honour to submit a report on the fisheries of my district for the fiscal year 1911-12.

Commercial fishing has been good. The price of pike, suckers, bullheads and mixed fish varied this year from five to nine cents a pound.

There are several fine inland lakes in the district where the common fish such as suckers, pike, ling, eels, &c., destroy the spawn of the game fish so that they have almost become extinct. I would suggest as an off-set to this that licenses be granted for nets under the supervision of a responsible person, to take such fish out of the lakes.

Whitefish were very plentiful in the Bay of Quinte during the past season. Fishermen claim that the continued good fishing is due to the efforts of the government in re-stocking these waters.

I would suggest that the close season for pickerel should be from December 15 to May 15, as there are a number of the fish taken prior to April 15.

Carp are apparently not doing as much damage as had been anticipated, and appear to be getting more popular as a cheap food fish.

The bass hatcheries have done a great deal of good in my district, as some of the inland lakes that once abounded with trout are nearly depleted, and those that have been re-stocked with parent bass and fry are affording excellent sport for the angler with rod and line.

I do not think there has been as much illegal fishing as in former years. The provincial inspector and the men under his supervision appear to be doing a great deal towards minimizing the depredations. The patrol boats are also giving excellent service. They have confiscated a number of hoop-nets this year, which were being used in the close season.

3 GEORGE V., A. 1913

I would strongly advise more bass ponds, as I am satisfied that the demand will greatly exceed the supply. There are some excellent opportunities in my district for the propagation of bass, the main attraction of our tourist trade, which has greatly increased during the past year.

I am pleased to note that the department is taking up the question of fishways through dams. By this means the fish will be allowed to ascend farther up stream, where they will find excellent spawning grounds and provide fishing for residents living inland. This subject has been the cause of many complaints in my district.

I have the honour to be, sir,

Your obedient servant,

J. S. HURST,
Inspector of Fisheries.

SESSIONAL PAPER No. 22

SUMMARY

Of the Yield and Value of the Fisheries in District No 3, Province of Ontario, during the year 1911-12.

Kinds of Fish.	Quantity.	Price.	Value.
		§	§
Trout..... Cwts.	3,898	10	38,980
Whitefish..... "	6,939	10	69,390
Pickrel..... "	609	8	4,872
Pike..... "	3,787	6	22,722
Sturgeon..... "	3	10	30
Eels..... "	1,050	8	8,400
Perch..... "	1,283	5	6,415
Tullibee..... "	15	10	150
Herring..... "	7,683	5	38,415
†Mixed fish..... "	3,675	5	18,375
Total value.....			207,749

Cwt = 100 lbs. † "Mixed Fish" includes catfish, greyling, bullheads and goldeyes.

SUMMARY

Of the Number of Fishermen, &c., and of the Number and Value of Vessels, Boats, Nets, &c., used in the Fisheries in District No. 3, Province of Ontario, during the year 1911-12.

	Number.	Value.
		§
Vessels, Tugs and Smacks.....	3	825
Boats (gasoline).....	200	27,960
" (sail).....	224	4,480
Gill-nets.....	5,380	25,435
Seines and other nets.....	717	12,000
Lines.....	107	125
Freezers and Ice-houses.....	173	4,660
Piers and Wharves (private).....	3	2,000
Total value.....		77,485

Number of men employed in Vessels and Tugs.....	35
" " Boats.....	742
" persons employed in Fish-houses, Freezers, &c.....	105

APPENDIX No. 8.

MANITOBA.

REPORT ON THE FISHERIES OF THE PROVINCE, BY INSPECTOR
J. A. HOWELL, SELKIRK.

To the Superintendent of Fisheries,
Ottawa, Ont.

SIR,—I have the honour of submitting my first annual report on the fisheries of the province of Manitoba and the district of Keewatin, for the year ended March 31, 1912; together with statistical returns showing the yield of fish, value of catch, plant, &c.

I find an increase in the catch of whitefish, but a large decrease in all other fish except trout. Lake Winnipeg showed an increase in the catch of whitefish and pickerel. In the Red river also there was an increase in the catch of pickerel, and in Lake Winnipegosis an increase in whitefish, but a decrease in pickerel. Lake Dauphin gave no whitefish, but an increase in pickerel. In lake Manitoba there was a large decrease in both. Lake Martin showed a large increase in both whitefish and pickerel.

I might say the weather conditions were of the best, a comparatively mild winter and a small amount of snow. The lake was never in better condition for freighting fish. Up to the present time I have heard no complaints from fishermen of losing their nets by the ice breaking up in the fall owing to severe storms.

Guardian Macfie and Guardian Thordarson report that the fishermen are very careful and remove all dead fish off the ice. The prevailing feeling here for Lake Winnipeg—and I have talked with most of the fishermen—is that if the law remains as it is at present, and a fish hatchery is built at Little Saskatchewan, there will be no danger of depleting the lake. Mr. Collison reports on lakes Winnipegosis, Dauphin and Water-Hen for 1911 and 1912, as follows:

'Fishing on lake Winnipegosis is not as good this year as it has been in the past. As to the cause of the decrease, I cannot say. Some of the old fishermen claim that it is due to the weather being so mild in the fore part of the winter. In lake Water-Hen fishing was good, in fact better than in the previous years. In lake Dauphin, so far, there has been little fishing done. One hundred and one cars of fish have been shipped from Winnipegosis this year, a decrease of ten cars from last year.'

Captain H. H. Ross from La-Pas reports on the fishing in the Pas district for 1911 and 1912 as follows:

'Commercial summer fishing was carried on by only one company this season, and that on Moose lake, by the Canadian Lakes Fishing Co. The catch of fish was very fair, considering the small equipment that was used. The usual summer fishing was carried on by the Indians and traders for their own domestic use. Winter fishing has been very satisfactory. There were only three lakes fished this winter: namely,

3 GEORGE V., A. 1913

Moose lake, Lost lake and Clear Water lake. The number of licenses issued was only about half that of the previous winter, while the catch was double.'

On December 28, I stopped all fishing on Moose lake, on account of the fishermen having caught such a large quantity of fish. It was doubtful if they could get teams to haul the catch to the railroad before spring.

However, the weather held good, and all the fish were shipped from here in good condition. The law regarding the catching of whitefish out of season for dog feed has been well observed by the fur trading companies, and the fishermen have carried out the fishery regulations in a satisfactory manner.

On my inspection trips I found the fishermen very careful to clean around the fishing holes, and all the rough fish had been removed from off the ice. There was a ready sale for coarse fish for dog feed, which helped out the situation.

I inspected most of the fish that were shipped from this point and they were equal in size and weight to those shipped in previous years.

I am, sir,

Your obedient servant,

J. A. HOWELL,
Inspector of Fisheries.

SESSIONAL PAPER No. 22

RETURN showing the Number of Fishermen, &c., the Number and Value of Tugs, Vessels and Boats, and the Quantity and Value of all Fishing Gear and other Material, used in the Fishing Industry in the Province of Manitoba and District of Keewatin, during the year 1911-12.

Number.	Tugs and Vessels.			Boats.				Gill-Nets.		Freezers and Ice-houses.		Smoke and Fish-houses.		Piers and Wharves.		Persons employed in Freezers, Fish-houses, &c.		
	Number.	Tons.	Value.	Men.	Sail boats and Skiffs.	Value.	Gasoline.	Value.	Men.	Number.	Value.	Number.	Value.	Number.	Value.	Number.	Value.	
<i>Province of Manitoba and District of Keewatin.</i>																		
1	9	610	\$3,000	103	430	\$28,000	1	500	830	10,000	72	60,000	50	20,000	18	10,000	155	
2	1	20	1,000	3	90	900		90	1,600	1	1,000	2	1,000					
3					35	350		35	2,100									
4								325	1,900									
5								13	38,600									
6								112	1,120									
7								3	430									
8								400	47,200									
9								20	157									
10								20	170									
11								19	190									
12								21	125									
13								6	1,620									
14								51	510									
15								25	400									
16								1	90									
17								57	570									
18								13	190									
19								19	190									
Totals	10	630	\$4,000	106	561	\$30,570	1	500	1,813	20,674	73	61,000	71	33,300	18	10,000	203	

RETURNS showing the Quantities and Values of all Fish caught, and marketed or consumed locally, for the Province of Manitoba, and District of Keewatin, during the year 1911-12.

Fishing Districts.	Trout, cwt.	Trout, value.	Whitefish, cwt.	Whitefish, value.	Pickarel, cwt.	Pickarel, value.	Pike, cwt.	Pike, value.	Perch, cwt.	Perch, value.	Tullibee, cwt.	Tullibee, value.	Mixed fish, for home consumption, cwt.	Mixed fish, for home consumption, value.	Number.
1 Lake Winnipeg, summer season.			24239	169610	13939	83634	1774	5322	559	3354	568	1704	23423	70269	1
" " winter			7003	49021	22431	134386	4301	12903			6561	19683	6083	18252	2
2 Lac du Bonnet.													3500	10500	2
3 Red River, summer season.									35	210			10800	32400	3
" " winter					240	1440	150	450					170	510	4
4 Nelson River district													12821	38463	5
5 Lake Winnipegosis			9336	63752	7531	45186	12016	36048					9901	29703	6
6 Waverhen			631	4557	385	2310	140	420					809	2427	7
7 Dauphin					109	634	31	93	36	216			450	1350	8
8 Manitoba			2587	18103	7908	47148	12860	38589					8831	26493	9
9 St. Martin			1910	13376	406	2436	262	786					2300	6900	10
10 Dog													1100	3300	11
11 Shoal													720	2160	12
12 Moose, summer season.			1032	7224											13
13 " winter	108	756	2065	14455	781	4701	1090	3270					2980	8940	14
14 " Clearwater	123	861	706	4942									696	2088	15
15 Cedar Lake			20	140	30	180	40	120					5140	15420	16
16 Lost Lake			104	738	11	63	26	78					1000	3000	17
17 Big Saskatchewan River			2000	14000	500	3000	200	600					8040	24120	18
18 Rock Lake and Turtle Mountain districts.															19
19 Riding Mountain district, and Lakes Cross, Falcon, Hawk, Forbes and No. 10.															20
Totals	236	1652	51844	362908	54274	325644	32890	98670	630	3780	7129	21387	99815	299440	

Quantity consumed in Canada, about one-half. † "Mixed Fish" includes catfish, grayling, bullheads and goldeyes.

SESSIONAL PAPER No. 22

RECAPITULATION

Of the Yield and Value of the Fisheries in the Province of **Manitoba**, and District of **Keewatin**, during the year 1911-12.

Kinds of Fish.	Quantity.	Price.	Value.
		\$	\$
Trout.....	Cwts. 236	7	1,652
Whitefish.....	51,844	7	362,908
Pickarel.....	54,274	6	325,644
Pike.....	32,890	3	98,670
Perch.....	630	6	3,780
Tullibee.....	7,129	3	21,387
†Mixed fish.....	99,815	3	299,445
Total value.....			1,113,486

Cwt. = 100 lbs. — "Mixed Fish" includes catfish, greyling, bullheads, gol-byes and sunnyside.

RECAPITULATION

Of the Number of Fishermen, &c., and of the Number and Value of Vessels, Boats, Nets, &c., used in the Fisheries in the Province of **Manitoba**, and District of **Keewatin**, during the year 1911-12.

	Number.	Value.
		\$
Vessels, (tonnage 630).....	10	84,000
Boats (gasoline).....	1	500
" (sail).....	561	39,870
Gill-nets.....	20,574	295,740
Freezers and Ice-houses.....	73	61,000
Smoke and Fish-houses.....	74	33,300
Piers and Wharves (private).....	18	10,000
Total value.....		425,410
Number of men employed in Vessels and Tugs.....	106	
" " " Boats.....	1,513	
" persons employed in Fish-houses, Freezers, etc.....	293	
Total.....	1,912	

APPENDIX No. 9.

SASKATCHEWAN.

REPORT ON THE FISHERIES OF THE PROVINCE, BY INSPECTOR
E. W. MILLER, FORT QU'APPELLE.

To the Superintendent of Fisheries,
Ottawa.

SIR,—I have the honour to submit the following report on the fisheries of the province of Saskatchewan for the year ended March 31, 1912; together with statistical returns showing yield of fish, value of catch, plant, &c.

There was a considerable reduction in the number of licenses issued, the total being one hundred and seventy-five less than in the previous year. This was almost wholly due to the long drawn out harvesting operations and delay in marketing the grain crop; men were unable to start fishing in the moderate weather before Christmas, and a period of extremely cold weather coming immediately afterwards, many of those who usually make fishing their winter occupation did not go to the lakes. Some of the small lakes in the southern part of the province, where a few net licenses have heretofore been issued, are now reserved entirely for angling, this also reducing the total.

The lengthening of the close season on some of the more accessible lakes which had been fished heavily for some years lessened very materially their output of whitefish; but the total catch of whitefish for the whole province showed a large increase, owing to the success attending the operations carried on in the lakes north of Prince Albert, some of which had practically been fished for the first time during the previous winter.

The catch of pickerel and pike shows a falling off due to the unfavourable weather conditions rather than to any apparent failure of the supply.

Sturgeon, which formerly were fairly abundant far up both branches of the Saskatchewan river, are now but rarely caught, and the catch in the Cumberland lakes has been small this year. It is evident that a long close season is necessary to prevent this fish entirely disappearing from our waters.

No speckled trout are found in Saskatchewan; but lake trout are found in the deeper lakes of the north, and a good catch was made at Little Trout lake, lac la Ronge and Cold lake. These fish were not readily marketable a few years since, but now meet with a good demand.

No catch of fish is made in the summer season except for consumption in the immediate vicinity of the waters whence the fish are taken; the only exception to this being a small fishery conducted at Murray and Jackfish lakes, from which small supplies of whitefish were sent to the cities and larger towns of the province. It is to be regretted that so few of our good fish lakes are so situated as to admit of a summer fishery being carried on and the catch conveyed to the local markets, as a large demand for the fish at good prices would soon spring up if a regular supply were forth-

SESSIONAL PAPER No. 22

coming. Under present conditions of transport this cannot be done, and fresh fish, other than salmon and halibut from British Columbia, is practically unprocurable in most towns. Some whitefish is brought from Lake Winnipeg; but the heavy express charges do not allow of its being retailed at a reasonable price.

Complaints have sometimes been made in former years, though without sound foundation, that the provincial markets were not properly supplied with fish in the winter season owing to excessive exports to the United States. Difficulties of distribution in small quantities still render our smaller towns and villages but ill supplied; in all the larger centres, however, the markets were glutted with fish this winter to an extent that made the prices obtained quite unremunerative to the shippers. Some fish were actually sold, delivered at Regina, at no greater price than paid the fishermen on the ice; and in Saskatoon a considerable quantity had to be destroyed, as no sale could be made. These facts show that while in the past winter fishing has been encouraged as affording occupation to settlers, the time has come in the general interest of the province at large that encouragement should be given to efforts to place fresh fish on the market in the summer season. An attempt to do this will be made at Stony lake this summer, the Canadian Northern Railway branch running to Big river from Prince Albert affording means of transport if the fish can be conveyed the short distance from the lake to that point.

The lakes in the southern portion of this province, though of minor importance considered from the standpoint of the value as food of the fish obtained from them, are becoming more and more each year centres of attraction, and the more accessible draw hundreds, in some cases thousands of visitors during the summer months, to many of whom angling affords their greatest pleasure. At the meeting of the recent special Fisheries Commission held in this section, nothing was more strongly urged on their attention than the great desirability of introducing if possible some species of the bass, and great satisfaction will be given if an early attempt is made by the department to give effect to the recommendation of the Commission in that respect.

Eight convictions were secured during the past year for infringements of the regulations, in addition to which many nets were seized and several fish traps destroyed, the owners of which could not be detected. On the whole, however, the necessity of a proper observance of close seasons and the injurious results of illegal methods of taking fish are now very generally appreciated.

Much difficulty is experienced in gathering accurate statistics of the catch; many of the net fishermen seem to think that to give in a record of a large catch during the year would entail their being charged a larger fee or barred from the lake; the Halfbreeds and Indians never keep any record of their catch, and their guess at it is not likely to be nearly so correct as an estimate by the Fishery Guardian if he has had an opportunity of observing the amount of fishing done from time to time; of necessity the quantity of fish taken by anglers on the various lakes can only be an estimate by the guardian. However, in the matter of the winter catch made for market purposes, correct statements of the amount bought can be obtained from the buyers and checked by reference to the railway offices. All officers are urged to use every effort to make their returns as correct and complete as possible, and the totals given may be considered as near an approximation to accuracy as can be obtained under prevailing conditions.

Long lake. Overseer Silverthorn reports that the catch per net on this lake has been well up to the average, but that the whitefish do not run as large as in former years. One hundred and twelve licenses for the use of nets were issued; but the majority of the men fish for only a short time, and use but a short length of net. The catch of whitefish was 140,000 lbs., of which eighty per cent were caught in the winter. Scarcely any of these fish are sent away by rail; they are bought on the ice by small dealers and hauled away in sleighs to be peddled directly to the consumer. The fish are not

cleaned nor boxed, but meet with a ready sale on the ice at five cents per lb., the buyer taking pike and pickerel at the same price. The lake continues to be materially benefited by the dam on the Qu'Appelle river at Craven, which turns a considerable flow of water into the lake each spring and so maintains it at a high level. Branch lines of the C.P.R. now run either side of the lake and large numbers of people resort to it for the summer, by whom much angling is done.

Qu'Appelle lakes. Guardian Leader reports a much smaller catch owing to fewer licenses being applied for. Tullibee, at one time extremely plentiful, do not appear to have recovered from the great destruction of them by a disease some three years since. Whitefish are slowly increasing but are not numerous. Pike, pickerel and suckers are found in great abundance, and an immense quantity of the two first named are taken on the hook, the Indians resident in this district preferring that mode of fishing even in the water. The dam at the outlet of Katepwe lake continues in good condition and held the two lower lakes at a good level; another dam is urgently required, however, below Qu'Appelle lake, as it falls very low in a dry season. The water thrown into Long lake by the Craven dam would otherwise flow to this lake, and since its construction the Qu'Appelle lakes do not retain their level so well as before.

At Crooked and Round lakes, situated lower down the Qu'Appelle valley, the fishing was up to the average. A few net licenses were issued for the latter lake; but none for Crooked lake. The catch is mainly of pike, pickerel and suckers; but small quantities of whitefish and tullibee are taken in the nets. Here too the construction of dams at the outlets would materially improve the condition of the lakes, as the low stage of water at the end of the summer leads to the water becoming too heated for whitefish except in the deepest portions.

The Moose Mountain lakes being now included in a forest reserve, nothing but angling is allowed.

The foregoing lakes have all become favourite summer resorts, and the amount of angling done is very large. It is felt that for the more general benefit, fishing with nets should be restricted, though it would be unreasonable to stop it altogether in view of the catch of whitefish, tullibee and suckers, which are not to be caught by hook and line. A dam has been built by the Canadian Pacific railway on the Qu'Appelle river some miles above Crooked lake. It was furnished with a fishway of approved design, which is reported by Guardian McLeod to work efficiently.

Lac Pelletier, a small lake situated south of Swift Current, is the only lake south of the main line of the Canadian Pacific railway possessing whitefish. In earlier days with only two or three resident families in its vicinity, it was able to provide a fair quantity of fish for sale in the nearest towns; it has now become the centre of a thickly settled district, and the applications for fishery licenses were so numerous that it was found necessary to refuse many and to reduce the quantity of net allowed under those granted. The lake is not so well stocked with fish as formerly, and will require careful control to prevent its exhaustion.

The demand for licenses for nets and set lines on the north and south branches of the Saskatchewan river continues to increase, though the individual catch is but small. Very few sturgeon were caught in this district this year, and they mostly of small size. The privilege of fishing with a small net is very much appreciated by the German settlers, many of whom go a considerable distance for this purpose. In order that as many as possible may participate it will be necessary to limit the catch to that required for home consumption, as to allow all those that seek licenses to fish at all persistently, as of course they are at liberty to do under the terms of their licenses at present, would soon ruin the river as regards fishing.

At Fishing lake and the minor lakes in the Wadena district, it has been found desirable to restrict the use of nets, as it is impossible to allow their use in small lakes and yet preserve a fair supply of fish to meet the ever increasing demands made on these waters by anglers.

SESSIONAL PAPER No. 22

The change made last year by specially lengthening the close season for whitefish in the Jackfish and Turtle lakes led to a very large decrease in the number of licenses applied for this season. These lakes had given a remarkable output of fish for some years, of which a large portion had been taken before spawning was completed. That they had stood the strain so well shows the wonderful productive powers of these waters, and it may be expected that Jackfish and Turtle under the improved conditions will soon be restored to prime state. The men who fished in Jackfish obtained very fair catches though the fish are undersized; the same statement applies to Murray lake, which is closely connected. A summer catch was made of 31,000 lbs. whitefish and 15,000 lbs. pike and pickerel; nearly all of the first and about a third of the last named were shipped by express to the provincial cities, where good prices were obtained as already mentioned in this report. Very little fishing is done at Turtle, Bright Sand and Lone lakes in the summer season, and that only for immediate consumption by Indian and other residents. Turtle lake appears to have suffered more than Jackfish from the fishing of former seasons, and the few who went there to fish in the winter met with but poor success at the start, though an improvement in the catch was noted later in the season. The winter catch for this district was 264,000 lbs. whitefish, of which 112,000 were sent to Calgary for southern Alberta points; the remainder were disposed of within Saskatchewan. About 15 per cent of these were boxed and 35 per cent cleaned before shipment. The price paid to the fishermen on the ice varied at different times from $3\frac{1}{2}$ to as low as 2 cents per lb., the low prices being attributed to the absence of any demand from outside the province and Alberta. The extension of railway facilities in this district has led to the fishery operations being spread over a wider area, and the marketing of the catch at several different points; under these new conditions it is no longer possible for one fishery guardian to maintain an efficient oversight, and the difficulties of procuring accurate details of the catch are multiplied. It will be necessary to divide the duty before next winter.

The great need of an extension of the close season on lakes which are fished for market purposes was fully exemplified at Cold and Primrose lakes this last season. They are situated in the district in which under the old regulations (now revised) fishing was allowed to begin on November 16, a date at which the whitefish are still for the most part on the spawning banks, where they can easily be caught in immense quantities. Many of the fishermen who had formerly fished at Turtle and Jackfish lakes had moved here and a very large catch was made, principally in Primrose lake. Unfortunately the guardian in charge was unable to reach this lake at the opening of the season, and there is little doubt that many of the fishermen abused their privileges. Later on the services of a resident guardian were secured and the regulations properly enforced. Cold lake is always very late in freezing over and is consequently naturally protected in great measure from premature fishing: only a moderate catch of whitefish was made there but 16,000 lbs. of lake trout were taken. The total catch of whitefish was 498,000 lbs., of which nearly the whole was drawn over 100 miles to railway points on the Canadian Northern railway for shipment to Edmonton, Calgary and other Albertan centres, with the exception of five carloads which went to Winnipeg. Such a large catch is not likely to be repeated in these waters, as fishing will not be allowed to begin until December 16 in future. On these lakes nearly the whole catch is cleaned before shipment, and over half is boxed. Cleaned boxed fish sold for 2½ cents per lb. on the ice, loose fish for 2 cents. The abundance of fish led to much carelessness in their handling and some became quite unsaleable, but if the last fact does not induce better handling it is difficult to suggest a remedy.

In the Prince Albert district no apparent falling off of the supply of fish in the different lakes is reported, and during the comparatively short season that the winter fishery was in progress the catches were not inferior to those of former years. As, however, the provincial markets were very soon oversupplied and the prices offered by

3 GEORGE V., A. 1913

Winnipeg buyers altogether unremunerative, operations closed in most of the lakes very much earlier than usual.

The average price for fish loaded on the cars at Big River was 3½ cents per lb. for round whitefish and pickerel, and 4 cents for cleaned fish. In this market, even for export from the province, round fish seemed to be preferred, and only about twenty per cent were cleaned. As usual no fishing was done in any of these waters during the summer save for the immediate consumption of the few permanent residents living near them, and the whole summer catch is almost negligible as compared to the winter fishery. At Candle lake the whitefish showed an improvement in quality and size; the entire catch was disposed of either locally or in Prince Albert, as also was the greater part of the catch from Little Trout lake. The main sources of supply for fish shipped out by rail were Stony, Doré, and Ile à la Crosse lakes. At the latter the catch was made very largely by the permanent residents in its neighbourhood, mostly Halfbreeds and Indians; at Stony and Doré lakes, where there is practically no settlement, by white fishermen from Prince Albert and other parts of the province. The new winter road laid out between Ile a la Grosse and Big River, via Doré and Stony lakes, by the companies interested in the fish business cut down the long haul to the railway considerably, and the wastage of fish from lack of transport facilities as reported last year did not recur. Of the total catch in this district, estimated at 1,140,000 of whitefish, 803,000 lbs. were shipped out by rail, of which 283,000 were shipped directly to points in the United States.

In the Cumberland district an increased number of licenses were taken out, not so much on account of an increased amount of fishing as due to a stricter enforcement of the regulations. The supply is fully equal to local demands, and there was no market to induce any fishing in excess.

At more remote lakes such as lac la Plonge, lac la Lache, Buffalo lake and Clear lake, from which no fish have yet been taken except for local consumption, no attempt is made to enforce the fishery regulations in their entirety; but the observance of a short close season and the prevention of the continuance of the custom of depending on the catch of spawning fish in the late fall for an entire winter's supply is being pressed.

In accordance with your instructions I made arrangements for a visitation of the waters in the northern part of the provinces of Saskatchewan and Alberta by the special Fisheries Commission last summer, and accompanied the members of it on their tour. This occupied four months during which a great deal of valuable information was gathered as to our fishery resources and the best means of safeguarding them, which has been embodied in the Commission's report recently published. The full investigation thus made, during which all interested parties had an opportunity of placing their views before the Commissioners, supplied a basis upon which a thorough revision of the fishery regulations has since been made.

These new regulations are framed so as to permit of much greater elasticity in dealing with the very varying conditions which must exist in such a vast extent of country, and cannot fail to be accepted by the public as a great step in securing an enduring and profitable development of our fisheries.

I have the honour to be, sir,

Your obedient servant,

A. W. MILLER,
Inspector of Fisheries.

SESSIONAL PAPER No. 22

RETURN showing the Number of Fishermen, &c., the Number and Value of Tugs, Vessels and Boats, and the Quantity and Value of all Fishing Gear and other Material used in the Fishing Industry in the Province of Saskatchewan, during the year 1911-12.

Number.	Fishing Districts.	Men Licensed.	Gill Nets.		Hoop Nets.		Lines.		Freezers and Ice-houses.		Number.
			Number.	Value.	Number.	Value.	Number.	Value.	Number.	Value.	
				‰		‰		‰		‰	
1	Qu'Appelle Valley	31	100	500							1
2	Long Lake.	115	340	1730					3	75	2
3	Lac Pelletier.	24	30	150							3
4	Fishing, Devil's and Stony Lakes.	7	12	60							4
5	Wakaw, Crooked & Lenore Lakes.	3	5	25							5
6	N. and S. Branches Sask. R.	80	6	35	65	325	30	30			6
7	Jackfish, Turtle Lakes.	84	320	1645					1	125	7
8	Primrose, Cold Lakes.	43	210	1060							8
9	Waterhen, Green Lakes.	6	30	150							9
10	Stony, Dogbark, Sled Lakes.	21	90	450					2	400	10
11	Doré Lake	23	130	650							11
12	Beaver Riv. and La Plonge Lakes.	3	12	65							12
13	Canoe Lake, &c.	4	20	100							13
14	Ile-a-la-Crosse Lake.	41	170	865							14
15	Buffalo, La Loche, &c.	17	60	340							15
16	Little Trout, Montreal Lakes.	17	80	490							16
17	Candle Lake, &c.	4	20	100							17
18	Cumberland Lakes	26	110	585							18
19	Lac la Rouge.	2	No return.								19
20	Northern Lakes.	8	No return.								20
	Totals.	559	1745	8910	65	325	30	30	6	600	

RETURN showing the Quantities and Values of all Fish caught, and marketed or consumed locally, in the Province of Saskatchewan, during the year 1911-12.

Number.	Fishing Districts.	Trout, cwts.		Trout, value.		Whitefish, cwts.		Whitefish, value.		Pickereil, cwts.		Pickereil, value.		Pike, cwts.		Pike, value.		Sturgeon, cwts.		Sturgeon, value.		Tullibee, cwts.		Tullibee, value.		Mixed Fish, cwts.		Mixed Fish, value.		Number.
				¢	¢			¢	¢			¢	¢			¢	¢			¢	¢			¢	¢			¢	¢	
1	Qu'Appelle Valley.			45	450			560	2800	950	4750											210	10940			210	10940	1		
2	Long Lake.			1400	7000			380	1900	740	3700														50	200	50	200	2	
3	Lac Pellerin.			120	720			30	150	75	375														10	50	10	50	3	
4	Fishing Lake, &c.							50	250	600	2400															80	160	4		
5	Wakaw, Crooked Lakes.							60	300	80	320															60	180	5		
6	N. and S. Branches Sask. River.			10	50			80	400	180	720															150	600	6		
7	Jackfish, Turtle Lakes.			2950	11800			40	200	290	1160															30	150	7		
8	Pemrose, Cold Lakes.			4984	14952			235	705	130	300															135	135	8		
9	Waterhen, Green Lakes.			182	546			36	108	20	40															30	30	9		
10	Stony, Dogbark, Sled Lakes.			1025	3075			40	120	140	280															180	180	10		
11	Dore Lake.			3200	9600			68	204	65	195															138	180	11		
12	Beaver River and La Plonge Lake.			300	900			50	150	60	180															120	120	12		
13	Canoe Lake.			600	1800			120	360	100	300															100	100	13		
14	Be-a-la-Crosse Lake.			3570	10710			150	450	300	900															800	800	14		
15	Buffalo Lake and Lac la Poudre.			1620	4860			180	540	500	1500															250	250	15		
16	Little Trout, Montreal Lakes.			15	90			12	48	15	60															100	100	16		
17	Candle Lake.			120	480			12	48	30	120															10	10	17		
18	Cumberland Lakes.			162	810			200	600	450	900															200	200	18		
19	Lac la Poudre.			500	1500			60	180	60	180															150	150	19		
20	Northern Lakes.			300	900			300	900	1200	2400															300	300	20		
Totals.		1137	4260	30856	99543	2656	10385	5975	18965	66	560	256	1185	3135	4325															

All consumed in Canada, except 2,820 cwts. exported to U. S. A.
Cwt. = 100 lbs. † Mixed Fish includes catfish, greyling, bullheads and goldeyes.

SESSIONAL PAPER No. 22

RECAPITULATION

Of the Yield and Value of the Fisheries in the Province of Saskatchewan, during the year 1911-12.

Kinds of Fish.	Quantity.	Value.
		\$
Trout	Cwts. 1,137	4,260
Whitefish	" 39,856	99,543
Pickarel	" 2,656	10,395
Pike	" 5,975	18,965
Sturgeon	" 66	560
Tullibee	" 256	1,188
+ Mixed Fish	" 3,195	4,525
Total value		139,436

Cwt. = 100 lbs. + "Mixed Fish" includes catfish, greyling, bullheads, goldeyes and suckers.

RECAPITULATION

Of the Number of Fishermen, &c., and of the Number and Value of Vessels, Boats, Nets, &c., used in the Fisheries in the Province of Saskatchewan, during the year 1911-12.

	Number.	Value.
		\$
Gill-nets	1,745	8,910
Seines and other nets	65	325
Lines	30	30
Freezers and Ice-houses	6	600
Total value		9,865

Number of men Licensed to fish..... 559

APPENDIX No. 10.

ALBERTA.

THE FOLLOWING ARE REPORTS THAT WERE RECEIVED FROM SOME
OF THE FISHERY GUARDIANS OF THE PROVINCE.

HIGH RIVER, ALTA.

To the Superintendent of Fisheries,
Ottawa.

SIR,—I have the honour to send you herewith the statistics for the fisheries of my district for the year 1911-12.

In these mountain streams, where the water is icy cold all the year, the flesh of the pickerel, pike and grayling is firm and sweet all the time; even suckers are caught and used to quite an extent.

Although the figures form merely an approximation, I consider them a conservative estimate.

I am, sir,
Your obedient servant,

WM. A. DUNLOP,
Fishery Guardian.

TOFIELD, ALTA.

To the Superintendent of Fisheries,
Ottawa.

SIR,—I have the honour to present my report on the fisheries of the Beaver Hills lake, Cooking, Hasting, Ministick, St. Joseph, Oliver and Blackfoot lakes, and on several minor lakes, for the year 1911-12.

During the year very careful patrols were made monthly over all the lakes, illegal fishing being thus prevented.

The catch shows a great increase over that of the previous year.

No fish has been exported from this locality, the demand for fish for local consumption having increased so rapidly that the catch has been inadequate to supply it fully.

I am, sir,
Your obedient servant,

R. A. MACKENZIE,
Fishery Guardian.

SESSIONAL PAPER No. 22

BLACKFALDS, ALTA.

To the Superintendent of Fisheries,
Ottawa.

SIR,—I have the honour to present my report on the fisheries of my district for the year 1911-12.

As the country around the lakes becomes more settled, more fish are caught, and for this reason the fish are now neither as numerous nor as large as formerly, and need more protection in the close season.

There has been no fishway in the dam at the electric plant on Blindman river, since the old one was carried out by the ice. The settlers complain that fish cannot ascend the river. The plant is the property of the town of Lacombe. Last year the town promised to renew the fishway; but so far the promise has not been fulfilled.

I am, sir,
Your obedient servant,

JOSEPH CAPRON,
Fishery Guardian.

WATERTON MILLS, ALTA.

To the Superintendent of Fisheries,
Ottawa.

SIR,—I have the honour to submit my annual report on the fisheries of the Waterton lakes district for the year ended March 31, 1912.

This year has been of a normal character. There were about the usual number of anglers. Some good sized trout were taken.

No nets have been used in the Waterton lakes for some time. Doubtless the whitefish have increased in consequence of this fact, as well as owing to the numbers of pike and lake trout that have been caught.

No infractions of the fishery laws have come to my notice.

I am, sir,
Your obedient servant,

J. G. BROWN,
Fishery Guardian.

RETURN showing the Number of Fishermen, &c., the Number and Value of Tugs, Vessels and Boats, and the Quantity and Value of all Fishing Gear and other Material, used in the Fishing Industry in the Province of Alberta, during the year 1911-12.

Number.	Fishing Districts.	Boats.					Gill Nets.		Lines.		Freezers & Ice-houses.		Piers and Wharves.		Number.
		Sail.	Value.	Gasoline.	Value.	Men.	Number.	Value.	Number.	Value.	Number.	Value.	Number.	Value.	
		£	£	£			£	£	£	£	£	£	£		
1	Cardston			2	1650	3									1
2	Waterton, Belly River and tributaries	15	450	2	1000	3									2
3	High River district														3
4	Red Deer and Blindman Rivers														4
5	Gull, Snake and Lacombe Lakes						10	75							5
6	Pigeon, Buck and Battle Lakes	32	302			71	308	1846							6
7	Conjuring Lake and Creek	10	200			20	2	15	20	30	3	350	1	20	7
8	Lac St. Anne and Wabamun district	12	230	6	1180	*50	97	582	50	50					8
9	Lac La Nonne district														9
10	Beaver Hill, Hastings and Cooking Lakes district	49	2420	4	1300	87	104	1040							10
11	Lac La Biche, Rocky Island and Mosquito Lakes district	86	1190			86	172	860							11
12	Island or Calling Lake						8	40							12
	Totals	204	4792	14	5130	320	701	4458	70	80	3	350	1	20	

* Of these 33 fished from the shore.

RETURN showing the Quantities and Values of all Fish caught, and marketed or consumed locally, for the Province of Alberta, during the year 1911-12.

Number.	Fishing Districts.	Trout, cwts.		Trout, value.		Whiten-h, cwts.		Whiten-h, value.		Pickereel, cwts.		Pickereel, value.		Pike, cwts.		Pike, value.		Perch, cwts.		Perch, value.		Mashinongy, cwts.		Mashinongy, value.		Tullibee, cwts.		Tullibee, value.		+Mixed h-h, cwts.		Mixed h-h, value.		Number.		
		wt.	val.	wt.	val.	wt.	val.	wt.	val.	wt.	val.	wt.	val.	wt.	val.	wt.	val.	wt.	val.	wt.	val.	wt.	val.	wt.	val.	wt.	val.	wt.	val.							
1	Cardston	60	5.90	40	2.00																															
2	Waterton, Belly River and tributaries	73	7.40																																	
3	High River district	8	13.00																																	
4	Red Deer and Blindman Rivers																																			
5	Gull, Snake and Lacombe Lakes																																			
6	Pigeon, Buck and Battle Lakes	1051	55.96																																	
7	Conjuring Lake and Creek																																			
8	Lac St. Anne and Wabamun Lake district	175	10.30																																	
9	Lac La Nonne district																																			
10	Peaver Hill, Hastings and Cooking Lakes district																																			
11	Lac La Biche, Rocky Island and Mosquito Lakes district																																			
12	Island or Calling Lake																																			
	Totals	2225	237.15	5560	203.71	1435	100.92	495	21.81	30	6.00	3880	147.45	524	48.72	5	5	230	9.06	5010	202.00	35	1.75	5	3.75	335	32.5	6000	214.12							

Cwt. = 100 lbs. "Mixed Fish" include catfish, grayling, bullheads and goldeyes.

RECAPITULATION

Of the Yield and Value of the Fisheries in the Province of **Alberta**, during the year 1911-12.

Kinds of Fish.	Quantity.	Value.
		\$
Trout.....	Cwts. 2,225	23,715
Whitefish.....	" 5,560	20,374
Pickeral.....	" 193	1,002
Pike.....	" 7,176	34,471
Perch.....	" 50	300
Maskinonge.....	" 5	35
Tullibee.....	" 325	916
†Mixed fish.....	" 6,000	21,512
Total value.....		102,325

Cwts. = 100 lbs. † "Mixed Fish" includes greyling, catfish, goldeyes and bullheads.

RECAPITULATION

Of the Number of Fishermen, &c., and of the Number and Value of Vessels, Boats, Nets, &c., used in the Fisheries in the Province of **Alberta**, during the year 1911-12.

—	Number.	Value.
		\$
Boats (gasoline).....	14	5,130
" (sail).....	204	4,792
Gill-nets.....	701	4,458
Lines.....	70	80
Freezers and Ice-houses.....	3	350
Piers and Wharves (private).....	1	20
Total value.....		14,830

Number of men employed in boats..... 320

APPENDIX No. 11.

YUKON TERRITORY.

REPORT ON THE FISHERIES, BY INSPECTOR H. T. MCKAY,
DAWSON.

To the Superintendent of Fisheries,
Ottawa.

SIR,—I have the honour to submit my annual report on the fisheries of the Yukon Territory for the fiscal year ended March 31, 1912, and the customary statistics showing the quantity and value of fish and fishing material, &c.

By referring to the returns herewith enclosed, you will observe that I have as usual compiled the estimated catch of Indians under a separate heading from that of the other fishermen of the territory.

The total value of fish caught and landed during the season amounts to the sum of \$111,825, being a decrease of \$6,549 from the total value of last year, but the total quantity of fish landed shows an increase of 50 cwts.

The quantity of salmon was greater by 591 cwts., and the value by \$4,211. Trout fell by 13 cwts., but increased \$324 in value. There was a falling off in the value of whitefish of \$2,900 and 59 cwts. in quantity. The quantity of pickerel was greater by 72 cwts., and the value by \$1,560. Pike shows an increase of 23 cwts. in quantity and \$460 in value. As there was no maskinongé catch shown in last year's report the total amount caught this year will be shown as an increase of 29 cwts. in quantity and \$725 in value.

Mixed fish include catfish, tullibee and greyling, and they show a decrease of 593 cwts. in quantity and \$10,920 in value.

The reason for the large decrease in mixed fish can be attributed to the increase in salmon. The latter fish were very plentiful and very easily caught, therefore the fishermen did not so ardently engage in the greyling and tullibee fisheries as they did in former years.

Again I am pleased to be able to report that not a human life was lost in connection with the fisheries of the Yukon Territory.

The catches of the sealing and whaling boats and of the Esquimaux along the northern coast of the territory are not included in this report, as I was unable to secure reliable information. These fisheries have been known to have in the past an annual value of \$2,000,000 or more.

I have the honour to be, sir,

Your obedient servant.

H. T. MCKAY,
Inspector of Fisheries.

RETURN showing the Number of Fishermen, &c., the Number and Value of Tugs, Vessels and Boats, and the Quantity and Value of all Fishing Gear and other Material, used in the Fishing Industry in the whole Yukon Territory, during the year 1911-12.

Fishing Districts.	Boats.			Gill Nets.		Lines.		Freezers and Ice-houses.		Smoke and Fish-houses.		Piers and Wharves.		Number.	
	Sail.	Value.	Gasoline.	Value.	Men.	No.	Value.	No.	Value.	No.	Value.	No.	Value.		
1 Whole Yukon Territory.	70	\$ 3500	3	\$ 900	138	185	\$ 4275	50	\$ 250	3	\$ 1500	10	\$ 1400	1	275

SESSIONAL PAPER No. 22

RETURN showing the Quantities and Values of all Fish caught, and marketed or consumed locally, for the whole Yukon Territory during the year 1911-12.

Fishing Districts.	Number.	Salmon, cwts.	Salmon, value.	Trout, cwts.	Trout, value.	Whitefish, cwts.	Whitefish, value.	Pickeral, cwts.	Pickeral, value.	Pike, cwts.	Pike, value.	Maskinonge, cwts.	Maskinonge, value.	Mixed fish, cwts.	Mixed fish, value.	Number.
		%	%	%	%	%	%	%	%	%	%	%	%	%	%	%
<i>Caught by Whites.</i>																
1 Dawson	5110	5110	150	74	1776	4	80	1	80	1	80	1	50	102	2040	1
2 Pelly District	38	380	42	1200	250	6000	1	40	1	25	40	1	100	20	400	7
3 Forty Mile	180	1800	3	120	10	240	1	20	2	2	40	1	25	43	860	5
4 Lake Lebarge			10	300	125	3000	1	140	3	60	60			50	1000	4
5 Carcross			61	1830	62	1488	52	1040	53	1050				25	500	5
6 Klondyke River	75	7500	10	300	12	288	10	40	8	160				135	3100	6
7 Tumbler and Sixty Mile	80	800	3	210	9	216	6	120	4	80				138	2760	7
8 All other parts of Yukon Territory	155	1550	40	1200	69	1656	10	200	11	220				119	2380	8
Totals	1048	10480	173	5370	611	14664	84	1680	89	1780				682	13640	
<i>Caught by Indians.</i>																
9 Salmon	180	1800	10	300	70	1680	16	320	12	240				138	2760	9
10 Teslin Lake			15	450	80	1920	1	40	11	220				117	2340	10
11 Teslin			8	240	64	1536	1	20	10	200				99	1980	11
12 Big Lake			8	240	30	720	3	60	6	120				54	1080	12
13 McQuestion and Stewart			7	210	40	960	2	40	8	160				62	1240	13
14 Selkirk and Pelly	360	3600	30	900	190	4560	9	180	7	140				157	3110	14
15 Duncan	60	600	10	300	40	960	5	100	8	160				86	1720	15
16 Porcupine	40	400	3	90	25	600	1	20	3	60				40	800	16
17 Peel River	138	1380	21	630	60	1440	4	80	10	200				89	1780	17
18 Rampart	155	1550	20	600	95	2280	2	40	16	320				154	3080	18
19 Hootchi	100	1000	27	810	120	2880	3	60	20	400				171	3480	19
Totals	1242	12420	165	4950	814	19536	48	960	111	2220				1170	23400	
Grand totals	2290	22900	341	10320	1425	34200	132	2640	200	4000				1852	37040	

Quantity consumed in Canada - all.

RECAPITULATION

Of the Yield and Value of the Fisheries, in the whole **Yukon Territory**,
during the year 1911-12.

Kind of Fish.	Quantity.	Price.	Value.
		\$	\$
Salmon.....Cwts.	2,290	10	22,900
Trout....."	344	30	10,320
Whitefish....."	1,425	24	34,200
Pickereel....."	132	20	2,640
Pike....."	200	20	4,000
Maskinonge....."	29	25	725
† Mixed fish....."	1,852	20	37,040
Total value.....			111,825

Cwt. = 100 lbs.

Decrease in value of fish. \$ 6,540

† 'Mixed Fish' includes tullibee, catfish, greyling, goldeyes, bullheads, &c.

RECAPITULATION

Of the Number and Value of Vessels, Boats, Nets, &c., used in the Fisheries, in
the whole **Yukon Territory**, during the year 1911-12.

	Number.	Value.
		\$
Boats (gasolene).....	3	900
" (sail).....	70	3,500
Gill-nets.....	185	4,275
Lines.....	50	250
Freezers and Ice-houses.....	3	1,500
Smoke and Fish-houses.....	10	1,400
Piers and Wharves (private).....	1	275
Total value.....		12,100

Number of men employed in Boats 138

SESSIONAL PAPER No. 22

APPENDIX No. 12.**BRITISH COLUMBIA.**

District No. 1.—Comprising the southern portion of the province. Inspector, F. H. Cunningham. (Also Chief Inspector of the province.)

District No. 2.—Comprising the northern portion of the province. Inspector, J. T. C. Williams. Port Essington.

District No. 3.—Comprising Vancouver island and part of the mainland adjacent thereto. Inspector, E. G. Taylor. Nanaimo.

REPORT ON THE FISHERIES OF THE PROVINCE BY THE CHIEF INSPECTOR.

To the Superintendent of Fisheries,
Ottawa.

SIR.—I have the honour to submit my first annual report as chief inspector of Fisheries for the province of British Columbia, for the fiscal year ended March 31, 1912.

For some years previous to the creation of the new position of chief inspector, the attention of the department had many times been called to the necessity for having a representative who would be clothed with more authority than the district inspectors, and who would be in a position to deal on the spot with many important questions. It is hardly necessary to enter into explanations for the creation of such an office when the vast fisheries resources of this province are considered.

The deep sea fishing, which is hardly more than in its infancy, offers great opportunity and inducements if undertaken by those with the required knowledge, and large returns can be looked for from economic exploitation.

The British Columbia coast, which comprises the whole of the sea front between the 49th and 50th parallels of north latitude, presents an enormous field for the profitable operation of a great fishing industry in all its branches. The great number of sounds, bays and inlets, many stretching inland for considerable distances in an actual shore line, including Vancouver island and the Queen Charlotte group, 15,000 miles in extent. Beyond this great natural fish preserve, the North Pacific and Behring sea afford deep sea fishing grounds which will compare more than favourably with the North Atlantic in their wealth of food fishes.

The protection of this vast resource of such inestimable value throws a huge responsibility on the department and its officers, in that this wealth of sea life must be fostered and engendered for future generations. Protection means the expenditure of money; but an asset which during the year 1911-12 produced a commercial value of \$13,677,125 is well worthy of a large expenditure on protection.

For protection purposes, the province of British Columbia is divided into three districts as follows:—

District No. 1 comprises the southern portion of British Columbia, including the Fraser river district.

District No. 2, the northern portion of the province, including Queen Charlotte islands.

District No. 3, Vancouver island and part of the mainland adjacent thereto.

DISTRICT NO. 1.

On the appointment of a chief inspector, Mr. Sword, who had for many years so efficiently supervised the district, resigned from the service, it being the intention that the chief inspector would, in addition to his other duties, have a direct supervision over this district. It was found, however, that owing to the immense amount of work involved in organizing the general protection work of the province, it was simply impossible to attend to the outside duties of this district; consequently, Mr. A. P. Halladay, who had ably assisted Mr. Sword for a number of years, was appointed assistant inspector for District No. 1.

His report shows that the total pack of all varieties of salmon in 1911-12 is 301,978 cases as against 163,116 cases in 1907-8, thus showing an increase in the four years of 138,862 cases. This is accounted for by the fact that the annual close season, which covers the period between August 25 and September 15, was suspended during the fishing season of 1911, and an opportunity was thus given for the capture of humpbacks and cohoes.

Taking up a comparison of the four years' cycle, it will be noticed that the pack of sockeye in 1907-8 for this district was 59,815 cases, as compared with 58,487 cases for this year, showing a small decrease of 1,328. In considering this small decrease, it must not be overlooked that there were 140,529 cases of sockeye put up on Puget Sound and 4,330 cases put up from fish caught by Canadian traps, and that all of these fish were heading for the Fraser river on their way to their natural spawning grounds.

The total number of cases of the various species of salmon canned during this year in this district are as follows:—

	Cases.
Sockeye	58,487
Spring salmon	13,779
Cohoos	39,740
Humpbacks	142,101
Dog salmon	47,237

The canneries and fishermen operating in District No. 1 experienced a good season, and their returns were supplemented by the canning of the humpback, cohoes and dog salmon, all of which found a comparatively ready market.

Before passing on to District No. 2, reference to the means of protection will prove of interest. During the summer season, the steamer *Restless* is utilized for protection purpose both in the Fraser river and in the Gulf of Georgia, and in addition thereto makes special trips to the northern part of the province when required. The steamer *Georgia* is employed throughout the year in District No. 1. This steamer has outlived its usefulness, and it is hoped that she will be replaced by a suitable gasolene launch at a very early date. The gasolene boats *Swan* and *Elk* are also used in patrolling the river and its branches, and render good and efficient service.

Experience has taught that rapid gasolene boats of about 50 feet length, with a light draught, are more serviceable than larger steamers for inside work. It is, of course, necessary that there should be one fair-sized steamer with headquarters at New

SESSIONAL PAPER No. 22

Westminster which can be utilized for inspection purposes wherever necessary over the whole coast line. The need of such a boat is very urgent, as with such a speedy boat, various points within the three-mile limit could be visited when least expected, and very valuable protection services afforded.

DISTRICT NO. 2.

This district comes under the supervision of District Inspector J. T. C. Williams, who has his headquarters during the fishing season at Port Essington on the Skeena river.

There has been a wonderful development in the fishing interests in this northern district during recent years, and with the completion of the Grand Trunk Pacific railway, with Prince Rupert as its terminus, an avenue of transportation will be opened up which will permit of still greater development of the immense deep sea fishery lying practically at its door.

In the city of Prince Rupert we find an immense cold storage building 200 feet long, 6 stories high, containing between 35 and 40 miles of piping, nearing completion; and with its fleet of deep sea fishing craft in the course of construction, it can readily be seen what the wide-awake business men of this Dominion and the old world expect from these northern waters in the way of fish. Besides these the 'British Columbia Fisheries, Limited,' a large company incorporated by Sir George Doughty, of Grimsby fame, is operating on Queen Charlotte islands; the 'Skeena River Syndicate' has a cold storage plant at Hayes port on the Skeena river; the 'Standard Fisheries, Limited' are operating a trawler; and all the signs point to a huge business gleaned from the northern waters of this province.

The total value of fish products for 1911-12 was \$4,722,761, as against \$3,470,729 for 1910-11. As in District No. 1, this increased value is accounted for by the canning of what are known as fall fish—such as coho, humpback and dog salmon. The quantity of the different species packed in this district during this year is as follows:—

	Cases.
Sockeye.	306,605
Cohoe.	54,063
Spring salmon	25,661
Humpback salmon.	149,923

aggregating 536,252 cases of all varieties.

Up to the present there has been practically no exploitation of the herring fisheries, although they may be found in abundance in all parts of the district. This fishery is capable of great development, and no doubt the future holds in store great business enterprises from this source alone. Consequently, upon the development of this district, the building up of the new city of Prince Rupert, together with the completion of the Grand Trunk Pacific railway, it was considered advisable to appoint an additional fishery overseer with headquarters at Prince Rupert, who would have jurisdiction over what is known as the Prince Rupert division. Mr. Stewart Norrie, who had several years' experience as a fishery guardian, was promoted to the position, and is giving every satisfaction.

This district is protected by guardians on the natural spawning grounds on the upper reaches of the rivers, and also by the steamer *Falcon*, which is constantly on the move throughout the whole fishing season; and there are launches patrolling at all points where the fishing is done and canneries are operated. This is a difficult division to supervise; but the inspector has all matters well in hand, and is assisted by an efficient staff of patrolmen.

DISTRICT NO. 3.

This district comprises Vancouver island and part of the mainland adjacent thereto, and comes under the supervision of District Inspector E. G. Taylor, with headquarters at Nanaimo.

The statistics show an increase in the value of fish for this year as compared with 1911. The returns given are \$2,786,302 as against \$2,358,423 for the previous year, giving an increase of \$427,879.

Two new canneries were built and operated for the first time this year, they being located at Quatsino sound and Seymour inlet respectively. A new cold storage plant with a capacity of 3,000,000 lbs. has been erected by the 'Wallace Fisheries' at Uchnucklesit harbour, Barclay sound; and it is stated to be a most modern institution, and should prove of considerable value to the fishing interests.

The herring fishery has also been further developed, and shows an increase of \$71,441 in commercial value over last year.

The operations of the 'Pacific Whaling Company,' located at Barclay sound and Kyuquot sound, experienced a profitable season. The total number of whales captured was 890, which included 24 sperm whales as against 11 sperm whales for last year.

The regulations are enforced in this district by the use of the government steamer *Alcádo* with special fishery guardians located at such points as required. This is a large division, and additional boats are required for its efficient protection. The best services possible with the facilities at hand, are afforded by the officers; but owing to the great distances which the one steamer has to cover, it will readily be seen that it would be in the interests of the fisheries that additional protection be provided.

OBSTRUCTIONS.

Considerable attention has been given by the department to removing from the different streams obstructions to the ascent of salmon to their spawning grounds; and in the localities where this class of work has been performed, good results have accrued. Of course, it is not possible to remove every log jam which may collect from year to year in the various small streams; neither is it necessary, as in the case of comparatively new jams there is generally a passageway for the fish underneath; but where the jam is an old one, the bottom has been filled by a sand bar, which no doubt prevents the fish from ascending. Again, there is the natural fall, on which an expenditure of money to make it accessible to salmon is very necessary and beneficial.

It is a very difficult matter to arrange for such work being done by tender, as owing to the difficulties of reaching the out-of-the-way places at which these obstructions occur, together with the difficulties of transporting supplies, very few people care about putting in a tender, especially as the collection of the information necessary before a tender can be prepared means the expenditure of considerable money, and with no sure returns, since there can be only one successful tenderer. Such work, to give the best results, should be performed under the direction of an engineer, whose knowledge of the work required would insure the same being well done and giving the biggest returns for the least expenditure.

There is this year a wonderful development going on in all parts of the province, especially so in connection with the fishing industry; and for the purpose of conserving the fisheries, it is absolutely necessary that additional boats should be provided. Especially is this the case around Queen Charlotte islands, where no travelling is efficient in the interests of the fisheries, unless done by water, and the boats provided must be strongly built and sea-worthy.

During this year there have been employed in the protection of the fisheries some 70 persons, made up of the inspectors, overseers, fishery guardians, and those employed on steamers and gosolene boats.

SESSIONAL PAPER No. 22

I wish now to refer to the fishery exhibit which as usual was held last year in connection with the annual exhibition in New Westminster. The exhibit consisted of a miniature hatchery in operation. Live specimens of the different species of salmon, all of which had been incubated and grown in the Dominion government hatcheries and retaining ponds, were shown in aquaria. Mounted specimens of mature fish of each species were also shown. The building was crowded by visitors through the whole week of the exhibition, the number of inquiries made concerning the fisheries of this province indicated the great interest taken, and this exhibit proved itself a valuable means of disseminating information on the fisheries.

In closing, I wish to refer to the assistance given me by the district inspectors and all others engaged in the service, as all have tried to do their duty to the best of their ability.

Following are the reports of the district inspectors.

Respectfully submitted,

E. H. CUNNINGHAM,

Chief Inspector of Fisheries.

REPORT ON THE FISHERIES OF DISTRICT No. 1.

To the Chief Inspector of Fisheries,
New Westminster, B.C.

SIR.—I beg herewith to submit the annual statistical report for District No. 1, British Columbia, for the fiscal year ended March 31, 1912.

There is a slight decrease in the pack of sockeye as compared with four years ago; but the total pack of all varieties shows an immense increase over that year. In 1907-8 the sockeye pack for this district was 59,815 cases; 1911-12, 58,487, a decrease of 1,348 cases. The total pack of all varieties in 1911-12 is 361,978 cases as against 163,116 in 1907-8, showing an increase of 198,862 cases. This is accounted for by the fact that the annual close season from August 25 to September 15 was suspended by the department this year, and the fishermen and canners were allowed to capture and can humpbacks and cohoes. This action by the department, you will see, proved a great benefit to all concerned; and the results, together with the fact that the Fraser River hatchery this year was able to secure nearly 4,000,000 sockeye eggs, whereas last year they secured practically none, would go to show that the complete abolition of the annual close season between the above dates would not detrimentally affect the supply of sockeye to their natural spawning grounds (the run of this species being practically over when this close season begins), but would continue to prove very beneficial to all who are engaged in this important industry.

On the whole, the year just closed was a very successful one. You will observe that the quantity of salted dog salmon, taken practically all by Japanese and shipped to the Orient, is a slight increase over last year, the total being 79,544 cwts.

There is also an increase in the quantity of cod taken, last year there being 12,101 cwts., and this year 14,165 cwts., an increase of 2,064 cwts.

Halibut.—There is a decrease in this item, last year the return being 193,866 cwts., while this year the return shows 158,541 cwts., a decrease of 35,325 cwts. This is accounted for by the fact that two of the New England Fish Company's vessels were for two months engaged in the Alaskan trade, and another was up for repairs for the same length of time. This reduced the catch of the company considerably. Practically all the halibut was taken in District No. 2.

During the year the obstructions in the Serpentine river, which had prevented the ascent of fish to their natural spawning grounds, (excepting at very high water) were removed. This I consider a wise policy, as the removal of these from the spawning

streams is of inestimable value to the natural propagation of salmon; and I would strongly recommend that such policy be continued.

For some years the hair seals have been increasingly destructive to the commercial fish of the Fraser river, especially to the spring salmon, and a great many complaints having been made, it was decided to experiment with sturgeon cross-lines, in an attempt to destroy them. Three of these apparatus were operated at the mouth of the Fraser and in Woodward's slough, where hair seals are in the habit of congregating; but without success, as only one was captured during the six weeks' trial.

Some years ago, the fisheries patrol boats were supplied with No. 12 shot guns and heavy ammunition for this purpose. but this also proved unsuccessful, as these mammals are very sagacious, and when once made aware of the presence of firearms, keep entirely out of the range of an ordinary gun.

This question is becoming a very serious one, as unless an effective method can be devised for destroying these pests, the fishermen and dealers will sustain a severe loss.

I am, sir,
Your obedient servant,

A. P. HALLADAY,
Assistant Inspector of Fisheries.

REPORTS ON THE FISHERIES OF DISTRICT No. 2.

To the Chief Inspector of Fisheries,
New Westminster, B.C.,

SIR,—I have the honour to enclose my annual statistical report on the fisheries of the northern coast of British Columbia District No. 2 for the fiscal year ended March 31, 1912, including the statement of salmon packs of the different divisions.

These returns show an increase in the aggregate, the total value of fish and fish products for 1911-12 being \$4,722,761, against \$3,470,729 for 1910-11.

This increase is accounted for almost entirely by the extensive packing of the fall or lower grade of salmon, principally of the humpback variety, which, owing to the gradual falling off of the sockeye salmon, and the increase in the demand for canned salmon, have given an impulse to the market for the coarser grade of fish, thereby increasing the price obtainable for this variety by the canners.

The total pack of salmon for the season 1911-12 is as follows:—

	1911-12.	Cases.
Sockeye.		306,605
Cohoe.		54,063
Spring.		25,661
Humpback.		149,923
		<hr/>
Total.		536,252
Against—		
	1910-11.	Cases.
Sockeye.		403,449
Cohoe.		30,653
Spring.		13,004
Humpback.		21,720
		<hr/>
Total.		468,826
Approximate detailed increase and decrease—		

SESSIONAL PAPER No. 22

	Cases.
Skeena river, increase	32,375
Rivers Inlet, increase	28,332
Naas river, increase	25,964
North coast, increase	36,419

The run of sockeye on the Skeena fell off considerably; but the attention given the lower grades of salmon by the canners, particularly to humpback, increased the pack on the river by 32,375 cases, over that of last season, 1910-11, which I may state was considered a record year, especially in regard to the sockeye.

The run of springs was exceptionally good, and that of humpbacks almost phenomenal.

The spawning grounds were well seeded with all varieties, especially so at Babine lake, the Indians obtaining all they desired for their winter supply of food. No trouble with the Indians was reported by our officers who patrol the spawning grounds, and no attempt was made by them to resort to their old methods of barricading the streams.

The relocation of the fishing boundary on the lower Skeena at the commencement of the season of 1910 still continues to give entire satisfaction to canners and fishermen alike.

Rivers inlet.—I have to report a considerable decrease in the salmon pack of this division, which is attributable to the falling off of the run of sockeye.

Rivers inlet is unlike other divisions in my district, as it is dependant entirely on the run of the sockeye variety: the fall fish, especially the spring and humpback, do not frequent these waters in large quantities, and the coho run, coming as it does during the month of September, is too late for the canners, as the sockeye fishing closes about August 10, and it is almost impossible to hold the fishermen for the uncertain run of coho in September.

Fishery Overseer Saugstad reports the spawning grounds in Oweekayno lake well seeded, quantities of salmon being seen in the lake and tributary creeks.

Naas river.—There was a substantial increase in the salmon pack in this division, attributable to the heavy run of sockeye, which enabled the canners to secure about 6,000 cases more than in any previous season.

Most of the sockeye were caught outside the mouth of the Naas river in Portland inlet as far down as Somerville island. This is considered rather remarkable, as usually most of the sockeye are caught on the upper drifts. The humpback and dog salmon run was one of the biggest on record, the canneries packing large quantities of both varieties.

North coast.—The pack of salmon in this division has increased some 36,000 cases. This again is attributed to the packing of the coarser grades of fish, as the sockeye pack was not quite so good as usual, owing to failure of the run at Kimsquit. Very little attention was given to the salting of dog salmon for the Orient; but some canners canned them, this being the first occasion that they have been packed even in small quantities. Very little attention was given to the herring fisheries, though, as previously stated in former reports, herring are to be found in enormous quantities all over the district. I look for a rapid development in this branch of the fishing industry in the near future. Taking the salmon fisheries as a whole, I consider the district in a most satisfactory condition. This is proven by the annual increase of the pack, which has been steadily improving year by year, and it should be remembered this is not attributable to any large increase in the number of canneries or the number of boats operating, as only two additional canneries were licensed and their packs were comparatively small. The department has wisely prohibited the building of new canneries in the important centres, and regulated by order in council the number of boats to be operated by each cannery. This restriction has worked out most satisfactorily, thereby preventing over-fishing in any portion of the district.

3 GEORGE V., A. 1913

The prohibition of motor boats operating on the fishing grounds was another excellent regulation.

The fishery regulations generally have been most satisfactory, and the infringements of same have been of only a minor character.

I must reiterate my remarks in previous reports in connection with our deep sea fisheries.

I herewith beg to enclose a report from Fishery Overseer Norrie of Prince Rupert, which deals with the fisheries in his division.

I am, sir,

Your obedient servant.

JOHN T. C. WILLIAMS,
Inspector of Fisheries.

PRINCE RUPERT, B.C., 1912.

SIR,—I have the honour to submit to you, as desired, a short report on conditions obtaining in this (Prince Rupert) division of your district during the season 1911.

The salmon fishing, I consider, was quite up to average years. Cloyah bay was not fished to any extent, on account, I think, of some disagreement amongst the Metlakatla Indians, who as you are aware have seining privileges there. Sawlatlans was well and successfully fished, and although it is extremely difficult for the salmon to overcome the obstacles between tide water and their spawning grounds (Sawlatlans lake), large numbers succeeded in their attempts. I may here state also that it is from this lake that the water supply for the city of Prince Rupert will be taken this forthcoming season.

The other creeks in the vicinity of Rupert harbour all had their complement of the coarser varieties of salmon. Also all the island streams that empty into Chatham Sound, which are very numerous and are mainly tenanted by humpbacks, &c. The tendency of the halibut fishermen to raid these creeks for bait in the fall should be strictly prohibited, as the once despised humpback or Alaska pink is much too valuable a food fish for this purpose.

There is always a shortage of bait, and I am afraid by the way the herring are fished here at the present time, there will be a very serious one next fall.

Years ago the 'wiseacres' in the salmon business decreed that it was foolishness to fish the southern portion of Chatham sound; but later seasons have proved the fallacy of this advice, and this last season was no exception to the rule.

The herring fishing in this division, contrary to expectations, has not been prosecuted with any vigour up to the present time. The people engaged are without capital, and this is another proof that without capital this branch of the fisheries will never be a success. The fish are here, they are easily caught, but the men engaged can neither find a decent market, nor provide shipping facilities for the business. Quite a few small shipments sent below have been found stale and unfit for food on their arrival at Vancouver, and the local market is easily supplied.

The completion of the Grand Trunk Pacific railroad, and the sure advent of capital, will provide a market, and shipping facilities which will make this the principal fishing port on the Pacific coast.

The decision of the department to reserve a spawning area for the herring, thus obviating the necessity for a close season, is generally well received, even by the fishermen themselves. There has been no serious violation of the fisheries regulations in this division.

SESSIONAL PAPER No. 22

The Standard Fish Company are the most successful shippers of halibut out of this port at the present time.

I must say something regarding the splendid establishment erected by the Canadian Fish and Cold Storage Company. Everything is re-enforced concrete, even the boiler house, workshops, &c. The building itself is 145 by 80 feet, and is approximately one hundred feet high with six stories, and should business warrant it, they would be prepared to put six more stories on top of that. It has a capacity of thirteen million pounds of fish, and is essentially a fish storage plant; but they would also be prepared to handle a cargo of mutton from Australia, or even other produce. They will be ready for business about the first of June, and will handle all kinds of edible fish. It is also the intention of the company to establish a fertilizer plant a short distance from the present premises. I understand, also, that there is a fleet of fishing vessels under construction, for it is the intention of this company to exploit and prosecute these northern fisheries in an up-to-date manner. Everything pertaining to this establishment reflects great credit on those interested.

The cost complete will be in the neighbourhood of \$350,000.

The addition of such an able, serviceable launch as the *Kayex* will prove a boon to the service in this part of the district.

I may also state that the establishment of a fisheries office in this city, judging by the number of inquiries pertaining to the fisheries in the district, and the number of visits paid for the same purpose, has been and is very highly appreciated by the public.

I am, sir,

Your obedient servant,

STEWART NORRIE,

Fishery Officer.

JOHN T. C. WILLIAMS, Esq.,
Inspector of Fisheries,
Vancouver, B.C.

REPORT ON THE FISHERIES OF DISTRICT No. 3

To the Chief Inspector of Fisheries,
New Westminster, B.C.

SIR,—I have the honour to enclose my annual statistical report on the fisheries for District No. 3, British Columbia, for the fiscal year ended March 31, 1912.

The returns for this division show a marked increase, and the development in the various branches of our fisheries have been most satisfactory during the past year.

The total value of fish and fish products for the year ended March 31, 1911, was \$2,358,423, against \$2,786,302 for the year ended March 31, 1912, an increase of \$427,879. Last year the value of salmon taken was \$1,396,190; this year it is \$1,485,517, an increase of \$89,327.

The herring fisheries continue to develop, showing an increase in value over last year of \$71,441.

Two new salmon canneries were operated this year: one at Quatsino sound, west coast, Vancouver island, by the Wallace Fisheries, Limited, and the other at Seymour inlet, on the mainland coast, by the Anglo-British Columbia Packing Company. The Wallace Fisheries also completed the building of a cold storage plant at Uchucklesit harbour, Barelay sound, Vancouver island. It is modern in every respect, and will be of great value to the fishing industry on Vancouver island.

3 GEORGE V., A. 1913

Eight salmon traps operated on the south-east coast of Vancouver island, and were fairly successful. The traps secured a goodly share of a large run of humpback salmon that came into the straits near the close of the season.

J. H. Todd & Sons, the pioneers in trap fishing on Vancouver Island, and Findlay, Durham & Brodie, are the only firms at present operating salmon traps on the west coast of the island.

The expansion of the oyster market and the high prices prevailing have given new life to the industry, resulting in an increase over last year of 3,055 barrels. The existing uncertainty as to the leasing of oyster beds for the purpose of planting and cultivation has hampered this industry in recent years, and it is hoped that the matter may be put on a satisfactory basis before long.

The whaling stations operated by the Pacific Whaling Co., at Barclay sound and at Kynquot sound, west coast, Vancouver island, had a very successful season. The number of whales captured was 890, including 24 sperm whales. This was the largest number of sperm whales ever taken at the stations.

Last year 11 sperm whales were captured.

An unusual item in the statistical report this year in connection with the whaling industry is the amount of ambergris reported, 172 lbs. valued at \$65,000. This was obtained from one whale.

Five vessels were engaged in sealing during the past season. The number of seals taken was 2,673, being 1,559 less than the number captured last year.

I have the honour to be, sir,
Your obedient servant,

EDW. G. TAYLOR,
Inspector of Fisheries.

SESSIONAL PAPER No. 22

SUMMARY

Of the Quantities and Values of all Fish caught and landed in a Green State, and of the Quantities and Values of all Fish and Fish Products Marketed in a fresh, dried, pickled, canned, &c., state, for District No. 1, Province of British Columbia, during the year 1911-12.

Kinds of Fish.	Caught and Landed in a Green State.		Marketed.		Total Marketed Value.
	Quantity.	Value.	Quantity.	Value.	
		§		§	§
Salmon.....	cwts.	445,355	3,081,590		
" used fresh and frozen.....	"			58,408	730,100
" canned.....	cases			391,978	2,264,835
" salted (dry).....	cwts.			70,544	883,210
" dried.....	"			35,000	175,000
" smoked.....	"			797	11,955
					4,065,100
Cod.....	"	14,165	56,960		
" used fresh.....	"			10,652	106,520
" shipped green—salted.....	"			294	3,675
" dried.....	"			975	14,625
					124,820
Herring.....	"	19,822	39,644		
" used fresh.....	"			10,943	54,715
" smoked.....	"			4,141	41,410
" pickled.....	brls.			199	1,990
					98,115
Halibut.....	cwts.	158,541	713,434	158,541	1,585,410
Flounders.....	"	845	2,958	845	6,760
Smelts.....	"	2,530	18,975	2,530	31,625
Trout.....	"	2,006	24,072	2,006	39,090
Oulachons.....	"	720	2,880	720	7,200
Skate.....	"	478	1,434	478	3,824
Sturgeon.....	"	5,168	41,344	5,168	77,520
Bass.....	"	954	3,816	954	9,540
Soles.....	"	2,152	8,608	2,152	21,520
Whiting.....	"	96	384	96	960
Devil fish.....	"	253	1,771	253	3,795
Oysters.....	brls.	1,355	6,813	1,355	13,636
Clams.....	"	712	2,846		
" used fresh.....	"			712	7,115
					7,115
Crabs, Cockles, Shrimps and other shell fish.....	cwts.	4,464	14,742	4,464	43,140
Salted salmon roe (Indian consumption).....	"			2,500	12,500
Fish oil.....	gallons			29,070	7,994
Fish guano.....	tons			421	14,398
Total values.....			4,021,971		6,168,062

SUMMARY

Of the Number of Fishermen, &c., and of the Number and Value of Fishing Vessels' Boats, Nets, &c., in District No. 1, Province of British Columbia, for the year 1911-12.

	Number.	Value.
		\$
Vessels (tonnage 1,696).....	8	443,000
Boats (sail).....	1,000	39,525
" (gasolene).....	2,000	489,000
Tugs, Smacks, &c.....	45	90,000
Gill nets.....	1,461	182,625
Seines.....	5	1,250
Salmon traps.....	2	16,000
Smelt nets.....	21	1,050
Trawls.....		35,000
Hand lines.....	200	500
Salmon canneries.....	29	1,182,700
Oil factories.....	3	90,000
Freezers and Ice-houses.....	3	360,950
Smoke and Fish-houses.....	6	9,000
Piers and Wharves.....	38	1,182,700
Total value.....		4,123,300

Number of men employed on Vessels and Tugs.....	254
" " Boats.....	2,886
Number of persons employed in Fish-houses, Freezers, Canneries, &c.....	1,613
Total.....	4,753

*Only 465 sail-boats and 978 gasolene boats were actually in use during the year.

SESSIONAL PAPER No. 22

RETURN showing the Number of Fishermen, &c., the Number and Value of Vessels and Boats, and the Quantity and Value of all Fishing Gear, &c., used in the Fishing Industry in District No 2, Province of British Columbia, during the year 1911-12.

Fishing Districts.	Fishing Vessels, Boats, Tugs, &c.						Fishing Gear.						Canneries.				Other Material.								
	Vessels.		Boats.		Tugs, Smacks, &c.		Gill Nets.		Seines.		Trawls.		Salmon Canneries.		Freezers and Ice-houses.		Whaling Station.		Piers and Wharves.		Persons employed in Can-neries, Freezers and Fish-houses.		Number.		
Number.	Tons.	Value.	Sail.	Value.	Men.	Number.	Value.	Men.	Number.	Value.	Men.	Number.	Value.	Number.	Value.	Number.	Value.	Number.	Value.	Number.	Value.	Number.	Value.		
1 Skeena River, including Prince Rupert.	893	82,195	17,443	39	1,167,500	90	161	162,335	8	2,400	19,500	12	675,000	1	1,000,000	14	150,000	1619	1	
2 Rivers Inlet.	727	32,080	925	14	55,400	46	751	801,115	6	600	17	400,000	8	70,000	926	2	
3 Naas River.	210	24,000	415	11	187,000	22	408	352,000	7	600	4	19,500	6	40,000	339	3	
4 North Coast.	292	129,000	601	20	560,000	53	300	319,000	41	123,000	8	245,000	10	62,000	572	4	
5 Queen Charlotte Islands.	50	50,000	100	7	100,000	24	6	750	8	2,400	1	14,000	510	5	
Totals.	2292	1,564,775	37,853	91	2,505,400	234	3076	3,109,000	61	183,000	19,500	31	1,515,000	3	4,170,000	1	1,400,000	3981	3981

THE CATCH.
 RETURN showing the Quantities and Values of all Fish caught and landed in a Green State in District No. 2, Province of
British Columbia, during the year 1911-12.

Number.	Fishing Districts.	Salmon, cwt.	Salmon, value.	Herring, cwt.	Herring, value.	Hallbut, cwt.	Hallbut, value.	Trout, cwt.	Trout, value.	Outachons, cwt.	Outachons, value.	Mixed fish, cwt.	Mixed fish, value.	Hair seal skins, number.	Hair seal skins, value.	Whales, number.	Whales, value.	Number.	
1	Skeena River.	231316	330451	2510	2510	12100	60500	75	750	2500	12500	100	500	400	100	1	
2	Rivers Inlet.	85225	121750	90	90	45	225	10	100	5000	25000	20	100	375	94	2	
3	Naas River.	57036	81480	210	210	1800	9000	8	80	7000	35000	70	350	350	82	3	
4	North Coast.	97612	139445	22000	22000	9000	45000	10	100	500	2500	80	400	700	175	4	
5	Queen Charlotte Islands.	20800	31200	1600	1600	5000	25000	20	200	500	2500	300	175	5	
	Totals	491989	704326	26410	26410	27945	139725	123	1230	15000	75000	770	3850	2125	531	309	
																			309

Cwt. = 100 lbs.

RECAPITULATION

Of the Quantities and Values of all Fish caught and landed in a Green State, and of the Quantities and Values of all Fish and Fish Products Marketed in a fresh, dried, pickled, canned, &c., state, for **District No. 2, Province of British Columbia,** during the Year 1911-12.

Kinds of Fish.	Caught and Landed in a Green State.		Marketed.		Total Marketed Value.
	Quantity.	Value.	Quantity.	Value.	
		\$		\$	\$
Salmon	cwts.	491,989	704,326		
" used fresh and frozen	"			3,500	17,500
" canned	cases			535,252	4,014,390
" salted (dry)	cwts.			17,080	85,400
" mild cured	"			15,724	157,240
" smoked	"			2,675	26,750
					4,301,280
Herring	"	26,410	26,410		
" smoked	"			115	1,150
" pickled	brls.			740	1,850
" used as bait	"			11,980	11,980
					14,980
Halibut	cwts.	27,945	139,725	27,945	139,725
Trout	"	123	1,230	123	1,230
Oulachons	"	15,000	75,000	15,000	75,000
Mixed fish	"	770	3,850	770	3,850
Hair seal skins	No.	2,125	531	2,125	531
Fish oil	gallons			35,100	12,285
Whales	No.	309	92,700		
Whale oil	gallons			496,800	173,880
Total values			1,043,772		4,722,761

SESSIONAL PAPER No. 22

RECAPITULATION

Of the Number of Fishermen, &c., and of the Number and Value of Fishing Vessels, Boats, Nets, &c., in District No. 2, Province of British Columbia, for the Year 1911-12.

	Number.	Value.
		\$
Vessels (tonnage 280)	7	280,000
Boats (sail)	2,202	156,475
Tugs, Smacks, &c	91	250,800
Gill-nets	3,976	310,960
Seines	61	18,300
Trawls		1,950
Salmon canneries	31	1,515,000
Freezers and Ice-houses	3	417,000
Whaling stations	1	140,000
Piers and Wharves	46	476,000
Total value		3,566,425

Number of men employed on Vessels and Tugs	318
“ “ Boats	3,785
“ persons employed in Fish-houses, Freezers, Canneries, &c.	3,981
Total	8,084

SESSIONAL PAPER No. 22

RETURN showing the Number of Fishermen, &c., the Number and Value of Vessels and Boats, and the Quantity and Value of all Fishing Gear, &c., used in the Fishing Industry in **District No. 3, Province of British Columbia**, during the year 1911-12—*Cont'd.*

Fishing Districts.	Fishing Gear.		Canneries.				Other Material.				Whaling Stations.		Persons employed in Canneries, Freezers and Fish-houses.	Number.
	Number.	Value.	Number.	Value.	Number.	Value.	Number.	Value.	Number.	Value.	Number.	Value.		
1 Nanaimo.....														
2 Cowichan.....														
3 Victoria.....	8	93000												
4 Clayoquot.....			75000											
5 Alberni.....			4700											
6 Alert Bay.....			24000											
7 Qualicum.....			2300											
8 Quadrasa.....			2200											
9 Comox.....			4100											
10 Maitland.....														
Totals.....	8	93000	9	90700	12	31000	12	123000	12	21000	12	200000	965	

THE CATCH.
 RETURN showing the Quantities and Values of all Fish caught and landed in a Green State in District No. 3, Province of British Columbia, during the year 1911-12.

Number.	Salmon.		Cod.		Herring.		Halibut.		Flounders.		Smelts.		Trout.	
	Cwts.	Value.	Cwts.	Value.	Cwts.	Value.	Cwts.	Value.	Cwts.	Value.	Cwts.	Value.	Cwts.	Value.
1	18082	19890	2800	16800	446230	446230	440	4400	90	450	10	100
2	3340	4175	2500	15000	80	80	420	4200	85	425	150	15	150
3	38812	174654	4270	25620	1800	1800	8000	80000	600	3000	8700	15	150
4	6000	3900	160	960	10600	10600	435	4350	70	350
5	27666	40809	110	650	9200	9200	125	1250	60	300
6	34282	50654	160	960	240	240	120	1200	90	450	30	10	100
7	11300	17240	150	900	245	245	110	1100	75	375	20	200
8	440	1329	350	2100	280	280	100	1000	65	325	25	250
9	26400	27984	400	2400	30475	30475	250	2500	65	325	340	340	350
Totals.....	166322	346986	10900	63400	499210	499210	10000	100000	1200	6000	1300	13000	116	1160

Cwt. = 100 lbs.

THE CATCH MARKETED

RETURN showing the Quantities and Value of all Fish and Fish Products Marketed in a fresh, dried, pickled, canned, &c., state, for District No. 3, Province of British Columbia, during the year 1911-12.

Number.	Fishing Districts.	Quantities											Number.	
		Salmon, fresh and frozen, cwt.	Salmon, canned, cases.	Salmon, salted, cwt.	Salmon, smoked, cwt.	Cod, fresh, cwt.	Herring, fresh, cwt.	Herring, smoked, cwt.	Herring, dry-salted, cwt.	Herring, used as bait, brls.	Haddock, fresh, cwt.	Flounders, fresh, cwt.		Smelts, fresh, cwt.
1	Nanaimo	35,000		11,586	50	28,000	300	80	24,000	18,915	110	90		10
2	Cowichan	32,000		70	25,000	38	20				420	85	15	15
3	Victoria	38,000	3,063	7,930	427	12,900	1,200			300	8,000	600	870	3
4	Clayoquot	7,000	65,000		75	1,600	330	20	6,000		435	70		12
5	Alberni	650	32,311		60	110	500	30	5,000		125	60		14
6	Alert Bay	450	40,312		50	160	186	20			120	90	30	6
7	Quathiaska	500	12,911		40	150	139	18			116	75	20	7
8	Comox	400			20	330	204	32			100	65	25	20
9	Mainland	800	30,574		100	400	250	720	16,933		250	65	310	35
	Totals	140,000	152,681	19,576	165	109,000	32,977	940	267,933	19,215	40,000	12,900	13,300	116
	Rates	10	7.50	10	10	6	1	12	1	1	12	5	10	10
	Values	140,000	1,151,077	1,957,600	4,650	65,400	32,977	11,280	2,679,333	19,215	120,000	6,000	13,300	1,160

RECAPITULATION

Of the Quantities and Values of all Fish caught and landed in a Green State, and of the Quantities and Values of all Fish and Fish Products Marketed in a fresh, dried, pickled, canned, &c., state, for **District No. 3, Province of British Columbia**, during the year 1911-12.

Kinds of Fish.	Caught and Landed in a Green State.		Marketed.		Total Marketed Value.
	Quantity.	Value.	Quantity.	Value.	
		\$		\$	\$
Salmon.....	cwts.	166,322	346,086		
" used fresh and frozen.....	"			14,000	140,000
" canned.....	cases			152,681	1,145,167
" salted (dry).....	cwts.			19,576	195,760
" smoked.....	"			465	4,650
					1,485,517
Cod.....	"	10,900	65,400		
" used fresh.....	"			10,900	65,400
					65,400
Herring.....	"	499,210	499,210		
" used fresh.....	"			3,207	3,207
" smoked.....	"			940	11,280
" fry-salted.....	"			267,932	267,933
" used as bait.....	brls.			19,213	19,215
					301,635
Halibut.....	cwts.	10,000	100,000	10,000	120,000
Flounders.....	"	1,200	6,000	1,200	6,000
Smelts.....	"	1,300	13,000	1,300	13,000
Trout.....	"	116	1,160	116	1,160
Oulachons.....	"	190	950	190	1,900
Mixed fish.....	"	9,200	46,000	9,200	46,000
Dulse.....	"	426	3,408	426	3,408
Oysters.....	brls.	4,030	32,240	4,030	32,240
Clams.....	"	8,965	17,930		
" used fresh.....	"			685	1,370
" canned.....	cases			8,280	33,120
					34,490
Otter skins.....	No.	7	5,600	7	5,600
Fur seal skins.....	"	2,673	80,190	2,673	80,190
Fish oil.....	"			11,380	3,983
Whales.....	No.	890	267,000		
Whale oil.....	gals.			1,083,130	400,758
Ambergris.....	lbs.			172	65,000
Whale guano.....	tons			3,315	120,021
			1,484,174		2,786,302

SESSIONAL PAPER No. 22

RECAPITULATION

Of the Number of Fishermen, &c., and of the Number and Value of Fishing Vessels, Boats, Nets, &c., in District No. 3, Province of British Columbia, for the year 1911-12.

	Number.	Value.
		\$
Vessels, (tonnage 311).....	11	454,000
Boats (sail).....	65	5,575
" (gasolene).....	98	86,950
Tugs, Snacks, &c.....	3	27,200
Gill nets.....	140	15,100
Seines.....	97	92,900
Trawls.....		630
Hand lines.....	25	120
Salmon traps.....	8	93,000
Salmon canneries.....	9	90,700
Clam.....	2	3,100
Freezers and Ice-houses.....	2	123,000
Smoke and Fish-houses.....	42	21,000
Whaling stations.....	2	200,000
Total value.....		1,213,275

Number of men employed on Vessels and Tugs.....	128
" " " Boats.....	1,237
" persons employed in Fish-houses, Freezers, Canneries, &c.....	965
Total.....	2,330

RECAPITULATION

Of the Quantities and Values of all Fish caught and landed in a Green State, and of the Quantities and Values of all Fish and Fish Products Marketed in a fresh, dried, pickled, canned, &c., state, for the Whole Province of British Columbia, during the Year 1911-12.

Kinds of Fish.	Caught and Landed in a Green State.		Marketed.		Total Marketed Value.
	Quantity.	Value.	Quantity.	Value.	
		\$		\$	\$
Salmon.....	cwts.	1,103,666	4,132,002		
" used fresh and frozen.....	"			75,908	887,600
" canned.....	cases			989,911	7,424,332
" salted (dry).....	cwts.			107,200	1,164,370
" mild cured.....	"			15,724	157,240
" dried.....	"			35,000	175,000
" smoked.....	"			3,937	43,355
					9,851,897
Cod.....	"	25,065	122,060		
" used fresh.....	"			21,552	171,920
" shipped green-salted.....	"			294	3,675
" dried.....	"			975	14,625
					190,220
Herring.....	"	545,442	565,264		
" used fresh.....	"			14,150	57,922
" smoked.....	"			5,196	53,840
" dry-salted.....	"			267,933	267,933
" pickled.....	brls.			939	3,840
" used as bait.....	"			31,195	31,195
					414,730
Halibut.....	cwts.	196,486	953,159	196,486	1,845,135
Flounders.....	"	2,045	8,958	2,045	12,760
Smelts.....	"	3,830	31,975	3,830	44,625
Trout.....	"	2,245	26,462	2,245	32,480
Oulachons.....	"	15,910	78,830	15,910	84,100
Skate.....	"	478	1,434	478	3,824
Sturgeon.....	"	5,168	41,344	5,168	77,520
Bass.....	"	954	3,816	954	9,540
Soles.....	"	2,152	8,608	2,152	21,520
Dulse.....	"	426	3,408	426	3,408
Mixed fish.....	"	10,319	52,005	10,319	54,605
Oysters.....	brls.	5,385	39,053	5,385	45,876
Clams.....	"	9,677	20,776		
" used fresh.....	"			1,397	8,485
" canned.....	cases			8,280	33,120
					41,605
Crabs, Shrimps, Cockles and other shell fish.....	cwts.	4,464	14,742	4,464	46,140
Salted salmon roe (Indian consumption).....	"			2,500	12,500
Otter skins.....	No.	7	5,600	7	5,600
Fur seal skins.....	"	2,673	80,190	2,673	80,190
Hair seal skins.....	"	2,125	531	2,125	531
Fish oil.....	gallons			75,550	24,262
Whales.....	No.	1,199	359,700		
Whale oil.....	gallons			1,579,30	574,638
Whale guano.....	tons			3,736	134,419
Ambergris.....	lbs.			172	65,000
Total values.....			6,549,917		13,677,125

SESSIONAL PAPER No. 22

RECAPITULATION

Of the Number of Fishermen, &c., and of the Number and Value of Fishing Vessels, Boats, Nets, &c., in the Whole Province of British Columbia, for the Year 1911-12.

	Number	Value
Vessels (tonnage 2,287).....	26	1,777,000
Boats (sail).....	3,267	291,575
" (gasolene).....	2,098	575,950
Tugs, Smacks, &c.....	141	368,000
Gill-nets.....	4,677	508,625
Seines.....	163	112,450
Salmon traps.....	10	109,000
Smelt-nets.....	21	1,050
Trawls.....	37,580
Hand lines.....	225	620
Oil factories.....	3	90,000
Whaling stations.....	3	340,000
Salmon canneries.....	69	2,788,400
Clam ".....	2	3,100
Freezers and Ice-houses.....	8	900,950
Smoke and Fish-houses.....	48	30,000
Piers and Wharves.....	84	1,658,700
Total value.....	8,903,000
Number of men employed on Vessels and Tugs.....	7,000	
" " Boats.....	7,908	
" persons employed in Fish-houses, Freezers, Canneries, &c.....	6,559	
Total.....	15,167	



APPENDIX No. 13.

IMPORTS AND EXPORTS OF FISH

IMPORTS.

STATEMENT showing the Quantities of the Chief Commercial Fish and Fish Products Imported into Canada, for Home Consumption, during the fiscal year 1911-12.

(From Report of Customs Department).

Cod, Haddock, Hake and Pollock (fresh)	ewts.	3,411
" " (dry).....	"	142,832
" " (smoked).....	"	7
" " (green-salted).....	"	52
" " (pickled).....	"	898
Halibut, (fresh)	"	24,158
Herring, (fresh).....	"	24,236
" (pickled).....	"	104,945
" (smoked).....	"	312
Mackerel, (fresh).....	"	38
" (pickled)	"	140
Salmon, (fresh).....	"	10,186
" (smoked).....	"	86
" (canned).....	"	361
" (pickled)	"	4,404
Bait fish	"	106
Lobsters (fresh)	"	504
" (canned).....	"	1,820
Oysters, (fresh, in shell).....	brls.	5,726
" (shelled, in bulk).....	gals.	251,779
" canned, (one pint and under).....	cans.	455,610
" " (one quart and under).....	"	17,284
" " (over one quart).....	quarts.	1,168
" (preserved).....	cwts.	265
Fish oil, (cod)	gals.	128,725
Seal oil.....	"	52,649
Whale oil	"	1,965
Other oil.....	"	65,157

The value of the imports of fish and fish products for the year 1911-12 amounted to \$2,360,463.

EXPORTS.
 STATEMENT showing the Quantities of the Chief Commercial Fish and Fish Products (the Produce of Canada) Exported
 during the fiscal year 1911-12.
 —From Report of Customs Department.

To	Cod, including Haddock, Hake and Pollock.			Herring.			Mackerel.		Lobsters.		
	Fresh.	Dry.	Green-Salted.	Fresh.	Pickled.	Smoked.	Canned.	Fresh.	Pickled.	Fresh.	Canned.
	cwts.	cwts.	cwts.	cwts.	bbls.	cwts.	cwts.	cwts.	bbls.	cwts.	bbs.
United Kingdom.....	147	38,479			14	411					3,108,550
Newfoundland.....		2,699		1,290		312					
Bermuda.....		4,361			273	79			118		168
British Guiana.....		31,655			1,820	816			233		5,656
" Honduras.....		257									
British West Indies.....		141,416			33,363	13,669			2,091		3,082
Malta and Cyprus.....		288									
Australia.....		14					100				
New Zealand.....											
Azores and Madeira.....		128									1,750
Brazil.....		96,046				37					5,068
Costa Rica.....		8,529			13	2			223		
Guatemala.....		199									
Honduras.....		51									
Nicaragua.....		41									
Panama.....		24,391			54	130			500		
Cuba.....		59,866			203	30					
Danish West Indies.....		451			203	2			16		
Dutch West Indies.....		17			9						
" Guiana.....		8,745				108					
French.....		56									
Hayti.....		2,342				527					
Porto Rico.....		93,508			4,061				12		
San Domingo.....		3,632				100					
Venezuela.....		203									
United States of Columbia.....		1,471			9						
Mexico.....		1			1	2					1,140
United States.....	12,682	97,214	11,577	1	334,377	35,099	10,470	1,313	6,232	44,181	2,776,897

APPENDIX NO. 14.

STATEMENT of Number of Prosecutions, &c., for Offences against the Fisheries Act.

Locality.	Number of Prosecutions	Nature of Offences.	Amount of Penalty Credited to Receiver General.	Amount Received from Sale of Confiscated Fish and Gear.	Total Amount Credited to Receiver General.	Remarks.
			\$ cts.	\$ cts.	\$ cts.	
<i>Nova Scotia.</i>						
District No. 1.....	4	3 cases having berried lobsters in possession; 1 case of refusal to pay for license.	31 00	31 00	Half of fines paid to complainant.
District No. 2.....	23	6 cases pollution of stream by sawdust; 5 cases having berried lobsters in possession; 8 cases illegal salmon fishing; 4 cases setting lobster traps before open season.	154 60	25 00	179 60	Moieties of fines paid to complainants. 5 cases dismissed for want of evidence. 1 fine not paid.
District No. 3.....	6	1 case of shipping lobsters without permit; 1 case of obstructing passage of fish; 2 cases of fishing in close season; 1 case of canning lobsters in close season.	92 50	25 00	117 50	1 case dismissed for want of evidence.
<i>New Brunswick.</i>						
District No. 1.....	4	2 cases of having undersized lobsters in possession; 2 cases of fishing for lobsters in close season.	40 50	52 50	93 00	Moieties of fines were paid to complainants.
District No. 2.....	18	Contravention of the Fisheries Act . . .	115 50	115 50	
District No. 3.....	5	1 case of illegal fishing; 1 case of pollution of stream with mill refuse; 3 cases of fishing in close season	20 00	20 00	The fines in each case were deposited to the credit of the Receiver General. The case of the pollution of stream allowed to stand pending the removal of the refuse.
<i>Prince Edward Island.....</i>	13	1 case of illegal ¹ trout fishing; 2 cases illegal quahaug fishing; 4 cases illegal lobster fishing; 6 cases illegal lobster packing.	80 00	80 00	

SESSIONAL PAPER No. 22

<i>Quebec</i>								
Gulf Division	None				3 75	3 75		Sale of rope seized on illegal gear.
Inland Division	6	2 cases of allowing sawdust to drift into stream; 4 cases of illegal fishing.	72 50			72 50		In two cases the whole of the fines were deposited to the credit of the Receiver General.
<i>Ontario</i>	None				271 97	271 97		Sales of confiscated fish.
<i>Manitoba</i>	2	Illegal fishing	90 00		75 00	165 00		
<i>Saskatchewan</i>	8	Fishing in close season	24 25			24 25		The moneys of fines were paid to complainants.
<i>Alberta</i>	1	Spearing fish	2 50			2 50		
<i>Yukon</i>	2	Illegal fishing			19 25	19 25		In both cases the only penalty imposed was the confiscation of the fish.
<i>British Columbia</i>								
District No. 1	80	34 cases of fishing in close season; 1 case of pollution of stream with sawdust; 3 cases of fishing without a license; 2 cases having illegally caught fish in possession; 36 cases of licensees fishing with too long nets; 4 cases of fishing above limits.	365 50		84 56	450 06		One case in which a fine for the year 1910 was not paid until May 1911.
District No. 2	32	15 cases of illegal fishing; 15 cases of fishing in close season; 2 cases of licensees using too long a net.	365 00			365 00		
District No. 3	39	29 cases of fishing in close season; 7 cases of illegal fishing; 3 cases of fishing with explosives.	1,514 00		23 50	1,537 50		Two sales of fish and gear.
Total	243		2,964 85		680 53	3,545 38		

APPENDIX No. 15.

FISHERIES PATROL SERVICE.

The following reports on the work of the vessels comprising the Fisheries Patrol fleet during the year 1911-12 are submitted by the inspectors whose districts the boats respectively serve:—

REPORT ON WORK OF PATROL BOAT No. 1.

Pictou, N.S., 1912.

To the Superintendent of Fisheries,
Ottawa.

SIR,—This boat went into commission on May 14, and from that date until the commencement of the close season was engaged patrolling the waters of the straits of Northumberland from New Brunswick to Guysboro county, to see that no berried or soft shell lobsters were taken.

In four instances berried lobsters were found in boats, and the persons using the same cited before a local justice.

After the close season began, the same waters were patrolled to prevent illegal fishing for lobsters.

On August 3, 75 lobster traps with gear were confiscated.

August 4, 60 traps were taken off Brule, Colchester Co.

August 8, off Cape John, Pictou county, 75 traps and lobster gear were taken.

August 14, 30 traps and August 15, 20 traps were taken off Pugwash and Cold Spring Head.

August 18, between Tidnish and Pugwash one lobster trawl was taken.

August 24, one lobster trawl was taken in vicinity of Pugwash, Cumberland county.

September 25, a lot of gear was taken off of Cape John, Pictou county.

From October 9th until 20th patrolled the coast waters of Prince Edward Island from Charlottetown to Georgetown, found no lobster gear or traps.

October 24, confiscated 75 traps and gear off Wallace, Cumberland county; boat was ordered to Pictou to be laid up.

I am, sir,

Your obedient servant,

R. HOCKIN,
Inspector of Fisheries.

SESSIONAL PAPER No. 22

REPORT ON WORK OF PATROL BOAT No. 2.

CAMPOBELLO, N.B., 1912.

To the Superintendent of Fisheries,
Ottawa.

SIR,—I have the honour to submit herewith my report on the work performed by Patrol Boat No. 2. She went into commission on April 7, having been laid up at Harbour de Loutre during the winter. During June, July, August and September she maintained an almost continuous patrol of the boundary waters during the daytime. This was necessary to prevent the would-be dynamiters from Eastport, Me., from destroying the 'schools' of pollock on our side of the line. In this work she was very successful. On one occasion only did they succeed in putting off a charge in Canadian waters. On that day I went to Lepreau in her in connection with a dispute about the locating of a herring weir.

Early in the season she patrolled among the lobster fishermen, assisting in having the size limit observed. In the fall she again cruised the lobster grounds, preventing traps from being put out, and destroying those found in the water.

This boat has a large amount of work to do, and while she is always on the go and no effort is spared to do effective work in her, she is too small and too slow for the service. I would again urgently recommend that you provide a large gasoline launch to take her place.

No. 2 went out of commission on December 16. She was hauled up at St. John on that date.

I have the honour to be, sir,
Your obedient servant,

J. F. CALDER,
Inspector of Fisheries.

REPORT ON WORK OF PATROL BOAT 'HUDSON'

MONCTON, N.B., 1912.

To the Superintendent of Fisheries,
Ottawa.

SIR,—I beg to make the following report on work done by the patrol boat *Hudson*.

Arrived at Cape Tormentine May 21, remainder of the month looking after the setting out of lobster gear between Chockfish and Indian point, after that until July 25 keeping a general oversight of the fisheries between the Nova Scotia boundary and Richibucto, with headquarters at Shediac and Cape Tormentine; was detained some days about latter date at Shediac, as well as several times before and after that date, repairing tubes in boiler, &c.

During month of August, being after close of lobster fishing in northern counties, was engaged patrolling off Gloucester and Northumberland counties, including mouth of the Miramichi river, &c., returning to Shediac, where about the 29th was again detained several days by trouble with boiler, after which she patrolled coasts of Westmorland and Kent counties until ordered to Pictou to lay up, for which place she left Cape Tormentine on November 11.

Respectfully submitted,

R. A. CHAPMAN,
Inspector of Fisheries.

REPORT ON WORK OF PATROL BOAT 'RICHMOND.'

CHARLOTTETOWN, P.E.I., 1912.

To the Superintendent of Fisheries,
Ottawa.

SIR,—The patrol boat *Richmond* is used for protecting the fisheries in and around Richmond bay, and commenced work early in May by protecting the oyster beds adjoining the quahaug grounds, fished in May and June. Although a difficult task, the work was well done. The remainder of the season up to about November 15 was fully occupied in protecting the lobsters, oysters and other fisheries in Richmond bay, Malpeque, Bideford and Grand rivers, and around Indian and Bird islands. D. N. Forbes, who was in charge, did excellent service in the work he was engaged upon.

I am, sir,

Your obedient servant,

J. A. MATHESON,
Inspector of Fisheries.

REPORT ON WORK OF PATROL BOAT 'KATHLEEN.'

SAULT STE. MARIE, 1912.

To the Superintendent of Fisheries,
Ottawa.

SIR,—The patrol boat *Kathleen* started out in June and was on duty most of the time up to the end of the season. She patrolled the water of the north shore as far as Michipicoten, and from Michipicoten along the north shore and down the north channel as far as French river. Several seines and trap nets were seized near Toad island; but on account of the slowness of the boat the owners escaped, as also did the law-breakers in several other instances. Nets were also seized in the Bad river and destroyed. Much more effectual work could have been accomplished with a serviceable and faster boat.

T. J. FOSTER,
Inspector of Fisheries.

NEW WESTMINSTER, B.C., 1912.

To the Superintendent of Fisheries,
Ottawa.

I beg to submit the following reports by the district inspectors of fisheries on the work of the various patrol boats during the year 1911-12.

I am, sir,

Your obedient servant,

F. H. CUNNINGHAM,
Chief Inspector of Fisheries.

SESSIONAL PAPER No. 22

REPORT ON WORK OF PATROL BOATS OF DISTRICT No. 1, B.C.

NEW WESTMINSTER, 1912.

To the Chief Inspector of Fisheries,
New Westminster, B.C.

SIR,—I beg herewith to report on the services performed by the fisheries patrol boats, during the fiscal year just closed.

The steamer *Georgia* was engaged in the work of patrolling the lower Fraser river and gulf of Georgia, enforcing the regulations and assisting in the distribution of fry from the Fraser river hatchery. During the year she logged 5,565 miles. This steamer, as you are aware, is not at all seaworthy, the hull being in a very weak condition. She was condemned three years ago by the Dominion government steamboat inspector; her machinery, however, is in a fair condition. This boat should be disposed of, and a suitable gasolene launch purchased to replace her.

The gasolene launch *Swan* was purchased by the department and brought into service on June 22, 1911. She has been employed during these nine and a half months in patrolling the waters of the Fraser river and the various tributaries, enforcing the regulations, particularly in connection with the illegal use of set-nets in the latter-mentioned streams. She was also assisting in fencing the Nicomen slough for the purpose of procuring ova for the Fraser river hatchery, and in the distribution of fry from this establishment, as well as being used in connection with the work of operating the cross-lines for the destruction of hair seals in the river. During this time she travelled 5,629 miles.

The launch *Elk* was employed since July 1 of this year patrolling the waters of the Fraser river, especially the north arm, enforcing the regulations. The first part of the year she was under repairs.

The launch *Semiahmo* was employed during April, May and June in patrolling the Fraser river, as during that time the *Elk* was out of commission. She then returned to Vancouver, and resumed her work there patrolling English bay, Burrard inlet, False creek, Howe sound and Squamish river. During the year she travelled about 5,000 miles.

I beg to say in regard to these three launches that they are well suited for the work for which they are required, and have done excellent service during the year; and with an additional boat of sufficient size and accommodation to replace the steamer *Georgia*, this district would be well provided with boats for the protection of the fisheries.

The launch *Flatiron* was employed only for a few days during July and August of last year for weeks' end service on the Fraser, and was afterwards transferred to Lakelse, Skeena river, for use in connection with the collection of ova for the hatchery there.

During the time from May 27 to November 5, the *Restless* was employed in District No. 1 patrolling the Fraser river and Gulf of Georgia, also attending to special service in connection with the chief inspector's work of inspection of the canneries in Districts Nos. 1 and 2. She also made a number of special trips with the chief inspector to Blaine, Bellingham and Anacortes. During the above-mentioned period this steamer logged 4,620 knots.

Respectfully submitted,

A. P. HALLADAY,

Assistant Inspector of Fisheries.

3 GEORGE V., A. 1913

REPORT ON WORK OF PATROL BOATS OF DISTRICT No. 2, B.C.

PORT ESSINGTON, B.C., 1912.

To the Chief Inspector of Fisheries,
New Westminster, B.C.

LAUNCH 'HAWK.'

SIR,—During the season the gasolene launch *Hawk* was engaged in patrolling the Skeena river from April 1 to September 30.

She made many seizures for illegal fishing. She has an area of some 70 miles to patrol. She travelled some 2,000 miles during the six months she was in commission. She rendered valuable service to the department in preventing illegal fishing.

LAUNCH 'MERLIN.'

During the season the gasolene launch *Merlin* was engaged in patrolling Rivers inlet. She is under the control of Overseer Saugstad. She has an area of water of some 100 miles to patrol. She made several important seizures during the season, travelling some 1,800 miles. This launch has now been in commission for five seasons, and during that time four dollars would cover the repair work done to her, outside of painting. She is in commission from May 1 to October 1.

LAUNCH 'LINNET.'

During the season the launch *Linnet* was engaged patrolling the Naas river and Portland inlet. She has an area of about sixty miles to patrol. She travelled about two thousand miles during the season. She is in first class shape after her four seasons' work. She is in commission from April 1 until September 30. Overseer Adamson has control of her.

LAUNCH 'KINGFISHER.'

This gasolene launch has patrolled the waters of Bella Coola and Kimsquit during the season and has done most effectual work under Overseer Widsten. She has travelled some two thousand miles. She is in commission from May 1 until September 30.

LAUNCH 'KAYEX.'

The gasolene launch *Kayex* was purchased last January by the department, and is a vessel of 50 feet in length and 10 feet beam. She is equipped with a thirty horse-power engine and travels nine miles an hour. She has a handsome appearance, and her appointments inside and outside are first-class. She has a fine cabin elegantly furnished, with electric light throughout. She is considered one of the finest yachts afloat in the north. She patrols the Skeena and Rupert divisions, and is in commission all the year round, patrolling the salmon and herring fisheries. She is under the control of Overseer Norrie.

C.G.S. 'FALCON.'

The *Falcon* was under my control from May 22 until October 1, and during that time logged 5,137 miles. She is engaged in the protection of the salmon and herring

SESSIONAL PAPER No. 22

fisheries in District No. 2. She patrols a coast line of some 1,100 miles. She made many seizures during the season for illegal fishing. Her average speed is 8.2 miles per hour.

Below I give the approximate distances travelled by *Falcon* during each month, also the number of calls made.

	Miles.	Calls.
May 22 to 31.....	619	20
June.....	1,077	56
July.....	1,315	57
August.....	1,022	44
September.....	1,104	37
	<hr/>	<hr/>
	5,137	214

I am, sir,

Your obedient servant,

JOHN T. C. WILLIAMS,

Inspector of Fisheries.

REPORT ON WORK OF PATROL BOAT 'ALCEDO.'

NANAIMO, B.C., 1912.

To the Chief Inspector of Fisheries,
New Westminster, B.C.

SIR.—The *Alcedo* patrolled the waters between Vancouver Island and the mainland from the south end of Vancouver Island to Queen Charlotte Sound. During the year the *Alcedo* logged, on an average of 8 miles, 8,854 miles.

The number of fishermen fined for illegal fishing was thirty-one.

The *Alcedo* is also used by me for inspecting the various fisheries in my district, and visiting places where difficulties arise in connection with fishing matters.

Under instructions from the department, I placed the *Alcedo* at the disposal of Mr. Fletcher, Inspector of Post Offices, to convey him to offices that could only be reached by boat.

Owing to the rapid development of the fisheries in my district, it will be necessary in the near future to provide a faster boat. The *Alcedo* is too slow to render satisfactory service.

I am, sir,

Your obedient servant,

(Sgd.) EDW. G. TAYLOR,

Inspector of Fisheries.

PACIFIC COAST ENTRIES.

Number.	Name of Vessel.	Tonnage.	Crew.	Number of Entries.		Total Entries.
				Prince Rupert.	Vancouver.	
1	Manhattan.....	134	37	} 47	47
2	New England	70	36		
3	Kingfisher.....	141	37		
4	Chicago.....	129	42	1	1
		474	152	1	47	48

SESSIONAL PAPER No. 22

UNITED STATES Fishing Vessels to which Licenses were issued under the Act entitled "An Act respecting Fishing Vessels of the United States of America", during the Fiscal Year ended 31st of March, 1912.

Name of Vessel.	Port of Registry.	Tonnage.	Port of Issue.	Amount.
Quick Step.	Gloucester	75	Digby.	112 50
Effie M. Morrissey.	"	83	"	124 50
Moonam.	Duxbury.	82	Liverpool.	123 00
Rhodora.	Gloucester.	81	Canso.	121 50
Richard.	"	90	Pt. Hawkesbury	135 00
Corona.	"	82	Canso.	123 00
Muriel.	Boston.	83	"	124 50
Ehmer E. Grey.	"	84	Liverpool.	126 00
Thomas S. Gorton.	Gloucester.	92	Shelburne	138 00
Mary F. Curtis.	"	85	Sand Point.	127 50
Arbutus.	"	86	"	129 00
Avalon.	"	85	Arichat.	127 50
Margaret.	"	79	Canso.	118 50
Morning Star.	Boston	85	Lockeport	127 50
Lillian	U. S. A.	95	Liverpool	142 50
Susan & Mary.	Boston.	83	Canso	124 50
James W. Parker.	"	96	Sand Point.	144 00
Maxime Elliot	Gloucester.	75	Arichat.	112 50
Arethusa.	"	107	Canso.	160 50
Madonna.	"	79	Sand Point.	118 50
Grayling	"	87	Liverpool.	130 50
John R. Bradley.	"	80	Shelburne	120 00
Fannie A. Smith.	"	87	"	130 50
Valeria.	Boston.	97	Sand Point.	145 50
Quonnapowitt.	"	76	Canso.	114 00
Mary A. Gleason.	Gloucester	65	Woods Harbour.	97 50
Gladys & Sabra.	Beverly.	50	Liverpool.	75 00
Fannie E. Prescott.	Boston.	87	Woods Harbour.	130 50
Raymah.	"	95	North Sydney	142 50
Harmony.	"	80	Arichat.	120 00
Elsie.	"	98	Liverpool.	147 00
Vanessa.	Gloucester.	84	"	126 00
Agnes.	"	75	Pt. Hawkesbury.	112 50
Howard.	"	76	Shelburne	114 00
Terranova.	Boston.	94	North Sydney	141 00
Rex.	Gloucester.	94	Canso	141 00
Ingomar.	"	103	Liverpool.	154 50
Judique.	"	85	Sand Point.	133 50
John Hays Hammond.	"	92	House Harbour.	138 00
Virginia.	Boston.	75	Liverpool.	109 50
Yakima.	Gloucester.	71	House Harbour.	106 50
Lucania.	"	104	Liverpool.	156 00
Mooween.	"	83	Amherst	124 50
Tacoma.	"	71	Canso	106 50
Conqueror	"	104	"	156 00
Esperanto.	"	91	Shelburne	136 50
Effie M. Prior.	"	97	Canso.	145 50
Onato.	Boston.	105	North Sydney	157 50
Cavalier.	Gloucester	96	Canso	144 00
Preceptor.	"	89	"	133 50
Essex.	"	84	Lockeport	126 00
Francis J. O'Hara, jr.	Boston.	83	Canso.	124 50
Gov. Foss.	Gloucester	88	Pt. Hawkesbury	132 00
Cynthia.	"	98	Arichat.	147 00
Manhasset.	Boston.	79	Pubnico	118 50
Mertis H. Perry.	South West Harbour.	36	Pt. Hawkesbury.	54 00
Kineo.	Gloucester.	83	Canso.	124 50
Harry A. Nickerson.	"	83	Lockeport	124 50
James R. Clarke.	Beverly.	43	Yarmouth.	64 50
Viola.	"	14	"	21 00
Elizabeth N.	Gloucester.	102	Sand Point.	153 00
Elector.	"	84	Shelburne.	126 00
Athlete.	"	96	"	144 00

UNITED STATES Fishing Vessels to which Licenses, &c.—*Concluded.*

Name of Vessel.	Port of Registry.	Ton- nage.	Port of Issue.	Amount.
				\$ cts.
Oriole.....	Gloucester.....	104	Liverpool.....	156 00
Tattler.....	".....	135	Shelburne.....	202 50
Flirt.....	".....	82	".....	123 00
Thos. A. Cromwell.....	Boston.....	89	Pubnico.....	133 50
Helen G. Mills.....	Gloucester.....	66	".....	92 00
Gossip.....	".....	91	Lunenburg.....	136 50
Alice.....	Boston.....	62	Liverpool.....	93 00
Flora S. Nickerson.....	".....	73	".....	109 50
Eugenia.....	Gloucester.....	66	Sand Point.....	99 00
Sylvia.....	".....	99	".....	143 50
Fannie Bell Atwood.....	Boston.....	82	Port Mulgrave.....	123 00
W. C. Morrissey.....	Gloucester.....	93	Shelburne.....	139 50
Olympia.....	".....	50	Woods Harbour.....	75 00
Titania.....	".....	77	Sand Point.....	115 50
Ellen C. Burke.....	Boston.....	60	Liverpool.....	90 00
Olga.....	Gloucester.....	77	Shelburne.....	115 50
Mirando.....	".....	76	Arichat.....	114 00
Pithian.....	".....	45	Pubnico.....	67 50
Jubilee.....	".....	61	Woods Harbour.....	91 50
Narsa.....	".....	77	Liverpool.....	115 50
Metamora.....	Boston.....	81	".....	121 50
Monitor.....	Gloucester.....	100	".....	150 00
Jennie B. Hodgson.....	".....	85	North Sydney.....	127 50
Lizzie Griffin.....	Bangor.....	71	Louisburg.....	106 50
Gladiator.....	Bucksport.....	75	".....	112 50
Etta Mildred.....	Gloucester.....	45	Pubnico.....	67 50
W. H. Rider.....	".....	45	".....	67 50
Mildred V. Nunan.....	Kennebunk.....	43	Sand Point.....	64 50
Margie Turner.....	Boston.....	44	Woods Harbour.....	66 00
Margaret Dillon.....	".....	48	Liverpool.....	72 00
Grace Darling.....	Beverly.....	47	Yarmouth.....	70 50
Vinco.....	Gloucester.....	84	Halifax.....	126 00
Paragon.....	".....	80	".....	120 00
Selma.....	Boston.....	88	".....	132 00
John Hays Hammond.....	Gloucester.....	93	".....	139 50
Gossip.....	".....	91	".....	136 50
Arkona.....	".....	97	Liverpool.....	145 50
Premier.....	".....	97	Yarmouth.....	145 50
Hazel B. Hines.....	".....	79	".....	118 50
Hortense.....	Boston.....	52	".....	78 00
J. J. Flaherty.....	Gloucester.....	124	Wedgeport.....	186 00
Senator Gardner.....	".....	94	Yarmouth.....	141 00
Arabia.....	".....	86	Tusket.....	129 00
Annie M. Parker.....	".....	100	".....	150 00
Harvester.....	Eastport.....	76	Port Wade.....	114 00
Elk.....	Boston.....	83	Amherst, M. I.....	124 50
Fffie M. Morrissey.....	Marblehead.....	83	Digby.....	124 50
Quickstep.....	Gloucester.....	75	".....	112 50
Arcadia.....	".....	90	Wedgeport.....	135 00
Jas W. Parker.....	Boston.....	96	Sand Point.....	144 00
			Total.....	13,785 00

APPENDIX No. 17.

REPORT ON OYSTER CULTURE BY THE DEPARTMENT'S EXPERT, FOR THE SEASON OF 1911.

CHARLOTTETOWN, P.E.I.

To the Superintendent of Fisheries,
Ottawa.

SIR,—I have the honour to submit to you my annual report on last season's work in connection with oyster culture in the lower provinces.

On the opening of navigation the *Ostrea* was removed from her winter quarters and prepared for sea. I then received instructions from your department to proceed to Cariboo harbour, Pictou county, for the purpose of examining the ground, to ascertain if a suitable area could be found to build an artificial oyster bed; and after an examination, found a firm bottom on the north side of the harbour which was partially covered with eel grass; but upon trying to remove the same found the bottom to be covered with large shelving stones which tore my gear all to pieces. I then decided to make a further examination of the lay, and selected an area which I considered to be a suitable piece of ground situated about one hundred and fifty (150) yards distant from high water mark, in front of the land owned by Joseph Robertson, on the south side of the harbour. It contains about four acres, and the length, running parallel with the shore, is about four times the width, with an average depth of five feet of water on the inner edge and gradually deepening to about ten feet on the outer edge of the bed at low water time. This ground was staked off, and after a thorough raking over found to be in readiness for shelling, so I made arrangements to obtain the shells from New Glasgow river. A gang of men were engaged to obtain these shells at low water time and place them in a scow. A small tug was also engaged, which the *Ostrea* assisted to tow the scow round to Cariboo harbour, where the shells were evenly distributed over the area. Four scow loads were thus obtained, each containing about fifty cubic yards. This gives a good foundation on a firm bottom to plant oysters on, but owing to the late opening of the season last spring, and the time taken to prepare the ground, the hot weather had already set in, and only about twenty-five barrels of small oysters were obtained from Richmond bay, Prince Edward Island, and laid in good condition on the eastern portion of the ground. It was the intention of the department to place about seventy-five barrels of American seed oysters as an experiment on the remaining part of the ground; but the weather was too hot to risk shipping them such a distance. It is to be hoped, however, the bed will be completed early in this season, and in the meantime arrangements will be made to secure the oysters before the weather becomes too warm, and thus ensure safe delivery. Laying both kinds of oysters on this area will give the department an opportunity of comparing the growth of both varieties. The above work occupied my time until August 10, when I removed the stakes before leaving Cariboo for the season.

MERIGOMISH, N.S.

It was reported to your department that there is evidence that at some past time there have been extensive beds of oysters at Merigomish harbour, and after finishing

my work at Cariboo, I was instructed to investigate the prevailing conditions, with a view to seeing what could be done. Upon my arrival in Merigomish, I first examined the upper part of the harbour, and the mussel bed situated just below Barney's river. This is a very large bed of mussels which is exposed at low water, and in which one or two live oysters were seen. A few dead oyster and clam shells were also found along the edges of this bed on the edge of the channel; but no live oysters could be obtained. In Barney's river mussels were found to be growing, and dead oyster and clam shells were to be seen in small quantities; but no live oysters could be obtained here.

Merigomish river has a very narrow channel and extensive flats with a sandy gravelly bottom at the upper part, while the lower part consists of mud, and is of no use for planting oysters, as the bottom is of a shifting nature.

In Sutherland river, situated on the west side of the harbour, the bottom is soft and shallow.

In French channel, on the north side of the harbour, one or two very narrow strips of stony bottom were found, but of no practical value. The whole of the harbour, which is an extensive one, consists of a soft muddy bottom, and flats which are covered with eel grass and are exposed to the atmosphere at low water.

From inquiries made at Merigomish I could not obtain the slightest information regarding any areas of shelly bottom, and although I had at my disposal the services of a good intelligent man, who has resided there for the past twenty years at the mouth of the harbour, and who acts as pilot to strange vessels coming into that harbour, he was unable to enlighten me on the subject of shelly deposits existing in this district, having never seen any himself or heard of any one who knew of their whereabouts.

MALPEQUE, P.E.I.

After finishing my work in Cariboo and Merigomish, I proceeded to Malpeque under instructions from your department, arriving there on August 22, when I made arrangements to obtain small oysters from the bars and eddies around Ram island and Big and Little Curtain islands; but on account of bad weather I could not obtain any until September 2, when I received the first consignment. About thirteen Indians with their families were engaged in picking, besides three or four white men; and we continued taking them each day when the weather and tides were favourable until Friday, September 29, when we desisted, as the bars had been picked fairly clean of small oysters, and the regular oyster season would open the following week, when these men could obtain better prices for marketable oysters. The price paid was thirty-five (35) cents for a half-bushel basket, that being the easiest way of measuring them without injury to the oysters, as this was the kind of basket used in picking them up. They were received alongside the steamer and deposited on her deck; and were either planted on the same day they were taken on board, if time permitted, or were laid the first thing next morning. The sample was a splendid one, the sizes varying from under an inch to about two and a half inches in length, and the average being from two thousand five hundred (2,500) to two thousand eight hundred (2,800) oysters to the barrel. These small oysters were very thin and carefully scattered on the largest and deepest beds in Richmond bay, the depth of water in which they were planted varying from eight to sixteen feet. These oysters being deposited on the public beds should prove of great advantage to the fishermen, as they were very small when laid and scattered over a large area, and in fairly deep water they will have every opportunity of developing into first-class oysters, as they are perfect in shape. It is also beneficial to the beds, not only as far as the oyster's growth is concerned, but by the spat which is emitted by these oysters later on, and which should prove a very valuable asset. These small oysters if left on the bars would never have become full grown, as the ice in winter resting on these bars and exposure to the frost is very destructive to young oysters. Mr. Daniel Forbes, fishery officer, very kindly gave me every assistance in locating the beds,

SESSIONAL PAPER No. 22

and in other ways helped to make the work successful. The resident fishermen also appreciated the department's action, and several stated it was an excellent move in the right direction. The number of oysters planted this year was not so great as the last time they were gathered, neither were there so many persons engaged in picking them up. The total number of oysters taken this year amounted to five hundred and ninety-one (591) baskets, which should yield good returns in the future to the fishermen on their growth alone. The weather during this period was very wild and unsettled, and greatly retarded the work of picking; and very few persons were inclined to stick to it all the time.

During the last three years the department has removed the following number of oysters from the above bars (which are very limited in size), and transplanted the same on to either public or cultivated areas. In 1909 there were eleven hundred and thirty-eight (1,138) baskets of small oysters placed on the public beds in Richmond bay; in 1910, seven hundred and twenty-six (726) baskets of small oysters were planted on the area prepared by the department off Bird island on the north side of the bay; and in 1911, one hundred and fifty (150) baskets were obtained from Curtain island and planted on the bed at Cariboo, N.S., and five hundred and ninety-one (591) baskets spread over the public beds in Richmond bay, making a total of two thousand six hundred and five (2,605) baskets of small oysters, the bulk of which would have perished by frost if they had not been removed, but will now prove beneficial to several fishermen and the industry in general.

BIRD ISLAND BED.

Most of my time last year was engaged in forming an oyster bed on the north side of Richmond bay off Bird island, the place being composed of an entirely barren soil consisting of a firm bottom with several stones lying around, and covered with eel grass. Most of the stones were removed and the eel grass cleaned off. The area was then shelled with shells obtained from the mouth of Grand river, which were taken by the fishermen. After shelling the area, about one hundred (100) barrels of small oysters were obtained from the bars off Ram and Curtain islands and deposited on the bed. On May 17 last I made an examination in company with Fishery Officer Forbes, and reported as follows: 'We found the bottom to be in a clean condition, as we were enabled to see some shells on the bottom at a depth of ten feet of water. We obtained samples of oysters from different parts of the area, and they were all found to be in a perfectly healthy condition and are growing favourably.'

Mr. Forbes passed the remark that he did not see one dead oyster or a starfish during the examination, and I feel confident that these oysters will grow in a satisfactory way, as far as the locality and nature of the bottom affect that growth. I again visited the bed during the early part of October, when I made the following report: 'Before leaving Richmond bay I made a thorough examination of Bird island bed, and am very pleased to state that everything looked in a very healthy condition. The oysters have grown considerably since my last visit, and I could see several traces of this year's spat attached to shells, &c. The bottom was clean and the water clear, which enabled me to see the bottom distinctly, and I have every reason to believe this bed will prove itself satisfactory in every way.'

MURRAY HARBOUR, P.E.I.

After leaving Malpeque, I proceeded to Murray harbour and inspected the area there, which I had not visited since 1907. At that time I left it in a clean and healthy condition, but owing to other duties have not been able to look this area up during the interval, and after a thorough examination find it is completely overgrown with long eel grass. It was impossible for me to obtain any soil from the bottom with the aid of the dredge, owing to the length and thickness of the eel grass. At low water I also made

an examination of the stony bars off the western side of Reynold's west island and only found a few scattered oysters there, being informed by the warden that they were always picked up as soon as they were large enough. It would take quite a long time to remove this eel grass, so thought it advisable, owing to the lateness of the season, to report to the department before taking any further action. The eel grass on this bed appears to grow very fast and thick, and requires a large amount of labour to keep it clear: in fact the whole river and flats are covered with it, and no doubt the seed drifts on the clean bottom and finds a suitable resting place.

I then sailed for Charlottetown, and the *Ostrea* was placed on lobster patrol duty for a short time under instructions from Inspector Matheson, after which she was stripped of her gear, dismantled and hauled into winter quarters.

LEASING OYSTER AREA.

Another season has passed and no arrangements have been arrived at with regard to leasing barren bottoms, for the purpose of cultivating oysters, to those persons who would like to venture into this industry. Our oysters and natural beds are slowly but surely decreasing, and something must be done to counteract and check the loss thus sustained. The greatest wonder is that under the prevailing circumstances our natural beds have stood the strain so long. The loss is not only from excessive, fishing, for when once an area has become depleted, it is at once raided by the farmers, who utterly destroy the bed for future use.

An instance of how an old bed can be restored may be of service to those who are interested. Last year I obtained about one thousand barrels of old shells from a depleted oyster bed situated at the lower part of Grand river, where, on account of the swift current running over the bed, the ice does not form sufficiently thick for the mud diggers to get to work. While I was removing the shells, it was suggested by some one that I should not be allowed to take the shells away, as he considered it detrimental to the fishing in Grand river.

I asked what harm I was doing to a depleted bed, and at the time said that if I owned the bed in question the very first thing I should do to it would be to remove all these old shells from the top of the bed, before I attempted to cultivate it. What was the consequence? The surface of the bed had been made very clean, last season, being an exceedingly hot one, had the desired effect, and the man who reproved me for taking the shells came to me last September and informed me that the whole area where the old shells had been removed the previous year was now one solid mass of small oysters, they having attached themselves to the clean shells that were then exposed, while being carried along by the current. In carrying out this work, I was, as it were, killing two birds with one stone: forming an area in another part of the bay, while cleaning an old bed by removing the surface shells, with the result that both are doing well. The above instance shows why I have always objected to mud diggers destroying areas when they have ceased to yield oysters, as they may always be reminded. Farmers require this mud; but while it is beneficial to them, I do not consider it right to deprive another man of the privilege of building up an area of his own, which, if carefully attended to, would produce enormous profits.

What puzzles me is that while there are so many thousands of acres of useless land under the sea which could be made revenue producing by royalties from their sale or lease for oyster cultivation, a number of persons anxious to go into the business are deprived of the opportunity of thus making a living or increasing their income, simply for want of an amicable arrangement between the federal and provincial governments.

When we look around at all the other countries where oyster cultivation is carried on, and see how their trade is increasing, does it not make us feel as if we are debarred from a privilege that every citizen is justly entitled to?

SESSIONAL PAPER No. 22

I trust that some definite arrangement may be arrived at in the very near future, by which persons who are desirous of obtaining a piece of ground, either leasehold or freehold, for the cultivation of oysters may be in a position to do so.

I have the honour to be, sir,
Your obedient servant,

ERNEST KEMP,
Oyster Expert.

APPENDIX No. 18.

NATURAL HISTORY REPORT.

To the Superintendent of Fisheries,
Ottawa.

SIR,—I have the honour to submit my natural history report for the fiscal year 1911-12, which deals with the readjustment of the Canadian Fisheries Museum.

Considerable was done during the year towards the renovation and readjustment of the museum. With this object in view worthless material was disposed of, and the doors of the institution closed to the public. Owing to the removal of the National Art Gallery to the Victoria Memorial Museum additional space was acquired, and the walls of the upstairs room, which formerly constituted the gallery, were tinted and fitted with upright cases with plate glass fronts for the display of specimens. In these cases mounted specimens and casts of fishes have been placed. The specimens embrace the following list of species. Casts are designated as such: all the rest being mounted specimens.

Picked Dog-fish (*Squalus acanthias*).

Specimen of male from Halifax.

Starry Ray (*Raja radiata*).

Specimen of female from Halifax.

Lake Sturgeon (*Acipenser rubicundus*).

Specimen of female (some 5 feet 6 inches long) from Lake Deschene, Ottawa-river.

Gold-eye (*Hyodon tergisus*).

Male and two female specimens from Selkirk, Manitoba.

California Herring (*Clupea pallasii*).

Three specimens from Nanaimo, British Columbia.

Common White-fish (*Coregonus clupeiformis*).

Three male specimens from Bay of Quinté.

Humpback Salmon (*Oncorhynchus gorbuscha*).

Casts of three males and three females, showing seasonal characters, from British Columbia.

Dog Salmon (*Oncorhynchus keta*).

Casts of three males and three females, showing seasonal characters, from British Columbia.

Quinnat or Spring Salmon (*Oncorhynchus tshawytscha*).

Casts of three males and three females, showing seasonal characters, from British Columbia.

Coho or Silver Salmon (*Oncorhynchus kisutch*).

Casts of three males and three females, showing seasonal characters, from British Columbia.

Sockeye or Blue-back Salmon (*Oncorhynchus nerka*).

Casts of three males and three females, showing seasonal characters, from British Columbia. Another cast submitted as a sample of workmanship.

Steelhead (*Salmo rivularis*).

Casts of a male and a female from British Columbia.

SESSIONAL PAPER No. 22

Cutthroat Trout (*Salmo clarkii*).

Two female specimens from British Columbia.

Salmon Trout (*Cristivomer namaycush*).

Male and two female specimens from Ayersport, P.Q.

Speckled Trout (*Salvelinus fontinalis*).

Specimen from Moose Lake, Maine.

Marston or Red Canadian Trout (*Salvelinus marstoni*).

Two male and a female specimens from Chain of Three Lakes, Maskinongé county, P.Q.

American Smelt (*Osmerus mordax*).

Three specimens from Halifax.

Common Pike (*Lucius lucius*).

Two male and a female specimens from Selkirk, Manitoba.

Pollack or Coal-fish (*Pollachius virens*).

Two male and a female specimens from Halifax.

Tomcod (*Microgadus tomcod*).

Three specimens from Miramichi river.

Common Cod-fish (*Gadus callarias*).

Male and female specimen from Halifax, and female specimen from Campobello island.

Haddock (*Melanogrammus aeglefinus*).

Specimen of female from Halifax, specimen from Campobello island, and specimen submitted as sample of workmanship.

Codling or White Hake (*Urophycis tenuis*).

A male and a female specimen from Halifax, and a specimen submitted as a sample of workmanship.

Cusk (*Brosme brosme*).

Three female specimens from Halifax)

Pike Perch (*Stizostedion vitreum*).

A male and a female specimen and a specimen sex not determined from Selkirk, Manitoba.

Yellow Perch (*Perca flavescens*).

Male and two female specimens from Selkirk, Manitoba.

Striped Bass (*Roccus lineatus*).

Three female specimens from Miramichi river.

Tautog (*Tautoga onitis*).

Cast of a specimen from Bay of Fundy.

Snapper (*Sebastes marinus*).

Specimen of female from Halifax.

Halibut (*Hippoglossus hippoglossus*).

Two female specimens (each, some 4 feet long), and a specimen sex not determined, from Halifax, and a specimen with eyes on left side (the eyes of the halibut being normally on the right side), from British Columbia.

Rusty Dab (*Limanda ferruginea*).

Specimen from Halifax.

Besides the above mentioned, other specimens are in the hands of taxidermists, and all available wall space in the upper room will soon be occupied. In a case at the end of the room, and in the basal compartments of the cases containing the mounted fishes, mounted water birds, mostly divers, waders, gulls, shore-birds, and ducks, have been placed.

The following specimens and objects have been acquired for the museum since the beginning of the fiscal year:—

Embryo of Fin-back whale (*Sibbaldius veliferus*). The mother whale which was some 65 feet long was caught off the northern coast of the Queen Charlotte islands by the whaling SS. *Brown* of the Canadian North Pacific Fisheries Ltd., and the

embryo was found inside the whale on its being opened at the whaling station at Naden Harbour.

Miscellaneous specimens, chiefly marine invertebrates, collected at various points of the Bay of Fundy.

A small collection of fishes, preserved in spirits, from the Biological station, Georgian bay.

Model of a steam trawler with otter trawl gear.

Model of steam herring drifter.

Model of a herring weir.

Model of a fishway.

A large amount of material, the accumulation of years, will be systematically arranged when the museum has been thoroughly renovated, and cases, the manufacture of which has been authorized, have been received for its reception; and the entire museum will be scientifically labelled, and the aim will be to constitute it, as much as possible, a self explanatory institution. Keeping in view the intention that the fisheries museum is to serve a purpose in the interests of the industry and to open a door of enlightenment to the people, the scale upon which it has been started, already shows that a building many times the dimensions of the present one will in course of time be required; and it is here pointed out that the laying out of a collection, comprised of such endlessly modified forms as the waters of Canada contain, necessitates its arrangement according to scientific principles for the very purpose of making it, in the best way, interesting and conceptive. True, owing to differences in size and shape, and that certain species cannot be mounted but require to be preserved in fluids, closely related kinds cannot always be placed side by side, not that there is anything here but by the use of numbers can be obviated; nevertheless the various genera, families, and orders, should in the main follow one another consecutively. Commencing with the lowest fishes—the lampreys and hag-fishes—the next in order are the sharks, rays and chimaeras, many of which are the largest of all fishes, so that here is an instance of a break in continuity as pointed out above, as most of the sharks would require to stand upon the floor space and could not be adjusted against the wall. Following these are the ganoids of which the sturgeons are commercially the important species, and these lead through the true-boned ganoids—gar-pikes and the bow-fin (*Amia calva*)—to the most generalised teleosts, such as herring and salmon, which in turn lead on step by step to the most specialized teleosts to which the majority of extant fishes belong. The foregoing remarks, intended to indicate how the fishes ought to be arranged order following order according to zoological sequence, apply to all other orders classes or sub-kingdoms the members of which are inhabitants of the waters:—such as whales, seals, aquatic birds, turtles, frogs, crustaceans, mollusks, star-fishes and sea-urchins, and sponges; and an important adjunct to the entire collection would be an aquarium fitted out with rock-work and water-plants wherein living fishes, mollusks, &c., would be displayed, and a room reserved for models of vessels, seines, and fishways, and divers fishery appliances; and it seems important in this report to thus draw attention to what in the nature of things is implied in the building up of a museum which ought adequately to portray the natural history and industrial resources of the fisheries of the Dominion.

I am, sir,

Your obedient servant,

ANDREW HALKETT,
Naturalist, Department of Marine and Fisheries.

APPENDIX No. 19.**FISH BREEDING.**

To the Superintendent of Fisheries,
Ottawa.

SIR,—I beg to submit herewith the annual report on Fish Breeding operations conducted by the department during the fiscal year 1911-12.

At the close of the last fiscal year, March 31, 1911, there were 41 hatcheries in operation. Since that date lobster hatcheries have been established at Isaac's harbour, Guysborough county; Arichat, Richmond county; and Margaree harbour, Inverness county; N.S., which have been in operation for two seasons, viz., 1911 and 1912. Last spring, 1912, lobster hatcheries were opened at Barrios beach, Antigonish county; and at the entrance to Little Brás d'Or harbour, Cape Breton county, N.S. A subsidiary salmon hatchery was also erected at Lindloff creek, near St. Peter's, N.S. This hatchery is operated in conjunction with and as a distributing station for the salmon hatchery at N. E. Margaree, from which point eyed eggs will be transferred each spring and the resultant fry can be distributed in the best possible condition direct to suitable waters of the district. By means of this hatchery the St. Peter's district, which cannot be supplied with fry from the Margaree hatchery on account of the distance and unfavourable transportation facilities, will now receive in the vicinity of 2,000,000 salmon fry at comparatively small expenditure, which could not be accommodated at Margaree, although the eggs can be brought to the eyed stage there.

The first shad hatchery in Canada was operated last spring at Darlings island in the Kennebecasis river, N.B. Owing to exceptionally high water the usual number of shad were not taken by the fishermen at this place, but, the very satisfactory total of 1,100,000 eggs, considering the limited catch of fish and the unfavourable conditions prevailing, was placed in the incubating jars, from which number 750,000 vigorous fry were distributed on the spawning grounds of the district. Since the hatchery was closed, the shad fishing areas of the St. John river have been inspected and it is expected that, under normal conditions, with the operations contemplated, the distribution of young shad will be largely increased next season.

A lobster hatchery has also been built during the summer at Buctouche, Kent county; N.B., and will be in operation next spring.

In Ontario a salmon trout hatchery at Southampton and a combination salmon trout and whitefish hatchery at Port Arthur have been put in operation which with 5 hatcheries that are in different stages of construction, and are expected to be in active operation before the end of the present fiscal year, brings the total to 54 hatcheries, 3 sub-hatcheries and 5 retaining ponds for Atlantic salmon.

Growth of Service.

Fish breeding was taken up by the department in 1868. In that year a private hatchery, which was operated at Newcastle, Ontario, by the late Samuel Wilmot, was taken over by the department and Mr. Wilmot was engaged to conduct the fish breeding service.

By 1876, seven hatcheries were in operation and in that year Mr. Wilmot was given the title of Superintendent of Fish Culture. This position he held until his retirement in 1895, when 14 hatcheries were working.

The earlier hatcheries were confined to the propagation of salmon, and were consequently located on the most important salmon streams; but in 1876, the hatching of other species began to receive attention. In that year a large whitefish hatchery was built at Sandwich, Ontario.

In 1885 the first British Columbia hatchery was opened at Bon Accord on the Fraser river, in 1891 lobsters were first hatched at Bay View, N.S., and in 1894 the Selkirk whitefish hatchery was erected.

From 1895 to 1901 no new hatcheries were established and those at Dunk river, P.E.I., which was destroyed by fire in 1887, the Sydney, C.B., and the Gaspé, P.Q., hatcheries which were abandoned in 1898, were not replaced, so that in 1900 there were 12 hatcheries in operation. From that year until the present time the service has been rapidly extended. In 1901 Mr. F. H. Cunningham was appointed Inspector of Hatcheries, and in 1904 Superintendent of Fish Culture, which position he held until his transfer to British Columbia in 1911 as Chief Inspector of Fisheries for that province.

In 1901 ponds for the rearing of bass were established at Point Ann on the Bay of Quinte. In the following year, new hatcheries were opened at N. E. Margaree, C.B., Gaspé, P.Q., and Granite creek, Shuswap lake, B.C., about 15,000,000 pickerel fry were incubated and distributed from the Sandwich hatchery.

In 1903 the lobster hatchery at Shemogue, Westmorland county, N.B., and the salmon hatchery at Lakelse lake, Skeena river; B.C., were opened.

In 1904 lobster hatcheries at Shippegan island, N.B., and Charlottetown harbour, P.E.I., were built; the Lake Lester trout rearing ponds, Stanstead county, P.Q., were purchased and the trout hatchery at St. Alexis des Monts, Maskinonge county, P.Q., was presented to the department by Mr. C. H. Simpson.

In 1905 the Canso, N.S., lobster hatchery, the Mont Tremblant, Terrebonne county, P.Q., salmon trout hatchery and the large salmon hatchery on Harrison lake, B.C., were put in operation.

In 1906 the salmon hatcheries at Kelly's pond, Queen's county, P.E.I.; Windsor, Hants county, N.S., Rivers Inlet and Pemberton Meadows, B.C., were completed and put in commission.

In 1907 a large whitefish hatchery was built at Berens river, Lake Winnipeg. In 1908 the Babine and Stuart lake salmon hatcheries, located respectively on the headwaters of the Skeena and Fraser rivers, B.C.; the Warton salmon trout hatchery and the pickerel and whitefish hatchery at Sarnia were established. In 1909 a lobster hatchery was built at Georgetown, P.E.I. In 1910 the number was increased by lobster hatcheries at Port Daniel and House harbour, P.Q., and a whitefish hatchery at Snake Island, Lake Winnipegosis, Man. During this year the Anderson lake, Kennedy lake and Cowichan lake hatcheries were built in B.C., and fry was distributed from them; also from the lobster hatcheries at Isaac's harbour, Guysborough county; Arichat, Richmond county; and Margaree harbour, Inverness county; N.S., in the spring of 1911. The Port Arthur and Southampton hatcheries were also built in 1911 and during the present year, 1912, fry was distributed from them as well as from the shad hatchery on the St. John river, N.B., the lobster hatcheries at Barrios beach, Antigonish county, Little Bras d'Or, Cape Breton county, and the subsidiary salmon hatchery at St. Peter's N.S. These, with the hatcheries at Middleton, N.S., Buctouche, N.B., Collingwood, Ont., and Big Island, Lake Winnipeg, brings us up to the present time when there are 54 hatcheries, of which 49 have already been in operation and the remaining 5 will be as soon as the eggs of the species for which they are intended are collected.

The following statement shows in brief form the extension of the Fish Breeding Service under this department, and the species propagated in the different hatcheries at the present time:—

SESSIONAL PAPER No. 22

Established.	Number of new hatcheries	Location.	Species of fish hatched.
1868	1	Newcastle, Ont.	Salmon Trout, Speckled Trout and Black Bass.
1874	2	Restigouche, N.B.	Atlantic Salmon.
		Miramichi, N.B.	" "
1875	2	Tadoussac, P.Q.	" "
	*	Gaspe, P.Q.	" "
1876	2	Bedford, N.S.	Atlantic Salmon and Speckled Trout.
		Sandwich, Ont.	Whitefish.
1880	2	Grand Falls, N.B.	Atlantic Salmon.
	*	Dunk River, P.E.I.	" "
1881	1	Magog, P.Q.	Salmon Trout, Grey Trout, Speckled Trout and Atlantic Salmon.
1882	1	Sydney, N.S.	Atlantic Salmon.
1883	1	Bon Accord, Fraser River, B.C.	Pacific Salmon.
1890	1	Ottawa, Ont.	Salmon Trout, Speckled Trout, Atlantic Salmon
1891	1	Bay View, N.S.	Lobsters.
1894	1	Selkirk, Man.	Whitefish.
1901	1	Belleville, Ont.	Bass.
		Margaree, N.S.	Atlantic Salmon.
1902	3	Gaspe, P.Q.	" "
		Granite Creek, B.C.	Pacific Salmon.
1903	2	Shemogue, N.B.	Lobsters.
		Lakelse Lake, Skeena River.	Pacific Salmon.
		(Shippagan, N.B.	Lobsters.
		Charlottetown Harbour, P.E.I.	" "
1904	4	Lake Lester, P.Q.	Salmon Trout, Grey Trout, Atlantic Salmon and Speckled Trout.
		St. Alexis, P.Q.	Speckled Trout.
1905	3	Canso, N.S.	Lobsters.
		Mont Tremblant, P.Q.	Salmon Trout, Speckled Trout, Atlantic Salmon.
		Harrison Lake, B.C.	Pacific Salmon.
1906	4	Kelly's Pond, P.E.I.	Atlantic Salmon.
		Windsor, N.S.	" "
		Rivers Inlet, B.C.	Pacific Salmon.
		Pemberton, B.C.	" "
1907	1	Berens River, Man.	Whitefish.
		Babine Lake, B.C.	Pacific Salmon.
1908	4	Stuart Lake, B.C.	" "
		Warton, Ont.	Salmon Trout.
		Sarnia, Ont.	Pickered and Whitefish.
1909	1	Georgetown, P.E.I.	Lobsters.
		Port Daniel, P.Q.	" "
1910	3	House Harbour, P.Q.	" "
		Snake Island, Lake Winnipegosis.	Whitefish.
		Anderson Lake, B.C.	Pacific Salmon.
		Kennedy Lake, B.C.	" "
1911	6	Cowichan Lake, B.C.	Pacific Salmon, B.C. Trout, Atlantic Salmon.
		Isaac's Harbour, N.S.	Lobsters.
		Arichat, N.S.	" "
		Margaree Harbour, N.S.	" "
		Port Arthur, Ont.	Salmon Trout, Whitefish.
		Southampton, Ont.	Salmon Trout.
		St. John, N.B.	Shad.
1912	6	Barrios Beach, N.S.	Lobsters.
		Little Bras d'Or, N.S.	" "
		Lindloff Hatchery (sub)	Salmon.
		Under construction.	" "
		Middleton, N.S.	Atlantic Salmon, Speckled Trout.
		Long Beach, N.S. (Retaining Pond.)	Lobsters.
1912	5	Buctouche, N.B.	Lobsters.
		Collingwood, Ont.	Whitefish.
		Big Island, Man.	" "

* Discontinued, Dunk, 1857, Gaspe and Sydney, 1898.

Note.—The year in which the first distribution was made is given as the date of establishment of each hatchery.

Subsidiary Hatcheries.

Bergeronnes river, P.Q.—operated in conjunction with the Tadousac hatchery.
 St. Margaret's river, P.Q.—operated in conjunction with the Tadousac hatchery.
 Lindloff, N.S.—operated in conjunction with the Margaree hatchery.

Salmon Retaining Ponds.

Location.—Furnish eggs for:—

Margaree Harbour, N.S.—Margaree hatchery.
 St. John Harbour, N.B., South Esk, Miramichi River, N.B.—Bedford, Windsor,
 Kelly's Pond, Grand Falls, Miramichi and Gaspé hatcheries.
 Tide head, Restigouche river, N.B.—Restigouche hatchery.
 Tadousac, P.Q.—Tadousac hatchery.

During recent years the service has been extended more rapidly than at any previous time. As shown by the above statement 12 new hatcheries were opened in 1911 and 1912, which with the 5 under construction make an increase of 17 hatcheries in these seasons.

Increased Distribution.

The increase in the number of fry distributed every five years from the hatcheries in operation beginning with 1895, when the distribution was greater by over 35½ millions than in any previous year is shown below:—

Species	1895	1900	1905	1910	1911
Atlantic Salmon...	8,935,000	5,965,000	9,114,500	14,572,000	18,721,450
Pacific Salmon....	6,390,000	6,200,000	19,572,900	92,839,000	70,371,770
Salmon Trout....	5,875,000	4,446,000	3,530,000	15,985,000	15,751,300
Speckled Trout...			514,000	1,165,000	859,500
Grey Trout.....			260,000	200,000	562,060
B. C. Trout.....			50,000	372,000	905,200
Whitefish.....	104,640,000	129,330,000	105,500,000	246,000,000	257,209,000
Pickarel.....			26,000,000	74,298,000	56,500,000
Lobster.....	168,200,000	120,000,000	463,000,000	639,500,000	969,250,000
Bass.....			3,000	2,000	3,037
Rainbow Trout...					50,000
Land-Locked Salmon.....					200,000
	294,040,000	265,941,000	627,544,400	1,084,934,000	1,390,376,237

Collection of Ova.

In capturing the parent fish different methods are followed according to the species, the disposal that is made of the fish after they are stripped, and the nature of the waters where they are taken.

Pacific Salmon.

In British Columbia the salmon are taken on their way up stream to the natural spawning grounds. The ascent of the fish is stopped by a fence or rack placed across the stream in which are left openings leading into wooden traps or enclosures. The salmon in their eagerness to reach the spawning grounds congregate below these fences and find their way through the openings in the fences into the traps. Large numbers are also taken in nets at some hatcheries. For instance at Anderson lake the full supply of salmon is taken by seining. After the stripping such fish as are fit for food are handed over to the Indians.

Whitefish.

In Lake Winnipegosis pound-nets were used for the capture of whitefish for two or three seasons with very little success as the fish would not lead. This method has been abandoned and the fish are now taken in gill nets in the Waterhen river. These nets are fished at frequent intervals and the fish removed before they have injured themselves.

The parent fish for the hatcheries on Lake Winnipeg are taken in a pound-net in the Little Saskatchewan river. There is no scarcity of fish at this place, but the difficulty to contend with is the very sudden close of navigation on Lake Winnipeg. On more than one occasion when heavy frost set in the officers in charge of operations were obliged to liberate more fish than are required to fill the hatcheries on this lake. Even then they were unable to bring the Fisheries patrol boat, which they were using, to her headquarters at Selkirk, but were obliged to lay her up in one of the harbours well up the lake.

In Ontario a large quantity of eggs are obtained from the commercial catch but nets are also operated by the department's officers and at some places fishermen are employed with their own fishing gear, under departmental supervision, during the close season. After the fish are stripped such as are caught during the close season are liberated but those of the commercial catch handled are returned to their owners, and those that are caught by the department's officers during the open season are placed on the market.

Salmon Trout.

The eggs of this species are obtained from ripe fish taken during the open season by the commercial fishermen of Georgian bay and Lake Huron. Spawn-takers are placed on the fishing boats towards the end of the fishing season and large quantities of eggs are obtained in this way which would otherwise go into the scrap barrels and be a total loss as far as the conservation of the fishery is concerned.

Grey Trout.

The eggs of this species are collected on Lake Memphremagog where the parent fish are captured in gill-nets. The operations are conducted by the officers of the Magog hatchery and as the fish are taken during the close season, they are returned to the lake after they are stripped.

Speckled Trout.

Only one hatchery, situated in Maskinonge county, P.Q., is engaged in the propagation of speckled trout. The eggs are obtained from wild trout which are taken by means of seines, dip-nets and large hooks from which the barbs have been removed. The parent fish are liberated after being stripped.

Black Bass.

This species is propagated on a very small scale. The parent fish are taken in the Bay of Quinte in seines operated under the supervision of the Inspector of Fisheries for the district. These fish are placed in the ponds at Point Ann where they breed in the natural way and after they have deposited their eggs, are used for stocking other waters.

Pickereel.

Only one hatchery is operated. The eggs are obtained from fish taken in the commercial pound-nets in the vicinity of Sarnia and Point Edward, Lake Huron. The fishermen of the district appreciate the desirability, in the interests of the fishery, of having this hatchery filled with eggs each season, and since its establishment have given the officer in charge every assistance possible.

Atlantic Salmon.

The parent fish are taken in weirs or trap-nets in the tidal waters or as they ascend the rivers and are retained in ponds built for the purpose, until ripe. After they are stripped they are liberated. At Tadousac and Restigouche they are taken in nets operated by the hatchery officers at these places. At Margaree, where the river has been closed to all net fishing except for fish breeding purposes, and at Miramichi the fish are purchased from fishermen who operate when desired by the department under the supervision of one of its officers, and who are obliged to hand over to the hatchery the total catch made during such operations. At St. John the fish are purchased from the commercial weir fishermen.

Lobsters.

The lobster eggs are obtained from lobsters taken by the commercial fishermen. A collecting boat visits the canneries regularly for the eggs and after they are procured the parent lobster is returned to the cannery men.

Results.

The beneficial results derived from artificial fish breeding is visible on all sides, for example the improvement of the fly-fishing on the Restigouche river at the present time over that of thirty years ago which must very largely be attributed to the annual distribution of fry that has been made from the Restigouche hatchery may be instanced.

This improvement is referred to by Mr. Alex. Mowat, officer-in-charge of the Restigouche hatchery in his annual report for the season 1910-11 in the following manner:—

‘In 1882, the official score of the Restigouche Salmon club was only 242 salmon, averaging 13 pounds. It gradually increased from year to year when in 1896, fourteen years later, the score reached 1,376 salmon weighing 28,626 pounds, an average of over 20 pounds.

‘A man by the name of Legion, writing to the ‘Union Advocate,’ dated Matapedia, March 21, 1881, makes and challenges contradiction of the statement that ‘it took 67 anglers in the year 1880 to catch 130 salmon and on 15 miles of the river, including the famous Matapedia pools.’ Legion further alleges that ‘even these 130 salmon were not legitimately caught, but many of the salmon were purchased at the freezer in Campbellton, taken to Matapedia and smuggled down the river by the Indians, the gentlemen in the meantime betting who would catch the largest and most salmon that day.’

If this was the condition of the rivers in 1880-81-82, the hatchery must have worked a revolution since then, as if any of the small clubs on the river now—and there are a dozen or more of them in addition to the large R. S. Club—do not catch from 150 to 300 salmon in a season they are rather disappointed and think it is a poor sport.

The year 1906 was the best in the history of the river up to that time, but there have been many years since equally as good, and there are no very poor years now. Last year was among the best. The fish were extra large and fat, and in the autumn in some of the very large deep pools in the vicinity of the Kedgewick, a thousand salmon could be counted.”

The results obtained from a shipment of black bass planted in a small lake in the province of Quebec was recently brought to the attention of the undersigned.

SESSIONAL PAPER No. 22

Previous to the planting of a small shipment of bass fingerlings a few years ago no fish except minnows were seen or caught in this lake, but during the past two seasons many splendid strings of bass and fish of over four pounds weight have been taken.

The species of fry, with number of each species and the names of the waters in which they were planted from each hatchery during 1911, is as follows:—

1911

NOVA SCOTIA.

Waters	Species.	
	Atlantic salmon.	Speckled trout.
BEDFORD HATCHERY.		
Nine Mile river, Halifax county.	120,000	
Pennant river, Halifax county.	120,000	
Indian river, Halifax county.	120,000	
Little Salmon river, Halifax county.	80,000	
Great Salmon river, Halifax county.	80,000	
Shubenacadie river, Halifax county.	120,000	
Ecum-Secum river, Halifax & Guys-boro county.	50,000	
Roseway river, Shelburne county.	60,000	5,000
Barrington river, Shelburne county.	30,000	
Sackville river, Halifax county.	200,000	
Peter's lake, Halifax county.		5,000
Lake William, Halifax county.		5,000
Folly lake, Colchester county.		5,000
Lochaber lake, Antigonish county.		5,000
Bear river, Annapolis county.		5,000
Jerry and Hardwich lakes, Annapolis county.		5,000
Mersey river, Annapolis county.		5,000
*Cornwallis river, Kings county.		10,000
North river, Kings county.		5,000
Wallace river, Cumberland county.		5,000
Reservoir, Cumberland county.		5,000
Monk Cove lake, Digby county.		5,000
Saulniers lake, Digby county.		5,000
Black river, Digby county.		5,000
Lawlors lake, Lunenburg county.		5,000
Lake Annis, Yarmouth county.		5,000
Sloans lake, Yarmouth county.		5,000
Trefrys lake, Yarmouth county.		5,000
Marshall Brook, Kings Co.		5,000
	980,000	105,000
Total.		1,085,000

MARGAREE HATCHERY.

	Salmon.
Margaree, Big Interval.	380,000
Plaster, N. E. Margaree.	200,000
Greiggs, N. E. Margaree.	120,000

* See also Windsor hatchery.

	Salmon.
Philips, N. E. Margaree.	75,000
Cranton's bridge, N. E. Margaree.	130,000
Big Interval bridge.	310,000
Tingleys bridge.	70,000
James Ross, Rossville.	130,000
Hannigan's, Rossville.	150,000
Etheridge, N. E. Margaree.	230,000
Black Rock.	50,000
Big Brook.	50,000
Gallant Brook, Margaree.	100,000
McLeod Brook, Rossville.	50,000
Little river, Cheticamp.	150,000
Middle river, Victoria county.	150,000
Forest Glen, N. E. Margaree.	100,000
South West Margaree.	150,000
Strathlorne.	180,000
Baddeck Forkes, Victoria county.	150,000
Mabou river.	100,000
Baddeck river.	100,000
Hatchery brook.	73,450
Total.	3,258,450

WINDSOR HATCHERY.

	Salmon.
Avon river, Hants county.	265,000
Meander river, Hants county.	200,000
*Cornwallis river, Kings county.	75,000
Gaspereaux river, Kings county.	50,000
Annapolis river, Annapolis county.	50,000
Hoopers lake, Yarmouth county.	50,000
Pearl lake, Yarmouth county.	50,000
Nictaux river, Annapolis county.	100,000
Total.	900,000

BAY VIEW HATCHERY.

	Lobsters.
Black point.	8,500,000
McDonald's reef.	17,000,000
North side Pictou island.	10,500,000
Carribou harbour.	6,000,000
Graham's reef.	11,000,000
Skinner's reef.	12,000,000
North of Doctor island.	13,000,000
West end Pictou island.	12,000,000
Sandy cove.	10,500,000
Gull rock.	10,500,000
Carribou island.	5,000,000
Cole's reef.	7,000,000
Shea's reef.	13,000,000
Wide entrance.	3,000,000
Total.	139,000,000

* See also Bedford hatchery.

CANSO HATCHERY.

	Lobsters.
Canso and vicinity.	69,000,000
Whitehead and vicinity.	8,000,000
Charles cove and Port Felix.	6,000,000
Queensport and vicinity.	8,000,000
Mulgrave and vicinity.	5,000,000
Dover and vicinity.	4,000,000
Total.	100,000,000

ISAAC'S HARBOUR HATCHERY.

	Lobsters.
Wedge island off Liscomb.	5,000,000
Niteys Mate.	6,000,000
Port Beckerton.	5,000,000
Fishermen's harbour.	6,000,000
Isaac's harbour.	5,000,000
Drum Head islands.	7,000,000
Seal harbour.	4,000,000
Coddles harbour.	5,000,000
New harbour.	4,000,000
Little harbour, ledges.	3,000,000
Total.	50,000,000

ARICHAU HATCHERY.

	Lobsters.
Chedabucto bay, from Petit de Grat westward, Lennox passage, north and south shores, Cape Hougit and Poulamond.	57,750,000

INVERNESS HATCHERY.

	Lobsters.
Polet's cove.	4,000,000
Pleasant bay.	3,000,000
Cape Rouge.	2,000,000
Little river.	3,000,000
Eastern harbour.	4,000,000
Point Cross.	6,000,000
Grand Etang.	6,000,000
Margaree harbour.	6,000,000
Chimney Corners.	3,000,000
Margaree island.	3,000,000
Total.	40,000,000

NEW BRUNSWICK.

RESTIGOUCHE HATCHERY.

	Salmon.
	Fry. Fingerlings
Upsalquitch river, vicinity of Cook-ic's.	350,000
Restigouche river, vicinity of Redbank.	350,000

	Fry.	
Restigouche river, vicinity of Tracy brook.	350,000	
Restigouche river, vicinity of Haford's.	350,000	
Vicinity of Little Cross point.	350,000	
Matepedia lake and Causapschal river.	250,000	
River and brook near hatchery.	123,000	
Matepedia river, vicinity of Causapschal.		40,000
		<hr/>
Total (2,163,000).	2,123,000	40,000

MIRAMICHI HATCHERY.

	Salmon.
Northwest Miramichi and upper tributaries.	700,000
Main southwest Miramichi.	200,000
Little southwest Miramichi.	600,000
Sevogle river.	250,000
Renous river.	150,000
Barnaby river.	50,000
Millstream.	50,000
Turtle creek, Petitcodiac river.	25,000
Hatchery brook.	25,000
	<hr/>
Total.	2,050,000

ST. JOHN RIVER HATCHERY.

	Salmon.	Land-locked salmon.
St. John river, various points.	2,340,000	
Tobique river, between Plaster rock and Riley brook.	560,000	
Salmon river.	400,000	
Shogomoc river.	100,000	
Skiff lake.	100,000	
Maguadavic lakes.		200,000
	<hr/>	
Total (3,700,000).	3,500,000	200,000

SHEMOGUE HATCHERY.

	Lobsters.
Northumberland strait, and between Cape Spear and Cassies, Cape West.	132,000,000

SHIPPEGAN HATCHERY.

	Lobsters.
Bay Chaleur, Shippegan harbour, Northumberland strait.	145,000,000

PRINCE EDWARD ISLAND.

KELLY'S POND HATCHERY.

	Salmon.
Morell river.	315,000
Bakers river.	252,000
Winter river.	189,000
North river.	189,000

SESSIONAL PAPER No. 22

	Salmon.
Coleman river.	63,000
Indian river.	63,000
Dunk river.	63,000
Murray river.	63,000
Total.	1,197,000

CHARLOTTETOWN HATCHERY.

	Lobsters.
St. Peter's island, east reef.	7,000,000
Charlottetown harbour, inside.	3,500,000
Canoe cove.	14,000,000
Campbell reef.	7,000,000
Argyle shore.	14,000,000
Kippoch reef.	14,000,000
Point Prim.	7,000,000
Governor's island reef.	10,500,000
Holland cove.	7,000,000
St. Peter's island, west reef.	7,000,000
Block House bar.	3,500,000
Total.	94,500,000

GEORGETOWN HATCHERY.

	Lobsters.
Sturgeon bay.	10,000,000
Montague bay.	10,000,000
Cardigan bay.	15,000,000
Outside shore between Cape Bear and Souris.	81,000,000
Total.	116,000,000

QUEBEC.

TADOUSSAC HATCHERY.

	Salmon.
Long and Goleil lakes and Bergeronnes river.	1,000,000
St. Margaret river.	400,000
Jacques Cartier river.	200,000
Rivière à Mars.	100,000
Rivière St. Jean.	100,000
Little Saguenay river.	100,000
Malbaie river.	100,000
Total.	2,000,000

LAC TREMBLANT HATCHERY.

	Speckle Trout.	Salmon.	Salmon Trout.
Lac Tremblant.		100,000	300,000
Lac Superior.	10,000		
Lac Brochet			30,000
Lac Cornu			50,000
Lac Des Iles.			30,000

3 GEORGE V., A. 1913

	Speckled Trout.	Salmon.	Salmon Trout.
Lac Bisette.....			50,000
Lac des Sables.....			50,000
Lac Trois Montagnes.....			50,000
Lac Lanot and Henry.....			30,000
Lac Bebite.....		15,000	150,000
Lac du Nord.....			50,000
Lac Croche.....			50,000
Lac Manitou.....	10,000		
Private lake, Labelle Co.....	8,000		
Grand, Noir and Castor lakes.....	10,000		
Lake In Laurentian Mts.....	10,000		
La Truite lake.....			50,000
Lake Masson.....		50,000	50,000
Total.....(1,153,000).....	48,000	165,000	940,000

ST. ALEXIS HATCHERY.

	Speckled Trout.	Atlantic Salmon.	Rainbow Trout.	Grey Trout.
Lambert lake.....	50,000			
Chain of Three Lakes.....	40,000	25,000		
Carolus lake.....	45,000		10,000	
Castor lake.....	50,000			
Red Trout lake.....	45,000			
Bellemare lake.....	20,000			
Perthuis lakes.....	30,000	20,000		
Shawinigan Waters.....	55,000			15,000
Mastigouche river.....	126,000			24,000
Lac La Pêche.....	20,000	20,000	20,000	
Lac à Paillé.....	19,000			
Wapizagonke lake.....		15,000		
Ferron lake.....		20,000	20,000	
Eau Claire lake.....				10,000
Bilodeau lake.....				1,000
Total.....(700,000).....	500,000	100,000	50,000	50,000

LAKE LESTER HATCHERY.

Yearlings.

	Grey Trout.	Atlantic Salmon.
Lssawappi lake.....	7,000	5,000

Fingerlings.

	Grey Trout.	Atlantic Salmon.	Salmon Trout.
Breeches lake.....	10,000		
Magog lake.....	60,000	61,000	75,000
Massawappi lake.....	50,000	50,000	55,000
Orford lake.....	10,000	6,000	
Megantic lake.....	10,000	4,000	10,000
Brome lake.....	10,000	4,000	10,000
Total.....	150,000	125,000	150,000

Fry.

	Grey Trout.	Salmon Trout.
Megantic lake	100,000	120,000
Massawippi lake	30,000	30,000
	130,000	150,000
Total Grey trout	287,000	
“ Atlantic salmon	130,000	
“ Salmon trout	300,000	
	717,000	
“ Yearlings	12,000	
“ Fingerlings	425,000	
“ Fry	280,000	
	717,000	

GASPE HATCHERY.

	Salmon.
Dartmouth river	652,000
York river	686,000
St. John river	686,000
Total	2,025,000

MAGOG HATCHERY.

	Salmon Trout.	Atlantic Salmon	Gray Trout.	Speckled Trout
Trois Saumons lake ..	25,000			
Otter Pond	12,000			4,000
Barbue lake	25,000			
Joseph lake	25,000			
Raquette lake	16,000	5,000		
Poulin lake	25,000			
Memphremagog lake.	350,000	25,000	225,000	
Brome lake	50,000	5,000		
Massawippi lake	50,000	5,000		
Smooth pond	45,000	5,000		
Key pond	45,000	5,000		
Scaswannipus lake.	45,000			
Orford lake	25,000	5,000		
Lake Lester hatchery	50,000	25,000		
Bécancour River	25,000			
Tomfobia river		20,000		
Public brook				3,000
Cliff lake				5,000
Dory brook				3,000
Recapitulations	813,000	100,000	225,000	15,000
Total	1,153,000			

PORT DANIEL HATCHERY.

	Lobsters.
Bay Chaleur, between Port Daniel and St. Godfroy ..	50,000,000

HOUSE HARBOUR HATCHERY.

	Lobsters.
Magdalen islands, lagoons and coastal waters ..	45,000,000

ONTARIO.

NEWCASTLE HATCHERY.

	Salmon Trout Yearlings.	Salmon Trout Fry.	Speckled Trout.	Black Bass Fingerlings and Parent fish.
Lake Couchiching	500			
Lake Simcoe	500			
Lake Charlston	500			
Rideau lakes	500			
Bay of Quinté	500			
Sunfish lake	500			
Indian and Dog Lakes	300	25,000		
Lake Ontario, Hamilton		100,000		
“ Toronto		100,000		
“ Whitby		100,000		
“ Cobourg		200,000		
“ Kingston		100,000		
“ Consecon		100,000		
“ Bowmanville		150,000		
“ Newcastle		200,000		
“ Picton		100,000		
Lake Simcoe		75,000		
Lake Couchiching		75,000		
Charlston lake		75,000		
Rideau lakes		75,000		
Sunfish lake		20,000		
Cawstoga river				150
Maitland river				200
Aux Sables River at Ailsa Craig				150
Lower Mill Pond Castleton (Parent Fish).				16
Spring Creek, Desboro Village			12,500	
Spring Creek, West Zorra			12,500	
Shantz Creek			12,000	
Ragland Stream			8,000	
Total	3,300	1,495,000	45,000	516
				1,543,816

SANDWICH HATCHERY.

	Whitefish.
<i>Detroit river</i> :—	
Fighting island	5,000,000
Bay below Fighting island	4,000,000
Turkey island	6,000,000
Stoney island	5,000,000
Bois Blanc island	10,000,000
Lake below Bois Blanc island	5,000,000
In river at hatchery	20,500,000
<i>Lake Erie</i> :—	
Pigeon bay	3,000,000
Colchester	3,000,000
Kingsville	1,000,000

SESSIONAL PAPER No. 22

	Whitefish.
Ban point.	2,000,000
Leamington.	1,000,000
Rondeau.	1,000,000
Port Stanley.	1,000,000
<i>Lake Ontario:—</i>	
Hamilton.	1,000,000
Toronto.	1,000,000
Niagara.	1,000,000
Belleville, Bay of Quinte.	1,500,000
Peach island, Lake St. Clair.	5,000,000
	<hr/>
Total.	77,000,000

WILMINGTON HATCHERY.

	Whitefish.	Pickarel.
	Salmon Trout.	Speckled Trout.
<i>Lake Huron:—</i>		
Kincardine	200,000	
Southampton	200,000	
Tobermory.	500,000	
Rattle Snake	500,000	
South Bay.	500,000	
Providence Bay.	500,000	
Duck Island and Meldrum Bay.	600,000	
<i>Georgian Bay:—</i>		
Killarney.	500,000	
Jackson Shoal	500,000	
Surprise Shoal.	500,000	
Cape Croker.	500,000	
Little Port Elgin.	500,000	
Hay Island	1,000,000	
White Cloude Island	1,000,000	
Griffth Island	1,000,000	
Gravelly Point.	1,000,000	
Meaford	500,000	
Cape Rich.	500,000	
Squaw Point.	500,000	
Vails Shoal.	500,000	
Camerons Point	450,000	
Pruders Landing.	200,000	
Beatty Saugeen River.	50,000	8,000
Spring Creek.		8,500
Philipsburg Spring Creek		5,000
Amos Weber's Pond.		8,000
Running Stream.		5,000
Camp Creek.		5,000
Big Head and Sydenham Rivers		10,000
	<hr/>	<hr/>
Total (12,249,500).	12,200,000	49,500

SARNIA HATCHERY.

	Whitefish.	Pickarel.
Lake Huron, between lightship and Kettle point.	57,000,000	
Point Edward and Sarnia spawning grounds.		56,450,000
Aux Sables river, Ailsa Craig.		50,000
	<hr/>	<hr/>
Total (113,500,000).	57,000,000	56,500,000

QUINTE POND.

	Black Bass. Parent Finger- Bass. lings.
Crow lake.	21
Bark lake.	300
Rideau lake.	300
Mink lake.	250
Bass lake.	250
Stoco lake.	200
Bartlett lake.	250
South lake.	300
Fox lake.	300
Baptiste lake.	800
Sunday lake.	275
Foster lake.	300
Opinicon lake.	300
Sand lake.	300
Golden lake.	300
Yamaska river.	125
Total.	21 4,500

MANITOBA.

SELKIRK HATCHERY.

	Whitefish.
Lake Winnipeg, Red river.	50,000,000

BERENS RIVER HATCHERY.

Lake Winnipeg, Berens river.	70,000,000
--------------------------------------	------------

WINNIPEGOSIS HATCHERY.

	Eyed eggs.
Lake Winnipegosis, Snake island neighbourhood.	3,200,000

BRITISH COLUMBIA.

FRASER RIVER, HATCHERY.

	Cohoe.
Fraser river & Morris creek.	3,626,000

LAKELSE LAKE, SKEENA RIVER, HATCHERY.

	Sockeye.
Lakelse river, Coldwater river.	4,191,470

GRANITE CREEK HATCHERY.

	Sockeye.	Cohoe.
Shuswap lake.	2,027,000	19,300

Speckled Trout. Atlantic Salmon. Cut Throat Trout.

Violin lake, Slocan & Johnson Creek	25,000		
White lake, She-whap-muh Peninsula		10,000	
Granite creek (Source)		10,000	
Edith lake, Kamloops		5,000	
Kootenay lake, West Arm		10,000	
Le Bois lake, Kamloops		10,000	
Land Locked lake, near Kamloops		10,000	
Nelson			100,000
Slocan lake			50,000
McLeod lake, Kamloops			5,000
Kootenay lake, West Arm			125,000
Campbell lake, near Kamloops			10,000
Lake South from Kamloops			10,000
Stump lake, near Kamloops			10,000
Deep creek Valley lake			10,000
	25,000	55,000	320,000

Kamloops Trout released near Proctor 30,000
 Total 2,476,300

HARRISON LAKE HATCHERY.

	Sockeye.	Spring.	Coho.
Morris creek, Harrison lake	6,475,000	1,900,000	190,000
Total			8,565,000

PEMBERTON HATCHERY.

Birkenhead river	6,750,000		750,000
Total			7,500,000

RIVERS INLET HATCHERY.

Oweekayno lake and creek	10,436,000		
Quap creek	1,000,000		
Total	11,436,000		

BABINE HATCHERY.

Salmon river, Babine lake	8,365,000		
-------------------------------------	-----------	--	--

STUART LAKE HATCHERY.

Stuart lake	6,935,000		
-----------------------	-----------	--	--

COWICHAN LAKE HATCHERY.

	Spring Salmon.	Cohoos.	Speckled Trout.	Atlantic Salmon.	Cut Throat Trout.	Steelhead Trout.
Cowichan river	425,000	500,000		5,000	100,000	145,200
Cold Water creek		1,600,000				
Beaver creek		1,000,000	12,000	12,000	100,000	
Beadnell creek		550,000				
Spring creek		400,000	2,500		25,000	
Green creek		300,000	10,000		50,000	
Seeton creek			20,000		100,000	
Robinson river			20,000	8,000	40,000	
Hatchery creek			7,000	15,000	20,000	
Grant's creek			500			
Mead's creek				35,000		
Foster creek				18,000	5,000	
March creek				5,000		
	425,000	4,350,000	72,000	98,000	440,000	145,200
Total					5,530,200	

ANDERSON LAKE HATCHERY.

	Cohoe.	Sockeye.	Dog Salmon.
Ternan creek and Anderson lake	200,000	1,448,000	40,000

KENNEDY LAKE HATCHERY.

	Sockeye.
Kennedy Lake	6,414,000

NIMPKISH HATCHERY.

Operated by B. C. Packer's Association.

Kennedy lake	6,414,000
------------------------	-----------

I have the honour to be, sir,
Your obedient servant,

J. A. RODD.

APPENDIX No. 20.

THE OUTSIDE STAFF OF THE FISHERIES BRANCH.

LIST OF INSPECTORS OF FISHERIES IN THE DIFFERENT PROVINCES OF THE DOMINION, 1912.

Name.	P.O. Address.	Extent of Jurisdiction.
McLeod, A. G.	South Gut, St. Ann's, N.S.	District No. 1.—Cape Breton island.
Hockin, Robt.	Pictou, N.S.	District No. 2.—Cumberland, Colchester, Pictou, Antigonish, Guysboro', Halifax and Hants counties.
Fisher, Ward	Shelburne, N.S.	District No. 3.—Lunenburg, Queens, Shelburne, Yarmouth, Digby, Annapolis and Kings counties.
Calder, John F.	Campobello, N.B.	District No. 1.—The counties of Charlotte and St. John.
Chapman, Robt. A.	Moncton, N.B.	District No. 2.—Restigouche, Gloucester, Northumberland, Kent, Westmorland and Albert counties.
Harrison, H. E.	Fredericton, N.B.	District No. 3.—Kings, Queens, Sunbury, York, Carleton and Victoria counties.
Matheson, J. A.	Charlottetown.	Prince Edward Island.
Wakeham, Wm., M.D.	Gaspé Basin, Que.	Lower St. Lawrence river and gulf.
Bernard, C. A.	St. Césaire.	Eastern Townships.
Riendeau, Jos.	Longueuil, Que.	The counties of the province of Quebec bordering on the St. Lawrence from Huntingdon to Three Rivers.
Foster, T. J.	Sault Ste. Marie, Ont.	The districts of Rainy River, Thunder Bay, Algoma, Nipissing, Parry Sound, Muskoka, and the counties of Simcoe, Grey and the Georgian bay side of Bruce county to Cape Hurd, including the waters of and around Manitoulin island and islands in its vicinity, as well as the waters of Georgian bay, North channel, and the Canadian waters of Lake Superior.
Sheppard, O. B.	Toronto, Ont.	That portion of the county of Bruce bordering on Lake Huron from Cape Hurd south, and the waters within the said county, as well as the counties of Huron, Lambton, Essex, Kent, Elgin, Norfolk, Haldimand, Welland, Middlesex, Oxford, Perth, Brant, Waterloo, Wellington and Dufferin, and the Canadian waters of Lakes Huron, St. Clair and Erie and connecting waters and Niagara river down to Niagara falls.
Hurst, J. S.	Belleville, Ont.	The remainder of the province of Ontario, embracing the Canadian waters of Niagara river from Niagara falls, as well as the Canadian portion of Lake Ontario and the St. Lawrence river, and the Ontario half of the Ottawa River up to, and including, the portion thereof in the county of Renfrew, as well as the whole of Lake Simcoe.
Howell, Capt. J. A.	Selkirk, Man.	Province of Manitoba and the district of Keewatin.
Miller, E. W.	Fort Qu'Appelle.	Province of Saskatchewan. Chief Inspector.
MacDonald, G.C.	Prince Albert, Sask.	Province of Saskatchewan. Chief Inspector.
Wilson, Justus.	Noyes Crossing, Alta	Northern Alberta.
McKay, Horace T.	Dawson City.	Yukon District.
Cunningham, F. H.	New Westminster.	Province of British Columbia No. 1, southern district.
Williams, J. T.	Port Essington.	(and Chief Inspector for the Province) No. 2, northern district.
Taylor, E. G.	Nanaimo.	" " No. 3, Vancouver island.

OTHER DEPARTMENTAL OFFICERS.

Migneault, R. M. S. Yamaska, Que. Inspector of fishways.

LIST OF FISHERY OFFICERS IN THE DOMINION OF CANADA,
1912.

NOVA SCOTIA.

Annapolis County.

Name of Officer.	P.O. Address.	Extent of Jurisdiction.
Bailey, Wm. M.....	Middleton.....	Annapolis County.

Antigonish County.

McAdam, Alexander....	Malignant Cove....	Antigonish County.
-----------------------	--------------------	--------------------

Cape Breton County.

King, H. A.....	Little Bras d'Or.	Cape Breton county.
Gillis, D. M.....	Louisburg.....	" "
McCuish, John.....	Scatarie	" "
McDonald, Joseph.....	Little Lorraine	" "
McDonald, Allan.....	Gabarouse Lake	" "
McLean, Murdock.....	Leiches Creek.....	" "
McDonald, Angus	Port Morien.....	" "
Sullivan, Timothy.....	Little Bras d'Or.....	" "

Colchester County.

Marsh, Lowell.....	Central Economy....	Colchester county.
Langille, B.S.....	Tatamagouche.....	"
McCleave, J. H.....	Lower Stewiacke ...	"

Cumberland County.

Angevine, Frank.....	Middleboro.....	Cumberland county.
Brownell, Ferguson.....	Northport.....	"
Ward, J. Morton.....	Advocate Harbour..	"
Kirwin, Frank	Wallace	"
Smith, R.S	Pugwash.....	"
Thompson, Gay.....	Oxford... ..	"

Digby County.

Torrie, G.E.....	Digby.....	Municipality of Digby, Digby county.
Aymar, Wm.....	Meteghan	Municipality of Clare, "

Guysboro County.

Dillon, John A.....	Guysboro.....	Guysboro County.
Cooper, R. V.....	Wine Harbour.....	"

Halifax County.

Gaston, Robt.....	Tangier.....	Halifax county.
Kennedy, Wm.....	North Shore.....	"
Rowlings, George.....	Musquodoboit Har..	"

SESSIONAL PAPER No. 22

List of Fishery officers in the Dominion of Canada--*Continued.*

NOVA SCOTIA *Continued.*

Hants County.

Name of Officer.	P. O. Address.	Extent of Jurisdiction.
Cochrane-James,.....	St. Croix,.....	Hants county.
McDonald, Chas.....	Shub-nacadie,.....	"

Inverness County.

Aucoin, C. W.....	Eastern Harbour, ..	From Big Pond lobster factory north, including Cueti-camp, Eastern Harbour, Little River, Pleasant Bay and Pollets Cove.
Cody, M. J.....	S.W. Margaree,	Inverness coast from Broad Cove Chapel to Delany's Cove, also East lake Ainslie and streams, Loch Ban, S. W. Margaree river and tributaries, and Margaree river from forks of Margaree harbour.
Ross, Jas. J.....	N. E. Margaree,	Coast of Inverness Co., from Delany's Cove northward, including Big Pond, Eastern Hr., &c., also N. E. Margaree river from Margaree forks to source, and all other streams to Victoria Co. line.
McLellan, D. N.....	Dunvegan.....	Inverness county.
McIntosh, Geo. P.....	Pleasant Bay,.....	Coast of Inverness Co. extending from Pleasant Bay to Meat Cove (inclusive).
McLennan, Jno. B.....	Kingsville.....	Inverness Co.
McDonald, A. J.....	Seaside, Port Hood, W.	division coast south of Mabou Hr., including S. W. Mabou river, Port Hood, Judique, Long Pt., Pt. Hastings and Hawkesbury, to N. W. arm River Inhabitants in interior; and north side Victoria Co., from J. S. McKinnon's to Whycoomagh bay; and through Glencoe and S. W. ridge of Mabou to Mabou bridge.

Kings County.

Chute, Capt. Edward....	Canada Creek,.....	Kings county.
Reid, Reuben F.....	Wolfville,.....	"
Rathbone, C. F. A.....	Hortonville,.....	"

Lunenburg County.

Hebb, L. J.	Lunenburg.....	Lunenburg county.
Evans, Austin.....	Chester,.....	"

Pictou County.

Sutherland, Robert	River John.....	Western division Pictou Co., comprising coast water from Colchester Co. line to Cole's reef, Pictou Hr. and streams flowing into it, viz., River John and tributaries, Toney river, and Big and Little Cariboo rivers.
Germain, Wm.	Rudway,.....	Pictou county.
McDonald, D. L.....	Bailey's Brook,.....	Pictou county.
Pritchard, A. O.....	New Glasgow,.....	Pictou harbor, Pictou island, East, West and Middle rivers, Pictou Co.

List of Fishery Officers in the Dominion of Canada—*Continued.*NOVA SCOTIA *Concluded.**Queens County.*

Name of Officer.	P. O. Address.	Extent of Jurisdiction.
Fraser, W. E.	Liverpool	Queens county.
Young, Chas.	Mill Village	"

Richmond County.

Sampson, Anthony	Lower L'Ardoise	That portion of sea coast, lakes and inland waters lying east of St. Peter canal.
Boudrot, Capt. Sylvester	Petit de Grat	Coast and inland waters of Isle Madame, including southerly half of waters of Lennox passage.
Thibeau, P. J.	Thibeauville	Richmond county.

Shelburne County.

Smith, E. D.	Shag Harbour	From and including Clyde river to Yarmouth Co. line.
Walls, George	Shelburne	Shelburne County.

Victoria County.

Campbell, Jno. M.	Care Marine Agent at Halifax	St. Paul's island.
McAnuly, Allan	Big Ba'deck	Victoria county.
Duggan, A. E.	Dingwall	Cape North, Bay St. Lawrence to county line at Meat Cove.
Montgomery, D. P.	Neils Harbour	Neils Harbour, including Green Cove and New Haven.
Morrison, Alex.	Wreck Cove	Englishtown north to Smoky cape at South Ingonish.
McDonald, Murdo.	Big Bras d'Or	Big Bras d'Or north to Englishtown.
Donovan, J. T.	Ingonish	North and South Ingonish, including Ingonish island.
McRae, Charles	Brook, Middle River	Victoria island.

Yarmouth County.

D'Entremont, J. G.	Middle W. Pubnico	Yarmouth county.
--------------------	-------------------	------------------

NEW BRUNSWICK.

Albert County.

Conner, N. D.	Alma	Albert county.
---------------	------	----------------

Charlotte County.

Worrell, Robert	St. Andrews	Waters in vicinity of St. Andrews, extending from Owen head to Oak bay.
Fraser, W. A.	Woodward's Cove, Grand Manan	Island of Grand Manan, and waters surrounding the same.
Brown, Burden	Wilson's Beach	Campobello, and the West isles, Charlotte Co.
Todd, Frank	St. Stephen	Charlotte county.
Murche, Frank	St. Stephen	Charlotte county.
Lord, C. H.	Lord's Cove, Deer Isl.	West isles.
Justason, E. C.	Penfield	Charlotte county.
McNichol, Elgin	Letete	

SESSIONAL PAPER No. 22

LIST of Fishery Officers in the Dominion of Canada—*Continued.*

NEW BRUNSWICK—*Continued.*

Gloucester County.

Name of Officer.	P. O. Address.	Extent of Jurisdiction.
Canty, Thomas	Bathurst	Gloucester county.
Doucet, Jas. P.	Eln Tree	"
Arseneau, Edmond	Inkerman	"
Sewell, Edmund	Pokenouche	"

Kent County.

Hannah, Wm. F.	Richibucto	Kent county.
Allain, P. A.	Buctouche	Coast line and inland waters of the parishes of Wellington and St. Marie.

Madawaska County.

Gagnon, L. A.	Edmundston	Madawaska County.
---------------	------------	-------------------

Northumberland County.

Abbott, Lemuel	Chatham	Both shores of Miramichi river from Point au Quart on south and Oak point on north to junction of N.W. and S.W. Miramichi rivers, with all islands therein and tributary streams.
McDonald, Ronald	Bayside	Northumberland county.
Williston, Wathan	Bay du Vin	"

Queens County.

Holmes, Wm.	Gagetown	Queens county.
Worden, A. C.	Cody's	"

Restigouche County.

Hamilton, Wm. C.	Black Lands	Baie des Chaleurs, and tributaries, from Belledune to Dalhousie.
Ferguson, Ebenezer	Point La Nim	Restigouche river and its tributaries in the counties of Restigouche and Victoria.
Mowat, Max.	Campbellton	Restigouche county.

Sunbury County.

Babitt, Fred	Swan Creek	St. John River from Indiantown, Sunbury county, to the county line of York.
--------------	------------	---

St. John County.

Brittain, B. B.	55 Middle street, St. John West	St. John county.
-----------------	---------------------------------	------------------

Victoria County.

LeClair, Joseph	Grand Falls	Victoria county.
-----------------	-------------	------------------

LIST of Fishery Officers in the Dominion of Canada—*Continued.*NEW BRUNSWICK—*Concluded.**Westmorland County.*

Name of Officer.	P. O. Address.	Extent of Jurisdiction.
Vienneau, Siffroid	Dupuis Corner	Coastal and inland waters of parish of Shediac, and portion of Botsford parish, north of Big Shemogue Hr., and road from same to near Bristol corners, past Bristol corners and Lowthers, to parish of Sackville, with jurisdiction in parishes of Moncton and Salisbury.
Melanson, Siméon	Pré-d'en-haut	Parish of Dorchester, including Petitcodiac river.
Prescott, Robert	Baie-Verte	Part of Botsford parish, county of Westmorland.
Prescott, Joseph	"	Parishes of Westmorland and Sackville.

York County.

McKay, James D.	Fredericton	York county.
-------------------------	-----------------------	--------------

PRINCE EDWARD ISLAND.

Kings County.

Keays, John	Souris	Kings county.
-----------------------	------------------	---------------

Prince County.

Davison, John	Bedeque	Prince county.
Gallant, Meddie	Bloomfield	"

Queens County.

McAulay, A. C.	Tracadie Cross	Queens county.
------------------------	--------------------------	----------------

PROVINCE OF QUEBEC.

Gaspé County.

Kennedy, Frederick	Douglastown	That portion of the province south of the St. Lawrence, to and including county of Bellechasse, but specially the counties of Bonaventure and Gaspé.
------------------------------	-----------------------	--

Magdalen Islands.

Chiasson, Placide	House Harbour	Magdalen islands.
Chevrier, J. A.	Amherst	That part of Magdalen islands comprising Entry, Amherst and Grindstone islands, also Harbour Basque lagoons.

SESSIONAL PAPER No. 22

LIST of Fishery Officers in the Dominion of Canada—*Continued.*

PROVINCE OF QUEBEC—*Concluded.*

Saguenay County.

Name of Officer.	P. O. Address.	Extent of Jurisdiction.
Blais, Alex.....	(Winter Address), Levis. (Summer address), Long Pt. Bradore, <i>via</i> New- foundland	From Blanc Sablon to Shikatika, (Bonne-Esperance district).
Comeau, Nap. A.....	Godbout	From Jambons to Tadousac (Godbout district).
Cormier, Achille	(Winter address), Esquimaux Point. (Summer) Romaine <i>via</i> Natashquan.	From Cape Whittle to Natashquan Point, (Romaine district).
Joncas, Richard	Natashquan.....	From Natashquan to Ste. Geneviève (Natashquan district).
LeBlanc, Eusébe.....	Esquimaux Point...	From Ste. Geneviève to Pigon (Mingan district).
Evans, Thos.....	St. Augustin.....	From Shikatika to Cape Whittle (St. Augustin district).
Levesque, Elzear. . . .	Seven Islands.....	Ste. Marguerite, Seven isles, Moisie and Pigeon.

MANITOBA.

White, C. L.....	Winnipegosis.....	Manitoba.
Stevenson, E. H.....	The Pas	Keewatin district.
Daly, Daniel S.	Selkirk.....	Manitoba.

SASKATCHEWAN.

Thom, A. K.....	Wadena.....	Wadena district.
Silverthorn, J. W.....	Lumsden.....	District of Longlake, Qu'Appelle river, bounded on south by base line Tp. No. 16, on north by Tp. No. 30, on east by east side of Range 19, and on west by west side of Range 27, all west of 2nd meridian.
Lambert, Mathias.....	Cold Lake.....	Cold and Primrose lakes and vicinity.
Fitzgerald, Ira.....	Meota.....	Jackfish lake district.

LIST of Fishery Officers in the Dominion of Canada—*Concluded.*

ALBERTA.

Name of Officer.	P. O. Address.	Extent of Jurisdiction.
Hoad, Nelson J.	Calgary	Southern, Alberta.
Wood, Ingram	Wetaskiwin	Pigeon lake, etc.
Potts, R. H.	Sawridge	Lesser Slave lake and vicinity.

BRITISH COLUMBIA.

Galbraith, W. M.	14 Ridge Road, Victoria.	Cowichan river district.
McLeod, John	Nelson	Kootenay district.
Saugstad, Gunner	Rivers Inlet	Rivers inlet district.
Norrie, Stewart	Prince Rupert	Prince Rupert district.
Adamson, W. T.	Naas	Naas river district.
Widsten, John	Bella Coola	Bella Coola and Kinsquit districts.
Harrison, Chas.	Masset	Queen Charlotte islands.
Roberts, Benjamin	Vernon	Yale district.
Shotton, Horatio	Kamloops	Kamloops district.
Champion, L. F.	150 Mile House	Lillooet district, north of Clinton, Caribou and Cassiar (Inland).

LIST OF OFFICERS IN CHARGE OF GOVERNMENT FISH HATCHERIES, ETC., 1912.

Name.	P. O. Address.	Province.	Rank.
Walker, John	Ottawa	Ontario	Officer in charge Government Hatchery.
McLeod, A. W.	Newcastle	"	"
Parker, Wm.	Sandwich	"	"
Eldridge, W. J.	Wiarton	"	"
Laschinger, A. G.	Sarnia	"	"
McNab, A. J.	Port Arthur	"	"
Willisroft, E. J.	Southampton	"	"
Deseve, A. L.	Magog	Quebec	"
Catellier, J. N.	Tadoussac	"	"
Lindsay, R. C.	Gaspé Basin	"	"
Elliott, Joseph	St-Alexis des Monts.	"	"
Langlois, Edward	Mont Tremblant	"	"
Belknap, W. G.	Baldwin Mills	"	"
Mowat, Alexander	Campbellton	New Brunswick	"
McCluskey, F. J.	Grand Falls	"	"
Sheasgreen, Isaac	South Esk	"	"
Brittain, B. B.	St. John West	"	"
Ogden, Alfred	Bedford Basin	Nova Scotia	"
McDermid, Donald	N. E. Margaree	"	"
Burgess, Frank	Windsor	"	"
Holroyd, A. W.	Winsloe Station	P.E. Island	"
Paulson, C. P.	Selkirk	Manitoba	"
Grenon, Jos. O.	Winnipegosis	"	"
Johnston, J. B.	Victoria	Brit. Columbia	"
Mitchell, D. S.	Kualt	"	"
Graham, T. W.	Lillooet	"	"
Robertson, Alex.	Harrison Springs	"	"
Pretty, A. W.	Rivers Inlet	"	"
Gibbs, H. L.	Hazelton	"	"
Crawford, H. C.	"	"	"
Castley, J. H.	Duncans	"	"
Martin, J. E.	Clayoquot	"	"
Bothwell, David	Uchucklesit	"	"
Kemp, Ernest	Charlottetown	P.E. Island	Dominion Oyster Expert.

SESSIONAL PAPER No. 22

LIST of Officers in Charge of Fisheries Patrol Boats, 1912.


Name.	Boat.
David Stewart	<i>Davies.</i>
Joseph Foster.....	Patrol Boat No. 1.
Silas Mitchell.....	Patrol Boat No. 2.
C. A. Goodwin	<i>Hudson.</i>
Guardian D. N. Forbes.....	<i>Richmond.</i>
W. S. Arseneault	<i>Tanner.</i>
Inspector T. J. Foster.....	<i>Kathleen.</i>
Ralph Forrest.....	<i>Lady of the Lake.</i>
Wm. Dauphinee	<i>Elk.</i>
Guardian Jas. J. Wilson	<i>Platiron.</i>
Wm. Duncan.....	<i>Georgia.</i>
Thos. Hembrough.....	<i>Swan.</i>
Wm. C. Moore.....	<i>Semiakmo.</i>
Chas. Moore.....	<i>Restless.</i>
H. L. Landry.....	<i>Hawk.</i>
James Wilkinson.....	<i>Kayak.</i>
Overseer John Widsten.....	<i>Kingfisher.</i>
W. P. Flewin.....	<i>Linnet.</i>
Overseer Saugstad.....	<i>Merlin.</i>
A. O. Copp.....	<i>Falcon.</i>
F. C. Laird.....	<i>Alcedo.</i>

The steamer "Princess", used in the Gulf of St. Lawrence, is under the command of Inspector Wakeham,



APPENDIX No. 21.

PHOTOGRAPHS





Haddock fishermen baiting their lines.



A large modern fishing schooner leaving Canso harbour for the "banks."







On the beach at Perce, Quebec: splitting codfish for drying.






Fish drying flakes; a stack of dried codfish in the foreground.





A fishing schooner in dock at Digby, Nova Scotia.





A fish drying scene at Digby, Nova Scotia.







Sunning dried fish on a wharf at Halifax, Nova Scotia.






Discharging fish, at St. Andrews, New Brunswick.





Net drying racks on the shore of Lake Superior.





Raising the net in a salmon trap, British Columbia.





A haul of British Columbia salmon.



SUPPLEMENT

TO THE

FORTY-FIFTH ANNUAL REPORT OF THE DEPARTMENT OF MARINE AND
FISHERIES FOR THE FISCAL YEAR 1912.


Steamboat Inspection Report

PRINTED BY ORDER OF PARLIAMENT.



OTTAWA

PRINTED BY C. H. PARMELEE, PRINTER TO THE KING'S MOST
EXCELLENT MAJESTY



CONTENTS.

	PAGE.
British Columbia Division—	
Steam vessels inspected, boilers and machinery.....	82 & 85
“ “ “ “ “ “ in Canada, but registered elsewhere.....	84
“ “ not inspected, boilers and machinery.....	87
“ “ added.....	87
“ “ lost.....	88
Chairman of Steamboat Inspection, Report of.....	1
British Columbia and Yukon Division—	
Steam vessels inspected, hull inspection.....	89
“ “ “ “ in Canada, but registered elsewhere, hull inspection.....	91
Eastern Ontario, Kingston Division—	
Steam vessels inspected, boilers and machinery.....	30
“ “ “ “ but registered elsewhere, boilers and machinery.....	33
“ “ not inspected, boilers and machinery.....	33
“ “ added.....	34
“ “ lost, etc., “ “.....	34
“ “ inspected, hull inspection.....	35
“ “ “ “ but registered elsewhere.....	37
“ “ not inspected, hull inspection.....	38
“ “ added.....	39
“ “ lost, etc., “ “.....	39
Engineers' certificates.....	107
Keewatin, Manitoba and North-West Territories Division—	
Steam vessels inspected, boilers and machinery.....	102
“ “ “ “ in Canada, but registered elsewhere, boilers and machinery.....	104
“ “ not inspected, boilers and machinery.....	105
“ “ added.....	106
“ “ lost, etc., “ “.....	106
Montreal, P.Q., Division—	
Steam vessels inspected, boilers and machinery.....	40 & 45
“ “ “ “ in Canada but registered elsewhere, boilers and machinery.....	43
“ “ not inspected, boilers and machinery.....	44
“ “ added.....	45
“ “ lost, etc., “ “.....	45
New Brunswick and Prince Edward Island Division—	
Steam vessels inspected, boilers and machinery.....	73
“ “ “ “ in Canada, but registered elsewhere, boilers and machinery.....	75
“ “ not inspected, boilers and machinery.....	76
“ “ added.....	77
“ “ lost, etc.....	77
“ “ inspected, hull inspection.....	78
“ “ “ “ in Canada but registered elsewhere, hull inspection.....	80
“ “ not inspected, hull inspection.....	80
“ “ added.....	81
“ “ lost, etc., “ “.....	81
Nova Scotia Division—	
Steam vessels inspected, boilers and machinery.....	63
“ “ “ “ but registered elsewhere, boilers and machinery.....	66
“ “ not inspected, boilers and machinery.....	67
“ “ added.....	68
“ “ lost.....	68
“ “ inspected, hull inspection.....	69
“ “ “ “ but registered elsewhere, hull inspection.....	71
“ “ “ “ “ “.....	72

INDEX.

	PAGE.
Quebec Division—	
Steam vessels inspected, boilers and machinery.....	53
“ “ “ but registered elsewhere, boilers and machinery.....	55
“ “ not inspected, boilers and machinery.....	55
“ “ added, “ “.....	56
“ “ lost, etc.....	56
 Quebec, Montreal and Sorel Division—	
Steam vessels inspected, hull inspection.....	57
“ “ “ in Canada but registered elsewhere, hull inspection.....	60
“ “ not inspected, hull inspection.....	60
“ “ added, “ “.....	61
“ “ lost, etc.....	62
 Sorel Division—	
Steam vessels inspected, boilers and machinery.....	47
“ “ not inspected, boilers and machinery.....	50
“ “ added, “ “.....	51
“ “ lost, etc.....	52
 Vancouver, British Columbia and Yukon Division—	
Steam vessels inspected, boilers and machinery.....	92
“ “ “ in Canada but registered elsewhere, boilers and machinery.....	94
“ “ not inspected, boilers and machinery.....	95
“ “ added, “ “.....	96
“ “ lost, etc.....	97
 Vancouver, British Columbia, Division—	
Steam vessels inspected, boilers and machinery.....	98
“ “ lost, etc.....	97
“ “ inspected in Canada but registered elsewhere, boilers and machinery.....	100
“ “ added, boilers and machinery.....	101
 Western Ontario, Collingwood Division—	
Steam vessels inspected, boilers and machinery.....	21
“ “ “ but registered elsewhere, boilers and machinery.....	23
“ “ not inspected, boilers and machinery.....	24
“ “ added, “ “.....	25
“ “ lost, etc.....	25
“ “ inspected, hull inspection.....	26
“ “ “ in Canada but registered elsewhere, hull inspection.....	28
“ “ not inspected, hull inspection.....	28
“ “ added, “ “.....	29
“ “ lost, etc.....	29
 Western Ontario, Toronto Division—	
Steam vessels inspected, boilers and machinery.....	6 & 11
“ “ “ in Canada but registered elsewhere, boilers and machinery.....	9 & 14
“ “ added, boilers and machinery.....	10, 16 & 20
“ “ not inspected.....	15
“ “ broken up and lost.....	16
“ “ hull inspection.....	17
“ “ “ registered elsewhere, hull inspection.....	19

OTTAWA, October 10, 1921.

To the Deputy Minister of Marine and Fisheries,
Ottawa.

SIR,—I have the honour to submit the annual report of the steamboat inspection service of the fiscal year ending March 31, 1912.

It contains the work of the service during the time stated, giving the names and numbers of steamboats inspected in the several divisions and their gross tonnage, with the amount of dues collected from steamers employed in the carriage of passengers between Canadian ports but registered elsewhere than in Canada, and the amount of fees received for engineers' examinations, with the names of the candidates and their grade of certificate, &c.

INSPECTION STAFF.

Owing to the increased work in this branch, it was found necessary during the past year to increase the inspection staff, Mr. G. M. Arnold being appointed steamboat inspector for the Toronto district, and Mr. J. M. Martin, receiving the position of clerical assistant and ships tackle inspector at St. John, N.B.

In the month of January of the fiscal year ending March 31, 1912, the department lost the services of hull inspector, Mr. C. Seeley, of Halifax, N.S., and of Mr. L. Arpin, steamboat inspector, Montreal, the former dying on January 29, and the latter resigning on the 31st. Arrangements have been made towards filling the positions vacated.

NUMBER of steam vessels reported as known by the inspectors of steamboats in the Dominion for the year March 31, 1912, also the number of steamers inspected but not registered in the Dominion for the same period.

Division.	Number of Dominion registered steamers.	Gross tonnage of Dominion registered steamers.	Number of steamers inspected but not registered in the Dominion.	Gross tonnage of steamers inspected but not registered in the Dominion.
Toronto.....	368	128,613	51	64,163
Collingwood.....	168	58,712	4	6,801
Kingston.....	186	43,350	21	8,143
Montreal.....	238	28,525	9	24,704
Sorel.....	112	48,349		
Quebec.....	114	25,813	5	5,446
Nova Scotia.....	182	40,820	20	34,636
New Brunswick and Prince Edward Island.....	174	46,154	7	14,209
Vancouver and Yukon.....	266	38,129	8	4,713
Victoria.....	137	63,100	28	35,310
Manitoba and Northwest Provinces.....	186	24,755	9	15,671
Total.....	2,131	546,320	162	213,796

NUMBER of the Dominion registered steamers inspected and their gross tonnage with amount of fees collected on account of steamboat inspection during the year ended March 31, 1912.

Division.	Number of Dominion registered steamers inspected.	Gross tonnage of Dominion registered steamers inspected.	Amount of fees collected on account of steamboat inspection.
			\$ cts.
Toronto.....	324	126,938	184 08
Collingwood.....	135	56,209
Kingston.....	173	42,709
Montreal.....	197	26,276	289 44
Sorel.....	100	44,893
Quebec.....	104	25,200	323 12
Nova Scotia.....	159	39,626	2,311 91
New Brunswick and Prince Edward Island.....	144	25,658
Vancouver and Yukon.....	239	36,501	91 36
Victoria.....	136	63,056	802 40
Manitoba and Northwest Provinces.....	122	22,063
Total.....	1,833	509,129	4,002 31

BOARD MEETINGS.

In order to meet the steady growth of the steamboat inspection work in the Toronto division, it was found necessary to appoint a new inspector.

A board meeting was held for this purpose at Toronto from March 18 to 23, to examine Mr. George Medland Arnold, for the position of steamboat inspector. This gentleman having successfully passed the examination, was appointed.

The shipping federation of Canada having requested that certain changes be made in the rules governing steamboat inspection, a board meeting was convened on January 30, in the office of the Chairman at Ottawa, and sat till February 1.

The first request to be considered was that discrimination at present existing against Canadian registered foreign trade cargo vessels be removed. The decision of the board was that the question was covered by Act of Parliament and that the board had no jurisdiction in the matter.

The second matter brought forward by the shipping federation was that provision be made for reciprocal inspection in so far as Canadian and British registered vessels are concerned. The board was of the opinion that to have such reciprocal inspection, it would be necessary to adopt the board of trade regulations, which led to a discussion as to the advisability or otherwise of subjecting marine boilers to an annual hydrostatic test of 50 per cent in excess of the working pressure. The board found that where boilers were large enough to be entered and efficiently examined, a hydrostatic test of fifteen pounds per square inch above the working pressure may be permitted at the annual inspection if considered by the inspector sufficient in the interests of safety. No decision was arrived at regarding the reciprocal inspection.

Whilst the board was sitting, the question was brought up of service required to permit of engineers receiving marine certificates. It was decided not to recommend any changes in the qualifications as at present required.

CASUALTIES.

The following are the casualties reported from the several divisions during the year ended March 31, 1912.

TORONTO DIVISION.

On June 24, 1911, a crank pin bolt of the SS. *Chicora* broke, this carried away the second bolt, the piston went through the bottom of the cylinder, the piston and top cover were also broken.

On August 21, 1911, the tug *C. C. Martin* foundered on Georgian bay near French river, the entire crew of eight were drowned, the tug had the schooner *Albatross* in tow, the crew of which escaped in her yawl boat.

On August 21, 1911, the tug *Winslow* was totally destroyed by fire at Mel-drum bay, Manitoulin island, the fire is supposed to have started in the coal bunkers.

COLLINGWOOD DIVISION.

On May 17, 1911, the SS. *Emperor*, of Midland, broke the main engine crank, shaft, bed plate and thrust bearing braces on Lake Huron, the steamer was loaded with coal and with the assistance of a tug continued the trip to Fort William, unloaded and returned to Collingwood for repairs. Cause of accident was defective material in centre of shaft.

On June 23, 1911, the SS. *Turret Chief*, of Newcastle, G.B., while under way upward bound on Lake Superior, had a tube in starboard boiler burst, casualties, one man killed and another badly scalded.

On November 17, 1911, the SS. *Turret Chief*, of Newcastle, G.B., upward bound on Lake Huron went ashore on Cove island, in a gale, was got off and repaired at Collingwood. No casualties.

On November 22, 1911, tug *Ahtek*, of Sault Ste. Marie, burnt and sank in the vicinity of Richards landing whilst proceeding from John island to Sault Ste. Marie. Cause of fire unknown. No casualties.

On November 25, 1911, the SS. *Maud, D.*, of Toronto, was burnt at the dock at Midland. Cause of fire unknown. No casualties.

On December 4, 1911, the SS. *Wanita*, of Toronto, was burnt at the dock, Burks Falls, total loss, cause of fire unknown. No casualties.

KINGSTON DIVISION.

April 20, 1911, SS. *Senator Derbyshire*, proceeding from Oswego to Brockville, broke main shaft at the thrust ring, new one fitted and the vessel proceeded.

May 2, 1911, SS. *Aletha*, of Kingston, when leaving Kingston for Picton, main stop valve broke, vessel drifted ashore opposite Kingston. No fatalities. Vessel was got off and repaired.

July 12, 1911, the SS. *Caspian*, of Kingston, bound up the Bay of Quinte went ashore above Northport, vessel was got off and repaired. No casualties.

August 6, 1911, the SS. *Rosalind C.*, of Toronto, destroyed by fire whilst lying at the wharf at Callander, Lake Nipissing. No person aboard at time. Cause of fire unknown.

MONTREAL DIVISION.

May 30, 1911, the SS. *Filgate*, of Montreal, while lying at the wharf at Valley-field was totally destroyed by fire. Cause of fire unknown. No casualties.

QUEBEC DIVISION.

May 31, 1911, the SS. *Quebec*, proceeding from Montreal to Quebec while turning in the Richelieu river at Sorel went ashore, causing the loss of her rudder. She was towed to Quebec and new rudder fitted.

June 28, 1911, the SS. *General Wolfe*, of Hull, G. B., foundered and became a total loss off Murray bay after being in collision with the SS. *Arranmore*.

July 22, 1911, SS. *Amethyst*, went ashore on Hutton Head, Newfoundland, total loss. No casualties.

August 20, 1911, tug *Chieftain III*, proceeding from Quebec to Montreal, was in collision with the SS. *Hero* and sank. Four of the crew were drowned.

September 15, 1911, SS. *Natashquan*, proceeding from Natashquan to Quebec propeller shaft broke losing propeller. The vessel was towed to Quebec and a new shaft and propeller fitted.

NOVA SCOTIA DIVISION.

April 7, 1911, SS. *Harlow*, sunk in collision with ice, off St. Pauls island, returning from sealing trip. Vessel total loss. No casualties.

July 25, 1911, SS. *John Irwin*, foundered off Isaacs harbour, vessel total loss, twelve lives lost.

November 15, 1911, SS. *Electra*, ashore at Etang, total loss, no lives lost.

December 27, 1911, SS. *Kenwick*, sunk after collision with SS. *St. Pierre Miquelon* two miles west of Country Harbour. Vessel total loss. Three lives lost.

March 16, 1912, SS. *Bona Vista*, during heavy gale was driven ashore on Brier Island. Vessel total loss. No lives lost.

NEW BRUNSWICK AND PRINCE EDWARD ISLAND DIVISION.

August 20, 1911, tug, *Joseph*, while at work in St. John harbour fractured crank-shaft; new shaft fitted.

September 7, 1911, SS. *Sincennes*, whilst lying at the wharf at Coles island, caught fire, wood upper works totally destroyed. Cause of fire unknown. Two lives lost.

January 14, 1912, SS. *Hamton*, whilst laid up at the wharf, North End, sprang a leak and sank. The vessel was afterwards raised. It is presumed leakage was caused by ice.

On January 18, 1912, SS. *Majestic*, whilst laid up for the winter, caught fire between decks, a considerable amount of damage resulting. Cause of fire unknown. No lives lost.

MANITOBA AND NORTHWEST PROVINCES.

October 9, 1911, the tug *Gordon Gauthier*, proceeding from Blind river to Port Arthur, caught fire, and was totally destroyed. Cause of fire unknown.

BRITISH COLUMBIA AND YUKON DIVISION.

April 1, 1911, Dominion Government dredge *King Edward*, and stern wheel tug *Firefly*, in collision, when attempting to pass through the draw span of the North Arm bridge, Fraser river, suction pipe, and "A" frame of dredge lost. Aboard the *Firefly* the boiler shifted, breaking steam pipe. No casualties.

SESSIONAL PAPER No. 23

May 3, 1911, the SS. *Hazel Dollar*, proceeding from Everett, Wash., to Hankow, China, stranded on Possession point, Puget sound. Extensive damage done, vessel repaired and overhauled in Seattle. Resumed voyage August 3.

August 27, 1911, leaving Mororan, *Japan*, stranded on Pommoshiri shoal near Diakoku island. Vessel floated and finished voyage to Hankow, discharged and proceeded to Shanghai to dry dock, where extensive repairs were again made.

May 21, 1911, SS. *La France*, bound down the Yukon river, went aground on Twelve mile rock, Thirty mile river. During the following night took fire and burnt to water line. Total loss. No lives lost.

May 30, 1911, SS. *Amur*, proceeding from Victoria to Skagway struck a rock in Wrangel narrows, serious damage to starboard bilge and tank top. Temporary repairs were made at Wrangel, proceeded to Skagway and discharged. Returned to Victoria and laid up, owners not intending to repair.

July 9, 1911, the SS. *Belfast*, of Vancouver, burnt to the water line at False narrows, near Nanaimo, B.C., vessel laden with lime became a total loss, boiler and machinery salvaged, cause of fire supposed to be spontaneous combustion, No lives lost.

September 17, 1911, *T. S. Venture*, proceeding from Victoria to northern B.C. ports, struck heavily on a reef off Pender island, Johnston straits, proceeded on voyage and on return to Victoria was repaired and returned to service.

October 12, 1911, tug *Hopkins*, whilst attending fish traps off Sooke, Vancouver island, struck a rock, in fog off Simpson point and remained. came off at flow of tide, returned to Victoria, was repaired and returned to service.

October 14, 1911, SS. *Princess Beatrice*, proceeding from northern ports to Victoria, stranded on Noble island, Christy passage, and remained. Was floated October 17, and towed to Esquimalt, extensive repairs made and returned to service.

October 22, 1911, tug *Noname*, during dense fog was in collision with SS. *Iroquois* of Seattle, U.S.A., off Sands head, Fraser river. Tug total loss. No lives lost.

November 14, 1911, tug *Chemainus*, lying at coal bunkers. Vancouver harbour caught fire. Was scuttled to save hull and machinery, afterwards raised and towed to Chemainus, where she was overhauled, returned to service March, 1912.

November 17, 1911, T.S. *Henriette*, proceeding from Ketchikna, Alaska, to Vancouver, struck a reef off Whitley point, Dundas island, proceeded to Victoria, was repaired and returned to service.

November 26, 1911, SS. *Tees*, proceeding to ports on west coast of Vancouver island, struck a rock at Koksuttle arm, Kyuquot sound, damaging propeller and twisting rudder stock, was towed back to Victoria, new propeller and tail shaft fitted, also new rudder and stock—returned to service.

January 19, 1912, tug *Storm King*, struck a rock on Joyce point, Lewis channel, and settled aft in thirty feet of water. The boiler shifted, fracturing main steam pipe. The vessel was afterwards re-floated and repaired. No casualties.

I am, sir,

Your obedient servant,

FRANK McDONNELL,
For Chairman Board of Steamboat Inspection.

STEAM vessels inspected for the year ended 31st March, 1912.

WESTERN ONTARIO, TORONTO DIVISION.

BOILERS AND MACHINERY.

Name of vessel.	Number of passengers allowed.	Date certificate expires.	Gross tons.	Class of vessel and where employed.
1912.				
Arabian.....		April 4	1,073	Ser. frt. lakes and rivers.
Iroquois.....		" 7	2,359	" pass. "
Leland.....		" 8	619	Dredge Midland, Govt. cruiser.
Vigilant.....		" 10	396	Twin ser., Govt. cruiser, Lake Erie.
Renvoyle.....		" 10	1,830	Ser. pass., lakes and rivers.
Newona.....		" 11	21,79	" frt., "
Haddington.....		" 14	1,603	" pass., "
Rosedale.....		" 15	1,507	" frt., "
T. P. Battle.....		" 15	54	" tug, "
Neepawah.....		" 15	1,799	" frt., "
John Russell.....		" 17	26	" tug, "
Garden City.....		" 18	637	Pdle., Lake Ontario.
United Lumberman.....		" 18	399	Ser., frt., Lake Ontario.
Ida, E.....		Not issued.	285	" " "
Simcoe.....		April 21	913	Twin Ser., Govt. supply, lakes and rivers
Dundurn.....		" 22	1,120	Ser., pass., Hamilton and Montreal.
Chief.....		" 25	269	Dredge Welland canal.
Brant.....		" 25	49	Ser., tug, " "
Wm. Davis.....		" 28	40	" " Bying inlet.
St. Lawrence.....		" 28	258	" " " "
Hiawatha.....		May 3	46	" yacht Toronto bay.
Cayuga.....		" 5	2,196	Twin Ser., Toronto and Lewiston.
Corona.....		" 4	1,274	P.lle., pass., " "
Chippawa.....		" 5	1,514	" " " "
Chicora.....		" 5	930	" " " "
Ongiara.....		" 5	98	Ser., pass., Niagara and Lewiston.
Charlie, M.....		" 10	50	" " Muskoka lakes.
Islander.....		" 11	165	" " " "
Kenozha.....		" 11	225	" " " "
Maid of the Mist.....		" 12	62	Ser. pass., Niagara river.
Turbinia.....		" 13	1,664	Triple ser., pass., Toronto and L. Ontario
T. J. Clark.....		" 15	75	Twin ser., pass., Ferry Toronto bay.
Jasmine.....		" 15	298	Pass., " " "
Luella.....		" 15	38	" " " "
John Hanlan.....		" 16	37	" " " "
Clark Bros.....		" 16	92	" " " "
May Flower.....		" 17	189	Pass., pdle., " "
Primrose.....		" 17	189	Pass., pdl., " "
Kathleen.....		" 18	110	Ser. pass., " "
Island Queen.....		" 18	129	" " " "
Blue Bell.....		" 18	752	Pdl., pass., " "
Trillium.....		" 18	673	" " " "
Conger Coal.....		" 20	672	Ser., frt., Lakes Ontario and Erie.
Kingston.....		" 23	2,925	Pdl., pass., " "
Toronto.....		" 23	2,779	" " " "
Argyle.....		" 23	700	" " " "
I. X. L.....		" 25	321	Dredge, Toronto bay.
Nellie Reid.....		" 25	56	Ser., tug, lake and Toronto bay.
Bobs.....		" 25	9	" yacht " "
Dredge No. 7.....		" 26	235	Dredge Hamilton bay.
National.....		" 30	18	Ser., tug., Toronto bay.
Nellie Bly.....		" 31	13	" " " "
Roy Mac.....		June 3	23	" " and Port Credit.
Medora.....		" 7	377	" pass., Muskoka lakes.
Nipissing.....		" 7	275	Pdl., " " "
Cherokee.....		" 7	328	Twin ser., pass., Muskoka lakes.
Sagamo.....		" 8	744	" " " "
Queen of the Isles.....		" 8	40	Ser., " " "
Ahanic.....		" 8	77	" " " "
Newminko.....		" 9	128	" " " "

SESSIONAL PAPER No. 23

STEAM vessels inspected for the year ended 31st March, 1912.

Name of vessel	Number of passengers allowed.	Date certificate expires.	Gross tons.	Class of vessel and where employed.
1912				
Onaganoh.....		June 9	19	Ser., supply Muskoks lakes.
Oriole.....		" 9	75	" pass., "
Constance.....		" 10	52	" supply "
Grace M.....		" 10	61	" tug., "
Nymoca.....		" 10	51	" supply "
City of Bala.....		" 10	74	" "
Nymph.....		" 10	84	" tug., "
Phoenix.....		Not issued..	29	" " Huntsville lakes.
Algonquin.....		" 12	305	" pass., "
Ramona.....		" 12	102	" "
Empress Victoria.....		Not issued..	106	" "
Iroquois.....		June 13	307	" " Lake of bays.
Mowhawk Belle.....		" 13	130	" "
Joe.....		" 13	57	" "
Equal Right.....		Not issued..	8	" supply "
Niska.....		Aug. 30	9	" pass., "
Theresa.....		June 14	26	" tug Burks falls.
Wanita.....		" 14	44	" pass "
Glenada.....		" 14	65	" tug., "
Armour.....		" 15	191	" pass., "
Gravenhurst.....		" 15	20	" tug., "
Dragon Rouge.....		" 17	231	Dredge Toronto bay.
Erl King.....		" 17	46	Ser., tug., "
G. Whiz.....		" 26	55	Twin ser., Sparrow lake.
Lake Field.....		" 27	33	Ser., pass., "
Glympse.....		" 27	9	" "
Olcott.....		" 28	337	" " Olcott and Toronto.
Islay.....		July 10	175	" " Lake Simcoe and Couchiching
Hiawatha.....		" 11	22	" "
Soncie.....		" 11	14	" "
Maggie May.....		" 13	46	" " Parry Sound and vicinity.
Dorothe.....		" 13	8	Ser., yacht, Parry Sound.
W. H. Price.....		" 13	13	" tug., "
Maud L.....		" 13	48	" " "
Geraldine.....		" 14	65	" " "
Lady of the Lake.....		" 14	47	" irt. " and Thornbury
Helero.....		" 14	8	" tug. "
Ella Ross.....		" 14	228	Pdl., pass., " Pt. au Baril.
Ophir.....		" 15	11	Ser., yacht, " and vicinity.
Morinus.....		" 15	10	" " "
Mineta.....		" 15	11	" " "
Ina.....		" 15	27	" tug. "
Pear.....		" 15	6	" yacht "
Secret.....		" 17	9	" " "
John Frase.....		" 17	6	" " "
Frank L.....		" 17	46	" Fishboat Georgian bay.
Minnie C.....		" 17	7	" yacht Moon river.
Maqnetawan.....		" 18	25	" tug. Bying inlet.
Julian V. O'Brien.....		" 21	59	" " " and bay.
Evelyn.....		" 22	85	" " French river and bay.
Maggie McLean.....		" 22	37	" " " Portage.
Primrose.....		" 24	23	" Fishboat Point au Baril and Georgian bay.
Elsie M.....		" 24	28	" " "
Harvey.....		" 27	7	" tug. Moon river.
Sea Gull.....		" 27	9	" " "
Roy.....		" 27	6	" yacht "
Meteor.....		Aug. 7	47	" tug. Welland canal.
Mary R.....		" 7	44	" " "
J. D. Schofield.....		" 8	51	" " "
Alert.....		" 8	47	" " "
Chatson.....		" 8	55	" " "
Escort.....		" 9	40	Ser., tug. Welland canal.
M. G. C. Co., No. 1.....		" 10	401	Drill, Montreal.
R. G. Weddell.....		" 11	45	Ser., tug. Toronto bay and lake.

STEAM vessels inspected for the year ended 31st March, 1912.

Name of vessel.	Number of passengers allowed.	Date certificate expires.	Gross tons.	Class of vessel and where employed.
1912.				
Lotus.....		Aug. 17.....	26	Ser., yacht, Muskoka lake.
Osso.....		" 17.....	24	" " " "
Ilderim.....		" 17.....	18	" " " "
Ina II.....		" 17.....	17	" " " "
Edith Ann.....		" 17.....	11	" " " "
Awahanna II.....		" 18.....	50	Ser., Supply, Muskoka lake.
Iona.....		" 18.....	21	Ser., yacht " "
Hepburn.....		" 18.....	15	" " " "
Helena.....		" 18.....	10	" " " "
Ellamary.....		" 18.....	42	" " " "
Phoebe.....		" 19.....	11	" " " "
Hiawatha.....		" 21.....	27	Ser., tug, " "
Shamrock II.....		" 21.....	10	" " " "
Nanawa.....		" 21.....	12	Ser., yacht, " "
Sky Pilot.....		" 21.....	5	" " " "
Pukwana.....		" 22.....	14	" " " "
Llano.....		" 22.....	14	" " " "
Willondoe II.....		" 22.....	25	" " " "
Wanda II.....		" 23.....	51	" " " "
Naiad.....		" 23.....	29	" " " "
Ina.....		" 23.....	14	" " " "
Ontario.....		" 23.....	11	Ser., tug, " "
Southwood.....		" 24.....	19	" " " "
Ada Alice.....		" 24.....	60	Ser., supply " "
Comet.....		" 24.....	20	Ser., tug, " "
Sharon.....		" 25.....	14	" " " "
Bertha May.....		" 25.....	20	" " " "
Swastika.....		" 25.....	9	Ser., yacht " "
Rosena.....		" 25.....	8	Ser., yacht, Muskoka lakes
Mildred.....		" 26.....	39	" " " "
Mink.....		" 26.....	56	" supply " "
Rosseau.....		" 27.....	53	" yacht " "
Gem.....		" 29.....	27	" pass., Huntsville & Port Sydney.
Herbert M.....		" 30.....	44	" tug Hollow lake.....
Glad Tidings.....		" 31.....	10	" supply, Severn lake & river.
Tranquillo.....		Sept. 9.....	39	" yacht, Toronto bay.
Electric.....		" 12.....	49	" " " "
Maxie.....		" 15.....	16	" tug, " "
Mohawk Queen.....		" 15.....	16	" " " "
Ray Stanton.....		" 18.....	34	" " " "
Elsie.....		Oct. 9.....	48	" frt., " "
Commodore Jarvis.....		" 13.....	287	" " " "
Idle Hour.....		" 12.....	20	" tug, " "
Lakeside.....		Not issued.	348	" " Lake Erie.
Ella M.....		Aug. 31.....	420	Dredge, Welland Canal.
Isobel.....		" 31.....	507	" " " "
Hector.....		" 31.....	66	Ser., tug, " "
Winner.....		" 31.....	48	" fishboat, Lake Erie.
Max L.....		Not issued.	45	" " " "
Norfolk.....		Aug. 31.....	32	" " " "
James Playfair.....		" 31.....	26	" " " "
May B.....		Not issued.	10	" " " "
Lula May.....		" ".....	34	" " " "
Governor Morton.....		Aug. 31.....	15	" " " "
Enterprise.....		" 31.....	18	" " " "
Geo. D. Morrison.....		" 31.....	23	" " " "
The Morgan.....		" 31.....	50	" " " "
Hattie Berry.....		" 31.....	42	" " " "
Arthur Mac.....		" 31.....	68	" " " "
Choctaw.....		" 31.....	53	" " " "
Gordon Brown.....		" 31.....	33	" " " "
Verda Belle.....		" 31.....	34	" " " "
Elgin E.....		" 31.....	66	" " " "
Glen Erien.....		" 31.....	43	" " " "
Gisco.....		" 31.....	42	" " " "

SESSIONAL PAPER No. 23

STEAM vessels inspected for the year ended 31st March, 1912.

Name of vessel.	Number of passengers allowed.	Date certificate expires.	Gross tons.	Class of vessel and where employed.
		1912.		
Frank G. McAulay.....		Aug. 31....	43	Ser., fishboat, Lake Erie.
Dauntless.....		" 31....	23	" tug, Welland canal.
Euphemia.....		Oct. 31....	29	" tug, lake.
Minitago.....		Nov. 30....	73	" tug, lake.
Total.....			51,215	

JAS. B. STEWART.
Steamboat Inspector.

STEAM vessels inspected in Canada but registered elsewhere for the year ended 31st March, 1912.

WESTERN ONTARIO, TORONTO DIVISION.

BOILERS AND MACHINERY.

Name of vessel.	Number of passengers allowed.	Date certificate expires.	Gross tons.	Class of vessel and where employed.
		1912.		
J. H. Plummer.....		April 14....	1,582	Ser. frt. all lakes and rivers.
Empress of Fort William.....		" 15....	2,181	" "
Empress of Midland.....		July 19....	2,224	" "
Total.....			5,987	

JAS. B. STEWART.
Steamboat Inspector.

3 GEORGE V., A. 1913

STATEMENT of the number of steam vessels added to the Dominion during the year ended March 31st, 1912, their class and horse power, whether of wood or iron, their gross and registered tonnage, where built, and where and how employed.

WESTERN ONTARIO, TORONTO DIVISION.

BOILERS AND MACHINERY.

Name of vessel.	Horse power.	Class.	Wood, iron or steel.	Gross tonnage.	Reg. tonnage.	Where built.	Where and how employed.
Leland.....	17	Dredge.....	Steel...	619	470	Welland.....	St. Lawrence river.
Renvoyle.....	106	Screw.....	" ..	1,830	1,176	Port Glasgow...	All lakes and rivers, freight.
T. C. Clarke.....	4	Twin screw...	Wood...	75	51	Toronto.....	Toronto bay, passenger.
Chatson.....	10	Screw.....	" ..	55	34	Port Robinson..	Welland canal
M. G. C. Co. No. 1..	6	Dredge.....	Steel...	401	401	Welland.....	St. Lawrence river, drill boat.
Choctaw.....	16	Screw.....	Wood...	53	36	Collingwood....	Lake Erie, fish-boat.
Oso.....	8	" ..	" ..	24	15	Kingston.....	Muskoka lakes, yacht.
Ciseo.....	13	" ..	" ..	42	25	Collingwood....	Lake Erie fish-boat.
The Morgan.....	13	" ..	" ..	50	34	Port Stanley....	" ..
Lula May.....	4	" ..	" ..	34	23	Collingwood....	" ..
Total.....	197	3,183	2,265		

SESSIONAL PAPER No. 23

STEAM vessels inspected for the year ended 31st March, 1912.

WESTERN ONTARIO, TORONTO DIVISION.

BOILERS AND MACHINERY.

Name of vessel.	Number of passengers allowed.	Date certificate expires.	Gross tons.	Class of vessel and where employed.
1912.				
Stormont.....		April 7	1,955	Ser., frt., Duluth and Sydney.
Fairmount.....		" 7	1,595	" frt., lakes and rivers.
Edna K.....		" "	22	" fishing tug, Lake Erie.
E. B. Osler.....		" 13	6,787	" pass. Duluth and Port Colborne.
G. R. Crowe.....		" 13	2,940	" " " " "
Hamonic.....		" 13	5,265	" " " " Windsor.
Huronic.....		" 14	3,330	" " " " "
Ionic.....		" 14	1,708	Twin ser., pass., lakes and rivers.
Winona.....		" 14	2,085	Ser., frt., lakes and rivers.
Saronic.....		" 14	1,961	" pass., Duluth and Windsor.
Bothnia.....		" 17	833	" frt., lakes and rivers.
Midland King.....		" 20	3,965	" pass., " " "
Midland Queen.....		" 21	1,993	" " " " "
Midland Prince.....		" 21	6,636	" " " " "
Strathcona.....		" 21	1,881	" frt., " " "
Dennacoona.....		" 21	1,906	" " " " "
Fred Davidson.....		" 22	43	" tug, Georgian bay.
Lillie Smith.....		" 26	275	" frt., Soo and Montreal.
Bethalma.....		" 26	113	" yacht, lakes and rivers.
Florence.....		" 29	237	" " " " "
Hope.....		May 6	170	" pass., Buffalo and Fort Erie
John R. Moore.....		" "	63	" fish tug, Lake Erie.
Ontario No. 1.....		" 10	5,146	Twin ser., pass., Lake Ontario.
Ossifrage.....		" 17	632	Ser., pass., Chatham and Detroit.
Modjeska.....		" 22	678	Twin ser., pass., Hamilton and Toronto.
Ivan R.....		" 22	66	" " Burlington bay.
John R.....		" "	225	Screw, freight, " "
J. B. Hammil.....		" 23	169	Dredge, harbours near Sarnia.
Ontario.....		" 24	1,615	Paddle, pass., Windsor and Detroit.
Alfred Clarke.....		" 25	229	Ser., pass., Sarnie and Lake Erie ports.
Oceana.....		" 29	7,515	Twin Ser., pass., New York and Bermuda
Myrtle.....		June 3	9	Ser. pass. Abino & Crystal beach.
Lake Michigan.....		July 11	573	" frt., Soo and Montreal.
Gambler.....		" 12	25	" fishing tug Lake Erie.
Jim and Tom.....		" 12	33	" " " "
Two Friends.....		" 12	23	" " " "
Racey.....		" 12	25	" " " "
Eleanor.....		" 13	26	" " " "
You and I.....		" 13	25	" " " "
W. S. Oldfield.....		" 13	15	" " " "
Wm. Wilson.....		" 13	15	" " " "
Saida.....		" 13	14	" " " "
Lena.....		" 13	14	" " " "
D. & G.....		" 14	41	" " " "
Dorothy J.....		" 14	10	" " " "
City Queen.....		" 19	69	" pass Midland and Honey harbour.
Alma C.....		" 19	19	" yacht Georgian bay.
Hiawatha.....		" 25	163	" pass., Amherstburg and Port Huron.
Sarnia City.....		" 26	223	" tug, lakes and rivers.
Harley.....		not issued...	28	" " " "
J. M. Diver.....		July 26	48	" " " "
St. Paul.....		not issued...	45	" " " " Sydenham river.
Ontario.....		" "	"	Dredge
Tim Healey.....		July ⁴ 28	34	Ser. tug, Rondeau harbour.
Peltier.....		" 28	300	Dredge " "
Mabel D.....		" 28	38	Ser. Fishing tug, Lake Erie.
Alva W.....		" "	39	" " " "
Ariadne.....		" "	38	" " " "
Pappoose.....		July 31	57	" pass., Amherstburg and Port Huron.
R. H. Dobson.....		Aug. 22	44	" fish tug., Lake Huron
John Logie.....		" 22	37	" " " "

STEAM vessels inspected for the year ended 31st March, 1912.

Name of vessel.	Number of passengers allowed.	Date certificate expires.	Gross tons.	Class of vessel and where employed.
		1912.		
D. McLeod.....		Aug. 22....	36	Scr. fish., tug, Lake Huron.
J. B. McLeod.....		" 22....	25	" " " "
Lillie Seaman.....		" 22....	19	" tug " "
T. J. Jarmin.....		" 23....	47	" " " "
Jack Canuck.....		" 23....	174	Dredge " "
Onward.....		" 23....	22	Scr. fish., tug, Lake Huron harbours.
Two Macs.....		" 24....	24	" " " "
Edward Blake.....		" 24....	22	" tug " "
Horton.....		" 25....	66	" " " "
John Arnoldi.....		" 25....	116	Dredge " "
John Lee, sr.....		Sept. 6....	88	Scr. pass., Penetang and Point Aux Baril.
Beaver.....		" 7....	29	Scr. tug., Georgian bay.
Mary L.....		" 7....	10	" " " "
Frances Martin.....		" 7....	27	" " " "
Mabel G.....		not issued..	10	" " " "
Caroline.....		" ".....	12	" " " "
Carlotta.....		Sept. 8....	114	" yacht " "
Menodora.....		" 8....	73	" tug " "
Laird McAulay.....		" 8....	88	" " " "
Audrey C.....		" 8....	87	" " " "
Midland.....		" 8....	56	" " " "
Voyageur.....		" 8....	44	" yacht " "
Una.....		" 9....	22	" tug " "
Minnicog.....		" 9....	35	" yacht " "
Excelsior.....		" 9....	474	Dredge, Midland harbour.
Maud D.....		" 9....	81	Scr. pass., Midland and Parry Sound.
Monarch.....		" 9....	474	Dredge, Midland harbour.
Shawanaga.....		not issued..	96	Scr. tug, Georgian bay.
Sydenham.....		Sept. 11....	445	Dredge Victoria harbour.
Beaumont.....		" 11....	58	Scr. tug, Georgian bay.
Frances W.....		" 11....	43	" " " "
Thistle.....		July 28....	36	" fishing tug, Lake Erie.
Wahnapiatae.....		Oct. 10....	153	" tug, Georgian bay.
C. W. Chamberlain.....		" 10....	385	" frt., lakes and rivers.
Lucille.....		" 10....	30	" yacht Georgian bay.
Lilly.....		" 11....	21	" tug, Georgian bay.
Charlton.....		" 11....	389	" " " "
Reginald.....		" 11....	265	" " " "
Trudeau.....		not issued..		" Govt. tug, Hamilton bay.
Sir Richard.....		" ".....		Govt. dredge " "
Waubauskene.....		Oct. 11....	135	Scr. tug, Georgian bay.
J. C. Else.....		not issued..	33	" " " "
Hackett.....		Oct. 11....	96	Dredge, Waubauskene and vicinity.
Peter Paul.....		" 11....	12	Scr. tug " "
International.....		" 23....	851	Twin scr. frt., Sarnia and Port Huron.
W. A. Rooth.....		" 24....	52	Scr. tug, lakes and rivers.
Marion.....	40	" 24....	9	" pass., Sarnia and Sarnia.
Maude.....		" 25....	19	" tug, Wallaceburg and vicinity.
Acacia.....		" 25....	107	" " " "
Yeldah.....		" 25....	42	" frt., Chatham and vicinity.
W. H. Stone.....		" 26....	35	" tug " " "
D. W. Crow.....		" 26....	31	" " " " "
Halley's Comet.....		not issued..	50	" frt., " " "
Huron.....	200	Nov. 6....	1,052	Twin scr., Windsor and Detroit.
Lansdowne.....	210	" 6....	1,571	Pdl., " " "
Great Western.....	200	" 7....	1,080	" " " "
A. Chambers.....		not issued..	23	Scr. fishing tug, Lake Erie.
W. B. Aldrich.....		Nov. 9....	59	" tug " "
Dalton McCarthy.....		" 9....	45	" fishing " "
Home Rule.....		" 9....	82	" tug " "
Marion E. Trotter.....		" 10....	49	" " " "
J. E. Mills.....		" 10....	149	" frt., " " "
James Reid.....		Dec. 4....	181	" tug, lakes and rivers.
City of Dresden.....	100	Aug. 8....	194	" pass., Lake Erie.

SESSIONAL PAPER No. 23

STEAM vessels inspected for the year ended 31st March, 1912.

Name of vessel.	Number of passengers allowed.	Date certificate expires.	Gross tons.	Class of vessel and where employed.
1912.				
D. J. Burke.....		not issued..	97	Ser., tug Georgian bay..
Traveller.....		Dec. 8 ...	438	" "
Magnolia.....		" 8 ...	367	" "
Florence.....		not issued...	237	" yacht, lakes and rivers.
Total.....			75,960	

JOHN DODDS,
Steamboat Inspector.

STEAM vessels inspected in Canada, but registered elsewhere for the year ended 31st March, 1912.

WESTERN ONTARIO, TORONTO DIVISION.

BOILERS AND MACHINERY.

Name of vessel.	Number of passengers allowed.	Date certificate expires.	Gross tons.	Class of vessel and where employed.
1912.				
Kaministiquia.....		Apr. 7....	2,173	Scr. frt., lakes and rivers.
D. A. Gordon.....		" 7....	2,300	" "
J. A. McKee.....		" 7....	2,158	" "
Beaverton.....		" 7....	2,012	" "
Acadian.....		" 7....	2,305	" "
Neeping.....		" 7....	1,879	" "
Turrett Court.....		" 13....	1,879	" "
A. E. Ames.....		" 15....	1,637	" "
Kenora.....		" 18....	1,955	" "
Canadian.....		" 20....	2,214	" "
Scottish Hero.....		" 20....	2,202	" "
Turrett Cape.....		" 20....	1,827	" "
Saskatoon.....		" 20....	1,798	" "
Port Colborne.....		" 21....	1,729	" "
Kinmount.....		" 21....	2,112	" "
Forest City*		May 8....	571	Pdl. pass., Lake Erie.
Michigan.....		" 24....	1,730	" Windsor and Detroit.
City of St. Ignace.....		Apr. 1....	1,923	" lakes and rivers.
Garland.....		" 17....	248	" Detroit and vicinity
Sappho.....		" 20....	224	" "
Columbia.....		May 12....	969	" "
Excelsior.....		Apr. 26....	229	" "
Ste. Claire.....		May 24....	870	" "
Wauketa.....		Apr. 1....	543	" "
Owana.....		" 27....	747	Pdl. "
City of Toledo.....		June 5....	1,004	" "
Britannia.....		Apr. 27....	792	Scr.. "
Pleasure.....		May 3....	490	" "
Promise.....		" 13....	473	" "
Tashmoo.....		" 18....	1,345	Pdl. "
Greyhound.....		June 5....	1,392	Pdl., pass., Detroit and vicinity.
Americana.....		May 26....	1,009	Scr., pass., Buffalo and vicinity.
Canadiana.....		" 24....	974	" " "
Niagara Frontier.....		" 27....	421	" " "
Maid of the Mist.....		June 26....	99	" " Niagara Falls.
Put in Bay.....		" 10....	1,182	Pdl., " Detroit and vicinity.
Huron.....		" 23....	538	" " lakes and rivers.
Grace Dormer.....		April 15....	66	Scr., " Sarnia and Port Huron.
James Beard.....		May 10....	87	" " " Prescott.
Rochester.....		" 23....	1,603	Twin Scr. Pass., Youngstown and Prescott
United Shores.....		Aug. 10....	336	" " " Buffalo and vicinity.
City of Cleveland.....		May 27....	4,568	Pdl., pass., lakes and rivers.
Pere Marquette 14.....		Sept. 22....	2,531	4 Scr., pass., Windsor and Detroit.
Ariel.....		" 22....	202	Scr., pass., Detroit and Walkerville.
Victoria.....		" 14....	192	" " Windsor and Detroit.
A. R. Colburn.....		June 17....	251	" " St. Clair river.
Welcome.....		Sept. 19....	141	" " " "
Omar D. Conger.....		Nov. 14....	196	" " " "
*Total.....			58,716	

*Total tonnage dues and inspection fees paid, \$184.08.

JOHN DODDS,
Steamboat Inspector.

SESSIONAL PAPER No. 23

STEAM vessels not inspected for the year ended 31st March, 1912.

WESTERN ONTARIO, TORONTO DIVISION.

BOILERS AND MACHINERY.

Name of Vessel.	Gross Tonnage.	Registered Tonnage.	REMARKS.	
			Why not inspected and class of vessel.	
Muskoka.....	197	134	Ser. passenger, not running.	
R. C. Brittain.....	213	149	" freight.	"
Mazeppa.....	149	97	" "	"
Penetang.....	100	64	" tug.	"
Eagle.....	12	10	" "	"
May Flower.....	26	17	" "	"
S. R. Norcross.....	20	14	" "	"
Comfort.....	14	12	" "	"
Tecumseh.....	10	6	" "	"
Ranger.....	8	5	" "	"
Ethel May.....	13	9	" "	"
Eleanor.....	84	57	" "	"
Jolly 4.....	10	7	" "	"
Louisa.....	13	9	" "	"
A. M. Petrie.....	20	13	" "	"
Shanley.....	50	18	" "	"
Dolly Gray.....	5	3	" "	"
Belle.....	16	8	" Fishing tug	"
Charlie Jones.....	16	12	" "	"
Uncle Tom.....	8	3	" "	"
Scotia.....	13	9	" "	"
Charlie F.....	8	5	" "	"
Angler.....	20	14	" "	"
W. M. German.....	28	19	" "	"
Cruiser.....	62	24	" yacht	"
Anchora.....	6	3	" "	"
Bella Vista.....	8	6	" "	"
Iagara.....	7	5	" "	"
Oriska.....	6	4	" "	"
Topsy.....	15	10	" "	"
Kestrel.....	6	5	" "	"
Oriana.....	68	46	" "	"
Cleopatra.....	104	71	" "	"
Fidelia.....	9	6	" "	"
Rambler.....	39	25	" "	"
Rulo.....	9	6	" "	"
Minota.....	29	19	" "	"
Priscilla.....	20	14	" "	"
Energy.....	116	70	" freight.	No application.
W. E. Rooney.....	11	6	" "	"
C. M. Bowman.....	88	60	" "	"
Wahwashkesh.....	19	12	Pdl.	"
Hunter.....	not	registered.	" "	"
Sweepstakes.....	"	"	" "	"
	1,675	1,086		

JOHN DODDS,
 JAS. B. STEWART,
Steamboat Inspectors.

STATEMENT of the number of steam vessels added to the Dominion during the year ended March 31st, 1912, their class and horse power, whether of wood or iron, their gross and registered tonnage, where built, and where and how employed.

WESTERN ONTARIO, TORONTO DIVISION.

BOILERS AND MACHINERY.

Name of vessel.	Horse power.	Class.	Wood, iron, or steel.	Gross tonnage.	Reg. tonnage.	Where built.	Where and how employed.
Oceana.....	869-00	Twin screw...	Steel....	7,815	4,278	Dunbarton, G.B.	New York and Bermuda, passenger.
Halleys Comet.....	2-13	Screw.....	Wood....	50	34	Chatham, Ont..	Chatham and vicinity, freight
R. G. Shaw.....	4-03	"	" ..	28	16	Buffalo, U.S.A.	Sarnia and vicinity, tug.
John R. Moore.....	6-53	"	" ..	63	43	Port Stanley, Ont.	Lake Erie, fishing tug.
	881-69			7,956	4,371		

JOHN DODDS,
Steamboat Inspector.

STATEMENT of steam vessels lost, broken up or laid up, as unfit for service, in the Dominion, during the year ending March 31st, 1912, and where and how employed.

WESTERN ONTARIO, TORONTO DIVISION.

BOILERS AND MACHINERY.

Name of vessel.	Where and how last employed.	Gross tonnage.	Class of vessel and reason of unfitness.
Myotic.....	St. Clair River, pass.	15	Ser., gasoline, burned.
Alina May.....	Muskoka Lakes, tug..	16	" dismantled.
Imperial.....	French River, tug....	36	" ..
Winslow.....	Lakes and Rivers, tug	353	" burned.
C. C. Martin.....	Georgian Bay, tug....	70	" foundered.
City of Ladysmith.....	Lake Erie, fishing tug.	48	" dismantled.
Despatch.....	" ..	33	" ..
Total.....		571	

JOHN DODDS,
JAS. B. STEWART,
Steamboat Inspectors.

SESSIONAL PAPER No. 23

STEAM vessels inspected for the year ended 31st March, 1912.

WESTERN ONTARIO, TORONTO DIVISION.

HULL INSPECTION.

Name of vessel.	Number of passengers allowed.	Date certificate expires.	Gross tons.	Class of vessel and where employed.
1912.				
Neepawah.....		April 14...	1,799	Ser., Frt., all lakes.
Rosedale.....		" 14.....	15,07	" "
Iroquois.....	8	" 14.....	2,359	" "
Haddington.....	5	" 15.....	1,603	" "
E. B. Osler.....	12	" 19.....	6,787	" "
G. R. Crowe.....	10	" 20.....	2,940	" "
Ionic.....	5	" 20.....	1,708	" "
Winona.....		" 20.....	2,085	" "
Hamonic.....	480	" 20.....	5,265	" " pass.
Bothnia.....		" 20.....	833	" Frt., "
Lake Michigan.....		" 21.....	573	" "
Stormont.....		" 18.....	1955	" "
Arabian.....		" 25.....	1073	" "
Lille Smith.....		" 27.....	275	" " Soo Montreal.
Huronic.....	350	" 27.....	3,330	" pass., Duluth and Windsor.
Saronic.....	600	" 27.....	1961	" "
Dundurn.....	135	" 28.....	1,120	" Hamilton and Montreal.
Fairmount.....		May 3.....	1,895	Ser., Frt., all lakes and rivers.
Hope.....	300	" 6.....	170	" pass Buffalo and ft. Erie.
	514			
Garden City.....	760	" 9.....	637	Pdl., " Toronto and St. Catharines.
Cayuga.....	2,150	" 10.....	2,195	Ser., " Toronto and Lewiston.
Corona.....	1,456	" 10.....	1,274	Pdl., " "
Chippewa.....	2,000	" 11.....	1,514	" " "
Chicora.....	872	" 11.....	931	" " "
Ongiara.....	245	" 11.....	98	Ser., " Niagara and Lewiston.
Ontario No. 1.....	650	" 13.....	5,146	" " Lake Ontario Ports.
United Lumberman.....		" 16.....	399	" frt., Soo and Kingston.
Mojeska.....	950	" 17.....	678	" pass., Toronto and Hamilton.
Ivan R.....	125	" 17.....	66	" Burlington Bay.
Ossifrage.....	724	" 18.....	632	" " Chatham and Detroit.
	915			
Turbinia.....	1,550	May 20.....	1,064	Ser., Toronto and Lake Ontario.
T. J. Clark.....	175	" 23.....	75	Ser., Toronto Bay.....
Toronto.....	790	" 23.....	2,779	Pdl., Lake Ont. ports.
Kingston.....	760	" 26.....	2,925	" " "
Oceana.....	600	" 29.....	7,815	Ser., N. Y. Bermuda Atlantic ports
Argyle.....	715	June 10.....	750	Pdl., Toronto and Lake Ontario
Blue Bell.....	1,350	" 12.....	752	" Toronto Bay.
Trillium.....	1,350	" 12.....	673	" " "
May Flowers.....	900	" 12.....	189	" " "
Primrose.....	900	" 12.....	189	" " "
Luella.....	100	" 12.....	38	Ser., " "
Ada Alice.....	121	" 13.....	42	not granted Ser., Toronto bay.
Island Queen.....	336	" 13.....	129	" " "
John Hanlan.....	175	" 13.....	37	" " "
Kathleen.....	200	" 13.....	100	" " "
Clark Bros.....	216	" 13.....	92	" " "
Jasmine.....	410	" 13.....	298	" " "
	270			
Alfred Clarke.....	400	May 25.....	229	Ser., Sarnia and Lake Erie
Maid of the Mist.....	80	June 23.....	62	" Niagara river.
Glen Erie.....	100	" 16.....	43	" Tyrconnell and Pt. Burwell.
Myrtle.....	40	" 23.....	9	" Pt., Albino, Crystal beach.
Juno.....		" 26.....	288	" Kingston and Soo.
John Ralph.....		" 26.....	421	" Soo and Quebec.
Conger Coal.....		" 27.....	672	" Lakes Erie and Huron..
Hiawatha.....	300	" 28.....	168	" Amherstburg and pt. Huron.
Papoose.....	40	July 1.....	57	" "
Ontario.....	450	June 30.....	1,615	" Pdl., Windsor and Detroit.
Renvoyle.....	5	July 11.....	1,830	" Ser., all lakes and rivers.

STEAM vessels inspected for the year ended 31st March, 1912.

Name of vessel.	Number of passengers allowed.	Date certificate expires.	Gross tons.	Class of vessel and where employed.
1912.				
Rainbow.....	210	July 21....	56	Ser., Trent valley canal.
Kecue.....	250	" 21....	48	" " "
Geneva.....	214	" 27....	92	" " "
Water Lily.....	140	" 22....	54	Ser., Trent valley canal.
Empress.....	245	" 22....	84	" " "
Stony Lake.....	295	" 20....	156	" " "
Islinda.....	211	" 24....	54	" " "
Lintonia.....	200	" 25....	58	" " "
Monarch.....	176	" 27....	34	" " "
Waconta.....	40	" 27....	33	" " "
Racey.....	40	Aug. 3....	25	Not granted, ser., pt. Dover bay
Manita.....	144	July 25....	34	" " Trent valley canal.
Octonabec.....	444	" 19....	136	Ser., Trent valley canal.
Bella Donna.....	100	Aug. 24....	57	Not granted, ser., Grand river.
Commodore Jarvis.....		Oct. 16....	287	Ser., prt., Toronto bay and Coasting.
International.....		" 23....	850	" Port Huron and Sarnia...
Marion.....	40	" 24....	9	" Sarnia and Windsor.
Great Western.....	200	" 25....	1,080	" pdl., Windsor and Detroit.
Lansdowne.....	210	" 25....	1,571	" " "
Huron.....	200	" 26....	1,052	Ser., " "
City of Dresden.....	100	Nov. 10....	194	" Sarnia and lake Erie.
			83,118	

SESSIONAL PAPER No. 23

STEAM vessels inspected in Canada, but registered elsewhere for the year ended 31st March, 1912.

WEST ONTARIO, TORONTO DIVISION.

HULL INSPECTION.

Name of vessel.	Number of passengers allowed.	Date certificate expires.	Gross tons.	Class of vessel and where employed.
1912.				
Empress of Fort William		April 14	2,181	Ser., frt. all lakes.
J. H. Plummer		" 15	1,582	" "
H. A. Gordon		" 17	2,301	" "
Acadian		" 17	2,214	" "
Neebing		" 18	1,879	" "
Beaverton		" 18	2,012	" "
Kaministiquia		" 18	2,173	" "
A. E. Ames		" 19	1,637	" "
Turret Court		" 19	1,879	" "
J. A. McKee		" 18	2,158	" "
Kenora		" 25	1,955	" "
Wauketa	1,000	" 1	543	" pass., N. W. Lakes and bays.
Owana		500 "	747	" " " "
Forest City	600	May 8	571	Pdl., Pt. Stanley and lake Erie.
Pleasure	1,500	" 3	489	Ser., pass., lake Erie and Huron.
Promise	1,200	" 13	473	" "
Excelsior		April 26	229	" ferry Detroit and Windsor.
Garland		" 27	721	" "
Britannia	2,700	" 27	721	" N. W. Lakes and Bays and Rivers.
Columbia	3,500	May 12	968	" " " "
Sappho	800	April 20	223	" Between lake Erie and Huron.
Empress of Midland		May 12	2,224	" frt., Duluth and Colbourne.
Oleott	636	Dec. 21	337	" Toronto and Oleott
Americana	3,500	May 26	1,009	" Buffalo and Crystal beach.
Canadiana	3,500	" 24	974	" " " "
Put-in-Bay	3,000	June 10	1,182	Ser., N. W. lakes bays and rivers.
Tashmoo	3,500	May 16	1,344	Pdl., Betw. Lake Erie and Huron.
Greyhound	3,000	June 5	1,392	" N. W. lakes, bays and rivers.
City of Toledo	1,400	" 5	1,003	" " " "
St. Claire	3,400	May 24	870	Ser., " " " "
Niagara Frontier	687	" 27	421	" lake Erie Niagara river.
James Beard		May 10	86	Ser., ferry Ft. Huron and Sarnia.
Grace Dormer		April 15	66	" " " "
Huron	500	June 23	538	Pdl., N. W. lakes bays and rivers.
Maid of the Mist	100	" 26	99	Ser., Niagara river.
Michigan	450	" 30	1,730	Pdl., Windsor and Detroit.
Rochester	500	May 23	1,603	Ser., N. W. lakes bays and rivers.
United Shores	766	Aug. 10	336	" Lower end of lake Erie.
City of Cleveland	3,260	May 27	4,568	Pdl., N. W. lakes bays and rivers.
Pere Marquette 14		Sept. 22	4,568	Ser., ferry Windsor and Detroit.
Ariel		" 22	201	" ferry Windsor and Walkerville
Victoria		" 14	192	" ferry Windsor and Detroit.
A. R. Colburn		June 17	251	" St. Clair river.
Welcome	150	Sept. 19	140	" " " "
Omar D. Congar		Nov. 14	196	" ferry St. Clair river.
Total			50,546	

W. EVANS,
Hull Inspector.

3 GEORGE V., A. 1913

STATEMENT of the number of steam vessels added to the Dominion during the year ended March 31, 1912, their class and horse power, whether of wood or iron, their gross and registered tonnage, where built, and where and how employed.

WESTERN ONTARIO, TORONTO DIVISION.

HULL INSPECTION.

Name of vessel.	Horse power.	Class.	Wood, iron, or steel.	Gross tonnage.	Reg. tonnage.	Where built.	Where and how employed.
T. J. Clark.....		Passenger.....	Steel....	75	51	Toronto.....	Toronto bay pass. and fort.
Oceana.....		"	"	7,815	4,278	Dumbarton, G. B.....	New York a Bermuda pasenger
Total.....				7,890	4,329		

W. EVANS,
Steamboat Inspector.

SESSIONAL PAPER No. 23

STEAM vessels inspected for the year ended 31st March, 1912.

WESTERN ONTARIO, COLLINGWOOD DIVISION.

BOILERS AND MACHINERY.

Name of vessel.	Number of passengers allowed.	Date certificate expires.	Gross tons.	Class of vessel and where employed.
		1912.		
Alberta.....	211	Apr. 25....	2,829	Ser. Owen Sound and Ft. William.
Westmount.....		" 19....	1,875	" frt., all lakes and rivers.
Collingwood.....	12	" 21....	4,529	" " "
Doric.....	12	" 19....	2,359	" " "
Assiniboia.....	350	" 25....	3,880	" Owen Sound and Ft. William.
Athabasca.....	229	" 24....	2,784	" " "
Manitou.....	185	" 24....	470	" " Michipidoten.
W. D. Matthews.....	10	" 20....	3,965	" all lakes and rivers
Algonquin.....	10	" 20....	1,806	" " "
Keewatin.....	350	" 25....	3,856	" Owen Sound and Ft. William.
Thos. Maitland.....		not issued..	107	" Georgian Bay and Lake Huron.
Keenan.....		Apr. 8....	133	" tug " "
Industry.....		not issued..	822	Dredge " "
Manitoba.....	200	Apr. 25....	2,616	Ser. Owen Sound and Ft. William.
Hercules.....		" 10....	234	" tug Georgian bay.
Hugh Stalker.....		" 13....	43	" fishing tug "
City of Midland.....	456	" 27....	974	" Collingwood and Sault Ste. Marie.
Germanic.....	570	" 27....	1,014	" " "
Caribou.....	178	" 17....	597	" Owen Sound and Ft. William.
City of Chatham.....	583	" 18....	362	" North Channel and Sault Ste. Marie
Thos. J. Drummond.....	4	" 17....	2,201	" all lakes and rivers.
Agawa.....	10	" 17....	3,759	" " "
Captain Jim.....		" 18....	58	" fishing tug, lake Superior.
Jno. J. Noble.....		" 18....	33	" " "
C. E. Ainsworth.....		" 18....	76	" " "
Jessie Hall.....		" 19....	57	" tug " "
Commodore.....		" 19....	40	" tug, Sault Ste. Marie and vicinity.
Geo. Emerson.....		" 19....	32	" " "
Rescue.....		" 20....	52	" " "
N. Dymont.....		not issued..	59	Twin ser., North channel.
C. F. Eddy.....		Apr. 120....	16	Ser. tug, Sault Ste. Marie rivers.
Edward Bros. No. 11.....		not issued..	237	Dredge, Sault Ste. Marie river.
Soo City.....	100	May 6....	500	Ser. Georgian bay and North channel.
C. A. Bonne.....		" 1....	44	" tug, North channel.
Harrison.....		" 2....	221	" " all lakes and rivers.
J. D. Hamil.....		" 2....	111	" " Georgian bay and Lake Huron.
Sandford.....		" 3....	56	" " "
Runabout.....		not issued..	9	" " Colpoys bay.
Aurelia.....		May 4....	34	" " Georgian bay.
Geo. H. Jones.....		" 4....	71	" " "
Mystery.....		" 4....	53	" " "
Dredge Togo.....		" 5....	269	Dredge " "
Cnaping.....		" 8....	256	Ser. tug, Georgian bay and North Channel
Balize.....		" 8....	247	" " "
Alex. Clark.....	12	" 17....	99	" all lakes and rivers.
Wayne Isbel.....		not issued..	48	" tug, north channel.
Fanny Arnold.....	25	May 22....	73	" Killarney and Sault Ste. Marie.
Dredge No. 14.....		" 22....	451	Derdge, North channel.
Dredge No. 5.....		not issued..	174	" " "
Matheson.....		not issued..	20	Ser. tug, Sault Ste. Marie.
Robert Downey.....		June 6....	37	" Georgian bay.
General Meade.....		" 6....	244	" dredge "
Majestic.....	520	" 17....	1,578	" Collingwood and Sault Ste. Marie.
A. V. Crawford.....		" 13....	51	" tug, Georgian bay.
Waubic.....	228	" 14....	504	Twin ser., Parry Sound and Penetang.
Clucas.....		" 17....	28	Ser. fishing tug, Georgian bay and lake Huron.
Juno.....		" 17....	28	" " " "
Evelyn.....		" 17....	32	" " " "
David Marwick.....		" 17....	30	" tug " "
Geo. E. Young.....		" 17....	12	" fishing tug, " "

STEAM vessels inspected for the year ended 31st March, 1912.

Name of vessel.	Number of passengers allowed.	Date certificate expires.	Gross tons.	Class of vessel and where employed.
		1912.		
Rambler.....		June 17.....	6	Ser., fishing tug, Georgian bay and Lake Huron.
Cynthia.....		" 19.....	35	" " " "
Sea King.....		" 19.....	26	" fishing tug, Lake Huron.
Minnie A. Clark.....		" 19.....	36	" " " "
Elite.....		" 19.....	22	" " " "
Geronia.....	250 L. 640 C.	July 22.....	2,105	Twin screw Toronto and Quebec.
John Haggart.....	125	June 28.....	202	Ser., Little Current and vicinity.
Winona.....	246	July 21.....	231	" Geo. Bay, Cutler and Thessalon.
Swan.....		" 21.....	14	" tug, North channel.
Everard.....		" 21.....	25	" fish tug, North channel.
H. B. Phillips.....		" 22.....	66	" tug, North channel.
Lulu Eddy.....		" 22.....	29	" " " "
Agnes Smith.....	40	" 22.....	57	" Killarney and Sault Ste. Marie.
Dolphin.....		" 24.....	24	" tug, North channel and lake Huron.
Bon-Ami.....	268	" 24.....	245	" North channel and Georgian Bay.
Scotch Thistle.....	27	" 24.....	17	" Killarney and Blind river.
Geo. W. Cuyler.....	20	" 24.....	56	" Killarney and Sault Ste. Marie.
Glyn.....		" 25.....	20	" tug, North channel
Stoddart.....		" 26.....	11	" tug, Manitow lake.
Amigo.....		Not issued..	18	gasoline pass, North channel.
Helen S.....	18	July 29.....	86	Ser., Georgian Bay ports.
Jno. McRae.....		" 29.....	34	" Fishing tug, Georgian Bay.
Gypsy.....		" 29.....	11	" yacht, " "
Russel Roque.....		" 31.....	38	" tug, " "
Dalhousie City.....	729 L. 1,093 C.	Aug. 12.....	1,256	" Toronto and Port Dalhousie.
Edna Ivan.....	40	July 25.....	54	" all lakes and rivers.
John R. Stover.....		Not issued..	94	" pass. tug, North channel.
Algoma.....	500	Aug. 18.....	157	" Point Iroquois and Bruce Mines.
Michipicoten.....	185	" 18.....	511	" Sault Ste. Marie and Michipicoten.
Bawating.....	531	" 18.....	246	" Point Iroquois and Bruce Mines.
Emma.....	250	July 25.....	146	" Owen Sound and Parry Sound bays.
Molly S.....		Aug. 26.....	45	" Fish. tug, Georgian bay.
Tecumseh.....		Not issued..	10	" tug, " "
Eu. Jennie.....		Sept. 8.....	22	Ser., Fish. tug, North channel.
Stanley Byers.....		Not issued..	9	" tug, " "
Stella.....		Sept. 8.....	16	" " " "
Ethel.....		" 8.....	13	" " " "
Andrew J. Smith.....		" 8.....	387	" " " "
Ahteek.....	20	Aug. 20.....	29	" Killarney and Sault Ste. Marie.
Clipper.....		Sept. 9.....	46	" tug, North channel.
W. H. Seymour.....		" 9.....	85	" " " "
J. H. McDonald.....		" 9.....	41	" " " "
N. Dymont.....	25	Aug. 20.....	59	T. ser., Killarney and Sault Ste. Marie.
John McKay.....		Sept. 11.....	34	Ser., fish. tug, North channel and Lake Huron.
Vixen.....		Not issued..	68	" tug, North channel and lake Huron.
Bessie M.....		Sept. 12.....	44	" fish. tug, North Channel and lake Huron.
Killarney Belle.....		" 12.....	28	" tug, North channel and lake Huron.
Osprey.....		" 12.....	42	" fish. tug, lake Huron.
Sea Queen.....		" 12.....	18	" " " "
Victoria K.....		" 12.....	41	" " " and North channel.
Alberta M.....		" 12.....	38	" fish. tug, lake Huron and North channel.
Jas. McKeon.....		" 13.....	36	" tug, Blind river.
M. G. McDonald.....		" 13.....	29	" " North channel.
General Weitzell.....		" 14.....	32	" " Sault Ste. Marie river.
Reliance.....	40	" 15.....	311	" all lakes and rivers.
Edgar P. Sawyer.....		" 15.....	52	" tug, North channel.
B. M. Fraser.....		" 15.....	50	" " lake Superior.
John Torrent.....		" 15.....	30	" " North channel.
J. L. Beckwith.....		" 16.....	61	" " Sault Ste. Marie river.

SESSIONAL PAPER No. 23

STEAM vessels inspected for the year ended 31st March, 1912.

Names.	Number of passengers allowed.	Date certificate expires.	Gross tons.	Class of vessel and where employed.
1912.				
Clara Hickler.....		" 16 ...	42	Ser., tug, Sault Ste. Marie river.
Matheson.....		" 16 ...	20	" " " "
Julia Murphy.....		" 18 ...	108	Dredge, Echo bay.
L. S. No. 3.....		Not issued.	385	" Sault Ste. Marie river.
Venetta.....		Sept. 28.	31	Ser., Georgian Bay and lake Huron.
Annie Simon.....		Not issued.	19	Ser., tug, Owen Sound bay.
Ruth M.....		" "	9	" yacht, Georgian bay.
City of Meaford.....	200	Sept. 28	328	" Owen Sound and Providence bay.
Iona.....		Not issued.	30	" fish. tug, Georgian bay.
Emily May.....		Oct. 14 ...	30	" " " "
Chas. Lemecke.....		Not issued.	101	" tug, " Lake Huron.
Thos. R. Scott.....	15	Sept. 30 ...	258	" " " "
Ethyll Reid.....		Nov. 16 ...	36	" fish. tug, " "
Annie M.....		" 16 ...	33	" " " "
Leighton McCarthy.....		" 16 ...	36	" " " "
Alice G.....		" 18 ...	36	" " " "
Total.....			56,209	

E. W. McKEAN,
Steamboat Inspector.

STEAM vessels inspected in Canada, but registered elsewhere for the year ended 31st March, 1912.

WESTERN ONTARIO, COLLINGWOOD DIVISION.

BOILERS AND MACHINERY.

Name of vessel.	Number of passengers allowed.	Date certificate expires.	Gross tons.	Class of vessel and where employed.
1912.				
Leaffield.....		April 19 ...	1,453	Ser., frt., all lakes and rivers.
Meaford.....		" 21 ...	1,889	" " " "
Turret Chief.....		" 20 ...	1,881	" " " "
Paliki.....		" 17 ...	1,578	" " " "
Total.....			6,801	

E. W. McKEAN,
Steamboat Inspector.

STEAM vessels not inspected for the year ended 31st March, 1912.

WESTERN ONTARIO, COLLINGWOOD DIVISION.

BOILERS AND MACHINERY.

Name of vessel.	Gross tonnage.	Registered tonnage.	REMARKS Why not inspected and Class of vessel.
Ella.....	15	10	No application screw tug.
Kingsford.....	270	270	" dredge.
Crawford.....	50	37	" screw tug.
Port Elgin Queen.....	37	25	" "
P. S. Heisordt.....	45	31	" "
Alert.....	9	4	" "
Iota.....	6	4	" "
Winnie.....	14	9	" "
St. Joe.....	39	27	" "
Surety.....	6	4	" screw fish tug.
Lizzie May.....	18	12	" screw tug.
Jessie M.....	14	8	" "
Vera A.....	11	7	" "
Florence M.....	8	6	" "
Espanola.....	7	5	" "
Lorne Hale.....	22	14	" paddle tug.
Iris.....	16	9	" screw yacht.
Togo.....	15	8	" screw tug.
Hazard.....	34	23	Not running screw tug.
Dredge No. 10.....	434	354	" dredge.
Wingfield.....	191	191	" screw pass."
Premier.....	337	219	" "
C. W. Moore.....	428	260	" "
Wawona.....	31	15	" screw yacht.
Ripple.....	5	4	" screw tug.
Sea Gull.....	19	13	" "
Mills.....	11	7	" screw fish tug.
W. H. Siebold.....	22	15	" "
Arctic.....	101	83	" screw freight.
Agnes.....	23	16	" screw tug.
Churchill.....	150	94	" "
Bertha Endress.....	32	24	Not running screw tug.
Siesta.....	9	7	" "
Laura Hickler.....	13	9	" "
Total.....	2,582	1,917	

E. W. McKEAN,
Steamboat Inspector.

SESSIONAL PAPER No. 23

STATEMENT of the number of steam vessels added to the Dominion during the year ended 31st March, 1912, their class and horse power, whether of wood or iron, their gross and registered tonnage, where built, and where and how employed.

WESTERN ONTARIO, COLLINGWOOD DIVISION.

BOILERS AND MACHINERY.

Name of vessel.	Horse power.	Class.	Wood, Iron or steel.	Gross tonnage.	Reg. tonnage.	Where built.	Where and how employed.
Hugh Stalker.....	10.9	Screw.....	Wood...	43	29	Collingwood, O.	Georgian bay fish tug.
Thos. J. Drummond.	147.5	"	Steel...	2,201	1,664	Dumbarton, G. B.	Great lakes, frt.
Edwards Bros. II....	9.6	Dredge.....	Wood...	237	237	Bay City, Mich.	Sault Ste. Marie river.
Runabout.....	1.2	Screw.....	"	9	6	Unknown.....	Colpoys bay tug (pass.)
Alex. Clark.....	29.0	"	"	99	65	Collingwood, O.	Great lakes tug (pass.)
Wayne Isbell.....	15.4	"	"	48	29	Saginaw Mich.	North channel.
Dredge No. 5.....	8.5	Dredge.....	"	174	174	Buffalo, N. Y.	Sault Ste. Marie river dredge.
Matheson.....	2.1	Screw.....	"	20	11	Rocky River, Ohio.	Sault Ste. Marie river tug.
Geronia.....	183.7	Twin screw..	Steel....	2,105	1,469	Collingwood, O.	Toronto and Quebec, (pass.)
Dalhousie City.....	115.6	Screw.....	"	1,256	750	"	Toronto and Port Dalhousie (pass.)....
John R. Stover.....	27.3	"	"	94	45	"	North channel tug (pass.)
Stanley Byers.....	1.2	"	Wood...	9	6	Owen Sound, O.	North channel tug (pass.)
Julia Murphy.....	6.7	Dredge.....	Wood...	108	108	Richards land-ing, Ont.	Echo bay dredge.
L. S. III.....	17.1	"	"	383	383	Duluth, Minn.	Sault Ste. Marie river dredge.
Total.....	575.8		6,786	4,976			

E. W. McKEAN,
Steamboat Inspector.

STATEMENT of steam vessels lost, broken or up or laid up, as unfit for service, in the Dominion during the year ended March 31st, 1912, and where and how last employed.

WESTERN ONTARIO, COLLINGWOOD DIVISION.

BOILERS AND MACHINERY.

Name of vessel.	Where and how last employed.	Gross tonnage.	Class of vessel and reason of unfitness.
Hugh S.....	Georgian Bay fish tug..	24	Screw dismantled.
Ahtek.....	North Channel tug.....	29	Screw burned and sunk.
Total.....		53	

E. W. McKEAN,
Steamboat Inspector.

STEAM vessels inspected for the year ended 31st March, 1912.

WESTERN ONTARIO, COLLINGWOOD DIVISION.

HULL INSPECTION.

Name of vessel.	Number of passengers allowed.	Date certificate expires.	Gross tons.	Class of vessel and where employed.
1912.				
Agawa.....	10	April 17....	3,759	Ser. pass. and freight, all lakes and rivers
Thos. J. Drummond.....	4	" 17....	2,201	" " " " " "
Caribou.....	178	" 17....	597	" pass., Owen Sound and Ft. William
City of Chatham.....	583	" 18....	362	" " North Channel and Soo river,
Westmount.....		" 19....	1,875	" freight, all lakes and rivers.
Doric.....	12	" 19....	2,359	" pass. and freight, all lakes and rivers
Algonquin.....	10	" 20....	1,806	" " " " " "
W. D. Mathews.....	10	" 20....	3,965	" " " " " "
Collingwood.....	12	" 21....	4,529	" " " " " "
Newona.....		" 22....	2,179	" " " " " "
Midland Prince.....	10	" 22....	6,636	" " " " " "
Midland King.....	8	" 22....	3,965	" " " " " "
Midland Queen.....	12	" 22....	1,993	" " " Duluth and Quebec.
Manitou.....	185	" 24....	470	" " Owen Sound and Michipicoten.
Assiniboia.....	350	" 24....	3,880	" " " Ft. William.
Keewatin.....	350	" 25....	3,856	" " " " " "
Manitoba.....	200	" 25....	2,616	" " " " " "
Alberta.....	200	" 25....	2,829	" " " " " "
Athabasca.....	229	" 24....	2,784	" " " " " "
Donnacona.....		" 25....	1,906	" freight, all lakes and rivers.
Strathcona.....		" 26....	1,881	" " " " " "
Crawford.....		not issued...	50	" pass., tug Georgian Bay.
Germanic.....	570	April 27....	1,014	" " Collingwood and Sault Ste. Marie.
Emperor.....	10	" 29....	7,031	Ser. freight and pass., Fort Colborne and Duluth.
City of Midland.....	486	" 27....	974	" pass., Collingwood and Sault Ste Marie.
Ida.....	10	not issued...	5	Gasoline launch, Victoria Harbour.
Simcoe.....	12	April 21....	913	Twin Ser., Gov't lighthouse and buoy.
Soo City.....	100	May 6....	500	Ser. pass., Georgian Bay and North Channel.
Alex Clark.....	12	" 17....	99	" " tug, all lakes and rivers.
Fanny Arnold.....	25	June 13....	73	" " Killarney and Sault Ste. Marie
Waubic.....	228	" 14....	504	Twin Ser. pass., Penetang and Parry Sound.
Majestic.....	520	" 17....	1,578	Ser. pass., Collingwood and Sault Ste. Marie.
Queen of the Isles.....	25	" 8....	40	Ser. pass., Muskoka Lakes.
Nymoca.....	38	" 9....	51	" " " " " "
Cherokee.....	440	" 23....	328	Twin Ser. pass., Muskoka lakes.
Medora.....	500	" 23....	377	Ser. pass., Muskoka lakes.
Charlie M.....	32	" 23....	50	" " " " " "
Nipissing.....	285	" 23....	275	PdL, " " " "
Sagamo.....	734	" 24....	744	Twin Ser. pass., Muskoka lakes.
Ahmic.....	40	" 24....	77	Ser. pass., Muskoka lakes.
Oriole.....	40	" 24....	75	" " " " " "
Newminko.....	150	" 24....	128	" " " " " "
Islander.....	173	" 24....	165	" " " " " "
Kenozha.....	40	" 24....	225	" " " " " "
Armour.....	240	" 26....	191	" " Magnetawan river.
Wanita.....	94	" 26....	44	" " " " " "
Theresa.....	15	" 26....	26	" " tug Magnetawan river.
Algonquin.....	460	" 26....	305	" " Huntsville and vicinity.
Ramona.....	240	" 26....	102	" " " " " "
Gem.....	40	" 26....	27	" " tug Huntsville and Port Sydney
Iroquois.....	340	" 27....	307	" " tug Lake of Bays.
Joe.....	40	" 27....	57	" " " " " "
Mohawk Belle.....	160	" 27....	230	" " " " " "
C. W. Chamberlin.....		" 28....	385	" freight, all lakes and rivers.
Islay.....	395	July 10....	175	" pass., lakes and Couchiching and Simcoe.

SESSIONAL PAPER No. 23

STEAM vessels inspected for the year ended 31st March, 1912.

Name of vessel.	Number of passengers allowed.	Date certificate expires.	Gross tons.	Class of vessel and where employed.
1912.				
Geraldine.....	40	July 12	65	Ser., pass., tug, Georgian bay.
Maggie May.....	30	" 12	46	" " " Parry Sound and vicinity.
John Lee.....	250	" 13	88	" " " Penetang and vicinity.
Ella Ross.....	40	" 15	228	PdL. " " Parry Sound and Pt. aux Baril.
Hiawatha.....	30	" 18	22	Ser. " " tug Lakes Simcoe and Couchiching.
Sonie.....	35	" 18	14	Ser. pass., Lake Couchiching.
Glad Tidings.....	10	" 19	10	" " " Sparrow lake.
Glympse.....	34	" 19	9	" " " "
Lake Field.....	40	" 19	33	" " " "
G. Whiz.....	40	" 19	55	Twin Ser. and pass., Sparrow lake and Severn river.
Geronia.....	640	" 22	2,105	" " " pass., Toronto and Quebec.
Emma.....	250	" 25	146	Ser., pass., Owen Sound bay and Parry Sound and vicinity.
Edna Ivan.....	40	" 25	54	Ser., pass., all lakes and rivers.
Helen S.....	18	" 29	86	" " " tug Georgian Bay.
Shamrock II.....	30	Aug. 3	10	" " " Muskoka lakes.
Rosena.....	10	not issued.	8	" " " "
Bertha May.....	25	Aug. 5	20	" " " "
Dalhousie City.....	1,093	" 12	1,256	" " " Toronto and Port Dalhousie.
Nishka.....	20	" 15	9	" " " Lake of Bays.
Thos. R. Storen.....	15	" 16	94	" " " tug Killarney and Soo.
Algoma.....	500	" 18	157	" " " ferry Sault Ste. Marie river.
Bawating.....	531	" 19	246	" " " Soo river and Pt. Iroquois and Bruce Mines.
Michipicoten.....	185	" 18	511	Ser., pass., Sault Ste. Marie and Michipicoten.
Dyment.....	25	" 20	59	twin Ser., pass tug Sault Ste Marie Killarney
Winona.....	246	" 20	231	Ser., pass., Gore bay, Thessalon and Cutler.
Ahteek.....	20	" 20	29	" " " tug, Killarney and Sault Ste. Marie.
Geo. W. Cuyler.....	20	" 20	56	Ser., pass. tug, Killarney and Sault Ste. Marie.
Scotch Thistle.....	27	" 21	17	Ser. pass. tug, Killarney and Blind river.
Agnes Smith.....	40	" 21	57	" " " Killarney and Sault Ste. Marie.
Bon Ami.....	268	" 21	245	" " " Manitowaning and Cutler.
John Haggart.....	125	" 22	184	" " " Little Current and north channel.
City Queen.....	160	" 30	69	Ser., pass., Midland and Honey Harbour
Maud D.....	40	" 30	51	" " " Midland and Parry Sound.
Glenada.....	40	Sept. 4	65	" " " Magnettawan river.
Harrison.....	15	not issued.	221	" " " tug, all lakes and rivers.
Reliance.....	40	Sept. 15	311	" " " " "
City of Meaford.....	200	" 29	328	" " " Owen Sound and Providence bay.
Thos. R. Scott.....	15	" 30	258	" " " frt., Lake Huron and Georgian Bay.
Chiblow.....	40	Oct. 11	79	Towed barge, Blind river.
Total.....			81,135	

S. A. ANDREWS.
Hull Inspector.

3 GEORGE V., A. 1913

STEAM vessels inspected in Canada, but registered elsewhere for the year ended 31st March, 1912.

WESTERN ONTARIO, COLLINGWOOD DIVISION.

HULL INSPECTION.

Name of vessel.	Number of passengers allowed.	Date certificate expires.	Gross tons.	Class of vessel and where employed.
		1912.		
Paliki.....		April 17.....	1,578	Ser., frt., all lakes and rivers.
Leaffield.....		" 19.....	1,454	" " " "
Turret Chief.....		" 20.....	1,881	" " " "
Meaford.....		" 21.....	1,889	" " " "
Kinnmount.....		" 22.....	2,112	" " " "
Canadian.....		" 22.....	2,210	" " " "
Port Colborne.....		" 22.....	1,729	" " " "
Saskatoon.....		" 22.....	1,798	" " " "
Scottish Hero.....		" 22.....	2,202	" " " "
Turrent Cape.....		" 22.....	1,827	" " " "
Total.....			18,680	

S. D. ANDREWS,
Hull Inspector.

STEAM vessels not inspected for the year ended 31st March, 1912.

WESTERN ONTARIO, COLLINGWOOD DIVISION.

HULL INSPECTION.

Name of vessel.	Gross tonnage.		REMARKS.
			Why not inspected and class of vessel.
Muskoka.....	197	134	Ser., pass., not running.
Ophir.....	11	8	" " no application.
Amigo.....	18	17	" " (gasoline), no application.
C. W. Moore.....	428	260	" " not running.
Gargantua.....	1,490	1,290	" frt., " "
Premier.....	337	219	" pass., " "
Mineta.....	11	7	" " no application.
Keenan.....	133	91	" " tug, no application for pass.
Thos. Maitland.....	107	73	" " " " " " " "
Viola M.....	8	7	" " " " " " " "
J. D. Hamil.....	111	76	" " " " " " " "
Equal Rights.....	14	6	" " " " " " " "
Empess Victoria.....	106	72	" " " " " " " "
Total.....	2,971	2,260	

S. D. ANDREWS,
Hull Inspector.

SESSIONAL PAPER No. 23

STATEMENT of the number of steam vessels added to the Dominion during the year ended March 31st, 1912, their class and horse power, whether of wood or iron, their gross and registered tonnage, where built, and where and how employed.

WESTERN ONTARIO, COLLINGWOOD DIVISION.

HULL INSPECTION.

Name of Vessel.	Horse Power.	Class.	Wood, Iron or Steel.	Gross Tonnage.	Reg. Tonnage.	Where Built.	Where and how Employed.
Emperor.....	N.H.P. 199.33	Screw.....	Steel....	7,031	4,641	Collingwood, Ont.....	frt. and pass., all lakes and rivers.
Alley Clark.....	N. H. P. 29.06	"	Wood...	99	65	Collingwood, Ont.....	tug and pass., all lakes and rivers.
G. Whiz.....	H.P. 12	twin screw....	"	55	37	Hamlet, Sev- ern river....	pass., Sparrow lake and Sever. river.
Geronia.....	N.H.P. 184	"	Steel ..	2105	1,469	Collingwood, Ont.....	pass., Toronto and Quebec.
Dalhousie City.....	N.H.P. 115.63	Screw.....	"	1256	750	Collingwood, Ont.....	Pass., Toronto and Port Dal- housie.
Thomas R. Stover...	N.H.P. 27.3	"	"	94	45	Collingwood, Ont.....	Pass., tug at Blind river, Ont
Thos. J. Drummond	"	"	"	2201	1664	Dumbarton, G.B.....	Frt. and pass., all lakes and rivers.
				12841	8671		

S. D. ANDREWS,
Hull Inspector.

STATEMENT of steam vessels lost, broken up or laid up, as unfit for service, in the Dominion during the year ending March 31st, 1912, and where and how last employed.

WESTERN ONTARIO, COLLINGWOOD DIVISION.

HULL INSPECTION.

Name of vessel.	Where and how last employed.	Gross tonnage.	Class of vessel and reason of unfitness.
Turret Cape.....	Montreal to Fort William carry- ing frt.....	1827	Ser. frt., wrecked on lake Huron near Cove island.
Ahteek.....	Rafting tug at John Island.	29	Ser. pass. tug., burned near Rich- ards landing, Soo river.
Maud D.....	Midland and Parry Sound pass and freight.....	81	Ser. pass., supply boat burned at at dock Midland.
Wanita.....	Magnettawan river., pass and ing.....	44	Ser. tug., burned at dock at Burks Falls.
	Total.....	1984	

S. D. ANDREWS,
Hull Inspector.

STEAM vessels inspected for the year ended 31st March, 1912.

EASTERN ONTARIO, KINGSTON DIVISION

BOILERS AND MACHINERY.

Name of vessel.	Number of passengers allowed.	Date certificate expires.	Gross tons.	Class of vessel and where employed.
		1912.		
Scout		Mch. 9....	176	Twin ser., buoy boat, r. St. Lawrence.
Reserve.....		" 9....	49	Ser., tug, r. St. Lawrence.
James R. Langdon.....			2044	" frt., Great lakes.
Senator Derbyshire.....		Apr. 4....	1246	" " " "
Samuel Marshall.....		" 4....	772	" " " "
City of Hamilton.....	200	" 29....	1574	" Duluth and Quebec.
Pierrepont.....	382	" 13....	252	Pdl., Trenton and Prescott.
Prince Rupert.....		" 12....	1908	Ser., frt., Great lakes.
India.....		" 12....	977	" " " "
Simla.....		" 12....	1490	" " " "
Chieftain III.....		" 12....	355	Pdl., tug, r. St. Lawrence.
Glenmount.....		" 14....	1957	Ser., frt., Great lakes.
Rosemount.....		" 14....	1580	" " " "
Bartlett.....		" 13....	328	" tug, lake Ontario.
Windsor.....		" 14....	1962	" frt., Great lakes.
Advance.....		" 14....	1031	" " " "
Emerson.....		" 15....	277	" tug, r. St. Lawrence.
City of Ottawa.....	180	" 27....	1529	" Duluth and Quebec.
Biekerdike.....	8	" 17....	1515	" frt., Great lakes.
Nevada.....		" 17....	1276	" " " "
Seguin.....	25	" 18....	1141	" Duluth and Quebec.
Wolfe Islander.....	345	" 1....	224	Pdl., Trenton and Prescott.
City of Montreal.....	10	" 24....	1554	Ser., Great lakes.
Jeska.....		" 19....	189	" frt., lake Ontario and r. St. Lawrence.
Lloyd S. Porter.....		" 19....	489	" " Chicago and Quebec.
Aberdeen.....		" 1....	142	Ser. frt., lake Ontario.
Aletha.....	350	" 19....	171	" Brighton and Montreal.
Brookville.....	358	" 26....	191	" " " "
Madge.....		" 20....	7	" yacht, Bay of Quinte.
Alexandria.....	300	" 26....	863	Pdl., Charlotte and Quebec.
Water Lily.....		April 1....	95	Ser., frt., R. St. Lawrence.
Varuna.....	275	" 26....	134	" Brighton & Prescott.
Iona.....		" 22....	232	" Chicago and Quebec.
Bayfield.....		" 24....	276	T. ser., Survey steamer lakes.
Mary P. Hall.....		" 15....	104	" " " "
Mary.....		" 26....	54	" " " "
H. F. Bronson.....		" 26....	137	T. tug., Ser., R. St. Lawrence.
Sowards.....		" 27....	238	Ser., frt. lake Ontario
Navajo.....		" 27....	179	" " " "
Rideau King.....	100	" 28....	266	" Clayton & Ottawa.
Buena Vista.....	2752	" 28....	224	" Kingston & Ottawa.
Speedy II.....		" 15....	234	T. Ser., dredging service yacht lakes.
Ralph T. Holcombe.....		1911.	375	Ser., frt., lake Ontario.
Reindeer.....	85	Dec. 31....	58	" Prynors Cove & Napanee.
Florence.....		April 29....	7	" Fish tug bay of Quinte.
America.....	600	May 2....	521	Pdl. Trenton & Montreal.
Glide.....		" 1....	78	Ser., tug., R. St. Lawrence.
John Randall.....		" 4....	134	" lake Ontario & Rideau canal.
Yennek.....	40	" 3....	40	" Kingston & Prescott.
Caspian.....	500	" 10....	957	Pdl., lake Ontario R. St. Lawrence.
Lamonde.....	190	" 4....	86	Ser., Kingston & Prescott.
North King.....	525	June 19....	873	Pdl., lake Ontario & R. St. Lawrence.
City of New York.....			292	Ser., frt., lake Ontario.
Missisquoi.....	300	May 9....	151	" Trenton & Montreal.
Water Lilly.....	140	July 10....	54	" Trent valley canal.
Parthia.....		May 1....	198	Pdl., tug, R. St. Lawrence.
Trenton.....		" 15....	288	Dredge Trent canal.
A. B. Cooke.....		" 15....	34	Ser., tug of Quinte.
Quinte Chief.....		" 15....	264	Drill boat Trent canal.
Trent.....		May 15....	20	Pdl., Alligator Trent canal.
Dack.....		" 16....	18	Ser., Fish tug bay of Quinte.

SESSIONAL PAPER No. 23

STEAM vessels inspected for the year ended 31st March, 1912.

Name of vessel.	Number of passengers allowed.	Date certificate expires.	Gross tons.	Class of vessel and where employed.
		1912.		
Eva Belle.....		May 16.....	10	Ser., yacht bay of Quinte.
Kate.....		" 17.....	23	" " R. St. Lawrence.
City of Belleville.....	250	" 22.....	101	" Kingston & Morrisburg.
Ella C.....		" 15.....	10	" Fish patrol boat...
Navarch.....		" 15.....	20	" " " "
Wanakewan.....	125	June 8.....	68	" Ottawa & Hiawatha park.
Vernon, Jr.....		" 6.....	46	" yacht R. St. Lawrence.
Whirl.....		" 6.....	10	" " " "
Magedoma.....		" 6.....	138	" " " "
Rex.....		" 6.....	13	" " " "
John Milton.....		" 7.....	14	" tug " " "
George P.....		" 7.....	7	" " " "
Victoria.....	175	May 25.....	58	" Ottawa, Kingston & Prescott.
Tropic.....		June 7.....	9	" yacht Rideau canal.
Kilbernie.....		" 8.....	15	" " " "
St. Louis.....	140	May 25.....	35	" Kingston, Ottawa & Montreal.
Arrah Wanna.....	40	" 25.....	20	" Kingston & Ottawa.
Quinte Queen.....	345	June 9.....	203	" " Prescott.
Rideau Queen.....	100	July 4.....	351	" Clayton & Ottawa.
Norseman.....			651	" frt., Great lakes.
Westport.....		June 1.....	80	" Rideau canal.
Chas. Lyon.....	82	" 10.....	1658	Double Ser., Car ferry Prescott & Ogdenburg.
Vacuna.....		" 10.....	52	Ser., yacht R. St. Lawrence.
Dredge No. 3.....		" 21.....	108	Dredge Cornwall canal.
E. E. Frost.....		" 10.....	13	Ser., tug. " " "
Mary Ellen.....		" 10.....	20	" " " " "
Myra.....		" 10.....	73	" " R. St. Lawrence.
Jessie Bain.....	130	April 1.....	67	" Kingston & Prescott.
Capt. Hemens.....		July 1.....	35	Ser., tug., Rideau canal.
Mary Louise.....		Aug. 2.....	60	" frt. Rideau canal.
Gertie.....		" 10.....	21	" tug Cornwall canal.
Derrick Scow No. 13.....				" scow
Alert.....		" 10.....	50	" canal service boat.
Princess Louise.....	40	" 10.....	26	" Cornwall & Dundee.
R.M.C. No. 9.....		" 10.....	239	" Derrick Cornwall canal.
Wm. G. Fox.....			39	" tug R. St. Lawrence.
Dredge No. 5.....		" 10.....	303	Dredge St. Lawrence canal.
Umbria.....		" 10.....	43	" tug R. St. Lawrence.
Dredge Ottawa.....		" 10.....	220	Dredge R. St. Lawrence.
Michael Davitt.....		" 10.....	28	Ser., tug " " river.
F. G. No. 1.....			92	Drill. scow " " "
Donnelly.....		Sept. 1.....	319	Pdl., wrecking tug St. Lawrence R.
Saginaw.....		" 1.....	357	Ser., " " " "
Frontenac.....		" 1.....	111	" " " " "
Blue Bell.....		" 1.....	12	" yacht wrecking tug R. St. Lawren.
Wm. Johnson.....		" 1.....	95	" tug " " " "
Jopl.....		" 1.....	11	" yacht Rideau canal.
Prince Edward Ferry.....			18	Pdl. ferry bay of Quinte.
Lee.....			9	Ser., pass Rideau canal..
Wenonah.....		May 25.....	6	" yacht " " "
Aberdeen.....		Aug. 15.....	13	" Fish tugbay of Quinte
Jessie Forward.....			6	" " " "
M. & W.....		" 15.....	9	" tug R. St. Lawrence.
Bessie Butler.....		July 10.....	7	" Trent canal service.
Monarch.....	176	" 10.....	73	" " " "
Little Lake.....		" 10.....	50	Dredge Trent canal.
Arthemise.....		" 10.....	11	" tug " " "
Water Lily.....	140	" 10.....	54	" " " "
Rob Roy.....		July 10.....	12	Ser., yacht Trent canal.
Naiad.....		" 10.....	16	" fish patrol Trent canal.
Mermaid.....		" 10.....	11	" yacht Trent canal.
Ajax.....		" 10.....	33	" tug " " "
Maida Vale.....		" 10.....	19	" yacht " " "
Rainbow.....	210	" 10.....	56	" " " "

STEAM vessels inspected for the year ended 31st March, 1912.

Name of vessel.	Number of passengers allowed.	Date certificate expires.	Gross tons.	Class of vessel and where employed.
		1912.		
Rover.....		" 10....	19	Pdl., Alligator Trent canal.
Geneva.....	214	" 10....	92	Ser., " " "
Tuttsy.....		" 10....	9	" yacht " "
Empress.....	245	" 10....	85	" Trent canal.
Islinda.....	211	" 10....	54	" " " "
Mollie.....		" 10....	11	" yacht Trent canal
Dawn.....		" 10....	20	" tug " " "
St. Charles.....		" 10....	27	" " " "
Stoney Lake.....	295	" 10....	156	" " " "
J. B. McColl.....		" 10....	24	" tug " " "
Bobs.....		" 10....	12	" yacht " " "
Dickson.....		" 10....	16	" Alligator Trent canal
Myrtle.....		" 10....	5	" tug " " "
Lintonia.....	200	" 10....	59	" " Trent canal
Wawinet.....		" 10....	68	" yacht " " "
Maneta.....		" 10....	34	" pass " " "
Beaver.....		" 10....	34	" tug " " "
Wacouta.....	40	" 10....	33	" " " "
Island Lassie.....		" 10....	7	" yacht " " "
Dredge Simcoe.....		" 10....	214	" dredge Trent canal
Kawartha.....		" 10....	17	" tug " " "
Lake.....		" 10....	13	" " " "
Harwood.....		" 10....	23	" " " "
Dredge Fenelon.....		" 10....	146	" dredge " " "
Frank Fairen.....		July 10....	30	Drill boat Trent canal.
Beaver.....		" 10....	92	Pdl. tug " " "
Cora.....		" 10....	23	Ser., " " "
Charlie L.....		" 10....		Pdl., alligator " " "
Seugog.....		" 10....	6	Gasolene pass " " "
Marie Louise.....		" 10....	32	Ser., tug " " "
Baptiste.....		" 10....	8	Pdl. steam punt " " "
Lady of the Lake.....		" 10....	33	Ser., tug " " "
Bob Hall.....		" 10....	27	" " " " "
Alexandra.....		" 10....	105	" " " " "
Hattie Belle.....		" 10....	8	" " " " "
Grosbeak.....		" 10....	14	" " " " "
Sloth.....		" 10....	18	" " " " "
Dredge No. 8.....		" 10....	151	Dredge " " "
Drill boat No. 1.....		" 10....	51	Drill boat " " "
Drill boat No. 11.....		" 10....	28	" " " " "
Winnett.....		" 10....	22	Ser., tug " " "
Nitche.....		" 10....	19	" " " " "
Ott.....		" 10....	9	" yacht " " "
Ernie.....		" 10....	9	" tug " " "
Dredge Alfred.....		" 10....	89	Dredge " " "
Otonabee.....	444	" 10....	137	Twin ser., " " "
Rock breaker No. 1.....		" 10....	147	Marine rock breaker Trent canal.
Total.....			4,2709	

THOS. P. THOMPSON,
Steamboat Inspector.

SESSIONAL PAPER No. 23

STEAM vessels inspected in Canada, but registered elsewhere for the year ended March 31st, 1912.

EASTERN ONTARIO, KINGSTON DIVISION.

BOILERS AND MACHINERY.

Name of vessel.	Number of passengers allowed.	Date certificate expires.	Gross tons.	Class of vessel and where employed.
1912.				
Keystorm.....		April 22	1,673	Ser. frt. Great lakes.
Key West.....		" 22	1,725	Ser. frt. Great lakes.
Key Port.....		" 15	1,721	" " "
New Island Wanderer.....	350	" 13	123	" Lake Ont. and R. St. Lawrence.
1911.				
Wm. Armstrong.....		Oct. 28	181	" Ogdensburg and Prescott....
1912.				
Riverside.....	300	May 17	90	" Tibbetts Pt. and Ft. Covington.
Orizaba.....	125	April 28	76	" Cape V't. and Ft. Covington.
Island Belle.....	400	" 19	141	" Tibbetts Pt. and Ft. Covington.
News Bay.....	430	" 12	199	" Lake Ont and R. St. Lawrence.
St. Lawrence.....	750	June 6	312	Pdl. Cape Vincent & Ft. Covington.
Ramona.....	200	" 6	59	Ser. Tibbetts Pt. and Ogdensburg.
Sirius.....	50	May 12	22	" Cape Vincent and Ft. Covington.
Capt. Hemens.....	50	" 12	34	" Cape Vincent and Ft. Covington.
Miss Vanderberg.....		June 15	197	Double ser. ferry Prescott & Ogdensburg.
Aida.....	65	" 7	37	Ser. Tibbetts Pt. & Ft. Covington.
Uvira.....	47	" 16	44	" " "
H. P. Bigelow.....	75	" 22	46	" Cape Vincent and Ft. Covington.
Eloise.....		" 29	41	" ferry, Maddington and Morrisburg.
Algona.....	230	" 8	92	" Cape Vincent and Ft. Covington.
Castanet.....	175	July 13	54	" St. Lawrence river.
Nevada.....		April 17	1,276	" frt., Duluth and Quebec.....
			8,143	

THOS. P. THOMPSON,
Steamboat Inspector.

STEAM vessels not inspected for the year ended 31st March, 1912.

EASTERN ONTARIO, KINGSTON DIVISION

BOILERS AND MACHINERY

Wherenow.....	48	Ser. pass., not in commission.
Tenno.....	25	" yacht " "
Pearl.....	6	" " " "
White Star.....	9	" " " "
Macy.....	9	" tug " "
Geraldine.....	18	" yacht " "
Marmora.....	13	" pass., " "
Waterwitch.....	18	" tug " "
Donald.....	10	" yacht " "
Annie Lake.....	19	" pass., " "
Esturion.....	139	Pdl., " " "
D. Stewart.....	295	Dredge " "
John Hunter.....	32	Ser. tug " "
Total.....	641	

THOS. P. THOMPSON,
Steamboat Inspector.

3 GEORGE V., A. 1913

STATEMENT of the number of steam vessels added to the Dominion during the year ended March 31st, 1912, their class and horse power, whether of wood or iron, their gross and registered tonnage, where built, and where and how employed.

EASTERN ONTARIO, KINGSTON DIVISION.

BOILERS AND MACHINERY

Name of Vessel.	Horse power.	Class.	Wood, iron, or steel.	Gross tonnage.	Reg. tonnage.	Where built.	Where and how employed.
Buena Vista.....	13.5	Screw.....	Wood...	224	160	Kingston, Ont..	Pass., Kingston and Ottawa.
Capt. Hemens.....	2.4	Twin screw...	Steel...	35	22	Buffalo, N.Y...	Tug, Kingston and Ottawa.
Derrick Scow No. 13.....		No motive power.	Wood.....			Not registered.	Floating derrick Cornwall.
Wm. G. Fox.....	8.53	Screw.....	"	39	20	Buffalo, N.Y...	Tug St. Lawrence.
Charlie L.....	.83	Paddle.....	"			Not registered..	Alligator tug Trent canal.
Grosbeak.....	2.7	Screw.....	"	14	10	Hastings, Ont..	Alligator tug Trent canal.
Nitche.....	6.53	"	"	19	13	"	Alligator tug Trent canal.
Ott.....	2.40	"	"	9	6	"	Yacht, Trent canal.
Total.....	36.89			340	231		

THOS. P. THOMPSON,
Steamboat Inspector.

STATEMENT of steam vessels lost, broken up or laid up, as unfit for service, in the Dominion during the year ended March 31, 1912, and where and how last employed.

Name of vessel.	Where and how last Employed.	Gross Tonnage.	Class of vessel and reason of of unfitness.
Maple Leaf.....	Trent canal, tug.....	26	Screw hull used up.
Grenada.....	R. St. Lawrence, pass.....	57	" " broken up.
Chieftain III.....	R. St. Lawrence, pass, tug.....	355	Paddle, sunk in collision.
Total.....		438	

THOS. P. THOMPSON,
Steamboat Inspector.

STEAM vessels inspected for the year ended 31st March, 1912.

EASTERN ONTARIO, KINGSTON DIVISION.

HULL INSPECTION.

Name of vessel.	Number of passengers allowed.	Date certificate expires.	Gross tons.	Class of vessel and where employed.
1912.				
Sowards.....		April 13.....	238	Ser., frt., lake Ont. & St. Lawrence river
Pierpont.....		" 13.....	252	Pdl., pass., Trenton & Prescott.
Glenmount.....	382	" 14.....	1,957	Ser., frt., all lakes and rivers.
Advance.....		" 14.....	1,031	" " " "
Rosemount.....		" 14.....	1,580	" " " "
Simla.....		" 15.....	1,490	" " " "
India.....		" 15.....	976	" " " "
Prince Rupert.....		" 17.....	1,908	" " " "
Senator Derbyshire.....		" 17.....	1,246	" " " "
Samuel Marshall.....		" 17.....	772	" " Chicago & Quebec
Charles Lyons.....	82	" 18.....	1,658	" pass Prescott & Ogdensburg
Lloyd S. Porter.....		" 19.....	489	" frt., Chicago & Quebec.
Aletha.....	B.P. 350	" 19.....	171	" pass., Brighton & Montreal.
Jeska.....	P.M. 22	" 21.....	189	" frt., lake Ont. & R. St. Lawrence
Bickerdike.....	8	" 22.....	1,515	" pass lakes and rivers.
Iona.....		" 22.....	232	" frt., Chicago & Quebec.
Windsor.....		" 24.....	1,962	" lakes & rivers.
City of Montreal.....	200	" 24.....	1,554	" pass " "
Seguin.....	99	" 25.....	1,141	" " Duluth & Quebec.
Alexandria.....	300	" 26.....	863	Pdl., pass Charlotte & Quebec.
Brockville.....	B.P. 358	" 26.....	191	Ser., pass Brighton and Montreal.
	P.M. 225			
	B.P. 275			
Varuna.....	P.P. 200	" 26.....	134	" " " & Prescott.....
Navajo.....		" 27.....	179	" frt., lake Ont. & St. Lawrence river.
City of Ottawa.....	180	" 27.....	1,529	" pass., Duluth & Quebec...
Buena Vista.....	40	" 28.....	224	" Kingston and Ottawa.
Ralph T. Holcombe.....		" 28.....	375	" frt., Chicago & Montreal.
Rideau King.....	100	" 28.....	266	" pass Clayton & Ottawa.
City of Hamilton.....	200	" 29.....	1,574	" Duluth & Quebec.
America.....	T&I 600	May 2.....	521	Pdl., " Trenton & Montreal.
	I&M 400			
Yenneck.....	40	" 3.....	39	Ser., " Kingston & Prescott.
Lamonde.....	190	" 4.....	86	" " " "
1911				
Reindeer.....	85	Dec. 31.....	58	" " Prinysers C. Napanee.
1912				
Madge.....	10	May 5.....	7	" " Picton & Trenton.
	T&I 300			
	I&M 200			
Missisquoi.....	200	" 9.....	151	" " Trenton & Montreal.
Caspian.....	500	" 10.....	957	pdl., pass., L. Ont. & St. Lawrence R.
City of Belleville.....	250	" 22.....	101	Ser. pass., Kingston & Morrisburg.
Temiskamingue.....	225	" 26.....	295	" lake Temiskaming.
Jubilee.....	40	" 27.....	117	" " " "
City of Haileybury.....	40	" 27.....	38	" " " "
Silverland.....	40	" 27.....	92	" " " "
Meteor.....	289	" 29.....	299	" " " "
Orvil.....	10	" 30.....	7	" " Kippewa.
Emma Mae.....	40	" 30.....	57	" " " "
Highland Belle.....	40	June 1.....	5	" " Sturgeon falls French river.
Elgin L. Lewis.....	40	" 1.....	50	" " " "
Northern Belle.....	300	" 2.....	222	" " lake Nippissing.
Hazel B.....		not issued	40	" " " "
Northern Belle.....	300	" 2.....	222	" " lake Nippissing.
Hazel B.....		not issued	40	" " N.B. & Calendar.
Sparrow.....	40	June 3.....	38	" lake Nippissing.
Victoria.....	300	" 5.....	188	Pdl., pass Pembroke & DesJoachin.
D. B. Mulligan.....	40	" 5.....	77	Ser., pass Pembroke and Alumet Isle.
Mayflower.....	35	" 6.....	59	Pdl., " Barrys Bay & Havergal.
Opeongo.....	40	" 7.....	121	" " Chats lake & Arnprior.

STEAM vessels inspected for the year ended 31st March, 1912.

EASTERN ONTARIO, KINGSTON DIVISION

HULL INSPECTION

Name of vessel.	Number of passengers allowed.	Date certificate expires.	Gross tons.	Class of vessel and where employed.
1912.				
Norway Belle.....	40	June 7....	46	Pdl., pass., Sand Pt. & Murray bay.
Wanakewan.....	125	" 8....	68	Ser., " Ottawa & Hiawatha park.
Quinte Queen.....	345	" 9....	203	" " Brighton and Prescott.
Norseman.....		not issued	620	" frt., lakes & rivers.
North King.....	525	June 19....	873	Pdl., pass., L. Ont. St. Lawrence river.
Princess Louise.....	40	" 21....	26	Ser., pass., Cornwall & Dundee.
Victoria.....	{ R.O. 175 R.St.L.125 R.O. 140 }	May 25....	58	" " Ottawa Kingston & Prescott.
St. Louis.....	{ R.O. 75 R.St.L. 75 }	June 23....	35	" " " " Montreal,
Arrah Wanna.....	4	May 25....	20	" " " " "
Jessie Bain.....	130	April 31....	67	" " Prescott & Kingston.
1912				
Rideau Queen.....	100	July 4....	351	" " Clayton & Ottawa.
Wolfe Islander.....	345	April 1....	224	Pdl., " Trenton & Prescott.
Prince Edward Ferry.....	10	July 18....	18	" " Glenora & Adolphus town.
J. E. Cahill.....	10	not issued		" " Bryson & Chapeau.
A. Ladouceur.....	10	" "		" " Cal. Isle & Campbells bay.
Colonial.....	15	May 23....	47	Ser., " lake Kippewa.
Burwash.....	25	" 25....	45	pdl., " " "
Alice.....	15	" 25....	48	Ser., " " "
Zara.....	25	Aug. 1....	35	" " " Temiskaming.
Aileen.....	60	" 1....	38	" " " "
Prima.....	10	" 2....	8	" " Long lake & river.
Reliance.....	35	" 3....	19	" " Porcupine lake.....
Mattawapika.....	25	" 7....	12	" " " "
Champion.....	40	" 9....	42	" " Latchford & Pork rapids.
C. J. Booth.....	100	not issued	86	Pdl., " " "
St. Antoine.....	40	Aug 9....	30	Ser., " Pork & Flat rapids.
S. & Y.....	40	" 9....	26	" " " "
Wenona.....	40	" 29....	26	" " Flat rapids & Mt. Chute.
Gipsy.....	40	" 9....	35	" " Elk lake.
J. F. Booth.....	100	not issued	90	Pdl., " " " "
Adralexa.....	40	" "	20	Ser., " " " "
Agnes.....	40	" "	14	" " Flat river & Mt. Chute.
Bobs.....	40	Aug. 11....	38	" " lake Temagami.
Queen of Temagami.....	40	not issued	36	" " " "
Belle of Temagami.....	40	Aug. 11....	169	" " " "
Keego.....	25	not issued	23	" " " "
Sea Gull.....	150	June 1....	150	" " " "
Lee.....		not issued	9	" " Smiths falls & Rideau lake.
Total.....			33,021	

M. R. DAVIS,
Hull Inspector.

SESSIONAL PAPER No. 23

SSEAM vessels inspected in Canada but registered elsewhere.

EASTERN ONTARIO, KINGSTON DIVISION.

HULL INSPECTION.

Name of vessel.	Number of passengers allowed.	Date certificate expires.	Gross tons.	Class of vessel and where employed.
1912.				
Keystown.....		April 22	1,673	Ser., frt., lakes & rivers.
Nevada.....		" 25	1,276	" " Duluth & Quebec.
Keywest.....		" 27	1,725	" " lakes & rivers.
Keyport.....		" 27	1,721	" " "
New Island Wanderer.....	350	" 13.....	123	" pass R. St. Lawrence 15 M-on lake.
Newsboy.....	430	May 12	199	" " "
St. Lawrence.....	850	June 6	312	Pdl., pass., C. V. & Ft. Covington.
Ramona.....	200	" 6.....	57	Ser., " F.-Pt. & Ogdensburg.
Island Belle.....	400	April 19	89	" " Ft. Covington.....
Algoma.....	230	June 8	92	" pass C.V. & Ft. Covington.
Orizaba.....	125	April 28	76	" " " " "
Sirius.....	50	May 12	22	" " " " "
Miss Vandenbyrg.....		June 15	197	" " ferry, Prescott & Ogdensburg.
Wm. Armstrong.....		Oct. 28, 1911	181	" " " " "
Aida.....	65	June 7	37	" " F. Pt. & Ft. Covington.
Riverside.....	300	May 17	90	" " " " "
Uvira.....	47	June 16	44	" " " " "
Virginia.....	30	May 17	21	" " C. V. " "
H. P. Bigelow.....	75	June 22	46	" " Ogdensburg & other points.
Capt. Hemens.....	50	May 12.....	34	" " C.V. & Ft. Covington.
C. A. Jacques.....		" 6	2,105	" frt., lakes & rivers.
Eloise.....		June 29	40	" ferry pass Morristown & Waddington
Castanet.....	175	July 15	54	" pass Alex. bay & river points.
Total.....			10,214	

M. R. DAVIS,
Hull Inspector.

STEAM vessels not inspected for the year ended March 31, 1912.

EASTERN ONTARIO, KINGSTON DIVISION.

HULL INSPECTION.

Name of vessel.	Gross tonnage.	Registered tonnage.	Remarks. Why not inspected and class of vessel.
Ida E.....	285	136	Ser., frt., no application.
Bothnia.....	833	478	" " " "
Belleville.....	1,233	607	Pdl., pass., " "
Glengary.....	509	215	Ser., frt., " "
Osprey.....	6	4	" pass. tug, no application.
Abino.....	8	5	" " " "
Arabian.....	1,073	770	" frt., " "
John Rundall.....	166	76	" " remeasured and under tonnage.
Dack.....	18	12	" pass., no application.
Cardinal.....	237	140	" frt., " "
City of New York.....	292	199	" " " "
McPherson.....	57	36	" pass., tug, name changed to "Emma Mc."
Rosalind C.....	18	15	" " destroyed by fire.
Wherenow.....	48	26	" " not in commission.
Stranger.....	88	60	" " name changed to "Lamonde."
Temagami.....	18	12	" " not in commission.
Total.....	4,889	2,791	

M. R. DAVIS,
Hull and Equipments.
Inspector.

SESSIONAL PAPER No. 23

STATEMENT of the number of steam vessels added to the Dominion during the year ended March 31, 1912, their class and horse power, whether of wood or iron, their gross and registered tonnage, where built, and where and how employed.

EASTERN ONTARIO, KINGSTON DIVISION.

HULL INSPECTION.

Name of vessel.	Horse power.	Class.	Wood, iron, or steel.	Gross tonnage.	Reg. tonnage.	Where built.	Where and how employed.
Prince Rupert.....		Screw.....	Steel....	1,908	1,172	Glasgow.....	Frt., lakes and rivers.
Buena Vista.....		".....	Com- posite	224	160	Kingston.....	Frt. and pass., Kingston and Ottawa.
J. E. Cahill.....		Paddle.....	Wood }	No par- ticulars		Calumet island.	Ferry, Bryson and Chapeau.
A. Ladouceuer.....		".....	" }			Campbells bay.	Ferry, Calumet Isle, Camp- bells bay.
Reliance.....		Screw.....	" ..	19	16	Elk lake.....	Pass., Porcupine lake.
Total.....				2,151	1,348		

M. R. DAVIS,
Hull Inspector.

STATEMENT of steam vessels lost, broken up or laid up, as unfit for service, in the Dominion during the year ended March 31, 1912, and where and how last employed.

EASTERN ONTARIO, KINGSTON DIVISION.

HULL INSPECTION.

Name of vessel.	Where and how last employed.	Gross tonnage.	Class of vessels and reason of unfitness.
Norseman.....	Great lakes, freight.....	620	Screw, hull used up.
Rosalind.....	Lake Nipissing, pass.....	18	" destroyed by fire.
Total.....		638	

M. R. DAVIS,
Hull Inspector.

STEAM vessels inspected for the year ended March 31, 1912.

MONTREAL, P. Q., DIVISION.

BOILERS AND MACHINERY.

Name of vessel.	Number of passengers allowed.	Date certificate expires.	Gross tons.	Class of vessel and where employed.
1912.				
Longueuil.....	312	May 9....	365	Pdl., ferry, Montreal and Longueuil.
Boucherville.....	650	" 9....	419	" " " "
Victoria.....	250	" 16....	181	Ser., pass., Ottawa and Thurso.
Hebron.....		April 21....	149	" frt., lakes and rivers.
Roberval.....		Not issued	344	" " " "
Hall.....	40	May 11....	247	" " Ottawa and Montreal.
Ottawan.....	40	June 10....	311	" " " "
Scotsman.....	20	" 5....	265	" " " "
Rockland.....		April 26....	78	" tug, Ottawa river.
Cliffside.....		" 26....	68	" Government.
Fashion.....		Not issued	43	" " " "
Sir John.....		" "	"	" " " "
Blanche.....		" "	"	" " " "
Mina G.....		" "	"	" " " "
Deslile.....		" "	46	" " " "
Dredge Nipissing.....		" "		Dredge, " "
Dredge Challenge.....		" "		" " " "
Dredge No. 5.....		" "	206	" " " "
Dredge No. 3.....		" "		" " " "
G. H. Harris.....		April 28....	87	Ser., tug, Ottawa river.
Sir Hector.....		" 28....	40	" " " "
Florence.....		" 28....	62	" " " "
Dredge Mogul.....		" 28....	168	Dredge, " "
Honore.....		" 25....	22	Ser., tug, " "
Alexander Fraser.....		" 29....	320	Pdl., tug, upper Ottawa.
E. H. Bronson.....		" 29....	285	" " " "
Pollux.....		" 29....	88	Warp " " "
Castor.....		" 29....	88	" " " "
Hercules.....		" 29....	21	" " " "
C. B. Powell.....		May 1....	272	Pdl., " " "
D. B. Mulligan.....	40	" 1....	77	Ser., ferry, Pembroke and Camulet isl.
Victoria.....	300	June 5....	188	Pdl., pass., " and Des Joachins.
Glide.....		May 2....	80	Ser., tug, Ottawa river.
T. Osborne.....		" 2....	25	" " " "
Idler.....		" 2....	51	Sternwheel, tug, Ottawa river.
F. W. Avery.....		" 2....	14	Warp, tug, " "
Hercules.....		" 3....	45	Ser., " river.
Tim Doyle.....		" 3....	15	" " " "
D. P. Dey.....		" 3....	11	" " " "
Willie C.....		" 3....	8	" " " "
Lyon C.....		" 3....	40	" " " "
Dredge Central City.....		" 4....	181	Dredge, " "
Dredge Little Giant.....		" 4....	161	" " " "
Sand King.....		" 4....	158	Ser., frt., " "
Filgate.....	220	" 11....	425	Pdl., pass., Montreal and Cornwall.
Dredge Prince Ito.....		" 4....	473	Dredge, " "
Britannic.....	400	" 10....	428	Pdl., pass., Montreal and Brockville.
Mansfield.....	40	" 16....	169	Ser., ferry, Ottawa and Gatineau pt.
Loretta.....		" 8....	75	tug, Government.
Dolphin.....		" 8....	70	" Ottawa river.
G. B. Greene.....	600	" 16....	255	Pdl., pass., Deschenes lake.
Pattee H.....		" 8....	51	Ser., tug, " "
Mink.....		Not issued	14	Warp, tug " "
Albert.....		May 9....	269	Pdl., " " "
Opeongo.....	40	" 9....	121	" pass., Chats lake.
Dredge G. H. Johnston.....		" 9....	56	Dredge " "
Madawaska.....		" 9....	15	Waep, tug, " "
Amable du Fond.....		" 9....	17	" " " "
Hiram Robinson.....		" 10....	203	Ser., " " "
Hamilton.....		" 10....	320	Pdl., " " "
Samson.....		May 10....	15	Warp, tug Chats lake.
Norway Belle.....		June 7....	46	Pdl., ferry, Sand Pt. and Norway bay.

SESSIONAL PAPER No. 23

STEAM vessels inspected for the year ended 31st March, 1912.
MONTREAL, P. Q., DIVISION

BOILERS AND MACHINERY

Name of vessel.	Number of passengers allowed.	Date certificate expires.	Gross tons.	Class of vessel and where employed.
1912.				
Pembroke.....		May 10	194	Pdl., tug, Upper Ottawa.
Lorencia.....		" 11	346	Ser., pass., Montreal and Valleyfield.
Princess.....		" 9	527	Pdl., " " " Carillon.
St. Laurent.....		" 10	350	" ferry, Montreal and St. Helens island
Empress.....		June 7	678	" pass., " " Ottawa.
Dredge, Laurin & Leitch No. 1.....		May 16	297	Dredge.
Duchess of York.....		" 16	490	Pdl., pass., Montreal and Ottawa.
Ada.....		" 16	29	Ser., tug, Ottawa river.
Nile.....		" 16	96	" frt., " " "
Chummy.....		" 16	5	" tug " " "
Glen Isle.....		" 16	156	" frt., " " "
Agnes.....		" 17	15	" " Buckingham and High falls.
Mildred.....		" 17	15	" " " " "
Beauharnois.....		" 10	167	Pdl., pass., Montreal and Beauharnois.
Cecelia L.....		" 11	192	Ser., " " " Valleyfield.
Temiscamingue.....		" 26	295	" " " Lake Temiscaming.
Meteor.....		" 29	299	" " " " "
Silverland.....		" 27	92	" " " " "
City of Haileybury.....		" 27	38	" " " " "
Jubilee.....		" 27	117	" " " " "
Ville Marie.....		not issued	32	" " " " "
Alexandra.....		May 22	417	Pdl., tug, " " "
Lady Minto.....		" 22	403	" " " " "
Alert.....		" 22	53	Ser., tug, " " "
Beaver.....		not issued	13	Warp., " " "
Muskkrat.....		" "	35	" " " " "
Pontiac.....		" "	15	" " " " "
Dora.....		May 24	48	Ser., tug, Government.
Dredge Queen.....		" 24		" " " Government.
R. Hurdman.....		" 24	93	Ser., tug, lake Kippawa.
Emma Mac.....		" 24	57	" " " " "
Burwash.....	25	" 25	45	Warp., " " " "
Orvil.....	10	" 30	7	Ser., pass., " " "
Colonial.....	15	" 23	29	" " " " "
Emerald.....	195	" 26	385	Pdl., " Montreal and Papineauville.
Valleyfield.....	451	" 27	417	Ser., ferry " and St. Helens isle.
Rock Ferry.....		" 18	1454	" frt., rivers and lakes.
Richelieu.....	181	June 6	655	" pass., Montreal and Chambly.
Beaver.....		" 12	41	" tug, St. Lawrence river.
Charlemagne.....		" 15	76	" " " " "
Chaffey.....	34	May 18	42	" pass., Valleyfield and Lancaster.
Chateauguay.....	400	June 6	222	Pdl., " Montreal and King Edward park.
Anthemis.....	240	" 22	95	Ser., " Magog and Newport.
Pocahontas.....		not issued	56	" " lake Massawippi.
Lady of the Lake.....	670	June 22	607	Pdl., " Magog and Newport.
Robert Anglin.....		" 28	97	Ser., frt., rivers and canals.
May Flower.....	35	" 6	59	Sternwheel, pass., Barry's bay and Hav- ergal.
Dredge No. 4.....				Government.
Monaco.....		July 6	10	Ser., yacht, lake St. Louis.
Jeanne D'Arc.....	40	May 12	105	ferry, Lachine and Caughnawaga.
Isleway.....	15	June 7	14	" tug, lake St. Louis.
Ruth.....		July 14	36	" " Ottawa river.
Crescent.....		" 10	41	" yacht St. Lawrence river.
Eva.....	10	" 11	21	" ferry, Montebello and Alfred.
Bout de L'Isle.....	10	" 11	15	" " Calumet and L'Original.
1911				
Lib.....		Dec. 1	31	" tug, rivers and canals.
City of London.....		not issued	516	" pass., not put in commission.
Kenirving.....		July 19	145	Ser., frt., Ottawa river.
C. J. Booth.....		not issued	85	Pdl., pass., Montreal river.
A. Ferguson.....		July 24	35	Warp., tug, " " "

3 GEORGE V., A. 1913

STEAM vessels inspected for the year ended 31st March, 1912.

MONTREAL, P. Q., DIVISION

BOILERS AND MACHINERY

Name of vessel.	Number of passengers allowed.	Date certificate expires.	Gross tons.	Class of vessel and where employed.
		1912.		
Champion.....	40	Aug. 9 ...	42	Scr., pass., Montreal river.
Gow Ganda.....		July 25 ...	25	" tug, " "
S. & Y.....		not issued..	26	" " " "
Adrelia.....		" " ..	20	" " " "
Agnes.....		" " ..	14	" " " "
St. Antoine.....	40	Aug. 9 ...	30	" " " "
Gipsy.....	40	" 9 ...	35	" " " "
J. F. Booth.....		not issued..	90	Pdl., " " "
Wenona.....	40	Aug. 9 ...	26	Scr., " " "
Scotchman.....		July 28 ...	21	" tug, lake Temiscamingue.
Zara.....	25	Aug. 1 ...	35	" pass, lake " "
Aileen.....		not issued..	24	" " " "
Alice.....	15	May 23 ...	26	" " " Kippawa.
Prima.....	10	Aug. 2 ...	8	" " " Long.
Bobs.....	40	" 11 ...	38	" " " Temagami.
Belle of Temagami.....		" 11 ...	169	" " " "
Queen of Temagami.....	40	not issued..	36	" " " "
Kego.....		" " ..	23	" " " "
John.....	10	June 7 ...	34	Sternwheel, ferry, Pt. Fortune and Carillon.
Sogenada.....		Aug. 30 ...	65	Scr., tug, rivers and canals.
		1911		
Col. By.....		Dec. 1 ...	9	" " " "
		1912		
Nama.....		Oct. 17 ...	42	" yacht, St. Lawrence river.
Sir Hugh Allan.....	40	Sept. 8 ...	354	" pass., " "
Dredge Cadico No. 1.....		Nov. 1 ...	336	Dredge St. Lawrence river.
Total.....			20709	

WM. LAURIE,
Steamboat Inspector.

SESSIONAL PAPER No. 23

STEAM vessels inspected in Canada, but registered elsewhere for the year ended 31st March, 1912.

MONTREAL, P. Q., DIVISION.

BOILERS AND MACHINERY.

Name of vessel.	Number of passengers allowed.	Date certificate expires.	Gross tons.	Class of vessel and where employed.
		1912.		
Corunna.....		Apr. 17....	1269	Ser., frt., lakes and rivers
C. A. Jacques.....		May 6....	2105	" " "
Bornu.....	100	June 6....	3238	" pass., Canada and foreign ports.
Cruizer.....	40	" 20....	380	" " Montreal and Canadian "
Borgestad.....		Aug. 25....	3924	" frt., Montreal and foreign "
Sygn.....		Sept. 14....	3881	" " " "
Ocean.....		" 21....	4315	" " " "
Chr. Kundsén.....		Oct. 2....	3879	" " " "
Hero.....		" 17....	1714	" " " "
	Total.....		24704	

WM. LAURIE,
Steamboat Inspector.

STEAM vessels not inspected for the year ended 31st March, 1912.

MONTREAL, P. Q., DIVISION.

BOILERS AND MACHINERY.

Name of vessel.	Gross tonnage.	Registered tonnage.	Remarks. Why not inspected and class of vessel.
Archie Stewart.....	80	50	Ser., tug, not in commission
Wild Rose.....	10	6	" yacht " "
Geisha.....	20	13	" pass " "
Chance.....	5	2	" " " "
Spry.....	13	9	" " " "
Wanda.....	39	26	" " " "
Lena May.....	7	4	" " " "
Temagami.....	18	12	" " " "
Grain Elevator No. 2.....	170	170	" " " "
Grain Elevator No. 4.....	188	118	" " " "
Grain Elevator No. 6.....	170	107	" " " "
Grain Elevator No. 7.....	170	104	" " " "
Grain Elevator No. 10.....	173	107	" " " "
Grain Elevator No. 11.....	169	103	" " " "
Sea Flower.....	7	5	Ser. tug " "
Fleur de Mai.....	7	6	" " " "
Verva.....	55	37	" " " "
Annie C.....	6	4	" pass " "
Elsie.....	7	5	" " " "
Ruby.....	11	9	" " " "
Leon.....	15	12	" " " "
Queen.....	15	12	" tug " "
Lancaster.....	100	56	" frt., " "
Quebec.....	108	60	" " " "
W. P. Buckley.....	27	12	" tug, No application.
Alva.....	27	21	" " " "
Cologne.....	18	12	" " " "
Bonnechere.....	13	6	" " " "
Luciana.....	18	12	" " " "
W. J. Purpore.....	47	22	" " " "
Maggie R. King.....	27	18	" " " "
Frank Jackman.....	39	26	" " " "
Russel.....	76	45	" " " "
Aid.....	25	15	Sternwheel tug, No application.
Nokomis.....	25	17	Ser., yacht " "
White Squall.....	7	5	" " " "
Maggie May.....	29	20	" tug " "
Mudpout.....	34	25	" " " "
Gaeton.....	15	9	" " " "
Ida.....	247	153	" " " "
Lottie.....	12	8	" ferry " "
Total.....	2249	1397	

WM. LAURIE,
L. ARPIN,
Steamboat Inspectors.

SESSIONAL PAPER No. 23

STATEMENT of the number of steam vessels added to the Dominion during the year ended March 31, 1912, their class and horse power, whether of wood or iron, their gross and registered tonnage, where built, and where and how employed.

MONTREAL, P.Q. DIVISION.

BOILERS AND MACHINERY.

Name of Vessel.	Horse power.	Class.	Wood, iron, or steel.	Gross tonnage.	Reg. tonnage.	Where built.	Where and how employed.
Cecilia.....	4-8	Screw.....	Com- posite.	192	115	Valleyfield.....	Pass., Montreal & Valleyfield.
Glen Isle.....	4-8	".....	Wood...	156	95	Ottawa.....	Fft., Ottawa r.
Sir Hugh Allan.....	165.4	Twin screw.	Steel...	334	10	Barrow-in-Fur- ness.	Pass., St. Lawrence river.
Total.....	175			702	220		

WM. LAURIE,
Steamboat Inspector.

STATEMENT of steam vessels lost, broken up or laid up, as unfit for service, in the Dominion during the year ending March 31, 1912, and where and how last employed.

MONTREAL, P. Q. DIVISION.

BOILERS AND MACHINERY

Name of vessel.	Where and how last employed.	Gross tonnage.	Class of vessel and reason of unfitness.
Glengarry.....	Rivers and lakes, frt.....	732	Screw unfit for service.
Beatrice B.....	Lake Deschenes, pass.....	59	" " " "
Mahigama.....	Lake Temiscamingue, pass.....	20	" " " "
J. L. Murphy.....	Lake Chats, tug.....	173	" " " "
Filgate.....	St. Lawrence R., pass.....	425	Paddle, was burnt.
Total.....		1,409	

WM. LAURIE,
LOUIS ARPIN,
Steamboat Inspectors.

STEAM vessels inspected for the year ended 31st March, 1912.

MONTREAL, P. Q., DIVISION.

BOILERS AND MACHINERY.

Name of vessel.	Number of passengers allowed.	Date certificate expires.	Gross tons.	Class of vessel and where employed.
1912.				
Robert Mackay.....	82	June 6....	129	Ser. tug and pass., Montreal.
Derrick No. 6.....		April 12....	100	Derrick, Montreal harbour.
Dredge No. 4.....		" 12....	461	Dipper dredge, Montreal harbour.
Aberdeen.....	84	June 5....	87	Ser. tug and pass., Montreal harbour.
Dredge St. Louis.....		Not issued.		Dipper dredge, rivers.
Daisy.....				Ser. tug.
Derrick No. 5.....		April 18....	100	Derrick, Montreal harbour.
Derrick No. 4.....		" 18....	100	" " "
St. Peter.....	80	June 6....	66	Ser. tug and pass., Montreal harbour.
Alphonse Racine.....	105	" 5....	121	" " " "
Drill Boat.....		April 22....	100	Drill boat, rivers.
St. Louis.....		" 27....	40	Ser. tug, rivers.
Hector.....		" 27....	21	" " " "
Gerald R.....		" 29....	51	" " " "
Ray C.....		May 2....	29	" " " "
James Morgan.....		Not issued.	21	" " " "
Gilbert.....		May 4....	41	" " " "
W. F. McRae.....		Not issued.	46	" " " "
Dandy.....		May 4....	77	" " " "
Dredge John Kennedy.....		" 5....	359	Dipper dredge, Montreal harbour.
Derrick No. 3.....		" 5....	100	Derrick, "
Tug No. 1.....		" 6....	135	Ser. tug, "
Derrick No. 1.....		" 6....	100	Derrick, "
Frank Perew.....		" 11....	43	Ser. tug rivers and canals.
Allans No. 1.....		" 12....	280	Derrick Montreal harbour.
Victoria.....	40	" 12....	343	Ser. pass. Montreal and point Fortune.
Reliance.....		" 18....	220	" frt. Montreal and Valleyfield.
Sparrow.....	40	June 3....	38	" tug and pass. lake Nipissing.
Abino.....		Not issued.	8	Pass. and tug, lake Nipissing.
1912.				
Sea Gull.....	150	June 1....	150	Ser. tug and pass., lake Nipissing.
Gooding.....		Not issued.	10	Pdl. tug "
Ivy Clark.....		June 8....	28	Ser. tug, "
Elgin L. Lewis.....	40	" 1....		" pass., "
Wiawasa.....		Not issued.	62	Pdl. tug "
Highland Belle.....	40	June 1....	50	Ser. pass., "
Osprey.....		Not issued.	6	" " and tug, "
Northern Belle.....	300	June 2....	220	" " " "
Turtle.....		Not issued.	38	Pdl. tug "
King Edward.....		June 13....	24	Ser. " tug, lake Nosbonsing.
Hereules.....		Not issued.	15	" tug, lake Nosbonsing.
Hazel B.....		" "	40	" pass., lake Nipissing.
Tadenae.....		" "	9	" tug, Trout lake.
St. Louis.....	186	June 20....	428	Pdl ferry, Verdun and Latortue.
H.C.M. No. 15.....		July 10....	205	Ser. grain elevator Montreal harbour.
H.C.M. No. 17.....		" 10....	210	" " " "
H.C.M. No. 18.....		" 11....	210	" " " "
H.C.M. No. 9.....		" 12....	170	" " " "
H.C.M. No. 16.....		" 12....	205	" " " "
H.C.M. No. 14.....		" 12....	190	" " " "
Courier.....	8	June 8....	12	" tug and pass. Montreal harbour.
Adelia S.....		Not issued.	19	" lake Maskinonge.
Total.....			5,567	

LOUIS ARPIN,
Steamboat Inspector.

SESSIONAL PAPER No. 23

STEAM vessels inspected for the year ended March 31, 1912.

SOREL P. Q. DIVISION.

BOILERS AND MACHINERY.

Name of vessel.	Number of passengers allowed.	Date certificate expires.	Gross tons.	Class of vessel and where employed.
		1912.		
Vercheres.....	Reg. not complete.	April 13....	140.00	Gov't. ser., tug, attending light house St. Lawrence river.
Lotbiniere.....	"	" 16....	146.00	Gov't. ser., tug, attending dredge, St. Lawrence river.
Iberville.....	"	" 16....	122.00	Gov't. ser., tug, attending dredge, St. Lawrence river.
Lac St. Pierre.....	"	" 18....	158.00	Gov't. twin ser., tug, attending dredge, St. Lawrence river.
Portneuf.....	"	" 18....	93.00	Gov't. ser., tug, attending dredge, St. Lawrence river.
De Levis.....	"	" 18....	180.00	Gov't. twin ser., tug, St. Lawrence river.
Shamrock.....	"	" 18....	237.00	Gov't., attending buoys, St. Lawrence river.
Carmella.....	"	" 18....	63.00	Gov't. ser., tug, attending dredge, St. Lawrence river.
Contrecoeur.....	Reg. not complete.	" 19....	173.00	Gov't. twin ser., suction dredge, St. Lawrence river.
Dredge No. 8.....	"	" 19....	2,046.00	Gov't. twin ser., suction dredge, St. Lawrence river.
Dredge No. 9.....	"	" 19....	1,337.00	Gov't. twin ser., suction dredge, St. Lawrence river.
Frontenac.....	Reg. not complete.	" 19....	262.00	Gov't. twin ser., attending dredge, St. Lawrence river.
Prefontaine.....	130	" 19....	899.00	Gov't. twin ser., pass. and frt., Mont. and Quebec.
Dredge No. 4.....	Reg. not complete.	" 20....	603.00	Gov't. elevator dredge, St. Lawrence river.
Dredge No. 2.....	"	" 20....	576.00	Elevator dredge, St. Lawrence river.
Quebec.....	600	" 20....	3,498.00	Pdl., pass. and frt., Montreal and Quebec.
Cartier.....	Reg. not complete.	" 20....	97.00	Gov't. ser., tug, attending dredge, St. Lawrence river.
St. Irene.....	500	" 21....	2,094.00	Pdl., pass. and frt., Montreal and Chicoutimi.
Terrebonne.....	430	" 21....	636.00	Pdl., pass. and frt., Montreal and Sorel.
Murray Bay.....	500	" 21....	969.00	Pdl., pass. and frt., Montreal and Chicoutimi.
Belleville.....	295	" 21....	1,233.00	Pdl., pass. and frt., Montreal and Hamilton.
Dredge No. 5.....	Reg. not complete.	" 23....	566.00	Gov't. elevator dredge, St. Lawrence river.
John Young.....	"	" 23....	170.00	Twin ser., tug, Montreal harbour.
Maisonneuve.....	"	" 24....	26.00	Gov't. ser., patrol yacht, St. Lawrence and Ottawa river.
James Howden.....	"	" 25....	180.00	Gov't. twin ser., attending dredge, St. Lawrence river.
Alice.....	"	" 26....	67.00	Ser., tug, Montreal harbour.
Virginia.....	"	" 26....	146.00	Gov't. ser., patrol yacht, St. Lawrence and Ottawa river.
Alaska.....	"	" 26....	245.00	" " " "
Rival.....	"	" 27....	125.00	Pdl., tug, Sorel and Chambly river.
Dredge No. 1.....	Reg. not complete.	" 27....	409.00	Gov't. elevator dredge, St. Lawrence river.
Lucia.....	"	" 27....	41.00	Ser., tug, Montreal harbour.
Mathilda.....	"	" 28....	114.00	" " " "
Yvon.....	"	" 28....	28.00	" " " "
Dredge No. 4.....	Reg. not complete.	" 28....	576.00	Gov't. elevator dredge, St. Lawrence river.

STEAM vessels inspected for the year ended 31st March, 1912.

SOREL, P. Q., DIVISION

BOILERS AND MACHINERY

Name of vessel.	Number of passengers allowed.	Date certificate expires.	Gross tons.	Class of vessel and where employed.
		1912.		
Dredge No. 3.....	Reg. not complete	April 28....	529.00	Gov't elevator dredge, St. Lawrence river.
Emma L.....		" 29....	56.00	Scr., tug, Montreal harbour.
F. Dunprece.....		" 29....	114.00	" " "
Ethel.....		" 29....	71.00	" " "
J. O. Gravel.....		" 29....	197.00	" " and sea-going.
Prince Willie.....		" 29....	295.00	Spoon dredge, St. Lawrence river.
Alberta.....		" 29....	125.00	Twin scr., Sorel and Chambly river.
Spray.....		" 29....	107.00	Scr., tug, Montreal and Quebec.
Corrine.....		May 1....	23.00	" attending dredge, St. Lawrence river.
Pontiac.....		" †....	134.00	Spoon dredge, St. Lawrence river.
St. Pierre.....		" 1....	204.00	" St. Maurice river.
Maria.....		" 1....	31.00	Scr., tug, attending dredge, St. Lawrence river.
Montmorency.....		" 1....	28.00	Scr., tug, attending buoys, river.
Dredge No. 6.....		" 1....	171.00	Spoon dredge, Yamaska river.
St. Roch.....		" 1....	18.00	Scr., tug, attending dredge, Yamaska river.
Hudson.....		" 1....	158.00	Pdl., tug, Montreal and Quebec.
John Pratt.....		" 5....	166.00	Scr., tug, Montreal harbour.
O. Paul.....		" 6....	57.00	" " and Three rivers.
F. Paul.....		" 8....	18.00	" Sorel harbour.
Trois Rivières.....	1,150	" 9....	1,552.00	Pdl., pass., and frt., Montreal and Three rivers.
Lanoraie.....		" 10....	90.00	Gov't. scr. tug, attending dredge, St. Lawrence river.
Jessie Hume.....		" 11....	58.00	Gov't. scr., tug, attending dredge, St. Lawrence river.
Imperial.....	835	" 18....	1,098.00	Pdl., pass., Montreal and King Edward park.
Louiseville.....	360	" 19....	382.00	Pdl., pass., Montreal and King Edward park.
White Star.....	709	" 19....	629.00	Pdl., pass., Montreal and King Edward park.
Tadousac.....	500	" 19....	1,701.00	Pdl., pass., and freight, Montreal and Chicoutimi.
Montreal.....	660	" 20....	4,282.00	Pdl., pass., frt., Montreal and Quebec.
Allege.....		" 20....	73.00	Twin scr., coal barge, Montreal and King Edward park.
Rapids Prince.....	736	" 20....	1,384.00	Twin scr., Montreal and Brockville.
Rapids Qucen.....	750	" 20....	1,307.00	" " "
Florida.....	40	" 21....	201.00	" pass. and frt., Richelieu river.
Long Sault.....		" 23....	69.00	Scr., tug, Montreal and Ottawa river.
Sin Mac.....	10	" 3†....	322.00	" pass. and tug, all Canadian ports.
Berthier.....	550	June 8....	938.00	Pdl., pass. and frt., Montreal and Three rivers.
Dredge No. 7.....	Reg. not complete	" 8....	906.00	Gov't. suction dredge, Lac St. Pierre.
Zephyre P.....	10	" 8....	236.00	Twin scr., pass. and frt., Montreal and Batiscan.
Rhoda.....	300	" 8....	182.00	Pdl., pass., Montreal and King Edward park.
Rapids King.....	785	" 8....	1,800.00	Twin scr., pass., Montreal and Brockville.
J. A. Paul.....	183	" 8....	77.00	Scr., pass., Montreal and King Edward park.
Francois C.....	245	" 20....	125.00	Scr. pass., and frt., Sorel and Berthier.
Dredge No. 6.....		" 21....	603.00	Gov't. elevator dredge, St. Lawrence river.
Valeria.....	40	" 27....	57.00	Scr., pass and frt., Sorel and Berthier.
Ferdinand.....	40	" 27....	76.00	" " St. Antoine and Be-loeil.
Saguenay.....	500	July 6....	2,776.00	Twin scr., pass. and frt., Montreal and Chicoutimi.
Accomodation.....		" 6....	409.00	Twin scr., suction dredge, Montreal and Three rivers.

SESSIONAL PAPER No. 23

STEAM vessels inspected for the year ended 31st March, 1912.

SOREL DIVISION.

BOILERS AND MACHINERY.

Name of vessel.	Number of passengers allowed.	Date certificate expires.	Gross tons.	Class of vessel and where employed.
		1912.		
R. Paul.....		July 6....	61 00	Ser., frt., Montreal and Richelieu river.
Albert C.....		" 18....	17 00	" tug, Berthier and Three rivers.
Dredge Capital.....		" 19....	178	Spoon dredge, St. Lawrence river.
Luciana.....		" 19....	32 00	Ser., tug, attending dredge, St. Lawrence river.
Annette.....	Not issued	Aug. 1....	28 00	Gov't. twin ser., tug, attending dredge, St. Lawrence river.
Petit Jean.....	13	" 1....	16 00	Ser., gasoline, pass. and frt., Grandes Piles and La Tuque.
Alligator No. 1.....	Not issued	" 1....	20 00	Pdl., tug, on St. Maurice river.
La Tuque.....	"	" 1....	110 00	Twin ser., Grandes Piles and La Tuque.
Marie Louise.....	10	" 2....	6 00	Ser., ferry, Almaville and Shawinigan.
Glacial.....	130	" 3....	109 00	" " Three rivers and St. Angele.
Sorel.....	40	" 3....	158 00	Pdl., ferry, Three rivers and Nicolet.
Emilia.....		July 3....	62 00	Gov't. ser., tug, attending dredge, St. river.
Lady Grey.....		" 10....	733 00	Gov't. twin ser., ice-breaker and light house tender.
Stone Lift ^o No. 4.....	Reg. not issued	" 10....	98 00	Gov't. stone-lifter, St. Lawrence river.
Annie Barrett.....		Aug. 31....	42 00	Ser., tug., attending dredge, St. Maurice river.
L. Paul.....		Sept. 1....	23 00	Ser., tug, Sorel harbour.
Dredge St. Maurice.....	Not issued	" 1....	100 00	Gov't. spoon dredge, St. Maurice river.
Vermillion.....	40	" 6....	87 00	Twin ser., pass. and frt., Grandes Piles and La Tuque.
Verennes.....	Not. reg....	" 28....	86 00	Twin ser., attending dredge, St. Lawrence river.
Arthur.....		Nov. 28....	78 00	Pdl., tug., Sorel and Louiseville.
M. and F. M. No. 11.....		" 28....	759 00	Gov't. spoon dredge, St. Lawrence river.
Total.....			44,893 00	

F. X. HAMELIN,
Steamboat Inspector.

STEAM vessels not inspected for the year ended March 31, 1912.

SOREL, P. Q., DIVISION.

BOILERS AND MACHINERY.

Name of vessel.	Gross tonnage.	Registered tonnage.	Remarks. Why not inspected and class of vessel.
Cornwall.....	914.00	676.00	Pdl., pass., laid up, no application.
Beaupre.....	2,068.00	1,070.00	" " " "
High Rock.....	8.00	5.00	Ser., tug, " "
St. Louis.....	17.00	11.00	" " " "
Adelard.....	17.00	10.00	" " " "
Caroline.....	44.00	28.00	" frt. barge, no application.
Duke of York.....	144.00	Spoon dredge, "
Monitor.....	62.00	39.00	Ser., tug, removed out district...
Alpha.....	20.00	7.00	" " laid up, no application.
Dick.....	42.00	27.00	Pdl., tug, "
Samson.....	120.00	81.00	Twin ser., pass., laid up, no application.
Ottawa.....	Not reg.	Gov't. spoon dredge, removed out district.
Total.....	1,954.00	

F. X. HAMELIN,
Steamboat Inspector.

SESSIONAL PAPER No. 23

STATEMENT of the number of steam vessels added to the Dominion during the year ended March 31, 1912, their class and horse power, whether of wood or iron, their gross and registered tonnage, where built, and where and how employed.

SOREL, P. Q., DIVISION.

BOILERS AND MACHINERY.

Name of Vessel.	Horse power.	Class.	Wood, iron, or steel.	Gross tonnage.	Reg. tonnage.	Where built.	Where and how employed.
John Young.....	52-00	Twin Screw...	Steel.	170-00	77-00	Sorel	Tug. Montreal harbour and St. Lawrence river.
Albert C.....	3-30	Screw.....	Wood	17-00	26-00	Three Rivers...	Tug. Berthier and Three rivers, St. Lawrence.
John Pratt	42-2	"	Steel	166-00	77-00	Sorel.....	Tug. Montreal harbour and St. Lawrence river.
O. Paul.....	18-7	"	Wood	57-00	26-00	"	Tug. Three Rivers harbour and St. Lawrence river.
Long Sault.....	39-1	"	"	69-00	28-00	"	Tug. Montreal and Ottawa and St. Lawrence river.
Vernnes.....	52-0	Twin screw...	"	Not complete.	"	"	Gov't. tug. attd dredge. St. Lawrence r.
R. Paul.....	2-1	Screw.....	"	61-00	28-00	"	Steam barge, frt., Montreal, Chambly.
Saguenay.....	172-33	Twin screw...	Steel.	2,976-00	1,864-00	Govan, G. B....	Pass. and frt., Montreal and Chicoutimi.
M. & F. No. II.....	49-66	Spoon dredge.	"	759-00	487-00	Sorel	Dredging on the St. Lawrence for the Gov't.
		Reg't.	Not complete.				
Total.....				4,122-00	2,598-00		

F. X. HAMELIN,
Steamboat Inspector

3 GEORGE V., A. 1913

STATEMENT of steam vessels lost, broken up or laid up, as unfit for service, in the Dominion during the year ending March 31, 1912, and where and how last employed.

SOREL, P. Q., DIVISION.

BOILERS AND MACHINERY.

Name of Vessel.	Where and how last employed.	Gross tonnage.	Class of vessel and reason unfitness.
Cornwall.....	Pass., Montreal and Hamilton.	914·00	Pdl. wheel unfit for service, hull requires repairs for passengers.
Beaupre.....	Pass., Montreal and St. Anne Beaupre.	2,068 00	Pdl. wheel unfit for service, hull machinery and engine require repairs.
Chicoutimi.....	Pass., Quebec and Chicoutimi	992·00	Pdl. wheel still sunk on Richelieu river, part of machinery taken out.
Emile.....	Tug, rivers and canals.....	12·00	Ser., hull broken up, engine and boiler used in new construction. Albert C.
Total.....	3,986·00	

F. X. HAMELIN,
Steamboat Inspector.

SESSIONAL PAPER No. 23

STEAM vessels inspected for the year ended 31st March, 1912.

QUEBEC, P. Q., DIVISION.

BOILERS AND MACHINERY.

Name of Vessels.	Number of passengers allowed.	Date certificate expires.	Gross tons.	Class of vessels and where employed.
1912.				
Druid.....		April 6.....	503-00	T.S., buoy service.
Princess.....		May 5.....	542-00	S.S., fishery service.
Champion.....	440	" 25.....	481-00	Pdl., Quebec and Berthier.
Lady Evelyn.....		April 10.....	483-00	T.S., mail tender.
Anticosti Lgt. ship		May 8.....	396-00	S. ser. st n. Anticosti.
Natashquan.....	200	" 8.....	807-36	" Quebec and Labrador.
Eureka.....		" 7.....	169-74	" pilot tender.
Red island.....		April 8.....	152-00	Light ship at Red isl.
Lisgar.....		" 10.....	209-86	Ser. tug, Mtl. and gulf.
Lower Traverse.....		" 10.....	142-00	Light-ship at lower traverse.
Orleans.....	488	" 24.....	269-33	Ser. pass., Quebec and Orleans isl.
Alice.....	137	" 24.....	402-50	T. ser., quarantine service.
Monitor.....		" 13.....	61-59	Ser. tug river
Storm King.....		" 15.....	108-00	" " " and gulf.
Bell.....		" 15.....	81-85	" " " "
Frontenac.....	394	" 18.....	303-63	T. Ser. Quebec and St. Romuald.
Lady of Gaspe.....	125	" 18.....	1,182-02	" " " "
Gaspien.....	100	" 18.....	490-08	S.S. " "
Oswejatchie.....	Not registered.		40-58	Ser. Public Works tender.
Challenger.....		April 19.....	108-06	" tug, river and gulf.
Amethyst.....	20	" 17.....	1,495-39	" pass Mt., and gulf.
Lauzon.....	700	May 1.....	419-21	" ferry, Quebec and Levis.
John S. Thom.....		" 29.....	1,440-00	" car ferry, Quebec and Levis.
Levis.....	700	" 1.....	419-21	" ferry, Quebec and Levis.
Cascaedia.....	201	April 25.....	1,849-11	" Mtl. and gulf.
Rouville.....		" 25.....	301-47	" Marine and F. tender.
J. H. Hackett.....		" 25.....	117-07	" Mtl. and Father point.
Spray.....	30	June 2.....	21-02	" tender on steamer, Que.
Hope.....		April 26.....	19-17	" harbour tug, Quebec.
Foam.....		" 26.....	14-52	" " " "
Vera T.....		" 27.....	35-72	" " " "
St. Charles.....		April 27.....	28-81	Ser. tug, river.
South.....	400	May 1.....	291-44	Pdl. ferry, Quebec and Levis.
Scionda.....		" 2.....	77-60	Ser. tug, Gaspé.
North.....	450	" 6.....	291-44	Pdl. ferry, Quebec and Levis.
Florence.....		" 3.....	112-94	Tug, lake and gulf.
Canada.....	126	" 8.....	704-29	Ser. Campbellton and Gaspe.
St. Croix.....	545	" 2.....	505-60	Pdl., Quebec and St. Anne.
Etiolo.....	563	" 2.....	560-46	" " " Montreal.
Stephen D.....		" 11.....		
International.....	Not registered.			Dredge, Public Works Dept.
Edward Pyke.....		May 12.....	123-55	Ser. tug Saguenay river.
Kenogami.....		" 12.....	21-00	" " " river.
Lord Stratheona.....	46	" 23.....	494-58	Twin ser. lakes and gulfs.
William Hackett.....		" 22.....	125-98	Ser. tug, lake and Father point.
Contest.....	Not in commission.		231-29	Pdl., not in commission.
Marie Josephine.....	10	June 3.....	117-43	Ser. wrecking schooner.
Thor.....	40	" 3.....	322-48	Pdl., Montreal and Father point.
La Mouche.....	Not registered.			Ser. M. and F. Dpt. tender, Quebec.
Polana.....		June 6.....	295-98	Ser. Quarantine service.
Laurentian.....		May 26.....	355-02	Ser., lakes and gulf.
G.T.D.....		June 15.....	285-00	Wrecking schooner.
Champlain.....	110	" 19.....	522-00	Ser. ferry, riviere Ouelle.
Edward Alfred.....		July 12.....	139-23	Ser. tug, river Saguenay.
St. Anne.....	26	" 12.....	99-64	Pdl. ferry, Chicoutimi and St. Anne.
Marie Louise.....	23	" 12.....	99-45	Pdl. ferry Chicoutimi and Terres Rom- pus.
Saguenay.....	Not reg.			Alligator, P.W. Dpt.
Louis Joseph.....				T. ser. tug, Chicoutimi.
Le Colon.....		July 14.....	173-13	Pdl. tug, lake St. John.
Peribonca.....		" 14.....	178-79	Pdl. tug, lake St. John.

STEAM vessels inspected for the year ended 31st March, 1912.

QUEBEC, P. Q., DIVISION.

BOILERS AND MACHINERY.

Name of vessel.	Number of passengers allowed.	Date certificate expires.	Gross tons.	Class of vessel and where employed.
		1912.		
Arthur.....	5	July 15....	14-98	Ser. Roberval and St. Methode.
Nord.....	40	" 15....	55-67	Ser. Roberval and Mistassini.
Minogeh.....	10	" 15....	10-76	Ser. gasoline, lake St. John.
St. Henri.....	Not issued.		100-69	T. ser., Roberval and La Pipe.
Pikouagamul.....	36	" 17....	57-23	S.W. Roberval and Mistassini.
Lac St. Jean.....		" 17....	184-18	Dredge, P.W. Dept., lake St. John.
Marie Louise.....		" 17....	32-77	Ser. tug., lake St. John.
Algonquin.....		" 18....	335-00	Dredge, Saguenay river.
Chas. E. Armstrong.....		" 18....	48-86	Ser. tug, "
Jubilee.....	27	" 25....	24-78	" lake Megantic.
Campia.....		" 25....		" tug, lake Megantic.
Macannamac.....		Not issued.		" " Spider lake.
White Wing.....		"		" " lake St. Francis, not in commission.
Handicori.....		"		" " lake St. Francis, not in commission.
Montealm.....		July 8....	1,432-00	T. ser. ice-breaker....
Montmagny.....		" 27....	1,269-06	Ser. light house tender.
Fundy.....		Aug. 14....	731-99	Dredge, Quebec harbour.
Chas. A. Bernier.....		" 15....	29-73	Ser. tug, "
M. E. Hackett.....		" 16....	78-47	" "
Fred.....		Sept. 5....	24-44	" "
C. S. Parnell.....		" 7....	16-90	" "
Bella.....	40	" 11....	42-90	Pdl. ferry, Cross point.
Feankie H.....		" 11....	16-99	Ser. tug, Mission point.
Oak Bay.....		" 12....	26-66	Pdl. tug, Oak bay.
Bogan.....		Not reg.	19-27	Pdl. tug, New Richmond
Grace.....		Not issued.	24-18	Ser. tug at Gaspé.
Ex. Premier.....		"	8-31	" "
Susie.....		Sept. 16....	26-83	" "
Petit Demon.....		Not reg.		" at Bonaventure.
Grande Ligne.....		Sept. 18....	69-65	" "
Francis Lemoine.....		" 19....	232-00	Dredge "
Johanne H.....		Not issued	14-20	Ser. tug, at Quebec.
New Tug Hackett.....		Not reg.		" at Quebec harbour.
Marion Orwing.....		Oct. 9....	40-64	Ser. tug at Pabos.
J. Geo. W. Smith.....	Not issued.		23-80	" on lake Metapedia.
Muriel.....		Oct. 15....	64-37	" Saguenay river.
Iberville.....	Not issued.			Pdl. tug at Sault au Mouton.
St. Etienne.....		Oct. 18....	33-43	Ser. tug, Murray bay
Mahone.....	40	Nov. 2....	126-70	" ferry, Fraserville and Tadouac.
Pilot.....	560	" 10....	426-70	" " Quebec and Levis.
Polaris.....	518	" 20....	523-73	" " "
Colomb.....	660	" 25....	559-38	" " "
Plessis.....	660	" 27....	559-38	" " "
Queen.....	585	" 22....		" " "
Total.....			25,200-82	

JOS. H. FONTAINE,
Steamboat Inspector.

SESSIONAL PAPER No. 23

STEAM vessels inspected in Canada but registered elsewhere for the year ended 31st March, 1912.

QUEBEC, P. Q., DIVISION.

BOILERS AND MACHINERY.

Name of Vessel.	Number passengers allowed.	Date certificate expires.	Gross tons.	Tonnage dues and inspection fees paid.	Class of vessel and where employed.
		1912			
Carleton.....		April 13.....	1,350.60		Ser., s., lake & gulf.
Savoy.....	100	" 13.....	348.20	27.84	" " Mont. & gulf
Trinidad.....	268	June 29.....	259.20	207.28	" " & foreign.
Dunelm.....		July 5.....	2,318.96		" " lake gulf
Aranmore.....	100	Aug. 17.....	1,169.75	88.00	" " Mont. & Gulf.
Total.....			5,446.69	323.12	

JOS. H. FONTAINE,
Steamboat Inspector.

STEAM vessels not inspected for the year ended 31st March, 1912.

QUEBEC, P. Q., DIVISION.

BOILERS AND MACHINERY.

Name of vessel.	Gross tonnage.	Registered tonnage.	Remarks.
			Why not inspected and class of vessel.
Bird.....	280.38	173.74	Pdl., tug laid up
Marlo.....	5.00	4.00	Ser., " on lake no application.
Blanche.....	6.29	4.21	" " "
White Wing.....	17.34	11.79	" " laid up.
L'Ani.....	16.06	7.60	" " "
Frank N. McRae.....	19.00	10.00	" " "
Onteritz.....	17.65	12.00	" " "
Harold.....	7.18	5.89	" " "
Swallow.....	8.69	5.84	" " "
Misstasini.....	235.00	148.00	Pdl., " "

JOS. H. FONTAINE,
Steamboat Inspector.

3 GEORGE V., A. 1913

STATEMENT of the number of steam vessels added to the Dominion during the year ended 31st March, 1912, their class and horse power, whether of wood or iron, their gross and registered tonnage, where built, and where and how employed.

QUEBEC, P. Q., DIVISION.

BOILERS AND MACHINERY.

Name of vessel.	Horse power	Class.	Wood, iron or steel.	Gross tonnage	Reg. tonnage	Where built.	Where and how employed.
Cartier.....	141	T. Ser.....	Steel....	556	234	New Castle, G.B.	Lakes & gulf for Hydrographic survey.
Minouche.....	20	Ser., gasoline.	Wood...	11	7	Roberval, P. Q.	Passengers lake St. Jean.
Laurentian.....	649	" "	Steel....	355	155	Hull, G.B.....	Pass & frt., lakes & gulf
Polana.....	54	" "	296	86	" Kingston, Ont..	Grosse isle quarantine service.	
Louis Joseph.....	4 2	T. Ser....	Wood....	61	40	Ste. Anne Chicoutimi...	Saguenay river tug.
Oak Bay.....	5 4	paddle.....	"	26.66	23.42	Oak bay.....	Oak bay & Baie des Chaleurs.
Total.....				1305.66	545.42		

JOS. H. FONTAINE,
Steamboat Inspector.

STATEMENT of steam vessels lost, broken up or laid up, as unfit for service, in the Dominion during the year ending March 31, 1912, and where and how last employed.

QUEBEC, P. Q., DIVISION.

BOILERS AND MACHINERY.

Name of Vessel.	Where and how last employed.	Gross tonnage.	Class of vessel and reason of unfitness.
Amethyst.....	Pass and frt., Montreal and Gulf.....	1,495.29	Ser., steamer stranded and sunk.
Persia.....	pass and frt., St. Anne	765.64	" " converted into a barge
Alycon.....	" Chicoutimi.....	44.50	T. ser., broken up.
May.....	Tug.....	21.17	" " tug broken up.
Dot.....	".....	8.85	" " "
Marina.....	".....	32.46	Lost on the Gaspé coast.
Frank C. Batt.....	".....	32.90	" " " " " "

JOS. H. FONTAINE,
Steamboat Inspector.

SESSIONAL PAPER No. 23.

STEAM vessels inspected for the Year ended 31st March, 1912.

QUEBEC, MONTREAL AND SOREL DIVISION.

HULL INSPECTION.

Name of vessel.	Number of passengers allowed.	Date certificate expires.	Gross tons.	Class of vessel and where employed.
		1912.		
Druid.....		Apr. 6....	503	T. ser., attending buoys, St. Lawrence river.
Eureka.....	20	" 7....	170	Ser. Pilot's tender, Father point.
Lady Evelyn.....	85	" 10....	483	T. ser. pass. and mail tender, Rimouski.
Lady of Gaspé.....	125	" 12....	1,189	T. ser. pass and frt., Montreal and Gaspé.
Frontenac.....	394	" 13....	304	T. ser. ferry, Quebec and St. Romuald.
Amethyst.....	20	" 17....	1,495	Ser. pass and frt., Montreal and coasting.
Gaspesian.....	100	" 17....	490	" and frt., Montreal and Chaleur bay.
Shamrock.....		" 18....	237	" attending buoys, St. Lawrence river.
Lac St. Pierre.....		" 18....	158	T. ser., attending dredge St. Lawrence river.
De Levis.....		" 18....	181	" " "
James Howden.....		" 18....	180	" " "
Contrecoeur.....		" 19....	173	" " "
Frontenac.....		" 19....	262	" " "
Dredge No. 8.....		" 19....	2,046	" " "
Dredge No. 9.....		" 19....	1,337	" steam dredge "
Préfontaine.....	129	" 20....	899	" pass. and frt., Montreal and Quebec
François C.....	245	" 20....	126	Ser. ferry, Sorel and Berthier.
Quebec.....	600	" 20....	3,498	Pdl. pass., Montreal and Quebec.
St. Irene.....	500	" 20....	2,158	" and frt., Montreal and Chicoutimi.
Belleville.....	295	" 21....	1,239	Pdl. pass. and frt., Montreal and Hamilton.
Murray Bay.....	500	" 21....	969	Pdl. pass. and frt., Montreal and Chicoutimi.
Terrebonne.....	430	" 21....	636	Pdl. pass and frt., Montreal and Sorel.
Orleans.....	488	" 24....	269	Ser. ferry, Quebec and Orleans island.
Cascapédia.....	201	" 24....	1,849	" pass. and frt., Montreal and Pictou.
Alice.....	137	" 24....	403	Twin ser. pass. and frt., Quebec and Grosse isle.
Champion.....	440	" 25....	482	Pdl. pass. and frt., Quebec and Berthier.
Rouville.....		" 28....	301	Ser. lighthouses service Quebec and gulf.
South.....	400	May 1....	349	Pdl. ferry Quebec and Levis.
Lauson.....	700	" 2....	419	Ser. ferry "
Levis.....	700	" 1....	419	Ser. ferry "
Etoile.....	563	" 2....	560	Pdl. pass. and frt., Montreal and St. Anne de Beupre.
St. Croix.....	545	" 2....	506	" " "
Princess.....		" 5....	542	Ser. Gov't. Fisheries Protection service.
North.....	450	" 6....	289	Pdl. ferry, Quebec and Levis.
Natashquan.....	200	" 8....	991	Ser. pass. and frt., Montreal and Natashquan.
Canada.....	126	" 8....	704	" " Gaspé and Campbellton.
Anticosti.....		" 8....	396	" light ship, Anticosti island.
Trois Rivières.....	1,150	" 9....	1,448	Pdl. pass. and frt., Montreal and Three Rivers.
Princess.....	40	" 9....	527	" " " and Carillon
Emerald.....	195	" 9....	385	" " " and Ottawa river.
Longueuil.....	312	" 9....	365	" ferry, Montreal and Longueuil.
Boucherville.....	650	" 9....	419	" " and Boucherville.
Britannic.....	400	" 10....	428	" pass. and frt., Montreal and Brockville.
Ottawan.....	40	" 10....	311	" " " Ottawa.
Beauharnois.....	282	" 10....	167	Pdl. pass. and frt., Montreal and Beauharnois.
St. Laurent.....	542	" 10....	167	" ferry, Montreal and St. Helen isle.
Florida.....	25	" 11....	201	Twin ser. pass. and frt., Montreal and Richelieu river.

STEAM vessels inspected for the year ended 31st March, 1912.

QUEBEC, MONTREAL AND SOREL DIVISION.

HULL INSPECTION.

Name of vessel.	Number of passengers allowed.	Date certificate expires.	Gross tons.	Class of vessel and where employed.
		1912.		
Hall.....	40	May 11....	247	Ser. pass. and frt., Montreal and Ottawa
Filgate.....	220	" 11....	425	Pdl. " " Cornwall.
Laurencia.....	286	" 11....	346	Twin ser. pass. and frt., Montreal and Valleyfield.
Cecilia L).....	200	" 11....	192	Ser. pass. and frt. Montreal and Valley field.
Victoria.....	40	" 12....	343	Ser. pass. and frt., Montreal and Point Fortune.
Jeanne D'Arc.....	40	" 12....	105	" ferry, Caughnawaga and Lachine.
Valleyfield.....	450	" 12....	417	Twin ser. ferry Montreal and St. Helen island.
G. B. Greene.....	600	" 16....	255	Pdl. pass. and tug Aylmer and Lake Deschesne.
Victoria.....	260	" 16....	181	Ser. pass., Ottawa and Thurso.
Duchess of York.....	512	" 16....	490	Pdl. pass., Ottawa and Montebello.
Mansfield.....	40	" 16....	169	Ser. ferry, Ottawa and Gatineau point.
Agnes.....	31	" 17....	29	" pass. and frt., Buckingham and N.D. De La Sallette
Mildred.....	13	" 17....	15	" and tug, N. D. De Sallette and High Falls.
Rock Ferry.....		" 18....	1,454	" freight, St. Lawrence river and lakes.
Chaffey.....	34	" 18....	42	" ferry Valleyfield and Lancaster.
Reliance.....		" 18....	239	Ser. frt., Valleyfield and Montreal.
Louisville.....	360	" 19....	283	Pdl. ferry, Montreal and King Edward park.
White Star.....	700	" 19....	629	" " " "
Imperial.....	835	" 19....	1,098	" " " "
Tadoussac.....	500	" 19....	1,701	" pass and frt., Montreal and Chicoutimi.
Montreal.....	660	" 20....	4,282	" " " Quebec.
Rapid's Queen.....	756	" 20....	1,307	Twin ser. pass., Montreal and Brookville.
Rapid's Prince.....	736	" 20....	1,384	" " " "
Lord Strathcona.....	46	" 23....	455	Twin ser. pass. and tug, Montreal and foreign ports.31
King Edward.....		" 26....	355	" Customs revenue service.
John S. Thom.....		" 29....	1,440	Ser. cars transfer, Quebec and Levis.
Sin Mac.....	10	" 31....	322	" pass. and tug, Montreal and Canadian ports.
Spray.....	30	June 2....	21	" Quebec and harbour.
Marie Josephine.....	10	" 3....	117	" frt. Quebec river.
Thor.....	40	" 3....	323	Pdl. pass. and tug, Quebec and Murray bay.
Ferdinand.....	40	" 5....	76	Ser. pass. St. Antoine and Beloeil.
Scotsman.....	20	" 5....	265	" and frt., Montreal and Ottawa
Zephyre P.....	10	" 5....	237	Twin ser. pass. and frt., Montreal Batis-can.
Aberdeen.....	84	" 5....	87	Ser. pass. and tug, Montreal and harbour.
Alphonse Racine.....	105	" 5....	121	" " " "
Courier.....	9	" 6....	12	" " " "
Robert McKay.....	82	" 6....	129	" " " "
Chateauguay.....	400	" 6....	332	Pdl. ferry, Montreal and King Edward oark.
Richelieu.....	181	" 6....	782	" pass. and frt., Montreal and Riche-lieu river.
St. Peter.....	80	" 6....	66	Ser. pass. and tug, Montreal and harbour.
Empress.....	800	" 7....	678	" Montreal and Ottawa.
Isleway.....	15	" 7....	14	" passenger Montreal and river.
John.....	10	" 7....	12	" gasoline ferry, Point Fortune and Carillon.
Rhoda.....	500	" 8....	182	Pdl. ferry, Montreal and King Edward park.
J. A. Paul.....	183	" 8....	77	Ser. ferry, Montreal and King Edward park.
Berthier.....	550	" 8....	934	Pdl. pass. and frt., Montreal and Sorel.

SESSIONAL PAPER No. 23

STEAM vessels inspected for the year ended 31st March, 1912.

QUEBEC, MONTREAL AND SOREL DIVISION.

HULL INSPECTION.

Name of vessel.	Number of passengers allowed.	Date certificate expires.	Gross tons.	Class of vessel and where employed.
1912.				
Rapids King.....	785	June 8	1,501	Twin ser. pass., Montreal and Prescott.
Polana.....		" 9	296	Ser. quarantine service tender, Grosse Isle.
Champlain.....	110	" 19	522	" ferry, Riviere Ouelle and Murray bay.
St. Louis.....	156	" 20	428	Pdl. ferry, Verdun and La Tortu.
Anthemis.....	250	" 21	95	Ser. pass., Newport and Magog.
Pocahontas.....		not issued	56	" lake Massawipi.
Lady of the Lake.....	670	" 21	607	Pdl. pass., Newport and Magog.
Valeria.....	40	" 27	52	Ser. ferry, Sorel and Berthier.
Saguenay.....	500	July 6	2,777	Twin ser. pass., Montreal and Chicoutimi
Montcalm.....		" 8	1,432	" Ice-breaker and lighthouse service, Q and G.
Lady Grey.....		" 10	733	" breaker and Gov't light-houses services.
Ste. Anne.....	26	" 12	100	Pdl. ferry, Chicoutimi and Ste. Anne De Chicoutimi.
Marie Louise.....	33	" 13	99	" pass. and tug, Chicoutimi and Les Terres Rompu.
St. Henrie.....		not issued	101	Twin ser. pass., Roberval and La Pipe.
Minouche.....	10	July 15	11	Ser. gasoline pass., Roberval and tributaries.
Arthur.....	5	" 15	15	" pass. and tug, Roberval and St. Methode.
Nord.....	40	" 15	56	" and frt., Roberval and Peribonca.
Pikouagami.....	36	" 17	57	Stern wheel pass. and frt., Roberval and Mistassini.
La Jeannette.....	not reg.	not issued		Ser. gasoline, Chicoutimi and tributaries.
Eva.....	10	July 11	21	Pdl. ferry, Montebello and Alfred.
Bout de Lile.....	19	" 11	15	Ser. ferry, L'Original and Calumet.
Jubilee.....	27	" 25	25	" pass., Megantic and Woburn.
Montmagny.....		" 27	762	" Gov't. lighthouses service, Quebec and G.
La Tuque.....		not issued	110	" pass. and frt., Grandes Piles and La Tuque.
Vermillon.....	40	Aug. 1	87	Stern wheel, pass. and frt., Grandes Piles and La Tuques.
Petit Jean.....	13	" 1	17	Ser. gasoline, pass., Grandes Piles and La Tuque.
Marie Louise.....	10	" 2	6	" pass., ferry, Almaville and Shawinigan.
Glacial.....	130	" 2	109	" ferry, Three rivers and Ste. Angele.
Sorel.....	40	" 2	158	Pdl. pass. and frt., Three Rivers and Nicolet.
Sir Hugh Allan.....	40	Sept. 8	354	Twin ser. pass. and tug, Montreal and St. Lawrence river.
Mahone.....	40	" 14	127	Ser. pass. and frt., Riviere du Loup and river.
Bella.....	40	Sept. 11	43	Pdl. ferry, Campbelton and Cross point.
Pilot.....	560	Oct. 10	427	Ser. pass. and frt., Crane island and Montreal.
Polaris.....	518	" 20	533	Ser. pass and frt., Quebec and harbour.
Queen.....	585	" 21	367	" " " "
Colomb.....	660	" 25	559	" " " "
Plessis.....	660	" 27	559	" " " "
G. T. D.....	50	May 23	285	" river and gulf St. Lawrence.
Total.....			401,229	

PHILIPPE DUCLOS,
Hull Inspector.

STEAM vessels inspected in Canada, but registered elsewhere for the year ended 31st March, 1912.

QUEBEC, MONTREAL AND SOREL DIVISION.

HULL INSPECTION.

Name of vessel.	Number of passengers allowed.	Date certificate expires.		Gross tons.	Tonnage dues and inspection fees paid.		Class of vessel and where employed.
		1912.			\$	cts.	
Carleton.....		Apr. 13.....		1,350-60			Ser., frt., all lakes and rivers.
Savoy.....	100	" 13.....		348-20	27	84	" pass. and frt., Montreal and Sydney.
Corunna.....		" 27.....		1,269-34			Ser., frt., all lakes and rivers.
Bornu.....	100	June 6.....		3,237-77	259	04	" pass. and frt., Canada and foreign.
Aranmore.....	100	" 12.....		1,169-73	88	00	Ser., pass. and frt., Quebec and gulf.
General Wolfe.....		Not issued..		774-77			Ser., pass. and frt., Quebec and gulf.
Yioco.....		"		10-			Ser., pass., Newport and lake Memphremagog.
Dunelm.....		July 5.....		2,318-96			Ser., frt., all lakes and rivers.
Borgestad		Aug. 11.....		3,923-92			" " Montreal and gulf ports.
Sygnna.....		Sept. 14.....		3,881-20			" " " "
Ocean.....		" 21.....		4,314-82			" " " "
Hero.....		Oct. 17.....		1,714-09			" " " "
Total.....				24,316-40	374	88	

PHILIPPE DUCLOS,
Hull Inspector,

STEAM vessels not inspected for the year ended 31st March, 1912.

QUEBEC, MONTREAL AND SOREL DIVISION.

HULL INSPECTION.

Name of vessel.	Gross tonnage.	Registered tonnage.	REMARKS.	
			Why not inspected and class of vessel.	
Lottie.....	11-85	8-07	Ser., ferry, no application.	
Samson.....	119-17	81-17	Twin ser., pass., laid up.	
Ruteh.....	9-37	6-37	Ser., pass., laid up.	
Cornwall.....	914-02	575-84	Pdl., " "	
Transcontinental.....	9-0	6-0	Ser., " "	
Beaupré.....	2,068-09	1,070-20	Pdl., " "	
Mistassini.....	235-0	148-0	" " "	
City of London.....	515-77	293-98	Ser., " not running.	
Contest.....	273-84	103-59	Pdl., " "	
Roberval.....	343-53	157-00	Ser., frt., no application.	
Total.....	4,499-64	2,449-22		

SESSIONAL PAPER No. 23

STATEMENT of the number of steam vessels added to the Dominion during the year ended March 31st, 1912, their class and horse power, whether of wood or iron, their gross and registered tonnage, where built, and where and how employed.

QUEBEC, MONTREAL AND SOREL DIVISION.

HULL INSPECTION.

Name of vessel.	Horse power.	Class.	Wood, iron, or steel.	Gross tonnage.	Reg. tonnage.	Where built.	Where and how employed.
Cartier.....	141	Twin ser.....	Steel....	556	234	Newcastle, G.B.	Quebec and gulf for the Canadian Govt. works.
Minouche.....	20	Ser., gasoline	Wood...	11	7	Roberval, P.Q.	Pass., lake St. John.
Laurentian.....	64-09	Ser.....	Steel....	355	155	Hull, G.B.	Pass. and frt., Quebec and gulf.
Polana.....	54	"	"	296	86	Kingston, Ont.	Grosse isle Quarantine Service.
Louis Joseph.....	4-2	Twin ser.....	Wood...	61	40	Ste. Anne de Chicoutimi.	Tug, Saguenay river.
Saguenay.....	177	"	Steel....	2,777	1,865	Govan, Glasgow, G.B.	Pass. and frt., Montreal and Valleyfield.
Cecilia.....	48	Ser.....	Wood...	192	115	Valleyfield, P.Q.	Pass. and frt., Montreal and Valleyfield.
Sir Hugh Allan.....	196	Twin ser.....	Steel....	354	10	Barrow in Furness, G.B.	Pass. and tug, Montreal and river.
Rock Ferry.....	90	Ser.....	Wood...	1,454	716	Detroit, Mich., U.S.	Frt., all lakes and rivers.
Petit Jean.....	20	" gasoline	"	17	11	Unknown.....	Pass., Grandes Piles and la Tuques.
Total.....				6,073	3,238		

PHILIPPE DUCLOS,
Hull Inspector.

3 GEORGE V., A. 1913

STATEMENT of steam vessels lost, broken up or laid up, as unfit for service in the Dominion during the year ending 31st March, 1912, and where and how last employed.

QUEBEC, MONTREAL AND SOREL DIVISION.

HULL INSPECTION.

Name of vessel.	Where and how last employed.	Gross tonnage.	Class of vessel and reason of unfitness.
Filgate.....	Pass., Montreal and Cornwall.	424.71	Pdl. burned.
Amethyst.....	" and frt., Montreal and coasting.	1,495.29	Ser. stranded and sank.
Glengarry.....	Frt., Lake Ontario and Saguenay river.	494.92	" engine and boiler taken out and hull converted into a barge.
Persia.....	Pass., Quebec and St. Anne de Beaupre.	756.64	Ser., engine and boiler taken out and hull converted into a barge.
Chicoutimi.....	Pass., Montreal and Chicoutimi.	992.	Pdl. sank in Richelieu river.
Aleyon.....	Pass., Chicoutimi and Les Terres rompu.	44.50	Twin ser. broken up.
Total.....		4,208.06	

PHILIPPE DUCLOS,
Hull Inspector.

SESSIONAL PAPER No. 23

STEAM vessels inspected for the year ended 31st March, 192.

NOVA SCOTIA DIVISION.

BOILERS AND MACHINERY.

Name of vessel.	Number of passengers allowed.	Date certificate expires.	Gross tons.	Class of vessel and where employed.
1912.				
Dartmouth.....	500	Nov. 30	311-23	Ferry, Halifax harbour.
Sea Bird.....		Apr. 6	41-28	Scr. fishing, coasting.
Lady Sybil.....	150	" 7	676-25	" pass. and frt., coasting.
Clare.....		" 8	88-02	" frt., "
Robie M.....		" 11	66-57	" " "
Electra.....	40	" 28	106-96	" pass. and frt., "
Hiawatha.....	40	" 12	49-19	" " "
Scout.....		" 12	9-26	" " "
Arcadia.....	40	" 12	61-64	" " "
Northumberland.....		" 12	Not reg'd	" dredge, harbour.
Shannon.....		" 13	75-11	" tug, coasting.
Grand Manan.....	40	" 15	363-13	" pass., coasting.
Edna R.....		" 18	49-66	" fishing, coasting.
McNaughton.....		" 24	137-00	" tug, coasting.
Gertrude M.....	100	" 21	47-58	" pass. and frt., coasting.
Prince Albert.....	160	" 21	126-73	" " "
Dufferin.....	40	" 20	210-57	" " "
Kilkeel.....		" 25	252-27	" " "
Magdelen.....	22	" 30	134-59	" " "
John Irwin.....		" 30	302-65	" " "
Luxor.....	40	" 26	25-58	" gasoline, pass., Gabarus lakes, C.B.
Granville.....	40	" 29	139-86	" pass. and frt., coasting.
Amphitrite.....		" 29	149-45	" tug, coasting.
Aspy.....	140	" 29	215-35	" pass. and frt., coasting.
Heathcote.....		May 3	2,345-11	" frt., "
Bonavista.....	60	" 19	1,306-33	" pass. and frt., "
Liberty.....		" 6	96-21	" tug, "
Strathlorne.....	40	" 3	135-17	" pass. and frt., "
Isaac N. Veasey.....		" 3	88-96	" fishing, "
Hygeia.....	115	" 5	57-69	" ferry, Sydney harbour.
Weymouth.....	100	" 5	153-93	" " "
Alexandra.....	40	" 5	33-67	" " "
Peerless.....	300	" 5	94-27	" " "
Iona.....	40	" 5	54-27	" pass., Bras D'Or lakes.
Hilford.....		" 5	35-14	" frt., coasting.
Marion.....	400	" 5	478-49	" pass., Bras d'Or lakes.
Richmond.....	100	" 5	132-21	" " "
City of Ghent.....	40	" 8	195-64	" " coasting.
Chebucto.....	400	" 8	578-48	" ferry, Halifax harbour.
John L. Cann.....	113	" 10	165-55	" pass. and frt., coasting.
Salvor.....		" 13	44-93	" Halifax harbour.
Mikado.....	20	" 13	43-94	" pass., Halifax harbour.
Rona.....		" 15	70-00	" tug, Sydney harbour.
George McKenzie.....		" 15	No reg.	" dredge.
Hero.....		" 16	31-71	" tug, coasting.
Percy Cann.....	40	" 16	80-06	" pass. and frt., coasting.
Argus.....		" 16	26-74	" tug, Halifax harbour.
Prince Guy.....		" 15	261-00	" " coasting.
Halifax.....	450	" 17	1,874-88	" pass., "
Hugh D.....	25	June 18	70-72	" " "
Renwick.....		May 19	664-18	" frt., "
Goliath.....	15	" 20	146-83	" tug and pass., coasting.
Julius Wolff.....		" 23	24-01	" " "
Quincy.....		" 24	41-00	" " "
Brunswick.....	40	" 26	184-27	" pass., "
Willie K.....		" 26	19-85	" fishing, "
La Have.....		" 31	49-27	" tug, "
Boston.....	450	June 16	1,694-50	" pass., "
Island Gem.....		" 2	43-03	" fishing, "
Markland.....	40	" 2	21-90	" pass., "
Wanda.....		" 2	38-48	" fishing, "

STEAM vessels inspected for the year ended 31st March, 1912.

NOVA SCOTIA DIVISION.

BOILERS AND MACHINERY.

Name of vessel.	Number of passengers allowed.	Date certificate expires.	Gross tons.	Class of vessel and where employed.
		1912.		
Rotundus.....	40	June 27....	122.68	Scr. pass., Avon river.
Evelyn.....		" 27....	13.85	" tug, Avon river.
Chiquecto.....	40	" 27....	85.79	" pass., "
Diamond.....		" 27....	22.65	" tug, "
Parrsboro.....		" 27....	56.55	" " "
Falmouth.....		" 27....	43.03	" " "
Tourist.....	40	" 29....	15.07	" pass, Halifax harbour.
Cape Breton.....		April 19....	1,764.19	" frt., coasting.
John Hancock.....	40	July 6....	43.46	" pass., Annapolis basin.
Ruby L.....	40	" 7....	118.85	" " "
Margaretville.....		" 7....	107.31	" frt., coasting.
Port Wade.....	40	" 11....	16.89	" pass., "
George L.....	40	" 11....	61.06	" " Digby.
Moto.....	40	" 11....	15.04	" " "
Ida Lue.....	40	" 11....	44.51	" " coasting.
Leudovica.....	20	" 13....	16.72	" " "
Alfreda.....		" 13....	15.37	tug, "
Alice Maud.....		" 13....	44.84	" fish'g. "
La Tour.....	40	" 12....	154.43	" pass. "
Polly N. S.....	20	" 15....	8.00	" " Halifax harbour.
Pastime.....		" 15....	67.71	" tug, "
Mascotte.....	40	" 17....	35.40	" pass., Lunenburg harbour.
Trusty.....	40	" 17....	57.60	" " coasting.
Pekin.....	20	" 18....	84.91	" " "
D. D. Mann.....	40	" 18....	138.41	" " Shelbourne harbour..
Defiance.....		" 18....	37.79	" tug, coasting.
Coastguard.....		" 19....	72.23	" " "
Valinda.....		" 20....	117.25	" " Yarmouth harbour.
Hippolyta.....	40	" 21....	14.73	" " "
Oyama.....	40	" 19....	44.25	" pass., coasting.
Caecoua.....		April 30....	1,450.78	" frt foreign.
J. A. Mumford.....		June 17....	114.82	" tug, coasting.
Scotia.....	86	July 17....	376.09	Scr., pass., coasting.
Aberdeen.....		" 26....	674.00	" " "
Water Witch.....		" 26....	90.38	" water boat Halifax harbour.
Ralph E. S.....		" 29....	27.82	" fishing coasting.
Wampanoag.....	40	Aug. 1....	37.99	" pass., Sydney harbour.
Annie.....		" 4....	42.12	" water boat, Halifax harbour.
J. L. Nelson.....		" 5....	37.84	" tug; fishing coasting.
Thirty Three.....		" 5....	79.00	" " "
F. L. M. Paint.....	40	" 7....	88.18	" pass., "
Blue Hill.....	94	" 9....	195.33	" " Bras D'or lakes.
Pawnee.....	300	" 10....	106.80	" " coasting.
Fairy.....		" 11....	16.06	" water boat, Sydney harbour.
C. M. Winch.....		" 11....	87.72	" tug, Sydney harbour.
Maggie M.....		" 11....	65.78	" " coasting.
Nelson.....		" 11....	64.34	" fish'g, "
Marietta.....		" 12....	7.04	" " "
Vesta.....		" 12....	9.21	" " "
Volunda.....	40	" 12....	29.80	" pas., Mira gut.
Douglas H. Thomas.....	40	" 13....	211.91	" " coasting.
Olive.....	36	" 14....	35.49	" " "
Inverness.....		" 14....	66.98	" fish'g, "
Dawson.....		" 14....	37.25	" " "
Coban.....		" 18....	1,063.30	" " "
Malcolm Cann.....	86	" 18....	211.81	" pass., "
Anticosti II.....		" 23....	34.53	" fish'g, "
Wabana.....		" 11....	12.00	" tug, Sydney harbour.
Atlantic.....		" 30....	98.18	" fishing coasting.
Scotsman.....	40	Sept. 8....	140.67	" pass., "
Anita.....		" 11....	26.50	" fish'g, "
W. M. Weatherspoon.....		" 13....	59.29	" tug, "
Margaret.....	90	" 20....	194.62	" pass., "
Highland Mary.....		" 20....	73.73	Scr., tug, coasting.
Collector.....		" 22....	52.02	" " "

SESSIONAL PAPER No. 23

STEAM vessels inspected for the year ended 31st March, 1912.

NOVA SCOTIA DIVISION.

BOILERS AND MACHINERY.

Name of vessel.	Number of passengers allowed.	Date certificate expires.	Gross tons.	Class of vessel and where employed.
1912.				
Togo.....	40	Sept. 21....	97.31	Ser. pass., coasting
Yarmouth.....	450	Oct. 7.....	1,152.92	" "
Freddie V.....		" 7.....	26.69	" fishing coasting.
Westport III.....	40	" 13.....	140.01	" pass., "
Oneita.....		" 13.....	14.96	" fish'g "
Enterprise.....		" 13.....	23.50	" " "
Halifax.....	600	" 20.....	595.29	" ferry, Halifax harbour.
Samson.....		" 25.....	111.43	" tug coasting.
Robert G. Cann.....	100	" 31.....	265.09	" pass., "
La Have Packet.....		" 31.....	73.10	" irt., "
Cabot.....		" 13.....	465.02	" " "
A. W. Perry.....	250	Nov. 1.....	1,601.19	" pass., "
Rosemary.....		" 1.....	41.26	" fish'g "
Mabel K.....		" 1.....	15.20	" " "
Isaac N. Veasey.....		" 3.....	88.96	" " "
Sir Henry Harness.....		" 17.....	100.11	" tug, " "
Erl Grey.....		" 11.....	2,356.55	" pass., Charlottetown to Pictou.
Minto.....		" 11.....	1,089.86	" " "
La dy Laurier.....		Dec. 18.....	1,051.00	" buoy service coasting.
B. & M. Leblanc.....		" 8.....	32.88	" fishing, "
Delbert D.....		" 8.....	44.27	" " "
Amphitrite.....		" 16.....	149.45	" tug, "
Wasis.....		Feb. 13.....	480.47	" irt., "
Heathcote.....		" 28.....	2,535.57	" " "
Amelia.....		March.....	356.54	" pass., "
F. W. Roebling.....		" 15.....	161.97	" tug, "
Bridge Water.....		" 19.....	207.79	" " "
Cacouna.....		" 23.....	1,450.78	" irt., foreign.
Mary Jane.....		" 21.....	25.86	" fishing "
Salvor.....		" 23.....	44.93	" tug harbour..
Lenore.....		" 23.....	15.23	" fishing coast.
Sea Crest.....		" 25.....	18.01	" " "
Scotsburn.....	40	Dec. 19.....	223.72	" pass., "
Total.....			39,626.57	

NORMAN A. CURRIE,
Steamboat Inspector.
Halifax, N.S.

STEAM vesels inspected in Canada, but registered elsewhere for the year ended 31st March, 1912.

NOVA SCOTIA DIVISION.

BOILERS AND MACHINERY.

Name of vessel.	Number of passengers allowed.	Date certificate expires.	Gross tons.	Tonnage dues and inspection fees paid.	Class of vessel and where employed.
		1912		\$ cts.	
Rosalind.....	195	Jan. 25....	2,567.70	205 44	Scr., pass foreign.
Prince Arthur.....	600	April 15....	2,041.44	163 28	" " "
Prince George.....	600	" 15....	2,040.14	163 20	" " "
Sokoto.....	79	" 26....	3,091.92	247 35	" " "
St. Pierre Miquelon.	60	" 20....	844.95	67 60	" " "
Prince Rupert.....	600	" 15....	1,158.44	92 64	" " "
Invermore.....	318	May 5....	974.96	78 00	" " coasting
Morien.....		" 31....	834.02		" frt., "
Seal.....	20	" 18....	607.73	48 64	" pass. "
Annetta.....	12	June 12....	1,293.52	103 52	" " "
Bella.....	12	" 14....	1,272.44	101 76	" " "
Amelia.....	12	" 20....	1,271.21	101 68	" " "
Oruro.....	90	Sept. 13....	1,919.07	153 52	" " foreign
Ocamo.....	75	Oct. 14....	1,826.54	146.16	" " "
Norhilda.....		Nov. 2....	1,174.64		" frt., "
Boston.....	50	" 3....	1,168.05	93 44	" pass., "
Florizel.....	250	" 28....	3,081.00	246 48	" " "
Anita.....	50	Dec. 13....	1,172.11	93 76	" " "
		1913			
Rossano.....		Feb. 7....	3,728.76		" frt., "
Rosalind.....	195	March 7....	2,567.70	205.44	" pass., "
Total.....			34,636.34	2,311 91	

NORMAN A. CURRIE,
Steamboat Inspector.
 Halifax, N.S.

SESSIONAL PAPER No. 23

STEAM vessels not inspected for the year ended 31st March, 1912.

NOVA SCOTIA DIVISION.

BOILERS AND MACHINERY.

Name of vessel.	Gross tonnage.	Registered tonnage.	Remarks. Why not inspected and class of vessel.
Nereid.....	12-24	8-33	Laid up.
Dolphin.....	8-07	3-66	"
Juno.....	5-84	5-84	"
Heremos.....	8-21	3-80	"
Alpha.....	61-20	42-19	"
Advocate.....	60-98	49-54	"
Alert.....	105-39	63-32	"
Zaidee.....	18-62	12-87	"
Vesta.....	9-21	5-40	"
Commodore.....	12-84	7-67	Not ready for inspection.
Gambrinus.....	28-63	19-55	"
Judge Moore.....	36-44	24-71	Laid up.
Arthur W.....	35-76	33-20	Not ready for inspection.
Captor.....	21-85	16-77	"
Miner.....	49-60	33-86	"
Daphne.....	11-21	7-27	Laid up...
Dredge No. 1.....	152-54	152-54	Over hauling.
Dredge No. 2.....	163-60	163-60	"
Etang.....	138-79	138-79	Laid up.
Golden City.....	35-27	25-94	"
Tyrian.....	1,038-57	667-07	Not ready for inspection.
Amherst.....	137-51	93-51	Laid up.
Chester.....	79-50	36-00	"
Kinburn.....	168-12	79-33	"
Wren.....	134-58	44-09	Not ready for inspection.
Minoca.....	110-00		"
Total.....	3,361-23	2,091-65	

NORMAN A. CURRIE,
Steamboat Inspector.

3 GEORGE V., A. 1913

STATEMENT of the number of steam vessels added to the Dominion during the year ended March 31st, 1912, their class and horse power, whether of wood or iron, their gross and registered tonnage, where built, and where and how employed.

NOVA SCOTIA DIVISION.

BOILERS AND MACHINERY.

Name of vessel.	Horse power.	Class.	Wood iron, or steel.	Gross tonnage.	Reg. tonnage.	Where built.	Where and how employed.
Luxor.....	3-02	Gasoline.....	Wood...	25-58	16-14	Mahone Bay, N. S.	Screw passenger Louisburg Gabarus.
Seal.....	85-2	Steam.....	Steel...	607-73	277-12	Glasgow, G. B.	Screw passenger frt. coasting.
Julius Wolff.....	9-6	"	Wood...	24-01	12-92	Lubec, U.S.A.	Screw tug, coasting.
Quincy.....	16-6	"	" ..	41-00	13-39	" ..	Ser. tug coasting
Polly N. S.....	2-3	Gasoline.....	" ..	8-00	6-00	Little Tancook, N. S.	Screw excursion Halifax har- bour.
Hippolyta.....		"	" ..	14-73	12-66	Port Clyde, N. S.	Screw excursion Yarmouth har- bour.
Valinda.....	16-4	Steam.....	" ..	117-25	56-24	Liverpool, N.S.	Screw freight coasting.
Halifax.....	48-00	"	Steel...	595-29	267-88	Old Kilpatrick, G.B.	Screw ferry Ha- lifax harbour.
Robert G. Cann.....	41-6	"	Wood...	265-09	99-26	Shelbourne, N. S.	Ser. passenger, coasting.
Sir Henry Harness.....	16-6	"	Steel...	100-11	59-15	East Cowes, G. B.	Ser. tug coast- ing.
Delemon Leblanc.....	1-06	Gasoline.....	Wood...	10-00	9-00	Wedgeworth, N.S.	Screw fishing coasting.
Total.....				1,738-79	829-76		

NORMAN A. CURRIE,
Steamboat Inspector.

STATEMENT of steam vessels lost, broken up or laid up, as unfit for service, in the Dominion during the year ended March 31st, 1912, and where and how last employed.

NOVA SCOTIA DIVISION.

Name of vessel.	Where and how last employed.	Gross tonnage.	Class of vessel and reason of unfitness.
Harlaw.....	Pass. frt. and coasting...	451-36	Screw steam passenger, total loss.
John Irwin.....	"	302-65	" freight.. "
Electra.....	"	106-96	" passenger "
Bonavista.....	"	1,306-33	"
Total.....		2,167-28	

NORMAN A. CURRIE,
Steamboat Inspector.

SESSIONAL PAPER No. 23

STEAM vessels inspected for the year ended 31st March, 1912.

NOVA SCOTIA DIVISION.

HULL INSPECTION.

Name of vessel.	Number of passengers allowed.	Date certificate expires.	Gross tons.	Class of vessel and where employed.
		1911		
Dartmouth.....	500	Nov. 30	311-23	Paddle pass. ferry Halifax harbour.
		1912		
Sea Bird.....	40	April 6	44-23	Screw pass., coasting.
Lady Sybil.....	150	" 7	676-20	" passenger and freight coasting.
Electra.....	40	" 28	106-96	" " " "
Hiawatha.....	40	" 12	49-19	" " " "
Arcadia.....	40	" 12	61-14	" " " "
Grand Manan.....	40	" 15	363-13	" passenger coasting.
Gertrude M.....	100	" 21	47-58	" passenger and freight coasting.
Prince Albert.....	160	" 21	126-73	" " " "
Dufferin.....	40	" 20	210-57	" " " "
Kilkeel.....	"	" 25	252-27	" freight coasting.
Magdalen.....	22	" 30	134-59	" passenger and freight coasting.
Luxor (gasoline).....	40	" 26	23-53	" passenger harbour.
Granville.....	40	" 29	139-45	" " and freight coasting
Aspy.....	140	" 29	215-35	" " " "
Bonavista.....	60	May 19	1,306-33	" " " "
Strathlorne.....	40	" 3	135-17	" " " "
Hygeia.....	115	" 5	57-69	" ferry Sydney harbour.
Weymouth.....	100	" 5	153-93	" " and freight coasting.
Alexandra.....	40	" 5	33-67	" " Sydney harbour.
Peerless.....	300	" 5	94-27	" " " "
Iona.....	40	" 5	54-27	" " Bras d'Or lakes.
Marion.....	400	" 5	473-29	" " " "
Richmond.....	100	" 5	132-21	" " " "
City of Ghent.....	40	" 8	193-64	" " pass., coasting.
Chebucto.....	400	" 5	573-49	" ferry Halifax harbour.
John L. Cann.....	113	" 10	163-35	" passenger and freight coasting.
Mikado.....	20	" 13	43-94	" " Halifax harbour.
Percy Cann.....	40	" 16	80-06	" " and freight coasting.
Prince.....	"	" 15	"	" " " "
Halifax.....	450	" 17	1,874-88	Screw passenger coasting.
Hugh D.....	25	June 15	79-72	Screw passenger and freight coasting.
Goliath.....	15	" 20	146-83	" " tug coasting.
Renwick.....	"	May 19	664-18	" freight coasting.
Brunswick.....	40	" 26	184-27	" passenger coasting.
Boston.....	450	June 16	1,694-50	" " " "
Markland.....	40	" 16	43-03	" " Yarmouth harbour.
Rotundus.....	40	" 27	122-60	" " Avon river
Chignecto.....	40	" 27	86-19	" " " "
Tourist.....	40	" 29	15-07	" " Halifax harbour.
Cape Breton.....	"	April 19	1,764-19	" freight coasting
John Hancock.....	40	July 6	43-46	" passenger Annapolis basin.
Ruby L.....	40	" 7	118-85	" " " "
Port Wade.....	40	" 11	16-89	" " Digby harbour.
George L.....	40	" 11	61-06	" " " "
Moto.....	40	" 11	15-04	" " " "
Ida Lue.....	40	" 11	44-51	" " coasting.
Leudovica.....	20	" 13	16-72	" " " "
Latour.....	40	" 12	154-43	" " " "
Polly N. S.....	20	" 15	6-00	" " Halifax harbour.
Mascotte.....	40	" 17	35-40	" " Lunenburg harbour.
Trusty.....	40	" 17	57-60	" " coasting.
Pekin.....	20	" 18	84-91	" " " "
D. D. Mann.....	40	" 18	138-41	" " Lockport harbour.
Hippolyta.....	40	" 21	14-73	" " Yarmouth harbour.
Oyama.....	40	" 19	44-25	" " Barrington harbour.
Cacouna.....	"	April 30	1,450-78	" freight foreign.
Scotia.....	86	July 17	376-09	" passenger coasting.
Wamponoag.....	40	Aug. 1	37-19	" " Sydney harbour.

SESSIONAL PAPER No. 23

STEAM vessels inspected for the year ended 31st March, 1912.

NOVA SCOTIA DIVISION.

HULL INSPECTION.

Name of vessel.	Number of passengers allowed.	Date certificate expires.	Gross tons.	Class of vessel and where employed.
1912				
F. L. M. Paint.....	40	Aug. 7....	88.18	Ser., passenger, coasting.
Blue Hill.....	94	" 9....	195.33	" " Bras d'Or lakes.
Pawnee.....	300	" 10....	106.80	" ferry Sydney harbour.
Volunda.....	40	Aug. 12....	29.80	Ser., pass., Mira river.
Douglas H. Thomas.....	40	" 13....	211.91	" " tug, coasting.
Olive.....	39	" 14....	35.49	" " "
Malcolm Cann.....	86	" 18....	211.18	" " "
Coban.....	"	" 18....	1,063.30	" frt., "
Scotsman.....	40	Sept. 8....	140.67	" pass., "
Margaret.....	90	" 20....	194.62	" " "
Togo.....	40	" 21....	97.31	" " tug, "
Yarmouth.....	450	Oct. 7....	1,152.92	" " "
Westport III.....	40	" 13....	140.01	" " "
Halifax.....	600	" 20....	593.29	" ferry, Halifax harbour.
Robert G. Cann.....	100	" 31....	265.09	" pass., coasting.
Cabot.....	"	" 13....	465.02	" frt., "
A. W. Perry.....	250	Nov. 1....	1,601.19	" pass., "
Earl Grey.....	"	" 11....	2,356.55	" Govt. boat.
Minto.....	"	" 11....	1,089.86	" " "
Lady Laurier.....	"	Dec. 18....	1,051.00	" " "
1913.				
Wasis.....	"	Feb. 13....	480.47	" frt., coasting.
Heathcote.....	"	" 29....	2,535.57	" " "
Amelia.....	40	Mar. 3....	356.54	" pass., "
F. W. Roebbing.....	"	" 15....	161.97	" " tug, "
Bridgewater.....	"	" 19....	207.79	" frt., "
Cacouna.....	"	" 23....	1,450.78	" " foreign.
1912				
Scotsburn.....	40	Dec. 19....	223.72	" pass., coasting.

A. McDOUGALL,
Hull Inspector.

SESSIONAL PAPER No. 23

STEAM vessels inspected in Canada but registered elsewhere, for the year ended 31st March, 1912.

NOVA SCOTIA DIVISION.

HULL INSPECTION.

Name of vessel.	Number of passengers allowed.	Date certificate expires.	Gross tons	Tonnage dues and inspection fees paid.	Class of vessel and where employed.
		1912.			
Rosalind.....	195	Jan. 25....	2,367 70	\$ 205 44	Ser., pass., foreign.
Prince Arthur.....	600	April 15....	2,041 44	163 28	" " "
Prince George.....	600	" 15....	2,040 14	163 20	" " "
Sokoto.....	79	" 26....	3,091 92	247 35	" " "
St. Pierre-Miquelon.	60	" 20....	844 95	67 60	" " "
Prince Rupert.....	600	" 15....	1,158 44	92 64	" " coasting.
Invermore.....	318	May 5....	974 96	78 00	" " "
Morien.....		" 31....	834 02		" frt., "
Seal.....	20	" 18....	607 73	48 64	" pass., "
Annetta.....	12	June 13....	1,293 52	103 52	" " foreign.
Bella.....	12	" 14....	1,272 44	101 76	" " "
Amelia.....	12	" 20....	1,271 21	101 68	" " "
Oruro.....	90	Sept. 13....	1,919 07	153 52	" " "
Ocamo.....	75	Oct. 14....	1,826 54	146 16	" " "
Norhilda.....		Nov. 2....	1,174 64		" frt., "
Boston.....	50	" 3....	1,168 05	93 44	" pass., "
Florizel.....	250	" 28....	3,081 00	246 48	" " "
Anita.....	50	Dec. 13....	1,172 11	93 76	" " "
		1913.			
Rossano.....		Feb. 7....	3,728 76		" frt., "

A. McDOUGALL,
Hull Inspector.

STEAM vessels inspected for the year ended 31st March, 1912.

NOVA SCOTIA DIVISION.

HULL INSPECTION.

Name of vessel.	Number of passengers allowed.	Date certificate expires.	Gross tons.	Class of vessel and where employed.
1912.				
Boston.....	550	June 16....	1,694.50	Scr., pass., Canadian and foreign ports.
Fred. L. M. Paint.... <i>Ord.</i>	40	Aug. 7....	88 18	" " Mulgrave and Canso ports.
..... <i>Exc.</i>	100			
Blue Hill.....	94	" 9....	195.83	Twin scr. pass., Baddeck ports.
Pannee..... <i>lake</i>	300	" 11....	106.80	Scr. pass., Sydney, N. Sydney and lake
..... <i>harbour</i>	450	" 11....		Bras D'or.
Douglas H. Thomas <i>Ord.</i>	40	" 11....	211.91	" " Sydney and coastwise.
..... <i>Exc.</i>	60			
Maggie M.....	40	" 11....	65.78	" " " "
Volunda.....	40	" 12....	29.80	" " Mira river and ports.
Scotia.....		" 14....		Twin scr., car ferry.
Olive.....	36	" 14....	35.49	Scr. pass., Canso and coastwise.
Malcolm Cann.....	86	" 17....	211.81	" " Mulgrave and Canso ports.
Coban.....		" 18....	1,063.30	" frt., Canadian and foreign ports.
Robert G. Cann.....	100	Oct. 26....	265.09	" pass., Yarmouth and coastwise.
Total.....			3,968.49	

I. J. OLIVE,
Hull Inspector..

STEAM vessels inspected in Canada, but registered elsewhere, for the year ended 31st March, 1912.

NOVA SCOTIA DIVISION.

HULL INSPECTION.

Name of vessel.	Number of passengers allowed.	Date certificate expires.	Gross tons.	Class of vessel and where employed.
1912.				
Annetta.....	12	June 12....	1,293.52	Scr. frt., Canadian and foreign.
Bella.....	12	" 13....	1,272.44	" " " "
Amelia.....	12	" 19....	1,271.21	" " " "
Florizel.....	250	Nov. 28....	3,081.00	" pass., " "
Total.....			6,918.17	

I. J. OLIVE,
Hull Inspector.

SESSIONAL PAPER No. 23

STEAM vessels inspected for the year ended 31st March, 1912.

NEW BRUNSWICK AND PRINCE EDWARD ISLAND DIVISION.

BOILERS AND MACHINERY.

Name of vessel.	Number of passengers allowed.	Date certificate expires.	Gross tons.	Class of vessel and where employed.
1911.				
Lilly Glasier.....		Dec. 10....	209 31	Pdl. pass., St. John river.
1912.				
Sellasia.....		Jan. 23....	3,473 80	Ser. frt., foreign.
Elaine.....	482	April 4....	272 08	" pass., St. John river.
Sincennes.....	487	" 4....	228 82	Pdl., " " "
Majestic.....	358	" 4....	274 63	Ser., " " "
Champlain.....	392	" 4....	392 46	" " " "
Mabel Reid.....		" 15....	62 82	" tug, coasting.
Winnie.....		" 4....	25 61	" St. John river.
Flushing.....	126	" 4....	177 65	" " and pass., St. John river.
Champion.....		" 21....	190 14	Pdl. tug, " "
Harbinger.....	27	" 6....	108 50	Ser. tug, coasting.
Marguerite.....		" 8....	19 66	" St. John river.
Onawana.....		" 7....	29 51	" " " "
Smith Brothers.....		" 11....	13 44	" " " "
Helen Glasier.....		" 7....	12 00	" " " "
Fred. Glasier.....		" 7....	10 39	" " " "
Alice R.....		April 11....	75 23	Ser. tug, " "
Latona.....		" 11....	29 00	Twin ser., " "
Admiral.....		" 11....	158 00	Pdl. tug, " "
Lilly Glasier.....		" 11....	209 31	" " " "
Acadia.....		" 10....	74 21	Ser. frt., coasting.
New Brunswick.....	Dredge	" 7....		Dredge, St. John river.
Sea King.....		" 12....	128 63	Ser. tug, " "
Captain.....		" 12....	68 43	" " " "
Daniel.....		" 12....	28 81	" " " "
Eldred.....		" 13....	25 31	" " " "
Hero.....		" 13....	127 63	Pdl. tug, " "
Neried.....		" 18....	30 03	Ser., " " "
Fannie.....		" 18....	34 05	" " " "
Kingsville.....		" 17....	36 59	" " " "
Hampton.....	293	" 27....	182 88	Stern wheel, pass., St. John river.
Wm. H. Murray.....		Apr. 20....	74 89	Ser. tug, St. John river.
Allan Sewell.....		" 21....	11 59	" " " "
Helena.....		" 21....	264	" Coasting.
Maggie Miller.....	137	" 22....	104 66	Pdl. ferry, Millidgeville to Milkish.
Hampstead.....	103	" 11....	234 52	Ser. pass., St. John river.
May Queen.....	623	" 27....	539 10	Pdl. pass., " "
Clayton.....		" 27....	42 62	Ser. tug, St. John river.
May Queen.....	40	May 22....	35 92	" frt. and pass., coasting.
Charly M. Scott.....		Apr. 27....	16 59	" tug, St. John river.
Victoria.....	769	May 4....	1,001 93	Pdl. pass., St. John river.
Corinthia.....		" 8....	57 15	Twin ser., yacht, coasting.
Springhill.....	15	" 10....	189 05	Ser. tug and pass., coasting.
Wilfrid C.....	114	" 30....	99 26	" frt. and pass. "
St. Isidore.....		June 7....	141 75	Pdl. tug, Restigouche river.
Dream.....		" 2....	44 51	Ser., yacht, St. John river.
G. K. King.....		" 2....	45 48	" tug "
J. C. Miller.....		" 7....	32 67	" Miramichi river.
Joseph.....		" 9....	53 75	" St. John river.
James Holly.....		" 9....	31 21	" " " "
Premier.....	40	" 16....	56 26	Pdl. ferry, Kennebecasis river.
Tanagra.....		" 16....	3,316 93	Ser. frt., Foreign.
Lord Roberts.....		" 21....	55 98	" tug, coasting.
Geneva (gasoline).....	60	" 21....	14 49	Twin ser., pass., St. John river.
Randolph.....		" 23....	8 71	" tug " "
Peri.....		" 23....	11 77	Ser. tug, St. John river.
Eva Johnson.....		" 23....	15 77	" " " "
Annie Currier.....		" 23....	10 56	" " " "
Stella Marion.....		" 23....	62 85	Pdl. tug, St. John river.

STEAM vessels inspected for the year ended 31st March, 1912.

Name of vessel.	Number of passengers allowed.	Date certificate expires.	Gross tons.	Class of vessel and where employed.
1912.				
St. Kilda.....		June 26....	55-64	Pdl., tug, Miramichi river.
F. A. Stewart.....		" 29....	35-94	Twin ser., tug, Charlottetown harbour.
Hillsborough.....	27*	" 29....	228-67	Pdl., ferry
Harland.....	286	" 29....	220-83	Twin. ser., pass., coasting.
William Aitken.....	40	" 30....	74-87	Ser. pass. tug, coasting.
Islander.....		" 30....	54-44	" tug, coasting.
Enterprise.....	100	July 3....	210-57	" pass "
Fred. M. Bate.....		June 30....	59-90	" tug "
Pioneer.....		" 30....	15-27	" fishing tug, coasting.
Montagne.....	40	July 3....	129-55	Pdl., ferry, Georgetown harbour.
Bedeque.....	33	" 5....	50-15	Ser., tug, Summerside harbour.
Louisburg.....		" 21....	1,815-60	" frt., coasting.
Kennebecasis (gasoline)....	18	" 22....	9-55	Cable ferry, Kennebecasis river.
New Success.....		" 24....	76-83	Pdl., tug, Miramichi river.
Amy.....		" 23....	39-50	Ser., tug, coasting.
Jubilee.....		" 24....	16-52	" Miramichi river.
Rorriboola Tha.....		" 27....	95-77	Pdl., tug, "
Rex.....		" 25....	59-90	" "
Sybella H.....	40	" 25....	70-68	" ferry "
Sareella.....		" 26....	21-86	Ser., tug "
St. Nicholas.....		" 26....	62-20	" "
Alexandra.....	400	" 27....	200-72	" pass "
Imperator.....		" 26....	70-50	" tug, coasting.
St. Andrew.....	40	" 27....	76-64	" Miramichi river.
James Neilson.....		" 27....	30-50	" "
Eva.....		" 27....	18-01	" coasting.
Minoru.....		" 27....	147-75	" "
Miramichi.....	200	" 25....	75-18	" pass., Miramichi river.
St. George.....	40	" 24....	277-78	Pdl., Miramichi river.
Dorothy N.....	131	" 31....	45-95	Twin ser., pass., Miramichi river.
J. Howard.....		" 27....	16-38	Ser., fishing boat, "
Marshall W.....		" 31....	5-52	Ser., tug, Miramichi river.
Rustler.....	40	" 31....	101-54	Pdl., ferry, "
David R.....		" 30....	25-27	Ser., tug, "
Loyalist.....		" 31....	17-57	Pdl., tug, "
Irene.....		" 31....	10-29	Ser., "
J. O. B.....		" 31....	34-54	" "
Mary Sullivan.....		" 31....	28-82	" "
J. C. Miller.....		" 30....	32-67	" "
Bridgetown.....		" 25....	14-66	" "
Lillie.....		Aug. 8....	71-64	" St. John harbour.
Martello.....		" 7....	33-65	" "
Edward P.....		" 8....	38-34	" "
Governor Carleton.....	500	" 3....	581-56	" each end, ferry, St. John harbour
St. Lawrence.....		" 22....	50-82	" tug, coasting.
Nyanza.....		" 21....	83-21	" "
Beaver.....	31	" 22....	84-73	" pass. "
R. R. Call.....	38	" 26....	23-16	" ferry, Restigouche river.
Togo.....		" 28....	50-54	Pdl., tug, "
William M.....		" 25....	29-11	Ser., tug, "
No. 26.....	40	" 25....	49-31	" and pass., "
Reliable.....		" 25....	207-71	" "
Mackelvie.....		" 28....	44-08	Pdl., tug, "
Edith.....		" 25....	21-55	Ser., tug, "
Christina.....		" 28....	57-05	Pdl., "
Victor.....		" 28....	45-51	" "
Mildred.....		" 15....	40-11	Ser., tug, St. John harbour.
G. D. Hunter.....		" 19....	67-97	" "
Victoria.....		" 3....	67-65	" St. Croix river.
James S. Gregory.....	40	Sept. 18....	53-29	" St. John harbour.
Waring.....	40	" 2....	28-74	" " river.
Viking.....	145	" 6....	127-70	Twin pass., St. Croix river.
Tangent.....		" 11....	35-74	Y. ser., tug, St. John river.
E. Ross.....	40	" 18....	29-63	Ser., ferry, Indian town Pleasant, point.
Lord Wolseley.....		" 18....	72-91	Ser., tug, coasting.

SESSIONAL PAPER No. 23

STEAM vessels inspected for the year ended 31st March, 1912.

Name of vessel.	Number of passengers allowed.	Date certificate expires.	Gross tons.	Class of vessel and where employed.
1912.				
Repton.....		Sept. 19 ..	35-11	Pdl., tug, Richibucto river.
Clymesse.....		" 22 ..	10-39	Ser., yacht, St. John river.
Bear River.....		" 30 ..	103-86	" frt. coasting.
Mikado.....	40	Oct. 4 ..	50-09	" and pass., coasting.
Ludlow.....	493	" 4 ..	534-01	Ser. each end, ferry, St. John harbour.
Dirigo.....	39	" 10 ..	70-13	" tug, St. John harbour.
Loretta.....		" 9 ..	12-02	" yacht "
Vacuna.....		" 10 ..	9-52	" Schoodic lakes.
Lord Kitchener.....	50-195	" 14 ..	161-24	" tug and pass., coasting.
Centreville.....		" 14 ..	59-71	" frt.
Wasson.....		" 27 ..	44-80	" tug, St. John river.
1911.				
Lansdowne.....		Oct. 15 ..	680-31	" lighthouse tender.
1912.				
Neptune (new).....	40	Nov. 10 ..	117-69	" tug and pass., St. John harbour.
1913.				
Lord Beresford.....		Jan. 5 ..	111-73	Ser., tug, St. John harbour.
Connors Bros.....	197-40	Feb. 7 ..	133-74	" frt. and pass., coasting.
Hercules.....		Mar 4 ..	68-43	" tug, St. John harbour.
1912.				
Champlain.....	391	" 14 ..	392-46	" pass., St. John river.
Canso.....	32	" 15 ..	225-06	" tug and pass., coasting.
1913.				
Empress.....	707	" 28 ..	1,341-71	Twin ser., pass., coasting.
Northumberland.....	584	" 28 ..	1,255-46	" "
Total			25,655-21	

C. E. DALTON,
Steamboat Inspector.

STEAM vessels inspected in Canada, but registered elsewhere, for the year ended 31st March, 1912.

Name of vessel.	Number of passengers allowed.	Date certificate expires.	Gross tons.	Class of vessel and where employed.
1912.				
Calvin Austin.....	1,000	Apr. 24 ..	3,826-25	Ser. pass., coastwise to Boston.
Othello.....	Inspection not complet'd	Mar. 27 ..	3,679-61	" frt., coasting.
Henry F. Eaton.....	256	Mar. 27 ..	240-04	" pass., St. Croix river.
Governor Dingley.....	1,200	Aug. 23 ..	3,826-00	" coastwise to Boston.
Eastport.....	189	" 11 ..	64-29	" ferry, Passamaquoddy bay.
Lubec.....	125	June 14 ..	50-93	" Passamaquoddy bay.
Governor Cobb.....	525	Nov. 00 ..	2,522-15	Turbine, pass., coastwise to Boston.
Total.....			14,209-23	

C. E. DALTON,
Steamboat Inspector.

STEAM vessels not inspected for the year ended 31st March, 1912.

NEW BRUNSWICK AND PRINCE EDWARD ISLAND DIVISION.

BOILERS AND MACHINERY.

Name of vessel.	Gross tonnage.	Remarks. Why not inspected and class of vessel.
Beryl Essie.....	23-83	Ser., tug, no application.
Hope.....	305-11	Pdl., tug, hull broken up.
Bessie Ardella.....	17-42	Ser., tug, not in commission
Nautilus.....	26-58	" yacht "
Comet.....	20-85	Pdl. tug "
Quandongy.....	294-75	" ferry, hull condemned.
Powerful.....	29-34	" tug, not in commission. ⁴
Curlew.....	157-85	Ser., fishery, service, no application.
Gipsy.....	16-70	" tug, laid up.
Help.....	146-14	" Wrecked.
Mary Odell.....	28-92	" laid up.
Bessie.....	5-18	" "
Kathleen.....	6-01	" yacht, laid up.
Western Extension.....	424-89	Pdl., ferry, hull condemned.
Fanchon.....	110-61	" tug, laid up.
Florence (gasoline).....	19-33	Ser., gasoline, ferry, burned.
Exoto (gasoline).....	13-95	Twin ser., not carrying passengers.
Marion Irving.....	40-60	Ser., tug, out of district.
Hudson.....	33-58	" fishery service, no application.
Lolita.....	14-36	" yacht, laid up.
Trebia.....	3,586-44	" frt., out of district.
Prince Louis.....	269-67	Dredge, no application.
Platea.....	3,169-12	Ser., frt., out of district.
Cheronea.....	3,188-45	" " "
Leuctra.....	3,026-73	" " "
Lansdowne.....	680-31	" lighthouse tender, no application.
Rossano.....	3,728-76	" frt., out of district.
Senlac.....	1,010-74	" " "
Neptune.....	71-15	" tug, hull condemned.
Leader.....	29-32	" " not in commission.
Total.....	20,496-60	

C. E. DALTON,
Steamboat Inspector.

SESSIONAL PAPER No. 23

STATEMENT of the number of steam vessels added to the Dominion during the year ended March 31st, 1912, their class and horse power, whether of wood or iron, their gross and registered tonnage, where built, and where and how employed.

NEW BRUNSWICK AND PRINCE EDWARD ISLAND DIVISION.

BOILERS AND MACHINERY.

Name of Vessel.	Horse power.	Class.	Wood, iron, or steel.	Gross tonnage.	Reg. tonnage.	Where built.	Where and how employed.
Governor Carleton...	52 8	Scr. each end	Wood...	581 56	395 46	Saunders Town, R.I.	St. John harbour as a ferryboat.
James S. Gregory....	14 7	"	"	53 29	36 24	St. John, N.B.	"
Neptune.....	19.2	"	"	117 69	80.03	Port Greville, N.S.	"
Total.....				752 54	511 73		

C. E. DALTON,
Steamboat Inspector.

STATEMENT of steam vessels lost, broken up or laid up, as unfit for service, in the Dominion, during the year ending March 31st, 1912, and where and how last employed.

N. B. AND P. E. ISLAND DIVISION.

BOILERS AND MACHINERY.

Name of vessel.	Where and how last employed.	Gross tonnage.	Class of vessel and reason of unfitness.
Sincennes.....	St. John river, frt.....	228 42	Burnt to waters edge at Coles Island wharf Sept. 7th, 1911.
Neptune.....	St. John harbour boat, tug.	71 15	Hull condemned, machinery in new hull.
Florence.....	Restigouche river pass..	19 33	Burned at Carleton, Quebec.
Total.....		318 90	

C. E. DALTON,
Steamboat Inspector.

STEAM vessels inspected for the year ended 31st March, 1912.

N. B. AND P. E. ISLAND DIVISION.

HULL INSPECTION.

Name of vessel.	Number of passengers allowed.	Date certificate expires.	Gross tons.	Class of vessel and where employed.
1912				
Flushing.....	126	April 6....	177 65	Ser., pass., St. John river and bay.
Harbinger.....	27	" 8....	108 56	" " " coast.
Sincennes.....	487	" 13....	683 19	Pdle., pass., St. John river and harbour.
Champlain.....	392	" 13....	392 46	Ser., " " "
Majestic.....	358	" 15....	274 63	" " " "
Elaine.....	432	" 17....	272 08	" " " "
Hamstead.....	103	" 17....	234 52	" " " "
Maggie Miller.....	137	" 22....	104 66	Ser., ferry, Millidgeville.
May Queen.....	623	" 27....	539 40	" pass., St. John river and harbour.
Hampton.....	293	" 27....	182 88	Stern wheel " " "
Victoria.....	769	May 5....	1,001 93	Pdl., pass., " " "
Springhill.....	15	" 8....	189 05	Ser., pass., Minas basin and coast.
May Queen.....	40	" 22....	35 72	Ser., pass., port Elgin and coast.
Geneva (gasoline).....	60	" 24....	14 49	Twin Ser., St. John river and harbour.
Wilfrid C.....	114	" 30....	99 26	Ser., pass., St. John and coast.
Tanagara.....	June 16....	3,316 93	" frt., Canadian and foreign.
Premier.....	40	" 16....	56 25	Pdl., pass., St. John river and harbour.
Hillsborough.....	275	" 29....	228 67	Pdl., ferry, Ch'town, P.E. island.
Harland.....	286	" 29....	351 94	Ser., pass., Ch'town and coast.
Wm. Aitken.....	39	" 30....	74 87	" " " "
Enterprise.....	100	July 3....	210 57	" Geo'town and coast..
Montague.....	40	" 3....	129 55	Pdl., ferry, Geo'town and Montague.
Bedeque.....	33	" 5....	50 45	Ser., pass., S. side and coast.
Louisburg.....	" 22....	1,815 60	" Canadian and foreign ports.
St. George.....	Ordinary if mate.. 40	" 24....	277 78	Pdl., pass., Mir. river and coast.
Miramiehi.....	River... 200	" 25....	75 18	Ser., pas., Mir. river and bay.
	Bay.... 100			
St. Andrew.....	Ordinary if mate.. 40	" 27....	76 64	Ser., pass., Mir. river and coasting.
	69			
Total.....	10,974 11

I. J. OLIVE,
Hull Inspector.

SESSIONAL PAPER No. 23

STEAM vessels inspected for the year ended 31st March, 1912.

N. B. AND P. E. ISLAND DIVISION.

HULL INSPECTION.

Name of vessel.	Number of passengers allowed.	Date certificate expires.	Gross tons.	Class of vessel and where employed.
1912				
Alexandra.....	400	July 27	200 72	Ser., pass., Mir. river and coast.
Sybella.....	40	" 28	70 68	Pdl. ferry, " "
Rustler.....	40	" 31	101 54	" " " "
Dorothy N. (24 only on Saloon Deck)	131	" 31	49 95	Twin ser., Mir. river and bay.
Valinda..... (Ordinary if mate.)	40 150	Aug. 2	117 25	Ser., pass., Bridgetown and St. John.
R. R. Call.....	38	" 25	23 16	" ferry, Dalhousie and coast.
Beaver.....	31	" 23	54 73	" pass., Miscou and coastwise.
No. 26.....	40	" 25	49 31	" " Restigouche river and coast.
Governor Carleton.....	500	" 28	581 56	Twin ser., ferry, St. John harbour.
Kennebecasis.....	18	Sept. 4	9 55	Cable ferry (gasoline).
Viking.....	145	" 6	127 70	Ser., pass., St. Croix river.
Waring.....	40	" 5	25 74	" " St. John river and harbour.
1911				
Lillie Glasier.....	63	Dec. 10	209 31	Pdl., pass., " "
1912				
Vivian C. (barge).....	125	Sept. 15	55 00	Towed by tug, pass., St. John river.
E. Ross.....	40	" 18	29 63	Ser., ferry, Indian town and Lancaster.
Jas. S. Gregory.....	40	" 18	53 29	" pass., St. John river and harbour.
Mikado.....	40	Oct. 4	80 09	" " Apple river and coasting.
Ludlow.....	493	" 4	534 01	Twin ser., pass., ferry, St. John harbour.
Dirigo.....	39	" 10	70 13	Ser., pass., St. John river and coasting.
Lord Kitchener. (Ordinary if mate.)	40 194	" 14	161 24	" " " "
Neptune (new).....	40	Nov. 10	167 69	" " " "
1913				
Sellasia.....		Jan. 25	3,473 80	" frt., Canada and foreign ports.
Connors Bros., Bay of Fundy.....	40	Feb. 7	133 74	" pass., St. John and coastwise.
Lansdowne (D.G.S.).....	10	Not issued.	680 31	" " coastwise.
Canso (D.G.S.).....		March 15	225 06	" tug and pass., coastwise.
Northumberland.....	551	" 27	1,255 46	Twin Ser., pass., P.E.I. and coast.
Empress.....	707	" 27	1,341 71	" " " "
Total.....			9,914 36	

I. J. OLIVE,
Hull Inspector.

3 GEORGE V., A. 1913

STEAM vessels inspected in Canada but registered elsewhere for the year ended 31st March, 1912.

NEW BRUNSWICK AND PRINCE EDWARD ISLAND DIVISION.

HULL INSPECTION.

Name of vessel.	Number of passengers allowed.	Date certificate expires.	Gross tons.	Class of vessel and where employed.
1912.				
Calvin Austin.....	1,000	May 15....	3,826.25	Scr., pass., St. John and Boston.
Othello.....		" 2....	3,679.61	" frt., Can. and foreign.
Henry F. Eaton.....	256	" 17....	240.04	" pass., Calais, Eastport and Maine ports.
Governor Dingley.....	1,200	Aug. 23....	3,826.19	" " St. John and Boston.
Lubec.....	125	June 14....	50.94	" " Eastport, Lubec and Campobello.
Eastport.....	189	Aug. 11....	64.29	" " " "
Governor Cobb.....	525	Dec. 18....	2,522.15	" turbine, St. John and Boston.
Total.....			14,209.47	

I. J. OLIVE,
Hull Inspector.

STEAM vessels not inspected for the year ended 31st March, 1912.

N. B. AND P. E. ISLAND DIVISION.

Name of vessel.	Gross tonnage.	Registered tonnage.	Remarks. Why not inspected and class of vessel.
Trebia.....	3,586.44	2,343.21	Not applied for, scr.
Senlac.....	1,010.74	687.30	" "
Help.....	146.14	78.31	Lost St. John harbour, Oct. 4, 1910.
Exota (gasoline).....	13.95	9.49	Not applied for.
Western Extension.....	424.89	169.48	Condemned.
Neptune (old).....	71.15	48.38	" "
Platea.....	3,169.12	2,043.96	Not applied for.
Florence.....	19.33	13.25	" "
Jean R. Parker (barge).....	230.85		Not to be found.
Cheronea.....	3,188.95	2,059.72	Not applied for.
Leuctra.....	3,026.73	1,949.82	" "
Rossano.....	3,728.76	2,366.78	
Total.....	18,617.05	11,769.70	

I. J. OLIVE,
Hull Inspector.

SESSIONAL PAPER No. 23

STATEMENT of the number of steam vessels added to the Dominion during the year ended March 31st, 1912, their class and horse power, whether of wood or iron, their gross and registered tonnage, where built, and where and how employed.

NEW BRUNSWICK AND PRINCE EDWARD ISLAND DIVISION.

HULL INSPECTION.

Name of vessel.	Horse power.	Class.	Wood, iron, or steel.	Gross tonnage.	Reg. tonnage.	Where built.	Where and how employed.
Gov. Carleton (from Newport).	52.8	Ser. each end	Wood...	581.56	395.46	Saunderstown, R. island.	Saint John harbour ferry.
Jas. S. Gregory.....	14.7	Ser.....	" ..	53.29	36.24	St. John, N.B..	Saint John harbour, tug and pass.
Neptune.....	19.2	Ser.....	" ..	117.69	80.03	Port Greville, N.S.	Saint John harbour, tug and pass.
Total.....				752.54	511.73		

I. J. OLIVE,
Hull Inspector.

STATEMENT of steam vessels lost, broken up or laid up, as unfit for service, in the Dominion, during the year ending March 31, 1912, and where and how last employed.

NEW BRUNSWICK AND PRINCE EDWARD ISLAND DIVISION.

HULL INSPECTION.

Name of vessel.	Where and how last employed.	Gross tonnage.	Class of vessel and reason of unfitness.
Western Extension.....	St. John harbour ferry...	424.89	Paddle, broken up.
Neptune.....	" tug and pass....	71.15	Screw, broken up.
Florence.....	Dalhousie, ferry.....	19.33	Burned, reported to Quebec.
Total.....		515.37	

I. J. OLIVE.
Hull Inspector.

STEAM vessels inspected for the year ended 31st March, 1912.

BRITISH COLUMBIA DIVISION.

BOILERS AND MACHINERY.

Name of vessel.	Number of passengers allowed.	Date certificate expires.	Gross tons.	Class of vessel and where employed.
1912.				
Nidge.....	30	Apr. 6....	57.91	Ser., tug, pass., coastwise.
Dominion.....		" 11....	17.58	" " inland waters.
Pharaon.....		" 13....	27.53	" " "
Bessie Dollar.....	7	" 17....	4,329.19	" frt., pass., Canadian and foreign ports
Edna Grace.....		" 8....	42.00	" tug, inland waters.
L. C. L. V.....		Mar. 18....	9.41	" fishing tug, inland waters.
Selkirk.....		May 1....	141.63	" frt., coastwise.
Princess Royal.....	600	" 15....	1,996.62	" frt. and pass., coastwise.
City of Nanaimo.....	500	" 14....	761.37	Twin ser., frt. and pass., coastwise.
B. X.....	125	" 19....	513.27	Stern pdl., frt. and pass., Fraser river.
Chilcotin.....	80	" 24....	424.55	" " "
Lyackson.....		June 1....	21.93	Ser., yacht, inland waters.
Charmer.....	500	" 24....	1,044.41	" frt. and pass., coastwise.
Beaver.....		July 7....	38.26	" tug, inland waters.
Nanoose.....	25	" 11....	305.08	" " pass., coastwise.
Shamrock.....		" 1....	23.83	" " inland waters.
Tuladi.....	30	" 26....	31.50	" gasoline, frt. and pass., inland waters
Hazel Dollar.....	10	" 27....	4,304.04	" frt., pass., Canadian and foreign ports
Edith.....		" 22....	47.22	" tug, coastwise.
Maude.....		Aug. 2....	174.99	" frt., "
Prince John.....	225	" 1....	904.64	" frt. and pass., coastwise.
Ellwood.....		" 8....	7.04	" fishing tug, inland waters.
Tees.....	175	" 7....	679.15	" frt. and pass., coastwise.
Red Fir.....		" 14....	66.62	" tug, coastwise.
Pilot.....	22	" 18....	279.05	" " "
Joan.....	500	" 14....	821.21	Twin ser., frt. and pass., coastwise.
Colima.....	10	" 21....	200.47	Ser., tug, pass., coastwise.
Spray.....	10	" 22....	118.10	" " "
Lorne.....	20	" 9....	287.96	" " "
Newington.....	12	Sept. 11....	193.33	" lighthouse tender, Dept. Marine and Fisheries, Canada.
Queen City.....	150	" 8....	391.21	" frt. and pass., coastwise.
Madge.....		" 27....	155.16	" tender, Quarantine, Dept. Agriculture, Canada.
Grainer.....		Oct. 1....	143.67	" frt., coastwise.
Hope.....	12	Sept. 5....	78.49	" tug, pass., coastwise.
Hopkins.....		Oct. 16....	62.23	" " "
Beryl.....		" 19....	34.00	Twin ser., tender, Dept. Militia, Can.
Orion.....		Nov. 16....	108.79	Ser., whaler, Pacific coast.
Mudlark.....		May 20....	203.92	Non—propelling dredge, Dept. Public Works, Can.
Princess Beatrice.....	350	Nov. 7....	1,289.51	Ser., frt. and pass., coastwise.
Daisy.....		Dec. 7....	47.30	" tug, inland waters.
Wm. Grant.....		" 12....	107.59	" whaler, Pacific coast.
Ajax.....		Jan. 2....	Not measured.	Non—propelling dredge, Dept. Public Works, Can.
Petrel.....		" 5....	134.12	Ser., tender, Dept. Public Works, Can.
Vadso.....	200	" 8....	908.18	" frt. and pass., coastwise.
Princess Ena.....	25	" 15....	1,368.10	" " "
Dorothy.....		" 15....	19.63	" tug, inland waters.
Olive M.....		" 17....	133.58	" " coastwise.
Stetson.....		" 23....	36.08	" " inland waters.
Otter.....	70	" 14....	365.97	" frt. and pass., coastwise.
Princess Adelaide.....	1,200	" 21....	3,060.64	" " U. S. and Canadian ports.
Owen.....		Aug. 12....	43.55	" tug, inland waters.
Bute.....		Feb. 20....	48.86	" " "
Queen.....		Aug. 21....	67.31	" " inland, coastwise.
Point Hope.....		Feb. 22....	66.06	" tender, Dept. Public Works, Can.
Princess Mary.....	375	" 26....	1,697.22	Twin ser., frt. and pass., coastwise.
Venture.....	270	" 23....	1,011.28	" " "

SESSIONAL PAPER No. 23

STEAM vessels inspected for the year ended 31st March, 1912.

BRITISH COLUMBIA DIVISION.
BOILERS AND MACHINERY.

Name of vessel.	Number of passengers allowed.	Date certificate expires.	Gross tons.	Class of vessel and where employed.
		1912.		
Tussler.....		Feb. 26....	19.45	Ser., tug, inland waters.
Cascade.....		Mar. 1....	118.76	" frt., coastwise.
Chemainus.....		" 2....	153.25	" tug, "
Princess Charlotte.....	1,500	" 20....	3,843.78	Twin ser., frt. and pass., Can. and U. S. ports.
Princess May.....	500	" 5....	1,717.00	" " " "
Oscar.....		" 18....	95.42	" frt., coastwise.
John L. Card.....		" 21....	141.06	" " "
Sadie.....		" 24....	60.00	Ser., tug, coastwise.
Alert.....		" 25....	43.81	" inland waters.
Patsy.....		" 25....	6.99	Ser., yacht, "
Trader.....		Feb. 27....	167.18	" frt., coastwise.
Total.....			35,819.04	

WM. JAS. CULLUM.
Steamboat Inspector.

3 GEORGE V., A. 1913

STEAM vessels inspected in Canada, but registered elsewhere for the year ended 31st March, 1912.

BRITISH COLUMBIA DIVISION.

BOILERS AND MACHINERY.

Name of vessel.	Number of passengers allowed.	Date certificate expires.	Gross tons.	Tonnage dues and inspection fees paid.	Class of vessel and where employed.
		1912.		\$ ets.	
State of California..	230	Mar. 15....	2,266-05	Ser., frt. and pass., Can. and U. S. ports.
Prince George	500	Apr. 6....	3,374-14	269-76	Twin ser., frt. and pass., Can. and U. S. ports.
William Joliffe.....	30	" 22....	332-16	26-56	Ser., tug, pass. and coastwise.
Princess Victoria....	1,000	" 18....	1,943-22	155-44	Twin ser., frt. and pass. Can. and U. S. ports.
City of Puebla.....	344	May 1....	2,623-88	" " "
Venture.....	270	June 15....	1,011-28	80-88	Twin ser., frt. and pass., B. C., coastwise.
Umatilla.....	385	May 22....	3,069-76	Ser., frt. and pass., Can. and U. S. ports.
Curacao.....	98	Aug. 1....	1,503-00	" " "
St. Lawrence.....		Nov. 15....	111-13	Ser., whaler, Pacific coast.
Dolaura.....		" 7....	790-52	Twin ser., yacht foreign.
Germania.....		" 17....	105-95	Ser., whaler, Pacific coast.
Blue.....		" 22....	105-74	" " "
White.....		" 21....	106-05	" " "
Black.....		Dec. 11....	106-05	" " "
Brown.....		" 11....	105-74	" " "
Sebastian.....		" 12....	102-84	" " "
Green.....		" 12....	105-94	" " "
Whatcom.....	300	" 14....	716-00	" frt. and pass., Can. and U. S. ports.
Gray.....		" 23....	706-74	Ser., frt., Canadian and foreign.
Prince George.....	500	Feb. 27....	3,372-14	269-76	Twin ser., frt. and pass., Can. and U. S. ports.
Humboldt.....	290	" 23....	1,075-00	Ser., frt. and pass., Can. and U. S. ports.
City of Seattle.....	419	Mar. 25....	1,411-05	" " "
Spokane.....	273	Dec. 22....	2,279-00	" " "
Total			27,323-34	802-40	

WM. JAS. CULLUM,
Steamboat Inspector

STEAM vessels inspected for the year ended 31st March, 1912.

BRITISH COLUMBIA DIVISION.

BOILERS AND MACHINERY.

Name of vessel.	Number of passengers allowed.	Date certificate expires.	Gross tons.	Class of vessel and where employed.
1912.				
Castlegar.....		July 15.....	104-15	Ser., tug., Okanagan lake.
Crombie.....		" 15.....	161-58	Stern wheel frt. Shuswap lake.
Bonnington.....	400	" 15.....	1,663-30	Stern wheel frt. and pass Columbia R.
Leebro.....	40	May 21.....	323-03	Ser., frt., and pass. coast B. C.
Western Slope.....		" 30.....	20-48	" fishing tug B. C. coast.
Beatrice.....	20	" 30.....	77-40	" tug and pass B. C. coast.
Salvor.....	25	" 29.....	886-89	" salvage and pass., B. C. coast.
Quadra.....		June 30.....	573-30	" lighthouse tender, B. C., coast
Damara.....		July 4.....	4,998-00	" frt., foreign.
Beaver.....		" 11.....	545-44	Stern wheel frt., and pass. Fraser R
North Vancouver Ferry.....	No. 1	April 30.....	103-83	Ser., pass., Burrard inlet.
" " " ".....	2	" 21.....	544-22	" " " " " "
Nanoose.....	25	July 8.....	305-08	" tug. and pass., B. C., coast.
Takato.....	75	" 1.....	20-00	Tow barge, Gorge inlet
Tuladi.....	30	" 26.....	31-50	Ser., gasoline inland coast.
Forager.....		" 12.....	89-57	" frt., B. C., coast.
Prince John.....	225	Aug. 1.....	904-64	" " and pass., B. C., coast.
Tees.....	175	" 7.....	679-15	" " " " " "
New Delta.....	75	July 14.....	72-62	" " " Fraser river.
Nesko.....	25	Aug. 3.....	12-17	" gasoline inland waters.
Andover.....	150	" 4.....	176-50	Stern wheel, Thompson river.
Sadie Hiltz.....	25	" 3.....	17-35	Ser., gasoline inland waters.
C. R. Lamb.....	150	" 4.....	191-98	Stern wheel pass., Shuswap lake
A. R. Helen.....		" 5.....	331-19	" tug Adams lake.
Klahowya.....	40	" 7.....	175-41	" " frt., and pass., Columbia R.
Nowitka.....	10	" 6.....	112-82	" " " " " "
Blonde.....		" 8.....	32-64	Ser., tug, Arrowhead harbour.
Geo. F. Piper.....	40	" 8.....	70-15	" " and pass., Columbia R.
Tillicum.....		" 8.....	13-45	" " " " " "
Archer.....		" 9.....	15-32	" " " " " "
Lardeau.....		Aug. 9.....	9-60	Ser., tug, Comaplix harbour.
Rossland.....	300	" 9.....	883-55	Stern wheel frt., and pass., Columbia river.
Whatshan.....		" 9.....	105-54	Ser., tug, Columbia river.
Adam Hall.....		" 9.....	144-61	Twin Ser. tug., Columbia river
Minto.....	225	" 10.....	828-91	Sternwheel frt. and pass., Columbia R.
Kootenay.....	300	" 10.....	1,117-09	" " " " " "
Columbia.....		" 10.....	49-84	Ser., tug., Columbia river.
Irene.....		" 11.....	28-95	" " " " " "
Dorothy Symons.....		" 11.....	10-32	" " Columbia river.
Slocan.....	300	" 12.....	604-66	Stern wheel frt., and pass., Slocan lake.
Sandon.....	50	" 12.....	96-22	Ser., tug., and pass., Slocan lake.
Moyie.....	400	" 13.....	834-81	Sternwheel frt., and pass., Kootenay lake.
Kokanee.....	200	" 13.....	347-50	" " " " " "
Herules.....		" 14.....	64-68	Ser., tug., " " " " " "
Pilot.....		" 14.....	7-80	" " " " " "
Nelson.....	50	" 14.....	496-01	Stern wheel frt., and pass " " "
Kuskanook.....	450	" 15.....	1,008-19	" " " " " "
Ymir.....		" 15.....	69-74	Ser., tug., Kootenay lake.
Valhalla.....		" 16.....	153-23	" " " " " "
Hosmer.....		" 16.....	153-93	" " " " " "
Anamoose.....		" 16.....	68-07	" " " " " "
Elco.....		" 17.....	55-38	Ser., tug., Columbia river.
Smuggler.....		" 17.....	15-97	" " " " " "
Yale.....		" 17.....	36-28	" " " " " "
Proctor.....		" 18.....	43-12	Ser., frt., and pass., Trout lake.
Revelstoke.....	150	" 20.....	308-55	Stern wheel frt., and pass., Columbia river.
Okanagan.....	350	" 21.....	1,077-78	" " " Okanagan lake.
Aberdeen.....	250	" 21.....	554-04	" " " " " "

STEAM vessels inspected for the year ended 31st March, 1912.

BRITISH COLUMBIA DIVISION.

BOILERS AND MACHINERY.

Name of vessel.	Number of passengers allowed.	Date certificate expires.	Gross tons.	Class of vessel and where employed.
		1912.		
Kelowna.....		" 21....	65-38	Twin Scr., tug., Okanagan lake.
Kaleden.....	40	" 22....	180-14	Stern wheel frt., and pass., Dog lake.
		1912		
York).....	100	Aug. 22....	134-00	Twin Scr., frt., and pass., Okanagan lak
Maude Allan.....		" 23....	9-64	Scr., tug., Long lake.
City of Vernon.....		" 23....	19-28	
Riffle.....		" 25....	36-62	Stern wheel tug., Shuswap lake.
Maude Annis.....		" 25....	22-54	Scr., tug., " " "
Florence Carlin.....		" 25....	143-15	Stern wheel tug., Shuswap lake.
Princess Alice.....	1,200	Jan. 16....	3,099-22	Scr., frt., and pass., Coast, B. C.
Celestial Empire.....		Mar. 20....	203-66	Scr., trawler.
Total.....			26,330-16	

J. A. THOMPSON,
Steamboat Inspector.

STEAM vessels inspected in Canada, but registered elsewhere for the year ended 31st March, 1912.

BRITISH COLUMBIA DIVISION.

BOILERS AND MACHINERY.

Name of vessel.	Number of passengers allowed.	Date certificate expires.	Gross tons.	Class of vessel and where employed.
		1912.		
Chippewa.....	750	Apr. 25....	996-20	Frt., and pass., Canadian and foreign ports.
Spokane.....	237	May 25....	2,036-20	Pass., Canadian and foreign ports.
Whatcom.....	300	Dec. 15....	3,069-76	Frt. and pass., Canadian and foreign ports
Umatilla.....	385	May 22....	716-00	" " "
Iroquois.....	800	Mar. 8....	1,169-00	" " "
Total.....			7,987-16	

J. A. THOMPSON,
Steamboat Inspector.

SESSIONAL PAPER No. 23:

STEAM vessels not inspected for the year ended 31st March, 1912.

BRITISH COLUMBIA DIVISION.

Name of vessel.	Gross tonnage.	Registered tonnage.	Remarks. Why not inspected and Class of Vessel.
Ah See	44-16	15-85	Laid up, no application.
Total.....		15-85	

J. A. THOMPSON,
WM. JAS. CULLUM,
Steamboat Inspectors.

STATEMENT of the number of steam vessels added to the Dominion during the year ended 31st March, 1912, their class and horse power, whether of wood or iron, their gross and registered tonnage, where built, and where and how employed.

Name of vessel.	Horse power.	Class.	Wood, Iron, or steel.	Gross tonnage.	Reg. tonnage.	Where built.	Where and how Employed.
Castlegar.....	27-03	Ser., tug.....	wood...	104-15	70-83	Okanagan Landing, B. C.	Okanagan lake, B.C. towing.
Crombie.....	6-6	Stern wheel scow.	"	161-58	101-80	Chase, B.C.	Shuswap lake, B.C., freighting.
Bonnington.....	95-4	Stern wheel river steamer	Steel	1,663-30	954-92	Nakusp, B.C.	Columbia river and Arrow lakes frt., and pass.
Damara.....	226-5	Cargo stermer	"	4,988-00	3,219-00	Glasgow Scot.	Trading foreign f
Prince John.....	103-2	Ser., pass., str.	"	904-64	539-81	Bowling Scot. B.C.	Coast frt., and pass.
Nowitka.....	4-3	Stern wheel scow.	wood	112-82	61-71	Golden, B.C.	Upper Columbia river frt., and pass.
Elco.....	20-2	Stern ser., tug.	"	55-38	30-38	Castlegar, B. C.	Columbia river log towing.
Princess Alice.....	235-2	Stern ser.,	Steel	3,099-22	1,903-80	Wallsend, Eng	Canadian and foreign ports frt., and pass.
Pharaon.....	10-6	Ser., tug.	wood	27-53	17-83	Whateom, U. S. A.	Cribble island, B.C. fishing towing.
Venture.....	102-6	Twin ser., pass steamer.	Steel	1,011-28	519-77	Kilpatrick, Scotland.	B. C., coast frt., and pass.
Colima.....	42-3	Ser., tug.....	"	200-47	97-77	Philadelphia, U. S. A.	B. C., coast towing
Olive M.....	21-9	Ser., tug.....	Wood.	133-58	70-78	Victoria,	B.C., coast log towing.
Total.....				13,691-95	7,588-40		

J. A. THOMPSON,
WM. JAS. CULLUM,
Steamboat Inspectors.
Victoria, B.C.

3 GEORGE V., A. 1913

STATEMENT of steam vessels lost, broken or laid up as unfit for service, during the year ending 31st March 1912.

BRITISH COLUMBIA DIVISION.

Name of vessel.	Where and how last employed.	Gross tons.	Class of vessel and reason of unfitness
Amur.....	1912. frt & pass B.C. Coast.....	907 17	Screw damage by stranding.

J. A. THOMPSON,
WM. JAS. CULLUM,
Steamboat Inspectors.

SESSIONAL PAPER No. 23:

STEAM vessels inspected for the year ended 31st March, 1912.

BRITISH COLUMBIA AND YUKON DIVISION.

HULL INSPECTION.

Name of vessel.	Number of passengers allowed.	Date certificate expires.	Gross tons.	Class of vessel and where employed.
1912.				
Hamlin.....	30	Sept. 7	514-91	Frt. and pass., Fraser river.
B. B. (gas).....	40	" 30	25-17	Pass., Vancouver and Howe Sound.
Yucalta (gas).....	20	" 30	12-03	" Burrard inlet.
Lorna Doone (gas).....	36	" 30	20-62	" " "
Tartar.....	100	" 30	249-86	Frt. and pass., Vancouver and Sechelt.
Beatrice.....	20	Oct. 15	77-40	Tug and pass., coastwise.
Baramba.....	700	" 30	1,012-25	Frt. and pass., Vancouver and Howe sd.
English Bay Roamer (gas)	65	" 30	18-31	Pass., Vancouver and adjacent waters.
1912.				
Princess May.....	500	Mar. 6	1,717-00	Frt. and pass., foreign.
Princess Charlotte.....	1,500	" 21	3,843-78	" " "
Nidge.....	30	April 6	57-91	Tug and pass., coastwise
Sea Foam (gas).....	40	" 10	17-39	Pass., Vancouver and adjacent waters.
Nootka.....	25	" 12	18-72	" Burrard inlet.
B. B. (gas).....	30	" 15	25-17	" Vancouver and Howe sound.
Operator.....	150	" 15	583-20	Frt. and pass., Skeena river.
Conveyor.....	150	" 15	583-20	" " "
Skeena.....	150	" 15	515-00	" " "
Distributor.....	510	" 15	607-21	" " "
Omenica.....	150	" 15	583-20	" " "
Topaz.....	15	" 15	33-63	Tug and pass., Skeena river.
Inlander.....	150	" 15	520-88	Frt. and pass., " "
Hazelton.....	130	" 15	377-86	" " "
Port Simpson.....	150	" 15	607-21	" " "
Strongheart (gas).....	18	" 15	9-85	Pass., Skeena river.
Bessie Dollar.....	7	" 17	4,329-19	Frt. and pass., foreign.
Senator Jansen.....	15	" 20	229-98	" " Fraser river.
Ophir.....		" 28	212-14	" coastwise.
Helen M. Scanlon.....	40	May 1	375-62	" and pass., Harrison lake.
Roche point (gas).....	125	" 1	80-84	Pass., Burrard inlet.
Scowlitz.....		" 1	177-88	Frt., Harrison lake.
Skwala.....	28	" 1	164-56	Frt. and pass., Harrison lake.
Vedder.....	36	" 1	105-55	" " Fraser river.
Ivanhoe.....	15	" 5	181-54	Tug and pass., coastwise.
City of Lund.....	10	" 11	49-48	" " inland waters.
Henriette.....	25	" 12	761-53	Frt. and pass., coastwise.
City of Nanaimo.....	500	" 14	761-37	" " "
Princess Royal.....	600	" 15	1,996-62	" " foreign
Leebro.....	40	" 21	323-03	" " coastwise.
Clayburn.....	12	" 22	75-50	Tug and pass., " "
Salvor.....	25	" 29	886-89	Salvage, coastwise.
Celtic.....		June 11	23-329	Frt., " "
Charmer.....	500	" 24	1,044-41	Frt. and pass., coastwise.
Gleaner.....	150	" 25	241-09	" " Taku inlet.
Wm. Ogilvie.....	20	" 25	51-69	" " " "
Scotia.....	100	" 26	214-07	" " Atlin lake.
Prospector.....	100	" 29	262-64	" " Yukon river.
Transfer.....	110	" 30	264-16	" " Fraser river.
Dawson.....	225	July 3	778-75	" " Yukon river
Selkirk.....	225	" 5	777-24	" " " "
Tyrrrell.....		" 7	678-26	Frt., " " "
Lightning.....	82	" 9	356-91	Frt. and pass., " " "
White Horse.....	225	" 9	986-65	" " " "
Bonanza King.....	120	" 10	406-03	" " " "
Victorian.....	175	" 16	716-39	" " " "
Kingsway.....		" 18	246-75	Fishing, coastwise.
Canadian.....	175	" 21	716-42	Frt. and pass., Yukon river.
Vidette.....	100	" 23	253-72	" " " "
Hazel Dollar.....	10	" 27	4,304-04	" " Foreign.
B. C. P.....	20	Aug. 1	121-43	" " inland waters.
Maude.....		" 2	174-99	" coastwise.

STEAM vessels inspected for the year ended 31st March, 1912.

BRITISH COLUMBIA AND YUKON DIVISION.

HULL INSPECTION.

Name of vessel.	Number of passengers allowed.	Date certificate expires.	Gross tons.	Class of vessel and where employed.
1911.				
Casca.....	225	Aug. 8.....	1,078-64	Frt. and pass., Yukon river.
Lorne.....	20	" 9.....	287-96	Tug and pass., coastwise.
Cowichan.....	200	" 13.....	961-87	Frt. and pass., "
Joan.....	500	" 14.....	821-21	" " "
Pilot.....	22	" 18.....	279-05	" " "
Colinia (now Qualicum).....	20	" 21.....	200-47	" " "
Hope.....	12	Sept. 5.....	78-49	" " "
Dola.....	18	" 7.....	175-99	" " "
Czar.....	30	" 8.....	152-18	" " "
Queen City.....	150	" 8.....	391-21	Frt. and pass., "
Westham.....		" 8.....	199-37	Frt. "
Newington.....	12	" 11.....	193-33	Buoy service "
Commodore.....	14	" 15.....	317-92	Tug and pass., " (quarantine).
Madge.....		" 26.....	155-16	Tender "
Sonoma.....	20	" 30.....	19-23	Pass. and ferry, Fraser river.
Active.....	18	" 30.....	171-74	Tug and pass., coastwise.
Beaver (gas).....	30	" 30.....	19-93	Pass., Vancouver and Howe sound.
Rainbow (tow barge).....	288	Oct. 14.....	54-31	" Nanaimo harbour.
Lady Fraser (gas).....	24	" 23.....	11-65	" ferry, Fraser river.
Hope Transfer (gas).....	10	" 23.....	7-12	" " "
Mina W. (gas).....	23	Nov. 3.....	7-21	Pass., Fraser river.
West Vancouver (gas).....	32	" 3.....	14-71	" Vancouver and Hollyburn.
Princess Beatrice.....	350	" 7.....	1,289-51	Frt. and pass., coastwise.
Mystery.....	9	" 12.....	64-80	Tug and pass., "
Haro.....	12	" 23.....	233-13	" " "
John H. Sprott (gas).....	40	Dec. 5.....	109-85	Pass and ferry, Fraser river.
Comov.....	60	" 20.....	101-17	Frt. and pass., coastwise.
Cassiar.....	200	" 27.....	597-18	" " "
Camosun.....	350	Dec. 28.....	1,369-22	" " "
Lorna Doone (gas).....	36	" 31.....	20-62	Pass., Burrard inlet.
1912.				
Vadso.....	200	Jan. 8.....	908-18	Frt. and pass., coastwise.
Princess Ena.....	25	" 11.....	1,368-10	" " "
Cheslakee.....	200	" 13.....	525-55	" " "
Otter.....	70	" 14.....	365-97	" " "
Princess Alice.....	1,200	" 16.....	3,099-22	" " foreign.
Princess Adelaide.....	1,200	" 21.....	3,060-64	" " "
Defiance.....	90	" 24.....	89-88	" " Burrard inlet.
Coquitlam.....		" 30.....	256-33	Frt., coastwise.
Capitano.....		Feb. 2.....	231-14	" "
M. T. Co., No. 2.....	40	" 5.....	32-71	Pass., Vancouver and Howe sound.
Britannia.....	300	" 10.....	325-94	Frt. and pass., Vancouver and Howe sd.
Chelohsin.....	300	" 20.....	1,113-90	" coastwise.
Trader.....		" 22.....	167-18	Frt., coastwise.
Venture.....	270	" 23.....	1,011-28	" and pass., "
Princess Mary.....	500	" 26.....	1,697-22	" " foreign.
Princess May.....	500	Mar. 5.....	1,717-00	" " "
Roman.....		" 7.....	356-70	Fishing, coastwise.
Port Mann, No. 1 (gas).....	30	" 13.....	12-93	Pass., Fraser river.
North Vancouver Ferry No. 3.....	900	" 17.....	1,176-03	Ferry, Burrard inlet.
Princess Charlotte.....	1,500	" 20.....	3,843-78	Frt. and pass., foreign.
Total.....			66,629-35	

J. C. KINGHORN,
Hull Inspector.

SESSIONAL PAPER No. 23

STEAM vessels inspected in Canada but registered elsewhere for the year ended 31st March, 1912.

BRITISH COLUMBIA AND YUKON DIVISION.

HULL INSPECTION.

Name of vessel.	Number passengers allowed.	Date certificate expires.	Gross tons.	Tonnage-dues and inspection fees paid.	Class of vessel and where employed.
		1911.			
Whatcom.....	300	Dec 15....	716-00		Frt. and pass., foreign.
Prince George.....	500	Mar. 6....	3,372-14	269-76	" " "
State of California..	230	" 15....	2,266-05		" " "
Celestial Empire.....		" 20....	203-66		Fishing, coastwise.
Princess Victoria....	1,000	Apr. 18....	1,943-22	155-44	Frt. and pass., foreign.
Wm. Joliffe.....	30	" 22....	332-16	26-56	Tug and pass., coastwise.
Cetriana.....	150	" 28....	938-89	75-12	Frt. and pass., "
City of Puebla.....	344	May 1....	2,623-88		" " "
Sarah.....	276	" 22....	1,130-00		" " Yukon river
St. Michael.....	186	" 23....	717-68		" " "
Spokane.....	237	" 25....	2,036-20		" " foreign.
British Columbia....		June 1....	557-09		Frt., coastwise.
British Empire.....		" 14....	575-78		" " "
Venture.....	270	" 15....	1,011-28	80-88	Frt. and pass., coastwise.
Curacao.....	98	Aug. 1....	1,503-00		" " foreign.
Flamingo.....		Oct. 23....	266-09		Fishing, coastwise.
Marmion.....		Dec. 9....	324-24		Frt. "
Whatcom.....	300	" 14....	716-00		" and pass., foreign.
Spokane.....	273	" 20....	2,279-00		" " foreign.
Gray.....		" 23....	706-74		Frt., coastwise.
Selma.....	200	" 28....	202-72	16-24	" and pass., coastwise.
		1912.			
Humboldt.....	290	Feb. 23....	1,057-00		" " foreign.
Prince George.....	500	" 27....	3,372-14	269-76	" " "
Iroquois.....	800	Mar. 8....	1,169-89		" " "
Celestial Empire.....		" 20....	203-66		Fishing, coastwise.
City of Seattle.....	419	" 25....	1,411-05		Frt. and pass., foreign.
Total.....			31,635-56	\$893.76	

J. C. KINGHORN,
Hull Inspector.

STEAM vessels inspected for the year ended 31st March, 1912.

VANCOUVER, BRITISH COLUMBIA AND YUKON DIVISION.

BOILERS AND MACHINERY.

Name of vessel.	Number of passengers allowed.	Date certificate expires.	Gross tons.	Class of vessel and where employed.
1912.				
Mowitz.....		Apr. 6....	49.54	Ser. yacht, inland waters.
Pile Driver, No. I.....	not reg.	Apr. 7.....		Govt. pile driver, Fraser river.
Pile Driver, No. II.....	"	" 7.....		" " " "
Edna.....		" 7.....	17.61	Ser., tug, " "
Linda.....		" 7.....	36.86	" " coastwise, B. C.
Robert Dunsmuir.....		" 9.....	152.22	" " " "
Sea Foam, (gasoline).....	40	" 10.....	17.39	" pass., Burrard inlet.....
Conveyor.....	150	" 15.....	583.20	Sternwheel, frt. and pass., Skeena river.
Operator.....	150	" 15.....	583.20	" " " "
Distributor.....	150	" 15.....	607.21	" " " "
Omineca.....	150	" 15.....	583.20	" " " "
McCulloch.....		" 15.....	39.34	Ser., tug, coastwise, B.C.
Glen Rosa.....		" 15.....	17.88	Ser., tug, Skeena river.
Alberdyce.....		" 15.....	30.30	" " coastwise, B.C.
Topaz.....	15	" 15.....	33.63	" pass., Prince Rupert and Skeena river.
Cygnnet, (not reg.).....		" 15.....		Stern wheel Govt. snag boat Skeena river
Inlander.....	150	" 15.....	520.88	" " frt. and pass., Skeena river.
Florence.....		" 15.....	30.41	" tug coastwise, B. C.
1911				
Nora.....		Sept. 30....	19.43	" " Skeena river.
Hazleton.....	130	Apr. 15....	377.86	Stern wheel, frt. and pass. Skeena river.
Port Simpson.....	150	" 15....	607.21	" " " "
Strongheart, (gasoline), not issued.....	18		9.85	Ser., pass., Skeena river.
1911				
Asawalgit.....		Oct. 31....	16.23	" fishing boat, inland waters.
Skeena.....	150	Apr. 27....	515.00	Stern wheel, frt. and pass., Burrard inlet.
Swan.....		" 28....	36.32	Ser., tug, coastwise, B.C.
Tartar.....	100	" 29....	249.86	" frt. and pass., Vancouver and Sechart.
Hope.....		May 1....	26.03	" tug, coastwise, B.C.
Edith.....		" 1....	41.87	" " " "
Hong Kong.....		" 1....	35.76	" " " "
Bertha D., not issued.....			19.29	" " " "
1912				
Faultless.....		May 1....	144.63	Ser., tug, coastwise, B.C.
Helen M. Scanlon.....	40	" 1....	357.62	Stern wheel, frt. and pass., Harrison lake
Port Douglas, not issued.....		" 1....	12.92	Ser., tug, Harrison lake.
Scowlitz.....		" 1....	177.88	Stern wheel tug, Harrison river and lake.
Skwala, (not issued).....	28		164.56	" " " and pass., Harrison river and lake.
Vedeer.....	36	" 1....	102.55	Stern wheel frt. and pass., Fraser river.
Hilda.....		" 7....	32.68	Ser., tug, coastwise, B.C.
City of Lund.....	10	" 11....	49.48	" " and pass., inland waters.
1911				
Baramba.....	400	Oct. 30....	1012.25	Stern wheel frt. and pass., Vancouver and Howe sound.
Yucalta (gasoline).....	20	Sept. 30....	12.03	Ser., pass., Vancouver and adj. waters.
Lorna Doone (gasoline).....	36	" 30....	20.62	" " " "
1912				
Wireless.....		May 26....	89.91	" tug, coastwise, B.C.
Naiad.....		June 1....	46.29	" " " "
Leonora.....		June 1....	33.00	" " Burrard inlet.
Daring.....		June 4....	80.61	" " coastwise, B.C.
Autolyceus.....		" 4....	25.47	" " Burrard inlet.

SESSIONAL PAPER No. 23

STEAM vessels inspected for the year ended 31st March, 1912.
VANCOUVER, BRITISH COLUMBIA AND YUKON DIVISION.

BOILERS AND MACHINERY.

Name of vessel.	Number of passengers allowed.	Date certificate expires.	Gross tons.	Class of vessel and where employed.
1912.				
Native.....		June 8....	51.51	Ser. tug, coastwise, B.C.
Burrard.....		" 11....	56.26	" " " "
Lottie N.....		" 15....	34.11	" " " "
English Bay Roamer, (gasoline).....	65	Oct. 30....	18.31	" pass., Vancouver and adjacent water and lakes.
Resort.....		June 19....	22.81	" yacht, in " "
Gleaner.....	150	" 25....	241.09	Stern wheel pass. and freight, Carriboou and lakes.
Wm. Ogilvie.....	20	" 25....	81.69	Twin screw freight and passenger Carriboou and lakes.
Scotia.....	100	" 25....	214.07	Stern wheel frt., and passenger Atlin lake.
Prospector.....	100	" 29....	262.64	" " " " Yukon river.
Transfer.....	110	" 30....	264.16	" " " " Fraser river.
Dawson.....	225	" 3....	778.75	" " " " Yukon river.
Bonanza King, not issued..	120		466.03	" " " " " "
Selkirk.....	225	" 5....	777.24	" " " " " "
White Horse.....	225	" 9....	986.65	" " " " " "
1912				
Lightning.....	82	July 9....	556.91	Stern wheel, frt. and pass., Yukon river.
Canadian.....	175	" 21....	716.42	" " " " " "
Vidette.....	100	" 23....	253.72	" " " " " "
Tyrell (not issued).....			678.26	" frt., " "
Victorian, ".....	175		716.39	" " and pass., " "
B. C. P.....	20	Aug. 1....	121.43	Ser., frt., and pass., inland waters.
Clive.....		" 1....	35.30	" tug, Fraser river.
Casca.....	225	" 8....	1078.64	Stern wheel, frt and pass., Yukon.
Firefly.....		" 10....	46.30	" tug, Fraser river.
Annie.....		" 18....	37.67	Ser., tug, coastwise, B.C.
Dola.....	18	" 31....	175.99	" and pass., coastwise, B.C.
Isaac.....		Sept. 4....	13.81	" Fraser river.
Westham.....		" 8....	199.37	" frt., coastwise, B.C.
Port Mann, No. 1, gasoline line, 30.....	30	" 13....	12.93	" pass., Fraser river.
Sonoma.....	20	" 30....	19.23	" " " "
Beaver, (gasoline).....	30	" 30....	19.93	" " Burrard inlet and Howe sound.
Gunhild.....		Oct. 1....	27.04	" yacht, coastwise, B.C.
Delta.....		" 5....	14.90	" tug, Fraser river.
Newera.....		" 20....	55.96	" frt., inland waters.
Lady Fraser, (gasoline).....	24	" 23....	11.65	" pass., Fraser river.
Hope Transfer, (not issued).....	12		7.12	" " " "
Arcnie.....		Nov.	16.64	fishing boat, inland waters.
Fruhling (not reg.).....		" 1....		Twin screw, Gov't. dredge, Fraser river.
Mina W.....	23	" 3....	7.21	Ser., pass., Fraser river.
West Vancouver, (gasoline).....	32	" 3....	14.71	" " Vancouver and Hollyburn.
Squid.....		" 17....	59.96	" frt., coastwise, B.C.
Haro.....	12	" 23....	233.13	" tug, and pass. coastwise, B.C.
Dredge P. D. C., No. 5.....		" 24....	148.97	Dredge, Fraser river.
Annacis.....		Dec. 4....	55.94	Ser., tug, coastwise, B.C.
John H. Sprott (gasoline).....	40	" 5....	109.55	Twin screw, pass., Fraser river.
1912				
Coutli.....		Dec. 12....	99.36	Ser., tug, coastwise, B.C.
Camosun.....	350	" 28....	1369.22	" frt and pass., coastwise, B.C.
1913				
Sampson, (not registered).....		Jan. 1....		Stern wheel, Govt. snag boat, Fraser river.
Lady Lake.....		" 6....	56.22	Ser., tug, coastwise, B.C.
St. Alice.....		" 10....	55.87	" " " "
Cheslakee.....	200	" 13....	525.55	" frt. and pass., coastwise B.C.
Bermuda.....		" 16....	72.03	" tug, " "
Iris.....		" 23....	37.70	" " Fraser river.
Sunbury.....		" 28....	37.72	" " Burrard inlet.
Capitao.....		Feb. 2....	231.14	" frt., coastwise, B.C.

STEAM vessels inspected for the year ended 31st March, 1912.

VANCOUVER, BRITISH COLUMBIA AND YUKON DIVISION.

BOILERS AND MACHINERY.

Name of vessel.	Number of passengers allowed.	Date certificate expires.	Gross tons.	Class of vessel and where employed.
1912.				
Dredge, H.S.G.Co., No. 1		Feb. 12	170.53	Dredge, Howe sound, B.C.
Fareless		" 15	52.97	Ser., tug, coastwise, B.C.
Dredge, C.B., No. 1		" 16	222.79	Dredge, Vancouver, B.C.
Chelohsin	300	" 20	1133.90	Twin ser., frt., pass., coastwise, B.C.
Progressive		" 22	87.81	Ser., tug, coastwise, B.C.
Enola		Mch. 1	26.07	" fishing boat, inland waters.
Clutha		" 7	27.80	" tug, Fraser river.
Roman		" 7	356.70	" fishing boat, coastwise, B.C.
Cheerful		" 9	79.55	" tug, coastwise, B.C.
Fearful		" 9	79.55	" " "
Francis Cutting		" 13	91.08	" " "
North Vancouver, Ferry, No. 3	900	" 17	1176.03	" pass. ferry, Vancouver and North Vancouver.
Brunette		" 21	37.03	" tug, coastwise, B.C.
Aquilo		" 26	176.18	" pleasure yacht, coastwise, B.C.
			23556.29	

H. G. ROBINSON,
Steamboat Inspector.

STEAM vessels inspected in Canada but registered elsewhere for the year ended 31st March, 1912.

VANCOUVER, B. C. AND YUKON DIVISION.

BOILERS AND MACHINERY.

Name of vessel.	Number of passengers allowed	Date certificate expires	Gross tons.	Tonnage dues and inspection fees paid.	Class of vessel and where employed.
1912					
Sarah	276	May 22	1130.00		Stern wheel, frt. and pass., Yukon river.
St. Michael	186	" 23	718.68		Stern wheel, frt. and pass., Yukon river.
British Columbia		June 1	557.09		Ser., frt., coastwise B.C.
British Empire		" 14	575.78		" " "
Flamingo		Oct. 23	266.09		" fishing boat, coastwise, B.C.
Selma	200	Dec. 23	202.72	16.24	" frt. and pass., coastwise, B.C.
Total			3450.36	16.24	

H. G. ROBINSON,
Steamboat Inspector.

SESSIONAL PAPER No. 23

STEAM vessels not inspected for the year ended 31st March, 1912.

VANCOUVER, BRITISH COLUMBIA AND YUKON DIVISION.

BOILERS AND MACHINERY.

St. Clair	68 12	46-32	Ser., tug inspected later
Edna.....	14-55	9-99	" " " "
Amy.....	24-51	16-67	" " " "
Magnet.....	23-72	16-13	" " " "
Paysfreak.....	382-29	201-43	Stern wheel frt. & pass, inspected later
Pauline.....	145-17	91-46	" " " "
Hamlin.....	541-91	323-40	" " " " laid up.
Nellie G. Thurston.....	100-14	60-03	Ser., tug " "
Wellington.....	16-30	11-00	" " " "
Hustler.....	44-48	30-25	" " " "
Pender.....	15-62	10-63	" yacht no application.
Carolina.....	13-20	8-98	" " " "
Flosie.....	11-85	8-06	" " " "
Rambler.....	14-83	9-09	" " " "
Maimie.....	9-21	5-70	" " " "
Barnet.....	11-76	8-00	" " " "
Sendai.....	14-25	9-70	" " " "
Nora.....	24-26	16-50	" " " "
Barnston.....	51-79	51-79	Dredge " "
Alice A.....	8-94	6-08	Ser., fish boat " "
Lily.....	7-37	4-91	" " " "
Lithia, (gasoline.....)	19-24	13-09	" " " "
Rosina, K.....	32-64	22-20	" pass " "
Kittmac.....	18-25	12-41	" " " "
Rover.....	18-65	12-69	" " " "
Feign.....	13-35	9-08	" " " "
Gretna.....	8-77	5-96	" " " "
Total.....	25184-46	1021-61	

H. G. ROBINSON,
A. E. HOPPER,
Steamboat Inspectors.

STATEMENT of the number of steam vessels added to the Dominion during the year ended March 31, 1912, their class and horse power, whether of wood or iron, their gross and registered tonnage, where built, and where and how employed.

BOILERS AND MACHINERY.

Name of vessel	Horse power.	Class.	Wood iron or steel.	Gross tonnage.	Reg. tonnage.	Where built	Where and how employed
Bertha D.....	6-73	Screw.....	Wood...	19-29	13-12	Namu, B.C.....	Ser., tug, inland waters.
Port Douglas.....	2-70	"	" ..	12-92	8-79	Vancouver B.C.	" Harrison lake, B.C.
Yucalta (gasoline)...	2-40	"	" ..	12-03	8-18	" ..	" ..
Casca.....	17-06	Stern wheel...	" ..	1078-64	790-34	White Horse, Y.	T Stern wheel frt & pass Yukon river.
Port Mann No.1 (gasoline).....	33-60	Screw.....	" ..	12-93	8-79	Vancouver, B.C.	Ser., pass. Fraser river.
Gunhild.....	11-40	"	" ..	27-04	18-39	Quarter master harbour.....	U.S.A., scr., yacht coastwise, B.C.
Lady Fraser (gas'ine)	4-03	"	" ..	11-65	7-92	Rosedale, B.C.	Ser., pass., Fraser river.
Hope Transfer (gasoline).....	2-75	"	" ..	7-12	4-84	Vancouver, B.C.	Ser., pass., Fraser river.
P.D.C. No. 5.....	4-26	Dredge.....	" ..	148-97	148-97	New Westminster, B.C....	Dredge, Fraser river.
John H. Sprott (gasoline).....	4-80	Twin serew...	" ..	109-15	74-70	Vancouver, B.C.	Twin ser's pass, ferry, Fraser river...
Lady Lake.....	16-66	Serew.....	" ..	56-22	38-23	Baltard, Wash, U.S.A.....	Ser., tug, coastwise B.C.
M. T. Co. No. 2.....	6-83	"	" ..	32-71	22-23	Decatur, Wash., U.S.A.....	Ser., pass., Vancouver & Howe sound.
H.S.G. Co. No. 1....	6-01	Dredge.....	Wood...	170-53	170-53	Vancouver, B.C	Dredge Howe sound B.C.
C.B. No. 1.....	4-26	"	" ..	222-79	222-79	" ..	Dredge, Vancouver, B.C.
Chelohsin.....	130-80	Twin serew...	Steel...	1,133-90	597-08	Dublin Ireland..	Twin serew, frt., & pass, coastwise, B.C.
Enola.....	8-16	Ser.,.....	wood...	26-07	17-73	Ballard Wash., U.S.A.....	Ser., fish'g boat inland waters.
Roman.....	87-13	"	Steel...	536-70	149-15	Beverly, Eng....	Ser., fish'g boat coastwise, BC
Cheerful.....	28-16	"	wood...	79-55	41-50	Frasar Mills, BC	" ..
Fearful.....	28-16	"	" ..	79-55	41-50	" ..	" ..
Aquilo.....	37-78	"	steel...	176-18	103-60	South Boston, Mass.....	Ser., yacht "
				2,245-27	1,343-88		
				1,529-37	1,144-50		
Total.....				3,774-64	2,488-38		

H. G. ROBINSON.
Steamboat Inspector.

SESSIONAL PAPER No. 23

STATEMENT of steam vessels lost, broken up or laid up, as unfit for service, in the Dominion, during the year ending March 31, 1912, and where and how last employed.

VANCOUVER AND B. C. DIVISION.

BOILERS AND MACHINERY.

Name of vessel.	Where and how last employed.	Gross tonnage.	Class of vessel and reason of unfitness.
La France.....	Yukon river, frt & pass.....	200.96	Stern wheel, destroyed by fire.
Belfast.....	Coastwise, B.C., frt.....	105.15	Ser., " " "
Noname.....	" " tug.....	113.17	" sunk in collision..
Saturna.....	" " ".....	22.05	" boiler & machinery taken out.
Casca.....	Yukon river, frt. & pass.....	559.73	Stern wheel, boiler & machinery taken out.
		1,031.06	

H. G. ROBINSON,
A. E. HOPPER,
Steamboat Inspectors.

STEAM vessels inspected for the year ended 31st March, 1912.

VANCOUVER, B. C., DIVISION.

BOILERS AND MACHINERY.

Name of vessel.	Number of passengers allowed.	Date certificate expires.	Gross tons.	Class of vessel and where employed.
1912				
Roche point (gasoline).....	125	May 1....	80-84	Ser., pass., Vancouver & Howe sound.
Achates.....		" 1....	208-65	" tug, coast, B.C..
Lottie.....		" 2....	29-24	" " "
Matsqui.....		" 3....	113-15	" frt. "
Ivanhoe.....	15	" 5....	181-54	" tug, coast "
Clarence.....		" 7....	12-69	" " "
Saturna.....		" 9....	22-05	" " "
Escort No. 2.....		" 9....	192-37	" " "
Chinook.....		" 10....	34-23	" " "
Henriette.....	25	" 12....	761-53	" frt. and pass., coast, B.C.
Tyce.....		" 13....	31-53	" tug " "
Eagle.....		" 14....	34-74	" " " "
Earl.....		" 18....	70-91	" " " "
Le Roi.....		" 19....	195-80	" " " "
Elsie.....		" 21....	32-92	" " " "
Peerless.....		" 22....	128-30	" " " "
Clayburn.....	12	" 22....	75-50	" " " "
Dolphin.....		" 25....	40-34	" " " "
Belle.....		" 25....	94-17	" " " "
Staffa.....		" 26....	51-30	" " " "
Nezko (gasoline).....	34	" 28....	12-17	" pass., Burrard inlet & Bower isle.
Sadie Hiltz.....	38	June 1....	17-39	" " "
Winnifred.....		" 2....	12-97	" yacht, coast, B.C.
Imp.....		" 5....	55-91	" tug. =
Aime.....		" 6....	8-56	" yacht, coast, B.C.
Celtic.....	100	" 11....	239-32	" frt. & pass., coast, B.C.
Sea Lion.....		" 3....	217-86	" tug, coast, B.C.
Alluvia.....		" 8....	263-06	Stern wheel, tug, Fraser river.
Farquhar.....		" 9....	71-72	Ser., tug, coast, B.C.
1911				
Beaver.....	250	" 11....	545-44	Stern wheel, pass. & frt., Fraser river.
B. B. (gasoline).....	40	Sept. 30....	25-17	Ser., pass., Vancouver & Howe sound.
Etta White.....		Jan. 15....	97-35	Ser., tug, coast, B.C.
Mouping.....		Mar. 1....	33-05	" yacht "
Aliee.....		" 11....	34-62	" tug, "
Evangeline.....		" 21....	13-86	" " Vanc. harbour.
Sea Wolf.....		April 1....	29-10	" " coast, B.C.
Clansman.....		" 1....	72-40	" frt., "
Tepic.....		" 1....	70-87	" tug, "
Flyer.....		" 1....	47-64	" " "
Bermuda.....		" 2....	72-03	" " "
Constance.....		" 4....	22-97	" " "
Shamrock.....		" 5....	89-60	" " "
Terra Nova.....		" 5....	47-09	" " "
Muriel.....		" 12....	44-13	" " "
Nootka.....	25	" 12....	18-72	" pass., Vanc. and North Arm.
Canpac.....		" 14....	56-49	" tug, coast, B.C.
Skookum.....		" 14....	128-94	" dredge, "
B. B., (gasoline).....	30	" 15....	25-17	" pass., Vanc. and Howe sound.
Evergreen.....		" 16....	39-32	" tug, coast, B.C.
Cleeve.....		" 18....	35-94	" " "
Vancouver.....		" 18....	47-12	" " "
Kitsap.....		" 20....	28-43	" " "
Noname.....		" 20....	113-17	" " "
North Vancouver Ferry No. 2.....	600	" 21....	544-22	Ser., pass., ferry, Vanc. and North Vanc.
Senator Jansen.....	15	" 20....	299-98	Sternwheel, tug, Fraser river.
Ophir.....		" 28....	212-14	Ser., frt., coast, B.C.
North Vancouver Ferry No. 1.....	235	" 30....	103-83	Ser., pass., ferry, Vanc. and North Vanc.
Francis Cutting.....		July 11....	91-08	" tug, coast, B.C.

SESSIONAL PAPER No. 23

STEAM vessels inspected for the year ended 31st March, 1912.

VANCOUVER, B.C., DIVISION.

BOILERS AND MACHINERY.

Name of vessel.	Number of passengers allowed.	Date certificate expires.	Gross tons.	Class of vessel and where employed.
		1912.		
New Delta.....	75	" 14	72-02	" pass. and frt., Fraser river.
Charlie Gilley.....		" 17	9-53	" tug, Fraser river.
Favorite.....		" 17	25-15	" " coast, B.C.
Kingsway.....		" 18	246-75	" fishing boat, coast, B.C.
Clara W. Young.....		" 26	30-75	" tug, coast, B.C.
Etta White.....		Aug. 4	97-35	" " "
Maagen.....		" 10	45-44	" " "
Swan.....		" 12	12-27	" " "
Superior.....		" 12	44-18	" " "
Cowichan.....	200	" 13	961-87	" pass. and frt., coast, B.C.
Sea Otter.....		" 14	12-95	" yacht, " "
Alaskan.....		" 17	149-76	" frt., coast, B.C.
Swan.....		" 27	30-14	" tug, " "
Des Brisay.....		Sept. 7	33-11	" " "
Czar.....	30	" 8	152-18	" " "
Constance.....		" 12	49-52	" " "
Commodore.....	14	" 15	317-92	" " "
Takara Maru.....		" 16	30-22	" " "
Canadian.....		" 19	63-95	" " "
Eva.....		" 22	34-69	" " "
Fingal.....		" 23	90-69	" frt., " "
Active.....	18	" 30	171-74	" tug, " "
Jessie Mac.....		Oct. 2	56-99	" " "
Armoca.....		" 2	46-47	" " "
J. E. Boyden.....		" 13	121-93	" " "
M. T. C. No. 1.....		" 18	20-07	" " "
Marvis.....		" 27	68-55	" " "
Gypsy.....		" 28	26-33	Ser., tug, coast, B.C.
Point Ellice.....		Nov. 7	Not reg.	Dom. Gov't. tug, attending dredge, Vancouver harbour.
Kildonan.....		" 12	51-41	" tug, coast, B.C.
Jericho.....		" 17	44-33	" " "
Mystery.....		" 17	64-80	" " "
Maple Leaf.....		" 23	39-53	" " "
Thames.....		Dec. 3	20-37	" " "
Rex.....		" 19	13-95	" " "
Comox.....	60	" 20	101-17	" pass. frt., coast, B.C.
Call Creeks Pride.....		" 23	20-69	" yacht, " "
Cassiar.....	200	" 27	597-18	" pass. frt., " "
Lorna Doone (gasoline).....	36	" 31	20-62	" " Burrard inlet.
		1913.		
Shuswap.....		Jan. 4	33-00	Ser., tug, coast, B.C.
Storm King.....		" 5	98-51	" " "
Glenboro.....		" 8	73-96	" " "
Stranger.....		" 16	21-26	" " Fraser river.
Claxton.....		" 16	84-42	" frt., coast, B.C.
King Edward.....		" 16	Not reg.	Sternwheel, suction dredge, Fraser river.
Nagasaki.....		" 17	15-13	Ser., tug, coast, B.C.
Nora.....		" 17	19-43	" " Fraser river.
Vulcan.....		" 18	76-79	" " coast, B.C.
Defiance.....	40	" 18	89-88	" pass. and frt., Vanc. and North Arno
Vigilant.....		" 23	28-63	" tug, coast, B.C.
Coquitlam.....	78	" 30	256-33	" frt., " "
Senator.....		Feb. 1	27-63	" tug, " "
Erin.....		" 7	135-00	" " "
Britannia.....	250	" 10	325-94	" pass. and frt., Vanc. and Howe sound.
Westminster.....		" 10	24-48	" tug, coast, B.C.
Dauntless.....		" 27	138-02	" " "
Point Grey.....		" 28	Not reg.	Dom. Gov't. tug, Vanc. harbour.
Evangeline.....		" 29	13-86	" tug, Vanc. harbour.
Reliance.....		Mar. 1	36-14	" " coast, B.C.
We Two.....		" 7	31-93	" " "
Chieftain.....		" 8	64-80	" " "

STEAM vessels inspected for the year ended 31st March, 1912.

VANCOUVER, B.C., DIVISION.

BOILERS AND MACHINERY.

Name of vessel.	Number of passengers allowed.	Date certificate expires.	Gross tons.	Class of vessel and where employed.
		1912.		
Nortonian.....		" 11....	26.14	" " Coquitlam lake, B.C.
Centre Star.....		" 12....	39.42	" " coast, B.C.
Alberni.....		" 18....	28.03	" "
		1912.		
Baramba.....	400	Oct. 30....	1,012.25	Sternwheel, pass. and frt., Vanc. and Howe sound.
Imp.....		" 22....	55.91	Ser., tug, coast, B.C.
Total.....			12,945.13	

A. E. HOPPER,
Steamboat Inspector.

STEAM vessels inspected in Canada, but registered elsewhere, for the year ended 31st March, 1912.

VANCOUVER, B.C., DIVISION.

BOILERS AND MACHINERY.

Name of vessel.	Number of passengers allowed.	Date certificate expires.	Gross tons.	Class of vessel and where employed.	
		1912		\$	c.
Cetriana.....	150	April 28....	938.89	75.12	Pass. and frt., coast, B.C.
Marmion.....		Dec. 12....	324.24		Frt., coast, B.C.
Total.....			1,263.13		

A. E. HOPPER,
Steamboat Inspector.

SESSIONAL PAPER No. 23

STATEMENT of the number of steam vessels added to the Dominion during the year ended March 31, 1912, their class and horse power, whether of wood or iron, their gross and registered tonnage, where built, and where and how employed.

BOILERS AND MACHINERY.

Name of Vessel.	Horse power	Class.	Wood, iron or steel.	Gross tonnage.	Reg. tonnage.	Where built.	Where and how employed.
Roche Point.....	9.6	Gasoline ser.	Wood...	80.84	54.97	Vancouver, B.C.	Pass., Vanc. and North Arm., Burrard inlet.
Alluvia.....	9.6	Sternwheel....	"	263.06	154.59	New Westmin-ster, B.C.	Tug, Fraser river.
Kitsap.....	8.1	Screw.....	"	29.43	17.22	Ballard, Wash.	" Vanc. B.C.
Matsqui.....	10.6	"	"	113.15	76.95	Vancouver, B.C.	Frtn., coast B.C.
M.T.C. No. 1.....	6.0	"	"	20.07	13.65	Beach Wash, U.S.A.	Tug " "
Point Ellice.....	47.0	"	Steel....	Not reg		North Vancouver, B.C.	" Dom. Gov. attending dredge Vanc.
Jericho.....	7.9	"	Wood...	44.23	30.14	North Vancouver, B.C.	Tug coast, B.C.
Glenboro.....	13.5	"	"	73.96	50.30	Vancouver, B.C.	" "
Point Grey.....	62.9	"	Steel....	Not reg		North Vancouver, B.C.	" Dom. Gov. attending dredge Vanc.
Nortonian.....	2.0	"	Wood...	26.14	17.78	Coquitlam lake, B.C.	Tug Coquitlam lake, B.C.
Centre Star.....	8.1	"	"	39.42	26.81	Vancouver, B.C.	Tug coast B.C.
Alaskan.....	13.65	"	"	149.76	101.84	Ornetta, Ore., U.S.A.	Frtn., coast, B.C.
Total.....				839.16	544.25		

A. E. HOPPER,
Steamboat Inspector.

STEAM vessels inspected for the year ended 31st March, 1912.

KEEWATIN, MANITOBA AND N. W. TERRITORIES, DIVISION.

BOILERS AND MACHINERY.

Name of vessel.	Number of passengers allowed.	Date certificate expires.	Gross tons.	Class of vessel and where employed.
1912.				
Superior.....	30	April 15....	88-51	Scr., pass. tug, lake Superior.
Gordon Gauthier.....	25	" 15....	26-38	" " " "
Waheondah.....		" 15....	1,534-36	" frt., all lakes and rivers.
Laura Grace.....	150	" 15....	85-56	" pass. tug, Thunder bay.
F. A. Bowman.....		" 15....	133-32	" tug, Thunder bay.
Dominion (dredge).....		" 19....	595-08	Dredge, " "
Glenellah.....	5	" 21....	2,272-1	Scr., frt., all lakes and rivers.
Dundee.....		" 21....	2,277-68	" " " "
Empire.....		" 21....	413-03	Scow, lake Superior.
Viper.....		" 18....	33-94	Scr., tug, lake Superior.
Oreadia.....		" 18....	23-16	" " " "
Sarnia.....		" 19....	85-28	" " " "
Viking.....		" 19....	15-25	" fish tug, " "
Welcome.....	25	" 20....	21-23	" pass. tug, Thunder bay.
Gracie.....	30	" 20....	41-19	" pass. tug, Port Arthur and Silver island.
Dredge No. 15.....		" 24....	326-80	Dredge, Thunder bay.
Dredge No. 5.....		" 24....	230-80	" " " "
J. D. Morrison.....		" 24....	115-82	Scr., tug " "
Joe Dudley.....		" 24....	52-47	" " " "
Dredge No. 6.....		" 24....	209-52	Dredge " "
F. C. Barnes.....		" 24....	63-41	Scr., tug, " "
Pete Gorman.....		" 25....	64-50	" " " "
Siskiwitt.....		" 25....	47-17	" " " "
A. D. Cross.....		" 25....	46-81	" " " "
Shuniah (dredge).....		" 25....	759-02	Dredge " "
Dredge No. 1.....		" 26....	195-85	" " " "
Kennaquhair.....		" 26....	572-50	" " " "
Frank.....		" 27....	184-96	" " " "
Inez.....		April 27....	59-10	Scr., tug, Thunder bay.
Edward Fisk.....		" 27....	68-78	" " " "
W. J. Emmerson.....		" 29....	28-38	" fish tug, lake Superior.
Sport.....	15	May 1....	16-26	" pass. tug, Winnipeg river.
Argyle.....	125	" 2....	77-70	" ferry, Kenora and Keewatin.
Verbena.....	15	" 2....	73-25	" pass. tug, lake of the Woods.
Mary Hatch.....		" 3....	121-18	" tug, " "
Mather.....		" 3....	144-53	" " " "
Shamrock.....		" 3....	79-84	" " " "
Savage.....		" 5....	24-96	" " " "
Wendigo.....		" 6....	32-64	" " " "
Tempest.....		" 8....	74-56	" " " "
Winnitoba.....	800	" 8....	882-95	Pdl., pass., Red river.
Bonnitoba.....	400	" 8....	278-48	" " " "
Amelia Mae.....		" 15....	64-59	Scr., tug, " "
Idell.....		" 16....	53-92	" fish tug, lake Winnipeg.
Frederick).....		Not issued.	35-77	" " " "
Lady of the Lake.....		May 16....	201-43	" fish patrol " "
Daisy.....		Not issued.	26-33	" tug, " "
Alberta.....	670	May 18....	315-40	Pdl., pass., Red river.
J. M. Smith.....		" 18....	179-25	" tug " "
Kenora.....	400	" 19....	486-34	Scr., pass., Kenora and Rainy river.
Agwinde.....	100	" 30....	307-41	Pdl. pass., Rainy river.
Empress.....		" 20....	129-28	Scr. tug, lake of the Woods.
City of Selkirk.....	100	" 22....	282-67	" pass., lake, Winnipeg.
Rosamand Billet.....		" 23....	679-46	" frt., " "
Standard.....		" 24....	15-78	" tug, lake of the Woods.
Keewatin.....		June 12....	20-32	" tug, lake Athabasca.
Eva.....		June 14....	49-82	Scr., tug, McKenzie river.
McKenzie River.....	45	" 16....	405-72	Pdl., pass., and frt., McKenzie river.
St. Marie.....	125	" 17....	80-83	Scr., frt., McKenzie river.
St. Joseph.....		" 17....	25-56	Pdl., " Slave river.

STEAM vessels inspected for the year ended 31st March, 1912.
KEEWATIN, MANITOBA AND N. W. TERRITORIES. DIVISION.

BOILERS AND MACHINERY.

Name of vessel.	Number of passengers allowed.	Date certificate expires.	Gross tons.	Class of vessel and where employed.
		1912.		
Primrose.....		" 21....	8 90	Ser., tug, lake Athabasca.
Graham.....	60	" 22....	360 39	PdL., pass., Slave and Peace rivers.
Dunvegan.....	8	July 14....	31 80	Ser., pass., Peace river.
Peace River.....	20	" 17....	292 02	PdL., " " "
North Land Sun.....	20	" 20....	132 01	" " Lesser Slave lake.
North Land Star.....		" 21....	18 86	" frt., " " river
North Land Light.....	30	" 22....	148 43	" pass., Athabasca river.
Slave Lake.....		Not issued	18 01	" " " "
City of Edmonton.....		" " "	309 83	" " Saskatchewan river.
Seona.....		July 25....	114 25	" frt., " " "
Pigeon Lake.....		Not issued	78 62	" tug, Pigeon lake.
Daughter of the Peaks.....	10	July 28....	17 18	Ser., pass., lake Minniwanka.
Aylmer.....	10	" 28....	12 47	" " " "
Qu'Appelle.....	125	" 31....	82 19	" " Last Mountain lake.
Ruby.....		" 31....	20 09	" tug " "
Last Mountain (dredge).....		" 31....	96 83	Dredge " " "
George V.....		Aug. 1....	104 55	PdL., tug, Saskatchewan river.
City of Prince Albert.....		" 1....	141 14	" " " "
John Winten.....		" 1....	18 75	" " " "
Redwing.....		" 14....	32 14	Ser., yacht, lake of the woods.
Phyllis Williams.....		" 16....	104 01	" tug, lake Winnipeg.
Wolverine.....	60	" 16....	278 32	" pass., " " "
Chieftain.....		" 16....	60 85	" tug " " "
Victoria.....		" 16....	28 40	" " " " "
Assiniboine (dredge).....		Aug. 17....	431 21	Dredge, lake Winnipeg.
Crane.....		" 17....	232 06	" " " "
Red river.....		" 17....	244 50	" " " "
Lisgar.....		" 17....	26 34	Ser., tug " " "
Friday.....		" 18....	38 48	" " " " "
Winnipeg (dredge).....		" 18....	244 50	Dredge " " "
Ombabika.....	100	" 29....	75 69	Ser., pass., lake Nipigon.
Pewabic.....	25	" 28....	28 88	" " " " "
Nipigon.....	40	" 30....	35 50	" " Helen.
Herbert.....		" 31....	21 13	" tug Thunder bay.
Minnie W.....		" 31....	50 48	" " " "
St. Joe.....		" 31....	117 46	" frt. " " "
Dredge No. 8.....		" 31....	416 05	Dredge " " "
Salvor.....		" 31....	126 48	Ser., tug " " "
Julia V.....		Sept. 4....	40 81	" " Winnipeg river.
Laura A.....	5	" 9....	25 64	" pass., Rainy lake.
Rainy Lake.....	40	" 9....	30 91	" " " "
Algoma.....		" 9....	68 95	" tug " " "
Lizpeth.....		" 9....	24 72	" " " " "
Alert.....		" 9....	27 96	" " " " "
British Lion.....		" 11....	22 10	PdL., alligator, Rainy lake.
Kingfisher.....		" 11....	76 74	Ser., tug, lake of the woods.
Wapiti.....		" 11....	18 11	" yacht " " "
G. P. McIntosh.....	30	" 16....	58 25	" pass., tug, Thunder bay.
James Whalen.....	100	" 16....	313 14	" " lake Superior.
Arbutus.....	30	" 16....	49 49	" " Thunder bay.
Amisk.....		" 22....	32 02	" tug, lake Winnipeg.
Mikado.....	100	" 22....	241 73	" pass. " "
Sir Hector.....		Not issued	70 07	" tug " " "
Galatia.....	30	Sept. 26....	46 10	Ser., pass., lake Wabigoon.
Frank Marshall.....		" 26....	29 76	" tug " " "
Isabelle.....		Oct. 6....	40 73	" " lake Winnipegosis.
Manitou.....		" 7....	107 79	" fish tug lake Winnipegosis.
Winnipegosis.....		Not issued	11 61	" " " " "
Actress.....		Oct. 12....	11 63	" " " " of the Woods.
Catherine S.....		" 19....	66 60	" tug lake of the Woods.
Clipper.....		" 24....	52 95	" " " " "
Forrest B.....		May 1....	88 14	" " " " "
Total.....			22,063 76	

STEAM vessels inspected in Canada, but registered elsewhere, for the year ended 31st March, 1912.

KEEWATIN, MANITOBA AND THE N. W. TERRITORIES.

BOILERS AND MACHINERY.

Name of vessel.	Number Passengers allowed.	Date Certificate Expires.	Gross tons.	Class of vessel and where employed
		1912.		
Regina.....		April 21....	1,950.96	Scr., frt., all lakes and rivers.
Tagona.....		" 21....	2,003.83	" " " "
Edmonton.....		" 21....	1,982.00	" " " "
A. E. Mcknistry.....		" 22....	1,963.98	" " " "
Mapleton.....		" 22....	1,781.57	" " " "
Wexford.....		" 22....	2,103.55	" " " "
Turret Crown.....		" 22....	1,827.10	" " " "
H. M. Pellat.....		" 22....	1,591.50	" freight, all lakes and rivers.
Easton (U.S.A.).....		" 17....	460.00	" pass., Port Arthur and Duluth.
Total.....			15,671.39	

GEO. PHILLIPS,
Steamboat inspector.

SESSIONAL PAPER No. 23

STEAM vessels not inspected for the year ended 31st March, 1912.
KEEWATIN, MANITOBA AND THE N. W. TERRITORIES.

BOILERS AND MACHINERY.

Name of vessel.	Gross tonnage.	Registered tonnage.	REMARKS. Why not inspected and class of vessels.
Undine.....	9.45	6.44	Ser., tug, did not have time.
Brothers.....	17.50	11.90	" fish tug, did not have time.
Otter.....	19.89	13.21	" " " "
Day Star.....	13.47	6.99	" " " "
Orcadia.....	28.86	15.75	" " " "
Balmoral.....	36.93	23.31	" " " "
Cygnets.....	18.00	12.00	" " " "
Highlander.....	59.24	39.11	" " " "
Fern.....	29.16	19.83	" " " "
Bertha.....	10.75	8.95	" " " "
Trophy.....	7.46	5.02	" " " "
Laura M.....	18.04	12.27	" " " "
Argo.....	19.83	13.21	" " " "
Glenora.....	16.27	6.56	" " " "
Sea Gull.....	15.01	10.21	" " " "
Grebe.....	9.03	6.35	" " " "
Beatrice M.....	36.28	28.94	" " " "
John Bull.....	12.64	8.59	" " " "
Caraboo.....	28.65	16.41	" tug " "
Ethel Banning.....	37.54	16.53	" " " "
Helen S.....	12.68	8.63	" " " "
Wanderer.....	20.38	13.42	" " " "
Lady Ellen.....	18.56	12.63	" " " "
J. M. Spear.....	70.85	48.18	" " " "
Iceland.....	33.70	20.90	" " " "
Grace B.....	20.19	10.92	" " " "
Five Roses.....	42.92	39.47	" " " "
Bessie B.....	52.36	36.00	" " " "
Rat Portage.....	14.36	9.95	" " " "
Sam Brisbin.....	26.09	7.09	" pass. " "
Emma E.....	19.27	13.11	" tug. " "
Little Bobs.....	13.00	9.00	" " " "
M. J. O'Brien.....	253.06	159.03	Pdl., pass., " "
G. A. McLaurin.....	17.11	11.67	Ser., " " "
Solid Comfort.....	16.36	11.01	" " " "
Pioneer.....	16.00	8.00	" " " "
Mikado.....	24.92	12.17	" tug " "
Dryden Bell.....	15.20	10.36	" " not in commission.
Iona.....	39.15	24.00	" " " "
Hudson Bay Messenger.....	8.00	5.72	" " " "
J. H. Upham.....	25.85	14.21	" " " "
James Storey.....	48.53	33.34	" " " "
William Whyte.....	17.91	12.84	" " " "
Spray.....	18.00	12.00	" " " "
James Mayhew.....	36.00	24.00	" " " "
Northern Light.....	17.00	12.00	" " " "
Nora.....	20.23	13.76	" " " "
Josie.....	12.00	7.00	" " " "
Rambler.....	25.83	11.12	" " " "
Keewatin.....	81.84	36.29	" " " "
Carbarry.....	61.84	39.06	" " " "
Majestic.....	63.96	48.84	" " " "
Victor.....	26.32	16.24	" " " "
Archibald.....	19.85	15.65	" " " "
Pastime.....	14.84	6.17	" " " "
Frank Burton.....	93.74	62.91	" " " "
Niagara.....	396.43	214.95	Ser., pass., not in commission.
Minawa.....	171.56	100.46	" " " "
Saskatchewan.....	224.88	152.88	Pdl. " " "
Villeueuve.....	27.85	15.30	Ser. " " "
Cruiser.....	26.92	15.56	" tug, no application.
Ethel.....	20.20	17.04	" " " "
Kathleen.....	51.08	19.40	" pass., " "
Erin.....	13.80	6.60	" tug..... " "
Total.....		1,660.53	

GEO. PHILLIPS,
Steamboat Inspector.

STATEMENT of the number of steam vessels added to the Dominion during the year ended March 31, 1912, their class and horse power, whether of wood or iron, their gross and registered tonnage, where built, and where and how employed.

KEEWATIN, MANITOBA AND THE N. W. TERRITORIES.

BOILERS AND MACHINERY.

Name of vessel	Horse power.	Class.	Wood iron or steel.	Gross tonnage.	Reg. tonnage.	Where built.	Where and how employed.
McKenzie River.....	9-6	Stern pdl.....	compo- site...	412-85	302-87	Fort Smith, N. W. T.....	Pass. and frt., Great Slave lake and Slave and McKenzie rivers.
Phyllis Williams.....	31-8	Screw.....	Wood...	164-01	111-53	Selkirk, Manito- ba,	Tug, lake Winni- peg.
Nellie J.....	3-3	"	"	30-44	20-70	Kenora, Ont....	Tug, lake of the Woods.
Minnie W.....	10-46	"	Compo- site.	50-48	34-33	Fort William....	Tug, Thunder bay.
George V.....	9-6	Stern pdl.....	"	104,55	65-87	Prince Albert, Alta.....	Tug, Saskatche- wan.
Friday.....	4-8	Ser.....	Wood...	38-84	26-42	Selkirk, Mani- toba.....	Tug, Red river.
Total.....				801-17	561-72		

GEO. PHILLIPS,

Steamboat Inspector.

STATEMENT of steam vessels lost, broken up or laid up, as unfit for service, in the Dominion during the year ending March 31, 1912, and where and how last employed.

KEEWATIN, MANITOBA AND THE N. W. TERRITORIES.

BOILERS AND MACHINERY.

Name of vessel.	Where and how last employed.	Gross tonnage.	Class of vessel and reason of unfitness.
Eliza Williams.....	Tug, Thunder bay.....	50-48	Ser., dismantled.
Ogema.....	" Cedar lake.....	60-85	" "
Lotta S.....	" Winnipegosis lake.....	48-03	" "
William Cross.....	" Manitoy.....	21-66	" "
Shamrock.....	" Lake of the Woods.....	79-84	" "
Nahma.....	" Wabgoon lake.....	7-00	" "
Picket.....	" Thunder Bay.....	44-58	" "
Wrigley.....	Pass., McKenzie river.....	104-59	" "
Marvyl.....	Frt., lake Manitoba.....	225-07	" "
Seud.....	Tug, lake of the Woods.....	33-05	" "
Roderick.....	Pass., Rainy river.....	51-88	" wrecked
Gordon Gauthier.....	Tug, Thunder bay.....	26-38	" burned.
Fire King.....	Sand pump, Red river.....	101-90	Pdl., dismantled.
Total.....		855-31	

GEO. PHILLIPS,

Steamboat Inspector.

SESSIONAL PAPER No. 23

ENGINEERS CERTIFICATES.

List of certificates of competency and temporary certificates granted to engineers of steamboats.

No. of certificate.	Date of certificate.	Name.	Class.	Address	Where examination was passed.	Fee.
1911						
6148	April 8	Alphonse Chamberland.....	4th	St. Roch, P.Q.....	Quebec.....	5 00
6149	" 8	Arthur Noyle Edwards.....	Temporary.	Vancouver, B.C.....	Vancouver.....	2 00
6150	" 8	William Grant Ross.....	4th	Sarnia, Ont.....	Sarnia.....	5 00
6151	" 8	Adelard Chevrier.....	4th	St. Joseph de Sorel, P.Q.....	Sorel.....	5 00
6152	" 13	John Lovitt Cann.....	Temporary.	Yarmouth, N.S.....	Yarmouth.....	2 00
6153	" 13	Charles Edward Kennedy.....	3rd	Port Arthur, Ont.....	Port Arthur.....	5 00
6154	" 13	Allan Murray.....	4th	Rosport ".....	".....	5 00
6155	" 13	Walter Johnston.....	4th	Port Arthur ".....	".....	5 00
6156	" 13	John Leslie Insley.....	4th	" ".....	".....	5 00
6157	" 13	Donald McKay.....	4th	" ".....	".....	5 00
6158	" 13	William Albert Grant.....	4th	Fort William ".....	".....	5 00
6159	" 13	Thomas John Connors.....	3rd	Port Arthur ".....	".....	5 00
6160	" 13	Malcolm P. Currie.....	4th	" ".....	".....	5 00
6161	" 13	Edward R. Peachy.....	3rd	" ".....	".....	5 00
6162	" 13	Frank Roy Daley.....	4th	" ".....	".....	5 00
6163	" 13	William R. MacDonald.....	4th	Fort William ".....	".....	5 00
6164	" 13	Warren Hillis.....	4th	Port Arthur ".....	".....	5 00
6165	" 13	John Peter Gehl.....	4th	" ".....	".....	5 00
6166	" 13	Daniel A. Morrison.....	2nd	Point Tupper, N.S.....	Halifax.....	5 00
6167	" 13	Thomas M. McGrath.....	3rd	Sherbrooke ".....	".....	5 00
6168	" 22	Richard R. Stewart.....	Temporary.	Parry Harbour, Ont.....	Depot Harbour	2 00
6169	" 22	Michel Latulippe.....	1st	Village Lauzon, P.Q.....	Quebec.....	5 00
6170	" 22	Louis P. Ouellet.....	4th	" ".....	".....	5 00
6171	" 22	Peter Brown.....	Temporary.	Lake Megantic, P. Q.....	".....	2 00
6172	" 22	Maurice R. Hudson.....	4th	Victoria, B.C.....	Victoria.....	5 00
6173	" 22	Sinclair McDougall.....	4th	" ".....	".....	5 00
6174	" 22	Alexander Findlay.....	4th	" ".....	".....	5 00
6175	" 22	Charles A. Goodwin.....	Temporary.	" ".....	".....	2 00
6176	" 22	Norman Chalmers.....	3rd	Vancouver, B.C.....	Vancouver.....	5 00
6177	" 22	Frederick W. Calbiak.....	3rd	" ".....	".....	5 00
6178	" 22	Bertram A. Evans.....	4th	" ".....	".....	5 00
6179	" 22	Richard Haws.....	3rd	" ".....	".....	5 00
6180	" 22	John Whyte Kerr.....	4th	" ".....	".....	5 00
6181	" 22	James Reid.....	4th	" ".....	".....	5 00
6182	" 22	Frank Payne.....	3rd	Charlottetown, P.E.I.....	Charlottetown.....	5 00
6183	" 22	Emil Bylaud.....	Temporary.	Kenora, Ont.....	Kenora.....	2 00
6184	" 22	William H. Brooker.....	"	" ".....	".....	2 00
6185	" 22	Donald J. McDonell.....	"	" ".....	".....	2 00
6186	" 22	Joseph Brown.....	"	Halifax, N.S.....	Halifax.....	2 00
6187	May 6	Richard Jas. Boyd.....	"	Selkirk, Man.....	Kenora.....	2 00
6188	" 6	William Leclere.....	"	Montreal, P.Q.....	Montreal.....	2 00
6189	" 6	Jacob Allan Kennedy.....	"	Burk's Falls, Ont.....	Toronto.....	2 00
6190	" 6	Raymond Jollymore.....	"	Pictou, N.S.....	Pictou.....	2 00
6191	" 6	Thomas E. MacKay.....	"	New Glasgow.....	Halifax.....	2 00
6192	" 6	George W. Young.....	3rd	Sault Ste. Marie, Ont.....	Sault Ste. Marie	5 00
6193	" 6	Emerson Prichard.....	4th	Sault Ste. Marie West, Ont.....	".....	5 00
6194	" 6	Oscar Young.....	4th	Sault Ste. Marie, Ont.....	".....	5 00
6195	" 13	Tancrède Toupin.....	Temporary.	Champlain, P.Q.....	Montreal.....	2 00
6196	" 13	Alexander Major.....	"	Gananoque, Ont.....	Kingston.....	2 00
6197	" 13	James H. Bennett.....	"	Keewatin ".....	Kenora.....	2 00
6198	" 13	George Hill.....	"	Nepigon ".....	".....	2 00
6199	" 13	Francis W. Cook.....	"	Little Current ".....	Little Current.....	2 00
6200	" 13	Alexander Webster.....	3rd	Port Arthur, Ont.....	Port Arthur.....	5 00
6201	" 22	Siméon Fleury.....	Temporary.	Cross Point, P.Q.....	Campbellton.....	2 00
6202	" 22	George Stevenson.....	2nd U.K.	Victoria, B.C.....	Victoria.....	5 00

LIST of certificates of competency and temporary certificates granted to engineers of steamboats.

No. of certificate.	Date of certificate.	Name.	Class.	Address.	Where examination was passed.	Fee
6203	" 22	William J. O'Neill.....	Temporary	Rupert, PrinceC...B..	Prince Rupert	2.00
6204	" 22	Paul Gibson Hartley.....	2nd. U.K.	Bootham Terrace, York.	St. John.....	5.00
6205	" 22	Allen McLean.....	Temporary.	Newcastle, N.B.....	Newcastle.....	2.00
6206	" 22	Charles Hy. Oakes.....	"	Pictou, N.S.....	Halifax.....	2.00
6207	" 22	Stanley W. Lambert.....	"	Port Carling, Ont.....	Toronto.....	2.00
6208	" 22	Septimus W. Beaumont.....	"	Bracebridge, Ont.....	Gravenhurst.....	2.00
6209	" 22	George H. Johnson.....	2nd	Amprior, Ont.....	Montreal.....	5.00
6210	June 16	Richard Reddy.....	3rd	Boylston, Ont.....	Halifax and Canso.	5.00
6111	" 16	Emmanuelle Coulombe.....	4th	Berthier, P.Q.....	Quebec.....	5.00
6212	" 16	Joseph Milligan.....	3rd	Port Arthur, Ont.....	Port Arthur.....	5.00
6213	" 16	Clarence A. Woodrow.....	3rd	"	"	5.00
6214	" 16	Thomas Harrison.....	Temporary.	Kenora, " "	Kenora.....	2.00
6215	" 16	Norman McIvor.....	"	Larder City " "	Larder city.....	2.00
6216	" 16	James H. Laird.....	"	Bristol, P.Q.....	Sand Point.....	2.00
6217	" 16	Daniel Soucy.....	"	Pembroke, Ont.....	Kippawa.....	2.00
6218	" 16	John O. Abrahams.....	"	Vancouver, B.C.....	Vancouver.....	2.00
6219	" 16	Charles W. Maxon.....	"	"	"	2.00
6220	" 16	Marshall B. Spafford.....	"	Belleville, Ont.....	Kingston.....	2.00
6221	" 16	Elsewood Leeman.....	"	Smith Falls, Ont.....	Smith Falls.....	2.00
6222	" 16	Henry A. Leslie.....	"	Kingston, Ont.....	Kingston.....	2.00
6223	" 16	Alexander Wm. Dow.....	1st U.K.	Victoria, B.C.....	Victoria.....	5.00
6224	" 16	Edmund B. Dell.....	4th	"	"	5.00
6225	" 16	Archibald E. Davenport.....	3rd	Vancouver, B.C.....	Vancouver.....	5.00
6226	" 16	Robert W. Dickie.....	4th	Vancouver, B.C.....	"	5.00
6227	" 16	Walter G. Wooster.....	3rd	New Westminster, B.C	"	5.00
6228	" 16	John R. Fowler.....	3rd	Vancouver, B.C.....	"	5.00
6229	" 16	Thomas Wm. Mearns.....	4th	Victoria, B.C.....	"	5.00
6230	" 16	Arthur E. Noyce.....	Temporary.	Muskoka, Ont.....	Toronto.....	2.00
6231	" 16	Harvey Miller.....	"	Peterboro, Ont.....	Kingston.....	2.00
6232	" 26	Ernest Clark.....	"	Sturgeon Falls, Ont.....	Sturgeon Falls.....	2.00
6233	" 26	Thomas Kelso.....	"	"	"	2.00
6234	" 26	Benjamin Windsor.....	"	Callender, Ont.....	Callender.....	2.00
6235	" 26	William J. McEntyre.....	"	Port Sydney, Ont.....	Toronto.....	2.00
6236	" 26	William Jas. Waffle.....	"	Perth, Ont.....	Kingston.....	2.00
6237	" 26	John Alfred Harris.....	"	Gore's Landing, Ont.....	Peterboro.....	2.00
6238	" 26	Andrew Lajeunesse.....	"	Peterboro, Ont.....	"	2.00
6239	" 26	Damase Belanger.....	"	Montreal, P.Q.....	Montreal.....	2.00
6240	" 26	Adelard Morrissette.....	"	Mattawa, Ont.....	"	2.00
6241	" 26	Chesley Dewitt Colwell.....	"	St. John, N.B.....	St. John.....	2.00
6242	" 30	Albert E. Claus.....	"	Ridgeway, Ont.....	Crystal Beach.....	2.00
6243	" 30	Albert E. Brown.....	"	Vancouver, B.C.....	Vancouver.....	2.00
6244	" 30	George Bell.....	"	Liverpool, N.S.....	Halifax.....	2.00
6245	" 30	Thomas J. Mullen.....	"	L'Original, P.Q.....	L'Original.....	2.00
6246	July. 3	Arthur J. McNamara.....	"	Toronto, Ont.....	Toronto.....	2.00
6247	" 3	Robert Jas. Smith.....	"	Huntsville, Ont.....	Huntsville.....	2.00
6248	" 5	Charles J. O'Hanley, jr.....	"	Yarmouth, N.S.....	Yarmouth.....	2.00
6249	" 5	Louis Davigon.....	"	Sorel, P.Q.....	North Hatley.....	2.00
6250	" 5	William Geo. Murray.....	"	Portage lake of Bays.	Huntsville.....	2.00
6251	" 13	Thomas Renfrew.....	3rd	Victoria, B.C.....	Victoria.....	5.00
6252	" 13	Ernest R. Deacon.....	4th	Vancouver, B.C.....	Vancouver.....	5.00
6253	" 13	Alexander Morrow.....	2nd	Victoria, B.C.....	Victoria.....	5.00
6254	" 13	Henry T. F. Mortimer.....	4th	"	"	5.00
6255	" 13	William Craig.....	4th	"	"	5.00
6256	" 13	George Phillips.....	4th	Montreal, P.Q.....	Montreal.....	5.00
6257	" 13	Alvin E. Baillie.....	Temporary.	Gravenhurst, Ont.....	Toronto.....	2.00
6258	" 18	Jules Desforges.....	"	Calumet, P.Q.....	Montreal.....	2.00
6259	" 18	William Casper.....	4th	Lachine, P.Q.....	Montreal.....	5.00
6260	" 18	Edwin Silley.....	Temporary.	Sparrow Lake, Ont.....	Toronto.....	2.00
6261	" 18	Thadore A. Heye.....	"	"	Sparrow lake.....	2.00
6262	" 22	Richard M. Oliver.....	"	Little Current, Ont.....	Little Current.....	2.00
6263	" 22	William M. MacDonald.....	"	Vancouver, B.C.....	Vancouver.....	2.00
6264	" 22	Euclide Guitard.....	"	Montebello, P.Q.....	Montebello.....	2.00

SESSIONAL PAPER No. 23

LIST of certificates of competency and temporary certificates granted to engineers of steamboats.

No. of certificate.	Date of certificate.	Name.	Class.	Address.	Where examination was passed.	Fee
	1911					\$ c.
6265	" 22	Joseph Landry.....	4th	Sorel, P.Q.	Sorel.....	5 00
6266	" 31	Isaac Stivensen.....	Temporary.	Halifax, N.S.	Halifax.....	2 00
6267	" 31	William J. Meehan.....	4th			5 00
6268	" 31	Hugh G. Collins.....	Temporary.	Westport, N.S.	Westport.....	2 00
6269	" 31	Horace H. Snow.....	"	Port Wade N.S.	Halifax.....	2 00
6270	Aug. 1	George Fournier.....	"	Halifax, N.S.	".....	2 00
6271	" 1	Thomas L. Higgs.....	"	South Pender Island, B.C.	Victoria.....	2 00
6272	" 4	William H. Brain.....	"	North Vancouver.....	Vancouver.....	2 00
6273	" 4	Murdoch McNeill.....	"	Canso, N. S.	Halifax.....	2 00
6274	" 4	Alfred E. Johnston.....	"	Port Carling, Ont.	Gravenhurst.....	2 00
6275	" 4	James A. Morrison.....	"	Orillia, Ont.	Orillia.....	2 00
6276	" 14	Luc Girard.....	"	Pointe Bleu, P.Q.	Chicoutimi.....	2 00
6277	" 14	Joseph Potvin.....	"	St. Henri, P. Q.	Roberval.....	2 00
6278	" 14	Joseph Trottier.....	"	Roberval, P.Q.	".....	2 00
6279	" 14	Adino P. Pitt.....	"	Reeds Point, N.B.	Tondola Point.....	2 00
6280	" 14	James Walls.....	3rd	Chatham, N.B.	Chatham.....	5 00
6281	" 14	George Willis.....	Temporary.	Howick, Ont.	New Liskeard.....	2 00
6282	" 14	Théophane Normandeau.....	4th	Deschailions, P.Q.	Montreal.....	5 00
6283	" 14	Robert T. H. McCaw.....	Temporary.	Huntsville, Ont.	North Bay.....	2 00
6284	" 14	John Legendre.....	"	New Liskeard, Ont.	New Liskeard.....	2 00
6285	" 14	Alfred Th. Arbin.....	"		".....	2 00
6286	" 14	John McCaw.....	"	Dorset, Ont.	North Bay.....	2 00
6287	" 14	William V. Reynolds.....	"	New Liskeard, Ont.	Haileybury.....	2 00
6288	" 14	Frank H. Brickenden.....	"		Charlton.....	2 00
6289	" 14	Robert E. Holmberg.....	"	Temagami, Ont.	Bear Island.....	2 00
6290	" 14	Frederick M. Wallace.....	"	Lardner, B.C.	Vancouver.....	2 00
6291	" 17	William C. Wood.....	"	Orillia, Ont.	Orillia.....	2 00
6292	" 17	Walter F. Henry.....	"	Edmonton, Alta.	Toronto.....	2 00
6293	" 17	Kenneth A. Rood.....	"	Vancouver, B.C.	Vancouver.....	2 00
6294	" 17	Edward Hurst.....	"	Keewatin, Ont.	Kenora.....	2 00
6295	" 29	Jean Baptiste Seguin.....	"	Rigaud, P.Q.	Carillon.....	2 00
6296	" 29	George A. MacDonald.....	"	Vancouver, B.C.	Vancouver.....	2 00
6297	Sept. 1	Thomas Gagnon.....	"	St. Anne De Chicoutimi, P.Q.	Chicoutimi.....	2 00
6298	" 1	Frederick M. Young.....	"	Young's Point, Ont.	Kingston.....	2 00
6299	" 1	Alexander Major.....	"	Gananoque, Ont.	".....	2 00
6300	" 1	Joseph Bark.....	"	Cornwall, Ont.	".....	2 00
6301	" 20	Joseph Turcotte.....	"	Champlain, P.Q.	Almaville.....	2 00
6302	" 20	Thomas X. Cimon.....	"	Roberval, P.Q.	Roberval.....	2 00
6303	" 20	Albert C. Foster.....	"	Banff, Alta.	Banff.....	2 00
6304	" 20	Harry L. Bostwick.....	"	Gray's Mills, N.B.	St. John.....	2 00
6305	" 20	Wellsley Marryat.....	"	McNabs Island, N.S.	Halifax.....	2 00
6306	" 20	George N. Allan.....	"	Fort Frances, Ont.	Fort Frances.....	2 00
6307	" 20	John R. Christie.....	"	Pietou Landing, N.S.	Halifax.....	2 00
6308	" 20	Thomas H. Brady.....	"	Fort William, Ont.	Nipigon.....	2 00
6309	" 20	Hector Genereux.....	"	Grandes Piles, P.Q.	Grandes Piles.....	2 00
6310	" 20	John C. Hudson.....	"	Combermere, Ont.	Barry's Bay.....	2 00
6311	" 20	William Covey.....	"	Halifax, N.S.	Halifax.....	2 00
6312	" 20	Robert Paterson.....	4th	Collingwood, Ont.	Collingwood.....	5 00
6313	Oct. 17	Arthur Gallancher.....	Temporary.	Montreal, P.Q.	Montreal.....	2 00
6314	" 17	John Nicoll.....	3rd	Blind River, Ont.	Blind River.....	5 00
6315	" 17	Frank Kraive.....	Temporary.	Cape Island, N.S.	Halifax.....	2 00
6316	" 17	Thomas Williamson.....	"	Kenora, Ont.	Kenora.....	2 00
6317	" 17	Cyrilas Gagné.....	"	Fort Frances, Ont.	Fort Frances.....	2 00
6318	" 17	Harry L. Thompson.....	"	West Vancouver, B.C.	Vancouver.....	2 00
6319	" 17	Morris Gammon.....	"	Barrington Passage, N.S.	Halifax.....	2 00
6320	" 17	Harris Spencer.....	4th	Vancouver, B.C.	Vancouver.....	5 00
6321	" 17	Alexander Bett.....	3rd	"	".....	5 00
6322	" 17	John Emil Larson.....	4th	New Westminster, B. C.	".....	5 00
6323	Oct. 17	Murdoek Murray.....	2nd U.K.	San Francisco, U.S.A.	Victoria.....	5 00

LIST of certificates of competency and temporary certificates granted to engineers of steamboats.

No. of certificate.	Date of certificate.	Name.	Class.	Address.	Where examination was passed.	Fee
	1911					\$ c.
6324	" 7	Oliver Richards.....	2nd "	Victoria, B.C.....	"	5 00
6325	" 21	Arthur G. Eade.....	4th	Little Current, Ont....	Blind river.....	5 00
6326	Nov. 5	John A. Brown.....	4th	Halifax, N.S.....	Halifax.....	5 00
6327	Nov. 13	Jessie Leigh.....	4th	Victoria, B.C.....	Victoria.....	5 00
6328	" 13	William Hy. Kermodé.....	4th	Vancouver, B.C.....	"	5 00
6329	" 13	Frank McKechnie.....	4th	Victoria, B.C.....	"	5 00
6330	" 13	John McRae.....	2nd	"	"	5 00
6321	" 15	Wm. Hy. Burton.....	4th	"	"	5 00
6332	" 16	Fredk. Neil Adam.....	4th	Vancouver, B.C.....	Vancouver.....	5 00
6333	" 16	Gustav Hanson.....	4th	Kelowna, B.C.....	"	5 00
6334	" 16	Gilford H. Jones.....	4th	Vancouver, B.C.....	Vancouver.....	5 00
6335	" 16	Hubert N. Hamilton.....	4th	"	"	5 00
6336	" 16	Knute Carlson.....	3rd	"	"	5 00
6337	" 16	Cyril John Davey.....	2nd	"	"	5 00
6338	" 26	John A. McKenzie.....	4th	St. John, N.B.....	St. John, N.B.....	5 00
6339	" 16	Geo. Thompson.....	4th	"	"	5 00
6340	" 16	John Mitchell Bone.....	4th	Wind-or, Ont.....	Windsor, Ont.....	5 00
6341	" 18	Alfred Shaddick.....	4th	Richibucto, N.B.....	Bonaventure, P.Q.....	5 00
6342	" 18	Philippe Rouleau.....	4th	Levis, P.Q.....	Quebec.....	5 00
6343	" 18	François Tremblay.....	4th	St. Irénée, P.Q.....	"	5 00
6344	" 23	Alfred Meddler.....	4th	Quebec.....	"	5 00
6345	Dec. 4.	Jos. Lattinville.....	4th	Montreal.....	Montreal.....	5 00
6346	" 11	Albert Eakins.....	4th	Proctor, B.C.....	Victoria.....	5 00
6347	11 11	Frank Lanyon.....	4th	St. John West, N.B.....	St. John.....	5 00
6348	" 11	Wm. James Agate.....	4th	"	"	5 00
6349	" 11	Edward Prime.....	4th	"	"	5 00
6350	" 11	Frederick Wm. Keithuin.....	4th	"	"	5 00
6351	" 11	Joseph Johnston.....	4th	"	"	5 00
6352	" 11	Samuel Stone.....	4th	"	"	5 00
6353	" 11	Ray Denver Baldwin.....	4th	Vancouver, B.C.....	Vancouver.....	5 00
6354	" 11	Dovid Irwin.....	4th	Collingwood, Ont.....	Collingwood.....	5 00
6355	" 11	James H. Bennett.....	3rd	Keewatin, Ont.....	Kenora.....	5 00
6356	" 13	John Elisha Deal.....	4th	Halifax, N.S.....	Halifax.....	5 00
6357	" 13	Richard M. Gammon.....	3rd	Barrington Passage.....	"	5 00
6358	" 13	John Ireland Moir.....	4th	Halifax, N.S.....	"	5 00
6359	" 13	Walter A. Chandler.....	4th	Liverpool, N.S.....	"	5 00
6360	" 13	Tancrede Toupin.....	4th	Champlain, P.Q.....	Montreal.....	5 00
6361	" 29	Joseph Thibault.....	4th	Bienville, ".....	Quebec.....	5 00
6362	" 29	Edgar Samson.....	2nd	"	"	5 00
6363	" 29	Réne Bellerose.....	3rd	Sorel, ".....	Sorel.....	5 00
6364	" 29	Emile Carrier.....	4th	Village Bienville, P.Q.....	"	5 00
6365	" 29	Adjutor Cossette.....	3rd	Champlain, P.Q.....	"	5 00
6366	" 29	Arthur Lemay.....	3rd	Deschailions, P.Q.....	"	5 00
6367	" 29	Duncan Cameron.....	4th	Halifax, N.S.....	Halifax.....	5 00
6368	" 29	Benjamin A. Lumsden.....	3rd	Canso, ".....	"	5 00
6369	" 29	Byron Dickson.....	3rd	Pietou, ".....	Halifax.....	5 00
6370	" 29	Frederick Billard.....	4th	Louisburg, C. B., N.S.....	Halifax.....	5 00
6371	" 29	Frederick Tribe.....	3rd	Halifax, ".....	"	5 00
6372	" 29	John Scott.....	1st U.K.	Pietou, ".....	"	5 00
6373	" 29	David S. Crawford.....	3rd	Warton, Ont.....	Collingwood.....	5 00
6374	" 29	Angus Gunn.....	4th	Bothwells Corner, Ont.....	"	5 00
6375	" 29	Frederick H. Gilbert.....	4th	Sault Ste. Marie, East Ont.....	"	5 00
6376	" 29	Alfred J. McChristie.....	4th	Sault Ste Marie, Ont..	"	5 00
6377	" 29	Thos. C. Bowie.....	4th	Collingwood, Ont.....	Collingwood.....	5 00
6378	" 29	Ernest Wm. Rudd.....	3rd	Port Colborne, Ont.....	Toronto.....	5 00
6379	" 29	Arthur Wm. White.....	2nd	Toronto, ".....	"	5 00
6380	" 29	John Dakin.....	4th	St. John, N.B.....	St. John.....	5 00
6381	" 29	Berton G. Smith.....	4th	Sussex, N.B.....	"	5 00
6382	" 29	Reuben B. White.....	4th	Victoria Harbor, Ont.....	Toronto.....	5 00
6383	" 29	Joseph A. Legault.....	3rd	St. Anne de Bellevue, P.Q.....	Montreal.....	5 00

SESSIONAL PAPER No. 23

LIST of certificates of competency and temporary certificates granted to engineers of steamboats.

No. of certificate.	Date of certificate.	Name.	Class.	Address.	Where examination was passed.	Fee
	1911					\$ c.
6384	Jan. 3	Thomas R. Kingston.....	3rd	Yarmouth, N.S.....	Halifax.....	5 00
6385	" 3	Wm. M. Hislop.....	1st U.K.	Pictou, ".....	".....	5 00
6386	" 3	Herman J. Jameson.....	3rd	Canso, ".....	".....	5 00
6387	" 3	Merritt E. Williams.....	4th	St. John West, N.B....	St. John.....	5 00
6388	" 3	Omer Peloquin.....	4th	St. Joseph de Sorel, P.Q.....	Sorel.....	5 00
6389	" 16	William R. Gray.....	2nd U.K.	Victoria, B.C.....	Victoria.....	5 00
6390	" 16	Norman L. Griffin.....	2nd	Toronto.....	Toronto.....	5 00
6391	" 16	Walter D. Barss.....	4th	Hazel Hill, N.S.....	Halifax.....	5 00
6392	" 16	Robert E. Pillsworth.....	4th	Leamington, Ont.....	Toronto.....	5 00
6393	" 16	Walter McM. Lambert.....	4th	Gravenhurst, ".....	".....	5 00
6394	" 16	John W. Aston.....	4th	Toronto, ".....	".....	5 00
6395	" 16	Frederick Bone.....	4th	".....	".....	5 00
6396	" 16	George Docherty.....	4th	".....	".....	5 00
6397	" 16	Wilbert Thomas Smith.....	4th	".....	".....	5 00
6398	" 16	Ovila Coulombe.....	3rd	Sorel, P.Q.....	Sorel, P.Q.....	5 00
6399	" 16	Edward Jos. Smith.....	4th	Toronto, Ont.....	Toronto.....	5 00
6400	" 16	Robert Hy. Dorey.....	4th	Kingston, ".....	Kingston.....	5 00
6401	" 16	George Wm. Ford.....	4th	".....	".....	5 00
6202	" 29	George F. Thompson.....	3rd	Hampstead, N.B.....	St. John, N.B....	5 00
6403	" 29	John Bulger.....	3rd	Halifax, N.S.....	Halifax.....	5 00
6404	" 29	Donald McConnell.....	4th	Nottawa, Ont.....	Collingwood....	5 00
6405	" 29	John A. MacDonald.....	3rd	Owen Sound, Ont.....	".....	5 00
6406	" 29	Joseph Wm. McLeod.....	2nd	Collingwood, ".....	".....	5 00
6407	" 29	Charles Finn.....	4th	".....	".....	5 00
6408	" 29	William Lake.....	3rd	".....	".....	5 00
6409	" 29	Ambrose Dunn.....	2nd	Kingston.....	Kingston.....	5 00
6410	" 29	Frankland J. Sullivan.....	4th	".....	".....	5 00
6411	" 29	Frederick Pringle.....	4th	Pictou, ".....	".....	5 00
6412	" 29	Robert Knight.....	2nd	Kingston, ".....	".....	5 00
6413	" 29	Norman R. Leslie.....	4th	".....	".....	5 00
6414	" 29	Frederick Brian.....	3rd	William ville, King- ston, Ont.....	".....	5 00
6415	" 29	Joseph Kennedy.....	2nd	Kingston, Ont.....	".....	5 00
6416	" 29	Justice R. Ferguson.....	3rd	Pictou, ".....	".....	5 00
6417	" 29	James H. Robinson.....	4th	Trenton, ".....	".....	5 00
6418	" 29	Harmon Thompson.....	4th	Toronto.....	Toronto.....	5 00
6419	" 29	Charles W. Arnot.....	3rd	".....	".....	5 00
6420	" 29	John V. Ashworth.....	4th	".....	".....	5 00
6421	" 29	Garthorn J. Barker.....	4th	Waubauskene, Ont....	".....	5 00
6422	" 29	William I. Reid.....	2nd	LeRoy, ".....	".....	5 00
6423	" 29	Emile Delisle.....	4th	St. Croix, P.Q.....	Quebec.....	5 00
6424	" 29	Simeon Boisvert.....	4th	".....	".....	5 00
6425	" 29	Harvey Rucl.....	4th	Levis, ".....	".....	5 00
6426	" 29	Joseph A. Crepeau.....	1st	Sorel, ".....	Sorel.....	5 00
6427	" 29	Joseph A. Beliveau.....	4th	".....	".....	5 00
6428	" 29	Omer Beauceage.....	4th	".....	".....	5 00
6429	" 29	François X. Biron.....	4th	St. Croix, ".....	".....	5 00
6430	" 29	Louis E. Larivée.....	3rd	Sorel, ".....	".....	5 00
6431	" 29	Edgide Allie.....	3rd	Notre Dame de Pierreville, P.Q....	".....	5 00
6432	" 29	Joseph Caron.....	3rd	Sorel, ".....	".....	5 00
6433	" 29	Léon Salvail.....	4th	".....	".....	5 00
6434	" 26	Reginald B. Reeve.....	3rd	Vancouver, B.C.....	Vancouver, B.C.	5 00
6435	" 26	James Owens.....	3rd	".....	".....	5 00
6436	" 26	William Rennie.....	4th	South Vancouver.....	".....	5 00
6437	Mar. 26	Douglas McKenzie.....	2nd	Godsrich, Ont.....	Toronto.....	5 00
6438	" 26	William Hy. Kerr.....	2nd	Toronto, ".....	".....	5 00
6439	" 26	Edgar A. Prince.....	"	".....	".....	5 00
6440	" 26	Albert F. Bernier.....	4th	Waubauskene, Ont....	".....	5 00
6441	" 26	Austin Ferguson.....	4th	Midland, ".....	".....	5 00
6442	" 26	Allen Hy. Jenkins.....	4th	Orillia, ".....	".....	5 00
6443	" 26	James M. Brechin.....	3rd	Moonstone, ".....	".....	5 00

LIST of certificates of competency and temporary certificates granted to engineers of steamboats.

No. of certificate.	Date of certificate.	Name.	Class.	Address.	Where examination was passed.	Fee
	1911					\$ c.
6444	" 26	James Ramesbottom.....	3rd	Byng Inlet, ... "	"	5.00
6445	" 26	Harvey Eade Collins.	3rd	St. Catherines, "	"	5.00
6446	" 26	Edward Flummerfelt.....	3rd	"	"	5.00
6447	" 26	Charles Liveran Gray.....	4th	Allanburg, "	"	5.00
6448	" 27	Edward Locke Paddon.....	3rd	Victoria, B.C.....	Victoria.....	5.00
6449	" 26	Robert Jas. T. Smith.....	4th	"	"	5.00
6450	" 26	William Duncan.....	3rd	Nelson, "	"	5.00
6451	" 26	Frederick W. Beattie.....	4th	Pietou, N. S.....	"	5.00
6452	" 26	Stephen Osmand White.....	2nd	Whitney Pier, N.S.....	Halifax.....	5.00
6453	" 26	Harry Lorimer Callahan	4th	Guysboro, "	"	5.00
6454	" 26	Frank Wilbert Hickey.....	2nd	Loiusburg, N.S.....	"	5.00
6455	" 26	James Edward Donovan.....	4th	Georgetown, P.E.I.....	"	5.00
6456	" 26	Roderick McPherson.....	3rd	Glace Bay, C.B., N.S.....	"	5.00
6457	" 26	Gordon Maxwell Snow.....	3rd	Sandy Cove, "	"	5.00
6458	" 26	Edouard Lemay.....	3rd	Jacques Cartier, P.Q.....	Quebec.....	5.00
6459	" 26	Noé Rousseau.....	3rd	St. Apollinaire, "	"	5.00
6460	" 26	Joseph Colbert Jacques.....	4th	St. Antoine De Tilly P. Q.....	"	5.00
6461	" 26	Joseph A. Crabtree.....	3rd	Vancouver, B.C.....	Vancouver.....	5.00
6462	" 26	John Creeden.....	4th	New Westminster, B.C.....	"	5.00
6463	" 26	Benjamin Marchand.....	2nd	Champlain, P.Q.....	Montreal.....	5.00
6464	" 26	Henri Fugère.....	4th	Montreal, "	"	5.00
6465	" 26	Clomène Sauvageau.....	4th	Champlain, "	"	5.00
6466	" 26	Edouard Croteau.....	3rd	Montreal, "	"	5.00
6467	" 26	Walter B. Coollidge.....	4th	Sarnia, Ont.....	Sarnia.....	5.00
6468	" 26	Joseph Cotnoir.....	4th	Sorel, P.Q.....	Sorel.....	5.00
6469	" 26	Joseph Pelouquin.....	4th	St. Joseph de Sorel, P.Q.....	"	5.00
6470	" 26	Paul Bourrett.....	2nd	Sorel, P.Q.....	"	5.00
6471	" 26	Gustave Héroux.....	4th	"	"	5.00
6472	" 26	Michael S. Murray.....	2nd	Kingston, Ont.....	Kingston.....	5.00
6473	" 26	Frank Black.....	3rd	Brockville, "	"	5.00
6474	" 26	Frank Moyle.....	2nd	Morrisburg, "	"	5.00
6475	" 26	Wallace P. J. Meneray.....	4th	Lion's Head, "	Owen Sound.....	5.00
6476	" 26	John Joseph Holler.....	4th	Warton, "	"	5.00
6477	" 26	William James Buckley.....	3rd	Owen Sound "	"	5.00
6478	" 26	Earl Winfield Sparling.....	2nd	Collingwood, Ont.....	Collingwood.....	5.00



