

Shelf No. 328.71.C1212




TORONTO PUBLIC LIBRARY.

Reference Department.

THIS BOOK MUST NOT BE TAKEN OUT OF THE ROOM.

April 10 1916



Digitized by the Internet Archive  
in 2010 with funding from  
University of Toronto





# SESSIONAL PAPERS

VOLUME 19

PART I

THIRD SESSION OF THE TWELFTH PARLIAMENT

OF THE


DOMINION OF CANADA

SESSION 1914




VOLUME XLVIII.

310,07R



1901 1 1901





## ALPHABETICAL INDEX

TO THE

## SESSIONAL PAPERS

OF THE

## PARLIAMENT OF CANADA

THIRD SESSION, TWELFTH PARLIAMENT, 1914.

A	
Auditor General for year ended March 31, 1913, Vol. I, Pts. A to J; Vol. II, Pts. K to U, and Vol. III, Pts. V to Y. . . . .	1
Agriculture, Report of Minister of, ended March 31, 1914. . . . .	15
Agriculture, Dept. of; number of lecturers, inspectors, &c., belonging to, in Province of Nova Scotia, &c. . . . .	253
Agriculture, Dept. of; correspondence with <i>re</i> importation of pure bred animals into Canada. . . . .	260
Agricultural Instruction Act: copy of all arrangements between Govt. and Provinces under. . . . .	298
Aldershot Camp, N.S., <i>re</i> supply of ice for season of 1914, &c. . . . .	256a
Aldershot Camp, N.S., accounts <i>re</i> supplies for summer and autumn drill at, 1913. . . . .	256
Antigonish Harbour, correspondence <i>re</i> dredging of, &c. . . . .	232r
Antigonish Co., N.S., Blue Rock Breakwater in, <i>re</i> expenditures on in 1913, &c. . . . .	232v
Archives; Documents <i>re</i> Constitutional History of Canada, 1791-1818, &c. . . . .	29c
Arichat, N.S., <i>re</i> Public Building at, expenditures on, &c. . . . .	232(2m)
Armstrong, David, mail carrier of city of Sherbrooke, <i>re</i> dismissal, &c. . . . .	70(2b)
Asiatics: Immigration of, &c., in relation to O. in C. passed Dec. 19, 1913, restricting such into B.C. . . . .	261
Appointments:—	
Of the Moosejaw Post Office employees, salary, &c. . . . .	77
Of Mr. Pierre Cournoyer, Postmaster at St. Pierre de Sorel, County of Richelieu, &c. . . . .	77a

A	
Appointments:— <i>Continued.</i>	
Of Public Officers in city of Quebec, Depts. of Inland Revenue, Rys., Customs, Immigration, Marine, &c., since Oct. 1, 1911, to April 14, 1913; names, duties, &c. . . . .	77b
H. P. Duchemin <i>re</i> copy of instructions issued to, on appt. as Commissioner in N.S., &c. . . . .	77e
Of Train or Ticket Agents on I.C.Ry. and P.E.I.Ry., amts. rec'd, results, &c. . . . .	77c
Of J. G. H. Bergeron as Commissioner; date of, number of investigations held, &c. . . . .	77d
Of F. Roy as Postmaster of St. Philippe de Nery, Province of Quebec. . . . .	77f
Of Mr. J. G. H. Bergeron as Commissioner, &c. . . . .	77g
Of Mr. T. J. Oliver, of Humboldt, Sask., to present position; also appt. of successor at. . . . .	77h
Of successor to W. S. McKechnie, Dom. Lands Agent, Prince Albert, Sask., &c. . . . .	77i
Of Jos. Lemieux, Pes muster at Mont Louis, County of Gaspé, &c. . . . .	77j
Of successor to C. A. R. Desjardins, Postmaster at St. André de Kamouraska, &c. . . . .	78
Of for year 1913, of Captains, first and second Engineers for Dredges 1, 2, 3, 4, 5, 6, 7, 8, 9, 10 and 11, Dept. of Marine, below Montreal: Appointment of Captains and Engineers for 1913 for Tugs 'Carmelia,' 'Chambly,' 'Contrecoeur,' 'De Lévis,' 'Em'lia,' 'Iberville,' 'Jas. Howden,' 'Jesse Hume,' &c. . . . .	77k

<b>A</b>	
Of number of additional employees added to Customs Dept., city of Halifax, since Oct. 10, 1911..	77l
Of correspondence <i>re</i> appt. of Caretakers of Post Office at Rigaud, &c. . . . .	77m
Of Morrison, Allan, St. Peter's, N.S., Inspector of dwellings in Gregory Island, N.S., 1912-1913. . . . .	77n
Of names, length of service of all employees, Dept. Interior, in outside service since Jan. 1, 1912, to Dec. 31, 1913. . . . .	77o
Of number of appointments made in Customs at Montreal since Oct. 1, 1911, names, salaries, &c. . . . .	77p
Of number of Engineers, Asst. Engineers, Clerks, Divers, Dept. of Public Works, in Co. Bonaventure, since Oct. 1, 1911 . . . . .	77q
Of showing whether Louis P. Thibault, Alphonse Poirier, J. A. Morin, C. F. Rioux, and others, were appointed by Postmaster General. . . . .	77r
Of correspondence <i>re</i> appointment of present Collector of Customs at Antigonish. . . . .	77s
Of correspondence <i>re</i> appointment of present Collector of Customs at Antigonish. . . . .	77t
<b>B</b>	
Bélangier, Capt. of Smr. 'Eureka'; correspondence between, and Dept. Marine and Fisheries, year 1912 . .	249
Binders, Reapers Mowers, &c., exported to Canada, values, &c., in 1910, 1911, 1912, 1913. . . . .	184
Bonaventure Co., Que., expenditure incurred since Oct. 1, 1911, <i>re</i> investigations held in. . . . .	93c
Boring Mill at Lethbridge, Alta., correspondence in Dept. of Customs relating to. . . . .	213
Banks, Shareholders in Chartered, of the Dominion of Canada, to Dec. 31, 1913. . . . .	6
Banks, unclaimed balances, &c., in . .	7
Barre, Etienne, Trudeau, Jos., of municipality of Chambly Basin, <i>re</i> petition of, to Minister of Justice. . . . .	214
Bergeron, J. G. H., Inquiring Commissioner—Report made by, <i>re</i> Dr. J. D. Pagé, Quebec, year 1913. . . . .	60
Bergeron, J. G. H., return showing date of appointment, salary, travelling expenses, number of investigations, &c. . . . .	77d
Bertrand, Mrs. C. F., Dionne, Arthémise, <i>re</i> purchase of land from, connection with works, &c. . . . .	232y
Boards of Conciliation, Report of for year 1913. . . . .	36a
Bonds and Securities, Statement of all since Dec. 1912. . . . .	39
Bonaventure Co., Que., Expenditure of public works in, since Oct., 1911, to Feb., 1913. . . . .	222(28)
Brais, M. C., Documents <i>re</i> resignation from Govt. yards at St. Joseph de Sorel, and appointment of successor.	146

<b>B</b>	
Bourinot, John C., Seizures made by, as Preventive Officer and Collector of at Port Hawkesbury, N.S., &c. . .	49a
Bourinot, John C., Return <i>re</i> telegrams, letters, &c., received or sent to, by Dept. Customs, during years 1895-6-7. . . . .	49
Boutillier's Island, Lunenburg Co., N.S., correspondence <i>re</i> tenders, accounts, &c., connected with. . . . .	168
Branch Lines of Ry. of I.C.Ry. <i>re</i> construction of into Co. of Guysborough, &c. . . . .	86a
Branch Lines Ry. of I.C.Ry. <i>re</i> documents respecting question of acquiring any or all of, also running rights over I.C.Ry. . . . .	117
Branch Lines of Ry. of I.C.R., Orangevale to Cheticamp, in Inverness Co., N.S., Documents referring to. . . . .	117c
Bruce, Jas., <i>re</i> all documents connected with entry and cancellation of homestead entry of. . . . .	110e
British Columbia, Indian Lands in, inquiry of N. W. White during 1912-1913 as Commissioner. . . . .	130
Breakwater at Green Point, Gloucester Co., N.B., <i>re</i> construction of a. .	165
Breakwater at Goulman's Point, Guysborough Co., N.S., correspondence <i>re</i> . . . . .	232f
Breakwater at Blue Rock, Antigonish, N.S. . . . .	232v
Breakwater at Meat Cove, N.S., &c. .	
"    White Point, N.S., &c. . . . .	
"    Mill's Harbour, N.S., &c. . . . .	
"    McLeod's, Ingonish, &c. . . . .	271
"    Breton Cove, N.S. . . . .	
"    Little Bras d'Or, N.S. . . . .	
"    Cape Dauphin, N.S. . . . .	
"    Point Anconi, N.S. . . . .	
"    Jamesville, N.S. . . . .	
"    at the Gruff, Halifax, N.S. . . . .	232(28)
Bhwagan Singh, a Sikh Priest, correspondence <i>re</i> the deportation of, &c. . . . .	267
<b>C</b>	
Campbell, John, and Albert E. Milligan, correspondence <i>re</i> expropriation of lands of. . . . .	232(28)
Canadian National Bureau of Breeding, Ltd., date of incorporation of, names, &c., of members of. . . . .	289
Chateauguay River, <i>re</i> damming of, number of employees on, wages, &c.	232q
Coal lands situated in 28-19, 27-18, 27-17 and 23-18, west of the Fourth Meridian. . . . .	110f
Coal in Canada, Report of Conservation Commission on conservation of. . . .	210a
Customs, Report of Department of, year ended March 31, 1913. . . . .	11
Canadian Northern Railway Co.—No. 1. Copy of trust deed, date 30th June, 1903, between, and British Empire Trust Co, &c. . . . .	269

<b>C</b>	
No. 2. Copy of trust deed, date 6th May, 1910, between, and British Empire Trust Co., &c. . . . .	269a
No. 3. Copy of trust deed, date 19th Nov., 1913, between Mackenzie, Mann, Ltd., and British Empire Trust Co., &c. . . . .	269b
No. 4. Statement of floating liabilities of Ry. Cos in general title of Canadian Northern Ry. System. . . . .	269c
No. 5. Statement of securities pledged as collateral to Temporary Loans of Canadian Northern Ry. System. . . . .	269d
No. 6. Statement of Engineer's Estimate of cost of completing Canadian Northern Ry. System. . . . .	269e
Statement of Capital Stock authorized and issued of Companies set out in first schedule. . . . .	269f
Approximate estimate of betterments for six years of Canadian Northern Ry. System. . . . .	269g
Statement bearing on financing of Canadian Northern Ry. System to Dec. 31, 1913. . . . .	269h
Papers and Statements <i>re</i> Canadian Northern Ry. System, &c. . . . .	269i
Copy of trust deed dated Oct. 4, 1911, Canadian Northern Ry. to Guardian Trust Co., Limited, &c. . . . .	269j
List of Companies whose total stock is owned by Canadian Northern Ry. Co., &c. . . . .	269k
Further Statements bearing on financing of Canadian Northern Ry. System. . . . .	269l
Correspondence, telegrams, &c., from Premiers of Provinces of N.S., B.C., Alberta and Sask. <i>re</i> matter of aid.	269m
Copy of trust deed, Dec. 28, 1903, Lake Superior Terminals Co., Ltd., &c. . . . .	269n
Colonels, Honorary do, Lieut. do, <i>re</i> return showing number appointed by Minister of Militia since Oct. 11, to March 31, 1914. . . . .	218
Return <i>re</i> number of Honorary appointments to Military rank made by Minister of Militia, &c. . . . .	218a
Canal Statistics, season of Navigation, 1913. . . . .	20a
Canadian Forestry Association, Communications made by, to the Govt., &c. . . . .	45
Canadian Pacific Railway Strikes, Return <i>re</i> application for Board of Conciliation, &c. . . . .	62
Canadian Pacific Railway Coy, <i>re</i> lands sold by, year ended Oct. 1, 1913. . . . .	107
Canadian Pacific Railway, Copy of all contracts with Dept. Rys. with <i>re</i> joint station at the Palais, Quebec city. . . . .	114b
Chesley, Village of, South Bruce, <i>re</i> installation of letter boxes in, &c. . . . .	209
Civil Service Insurance Act, Statement <i>re</i> , for year ending March 31, 1913.	51
Civil Service, Superannuation and Retiring Allowances in, during year ending Dec. 31, 1913, &c. . . . .	52
Civil Service, Inside, Number of persons appointed, not passing exams., held in May and November each year. . . . .	104c

<b>C</b>	
Civil Service, for each Dept. of Civil Service, names, salaries, &c., of employees; also names, &c., not in Service, employed in any Dept., since Oct. 10, 1911; also names removed from office, &c. . . . .	1019
Civil Service, Number of Certificates asked from Civil Service Commission since March 31, 1913; number refused, and reason for, &c. . . . .	104b
Civil Service, List for 1913. . . . .	30
Civil Service Commission, Report of, for year 1913. . . . .	31
Commissioners appointed by Govt. since Oct. 10, 1911, Number of; names, amount paid, number still under pay. . . . .	115
Commissions created since Oct. 10, 1911, Return asking for copy of; copy of evidence taken, report, &c.	91a
Commissions created since Oct. 12, 1911, Names and members of, purposes, salaries, &c. . . . .	91
Country Harbour, Guysborough, Co., N.S., Survey of line of Ry. from, to Cape George, N.S. . . . .	86
Conference of Representatives of the Provinces held Oct., 1913, Minutes of, &c. . . . .	119a
Criminal Statistics, year ended Sept. 30, 1912 (Appendix to Report of Minister of Trade and Commerce for year 1912). . . . .	17
Cruiser, D.G., 'Margaret,' <i>re</i> the building of; contract price, names of tenderers, &c. . . . .	215
Criminals released from parole from Penitentiaries, &c., year ended Mar. 31, 1913, &c. . . . .	274
Car Ferry Service between Mainland and P. E. Island, Correspondence, &c., <i>re</i> . . . . .	121a
Canadian Contracting Coy, showing names of promoters and powers given to Company, by letters patent.	194
Cape Breton Railway, <i>re</i> purchasing of by Govt., and building line from St. Peter's to Sydney and Louisbourg.	171
Canal, Soulanges, Names of employees on, salary, date of hiring, &c. . . . .	127
Central Ry. Co. of Canada, <i>re</i> application of, for change of route, to Dept. of Rys. and Canals. . . . .	82
Central Ry. Co. of Canada, Annual Report by, to the Railway Dept. . . . .	136
Simon, Hon. Mr. Justice, <i>re</i> amount of money received by, from 1890 to 1913, during time of connection with Kamouraska. . . . .	280
Chartered Banks in Canada in liquidation since Confederation, Number of; date in each case, &c. . . . .	183
Citizens of the United States, how many employed by Govt. since Nov. 1, 1911. . . . .	94
Chemical Manure, <i>re</i> report of Geo. Lafontaine respecting manufacturing of, during fiscal year. . . . .	223
Chinamen, Number of entering Canada in years 1911, 1912 and 1913. . . . .	196
Colpitts, Gustavus A., <i>re</i> detention at Ilmouski on steamship in Sept., 1911, by officers of Govt., &c. . . . .	195

<b>C</b>	
Combinet Investigation Act, Board appt. under, to investigate United Shoe Machinery Co., Report. . . . .	154
Commissions, <i>re</i> each issued by Govt. since Oct. 10, 1911; Copy of Evidence, &c. . . . .	91b
Commissions formed by Govt. since Oct., 1911; names, occupations of Commissioners, &c. . . . .	91e
Commission for purpose of beautifying Ottawa city and vicinity, Correspondence <i>re</i> , &c. . . . .	91d
Commissions created by legislation or Orders in Council since Oct. 12, 1911, Members of, &c. . . . .	91e
Commission of N. W. White to inquire into Indian Lands in British Columbia. . . . .	130
Commission to investigate the cost of living, copy of O.C. appointing same.	132
Commissions appointed under Inquiries Act; number of since Oct. 1, 1911; names of Commissioners, &c.	91f
Constitutional History of Canada, 1791-1818, Documents <i>re</i> , &c. . . . .	29c
Coteau Landing, Names of wharfingers at; number of vessels moored at, &c. . . . .	250
Customs Tariff Act, &c., Correspondence <i>re</i> temporary suspension of, <i>re</i> wire rods, &c. . . . .	116
Customs Act, Copy of Orders in Council since June, 1914, altering rates of duties existing under, &c. . . . .	156
Customs Building in Village of Chesley, South Bruce, Documents <i>re</i> , &c.	232(2h)

**D**

Dairy and Cold Storage, Report of Commissioner of, for year ending March 31, 1913. . . . .	15a
Distilled Water, &c., Amount paid for, in Ottawa by Govt. since Jan. 1, 1912, to March 1, 1914, also cost per day. . . . .	247
Dominion Lands, Order in Council <i>re</i> , between Oct., 1912, and Nov. 30, 1913, Forest Reserves Park Act. . . . .	110
Dominion Lands, Orders in Council <i>re</i> , between Oct. 1, 1912, and Nov. 30, 1913. . . . .	119c
Dominion Lands Regulations <i>re</i> disposition of, from Oct., 1911, to Jan., 1912, &c. . . . .	43
Dominion Police Force, Average number of men employed on; travelling expenses, &c. . . . .	112
Dorchester Penitentiary, <i>re</i> vacancy of Deputy Warden, and appt. of successor to Mr. A. B. Pipes, &c. . . . .	174
Dredging operations in British Columbia. . . . .	101
Dredging at Bathurst Harbour, N.B., relating to, done on bar, seasons of 1910, 1911, 1912, 1913. . . . .	170
Dredging at Bathurst Harbour, N.B., <i>re</i> all tenders for, and contracts awarded. . . . .	170a
Dredging at Bathurst Harbour, N.B., Correspondence <i>re</i> deposit of sand, &c., dumped into S.W. channel. . . . .	179b
Dredging at Bonaventure River, all documents, &c., connected with. . . . .	232e

**D**

Dredging, Nova Scotia Dredging Co., <i>re</i> dredging performed by, or other companies, at Jeddore, N.S. . . . .	232f
Dredging in Harbour of St. John, N.B., or tributaries, Number of firms or persons engaged in, since Oct. 1, 1911. . . . .	232n
Dredging in Harbour and River, St. John, N.B., Number of tug boats engaged in connection with, since Sept. 21, 1911. . . . .	232p
Dredging of Des Prairies River, all documents <i>re</i> , &c. . . . .	232(2a)
Dredging operations carried on in Bonaventure Co. in 1913. . . . .	232(2g)
Dredging operations at Port Elgin, N.B., all documents relating to, &c.	232(2p)
Dredging, Surrender of contract for, in Miramichi Bay, N.B., by A. & R. Loggie. . . . .	232(2t)
Dry-Dock, Specifications, tenders, &c., <i>re</i> proposed, at Lauzon, Que. . . . .	232d
'Destructive Insect and Pest Act,' Regulations under. . . . .	65
Desjardins, C. A. R., Postmaster at St. André de Kamouraska, <i>re</i> resignation of, &c. . . . .	78
Demers, Eugène, and Jos. Olivier, Claims of, against the I.C.Ry., &c. . . . .	85b
Deputy Ministers, Number of employees under each, &c., also salary of Customs Commissioner &c. . . . .	104f
Dog-Fish Reduction Works at Clark's Harbour, N.S., Cost of maintenance, receipts, &c., years 1910, 1911, 1912.	67
Duties, Remission and refund of, under section 92, Audit Act. . . . .	66
Dubisson, Arthur, <i>re</i> employment of, as Immigration Agent at Gravelburg, Sask. . . . .	77u
Duchemin, H. P., Return <i>re</i> date of appointment, number of investigations held since, &c. . . . .	93f
Duchemin, H. P., Return <i>re</i> expenditures by I.C.Ry. in connection with inquiries held by. . . . .	33g
Dismissals:—	
Return <i>re</i> dismissal of Horace Rindress, Quarantine Medical Officer, North Sydney, N.S. . . . .	44
Return <i>re</i> dismissal of A. T. Doucett, Postmaster and Collector of Customs at Salmon River, Digby Co., N.S. . . . .	44a
Return <i>re</i> dismissal of Alex. Bourque, Storm Signal Agent at Bonaventure, Que. . . . .	44b
Return <i>re</i> dismissal of Patk. Conway, Lightkeeper, White Head Island, N.S. . . . .	44c
Return <i>re</i> dismissal of Capt. Wm. Smith, Coxswain, Lifeboat at Shelburne, Co.; N.S. . . . .	44a
Return <i>re</i> dismissal from Public Offices, Co. of Kings, N.S., since Oct. 11, 1911. . . . .	44c
Return <i>re</i> dismissal of Jos. E. A. Landry, Lighthouse keeper, St. Omer, Que. Copy of charges against. . . . .	44f
Return <i>re</i> dismissal of Colin McIsaac, Preventive Officer at Port Hood, N.S. . . . .	44g

**D**

Return *re* dismissal of Mr. Pesha, Postmaster at Kent Bridge, Ont. 44h

Return *re* dismissal of John F. Reeves, Postmaster at Muirgrave, N.S. . . . . . 44i

Return *re* dismissal of Havelock MeLeod, Postmaster at Big Intervale, Inverness Co., N.S. . . . . . 44j

Return *re* dismissal of S. Lapointe, Postmaster, St. Eloi, Temiscouata Co., Que. . . . . . 44k

Return *re* dismissal of Wm. Bow, Postmaster at Winchester Village, Dundas Co., Ont. . . . . . 44l

Return *re* dismissal of Mrs. Ellen O'Neill, Postmistress at O'Neill's P.O., Westmorland Co., N.B. . . . . 44m

Return *re* dismissal of Alex. Labllois, Postmaster at Miguasha. . . . . 44n

Return *re* dismissal of Madame Z. Narcotte, Postmistress, Nouvelle West, Bonaventure Co., Que. . . . . 44o

Return *re* dismissal of Jos. Venault, Postmaster at Guay, Co. of Lévis, Que. . . . . . 44p

Return *re* dismissal of Postmaster at Osage, Sask., and appointment of successor, &c. . . . . . 44q

Return *re* dismissal of Geo. Taylor, Postmaster at Bickerton, N.S. . . . . 44r

Return *re* dismissal of Mlle Paulhus, Postmistress, Point St. Victoire, Que. . . . . . 44s

Return *re* dismissal of Perker S. Hartt, Postmaster at South Manchester, N.S. . . . . . 44t

Return *re* dismissal of Chas. L. Gass, Postmaster at Bayfield, N.S., also copy of evidence, &c. . . . . 44u

Return *re* dismissal of Madame Belzil, Postmistress at St. Octave, Co. of Rimouski, Que. . . . . . 44v

Return *re* dismissal of John McDonnell, Postmaster at Essex, Inverness Co., N.S. . . . . . 44w

Return *re* Jas. Bain, Postmaster of Ninga P.O., Ninga Manitoba. . . . . 44x

Return *re* dismissal of Wm. McKinnon, Postmaster at Erinville, Guysborough, N.S. . . . . . 44y

Return *re* dismissal of J. N. Cloutier, Postmaster at St. Benoit Lake, Beauce Co., Que. . . . . . 44z

Return *re* dismissal of Mrs. Weave, Postmistress at Coal Creek, Queen's Co., N.B. . . . . . 44(2a)

Return *re* dismissal of Postmasters in Bonaventure Co., by present Government, &c. . . . . . 44(2b)

Return *re* dismissal of Alex. Fraser, Postmaster at Fraser's Grant, Antigonish Co., N.S. . . . . . 44(2c)

Return *re* dismissal of all public officers by present Government in the district of Portneuf, &c. . . . . 44(2d)

Return *re* dismissal of the Postmasters in Co. of Two Mountains, &c. . . . . 44(2c)

Return *re* dismissal of Thos. Chalmers McLean, Postmaster at Ivera, North Cape Breton and Victoria, N.S. . . . . . 44(2f)

Return *re* dismissal of C. P. Blanchard, Postmaster at Truro, N.S. . . . . 44(2g)

**D**

Return *re* dismissal of Samuel Atwood, Atwood's Brook, Shelburne Co., N.S. . . . . . 44(2h)

Return *re* dismissal of Postmasters in Co. of Berthier, since 21st September, 1911, &c. . . . . . 44(2i)

Return *re* dismissal of Wilfrid Pellemarre, Postmaster at Hervey Junction, County of Portneuf. . . . . 44(2j)

Return *re* dismissal of Rufus D. Corrigan, Postmaster at Sand Point, Guysborough Co., N.S. . . . . . 44(2k)

Return *re* dismissal of Daniel Dunlop, Postmaster at New Campbellton, North Cape Breton, N.S. . . . . . 44(2l)

Return *re* dismissal of Duncan Cameron, Postmaster, Craigmore, Inverness Co., N.S. . . . . . 44(2m)

Return *re* dismissal of Angus Cameron, Postmaster at Fairlight, Sask. . . . . . 44(2n)

Return *re* dismissal of M. Sauriol, Postmaster, Port Janvier, Co. of Terrebonne. . . . . . 44(2o)

Return *re* dismissal of Donald Johnston, Postmaster, Leitch's Creek; changes made in names of Leitch's Creek, &c. . . . . . 44(2p)

Return *re* dismissal of Jas. McLees, Postmaster at Bishop's Mills, Grenville Co., Ont., &c. . . . . . 44(2q)

Return *re* dismissal of Mrs Sara C. Rankin, Postmistress at S. W. Ridge, Mabon, N.S. . . . . . 44(2r)

Return *re* number of dismissals from public service in County of Cumberland, N.S., from June 23, 1896, to September 21, 1911, &c. . . . . 44(2s)

Return *re* dismissal of all employees in Co. of Three Rivers, and St. Maurice, since Oct. 15, 1911, to April, 1913. . . . . . 44(2t)

Return *re* number of dismissals by present Govt. in constituency of Regina, up to Dec. 10, 1912. . . . . 44(2u)

Return *re* dismissal of all public officers by present Govt. in Co. of Kamouraska, names, duties, &c. . . . . 44(2v)

Return *re* dismissal of all public officers by present Govt. in Co. of Prince, P.E.I., up to Feb. 10, 1913, &c. . . . . . 44(2w)

Return *re* dismissal of all public officers by present Govt. in Strathcona Riding, to Dec. 10, 1912. . . . . 44(2x)

Return *re* dismissal of all public officers by present Govt. in Salteauxs Riding, to Dec. 10, 1912. . . . . . 44(2y)

Return *re* dismissal of all public officers by present Govt. in Co. of Champlain since Oct. 15, 1911, to April, 1913. . . . . . 44(2z)

Return *re* dismissal of all public officers by present Govt. in Co. of Cumberland, N.S., since Oct. 11, 1911, to March 3, 1913. . . . . . 44(3a)

Return *re* dismissal of all public officers by present Govt. in Co. of Westmorland, N.B., since Oct. 1911, to Feb. 3, 1913. . . . . . 44(3b)

Return *re* dismissal of all public officers by present Govt. in Co. of Annapolis, N.S., since Oct., 1911, to Mar. 3, 1913. . . . . . 44(3c)

## D

Return <i>re</i> dismissal of all public officers by present Govt. in Co. of Nicolet, since Oct., 1911, to April 28, 1913. . . . .	44(3d)
Return <i>re</i> dismissal of all public officers in constituency of Victoria, Alta., to 29th Jan., 1913, &c. . . . .	44(3e)
Return <i>re</i> dismissal of all public officers by present Govt. in Co. of Shelburne and Queens, N.S. . . . .	44(3f)
Return <i>re</i> number of Postmasters dismissed in County of Antigonish, N.S. . . . .	44(3g)
Return <i>re</i> dismissal of Dr. Freeman O'Neill, Port Physician, Louisbourg, C.B., N.S. . . . .	44(3h)
Return <i>re</i> dismissal from public offices by present Govt. in County of Digby, N.S., since Oct. 11, 1911, to Mar. 3, 1913. . . . .	44(3i)
Return <i>re</i> dismissals from public offices by present Govt. in Co. of Queens-Shelburne, N.S., since Oct. 11, 1911, to date. . . . .	44(3j)
Return <i>re</i> dismissals from public offices by present Govt. in city of Quebec, Dept. of Rys. and Canals and others. . . . .	44(3k)
Return <i>re</i> dismissals from public offices by present Govt. in Co. of L'Assomption, Que., &c. . . . .	44(3l)
Return <i>re</i> dismissals from public offices by present Govt. from each Dept., names, P.O. address, since Oct. 11, 1911. . . . .	44(3m)
Return <i>re</i> dismissals from public offices by present Govt. in Co. of Digby, N.S., since Oct. 11, 1911, to Mar. 3, 1913. . . . .	44(3n)
Return <i>re</i> dismissal of Phileas Habel, Lightkeeper, St. Louis de Lotbinière, Co. of Lotbinière, Que. . . . .	44(3o)
Return <i>re</i> dismissal of Fishery Overseer Migneault at Seven Islands, and appt. of Elzéar Levesque . . . . .	44(3p)
Return <i>re</i> dismissals from public offices by present Govt. in Co. of Maskinongé since Oct. 11, 1911, to April 28, 1913. . . . .	44(3q)
Return <i>re</i> dismissals from public offices by present Govt. in Co. of Kings, N.S., since Oct. 11, 1911, to Mar., 1913. . . . .	44(3r)
Return <i>re</i> dismissals from public offices by present Govt. in Co. of Colchester, N.S., since Oct. 11, 1911, to Mar. 3, 1913. . . . .	44(3s)
Return <i>re</i> dismissals from public offices by present Govt. in Co. of Hants, N.S., since Oct. 11, 1911, to Mar. 3, 1913. . . . .	44(3t)
Return <i>re</i> dismissal of Miss Eugénie Dorion from office of P. O. Inspector, Quebec, &c. . . . .	44(3u)
Return <i>re</i> dismissal of Jas. R. Laing, Postmaster, Liscombe, N.S., &c. . . . .	44(3v)
Return <i>re</i> dismissal of A. L. Desève, Officer in charge of Fish Hatchery, Magog, Que., &c. . . . .	44(3w)
Return <i>re</i> dismissal of Jas. T. Richardson, Sub-Collector of Customs, Humboldt, Sask. . . . .	44(3x)
Return <i>re</i> dismissals from public offices in constituency of Regina, names, &c., to Dec. 10, 1912. . . . .	44(3y)

## D

Return <i>re</i> dismissal of Mr. Hicks from Customs Service, Bridgetown, N.S., &c. . . . .	44(3z)
Return <i>re</i> dismissal of Ralph Harris, Sub-Collector of Customs at Pelee Island, Ont. . . . .	44(4a)
Return <i>re</i> dismissal of Aylmer Orton, Customs Officer at Windsor, Ont. . . . .	44(4b)
Return <i>re</i> dismissal of Fredk. Forster, Sub-Collector of Customs, Kingsville, Ont. . . . .	44(4c)
Return <i>re</i> dismissal of Andrew Darragh, Immigration Officer at Windsor, Ont., &c. . . . .	44(4d)
Return <i>re</i> dismissal of John Halstead, Immigration Officer at Windsor, Ont., &c. . . . .	44(4e)
Return <i>re</i> dismissal of Napoléon Daigle, Lightkeeper at Barre-à-Boulard, St. Louis de Lotbinière, Que. . . . .	44(4f)
Return <i>re</i> dismissals from public offices by present Govt. in Co. of Cumberland, N.S., from June 23, 1896, to Sept., 1911. . . . .	44(4g)
Return <i>re</i> dismissal of Jas. H. Smart, Postmaster at Kingsville, Ont., &c. . . . .	44(4h)
Return <i>re</i> dismissal of John A. Roy, Postmaster at Maitland, Co. of Hants, N.S. . . . .	44(4i)
Return <i>re</i> dismissal of Thomas Nelson, Postmaster at Scotch Village, Co. of Hants, N.S. . . . .	44(4j)
Return <i>re</i> dismissal of Albert McHeffey, Postmaster, Shubenacadie, N.S. . . . .	44(4k)
Return <i>re</i> dismissal of C. Stewart, McPhee, Postmaster at Enfield, Hants Co., N.S. . . . .	44(4l)
Return <i>re</i> dismissals from public offices by present Govt. in Westmorland Co., N.B., since Feb. 1, 1913, to Feb. 2, 1914. . . . .	44(4m)
Return <i>re</i> dismissal of D. Dishaw, employee of Marine Shipyard at Prescott, Ont. . . . .	44(4n)
Return <i>re</i> dismissal of A. Michael Russell, caretaker drill hall, Windsor N.S. . . . .	44(4o)
Return <i>re</i> dismissal of Mr. A. Goyette, Postmaster at St. Valerien de Milton, Shefford, Que., &c. . . . .	44(4p)
Return relating to investigation <i>re</i> charges against P. D. Bourdage, Lightkeeper, Bonaventure Point, Que., &c. . . . .	44(4q)
Return relating to investigation <i>re</i> charges against Louis Bujold, Lightkeeper, Carleton Pt., by W. S. Montgomery and others. . . . .	44(4r)
Return <i>re</i> dismissal of Mr. Shinbine, Caretaker Immigration Hall, Edmonton, &c. . . . .	44(4s)
Return <i>re</i> dismissal of Mr. Webster, Immigration Agent at Edmonton, &c. . . . .	44(4t)
Return <i>re</i> dismissal of Jacob Mohr, Interpreter at Immigration Agency, Edmonton. . . . .	44(4u)
Return <i>re</i> dismissal of P. Tompkins, Dominion Lands Agent at Girouard, &c., also name of successor. . . . .	44(4v)

## D

Return <i>re</i> dismissals of Inland Revenue Dept., Bonaventure Co., since Jan. 1, 1913, to Feb. 3, 1914, also appointments. . . . .	44(40)
Return <i>re</i> dismissal of Mr. Arthur Dupuis, Postmaster at Pontbriand, Megantic Co., &c. . . . .	44(41)
Return <i>re</i> dismissal of Jos. Serguis Archambault, Postmaster of Town of Terrebonne, also appt. of successor. . . . .	44(42)
Return <i>re</i> dismissal of Martin Lanigan, Postmaster, Sexton, Co of Kent, N.B., minutes of evidence <i>re</i> . . . . .	44(43)
Return <i>re</i> dismissal of Felix Raymond, Postmaster, Ste. Scholastique Village, Que. . . . .	44(50)
Return <i>re</i> Sub-Lands Agency at Gravelbourg, Saskatchewan . . . . .	44(5b)
Return <i>re</i> dismissal of all public officials by present Govt. in Co. of Kings, N.S., &c. . . . .	44(5c)
Return <i>re</i> dismissal of Postmaster at Ainslie Green, Inverness Co., N.S., and appt. of successor. . . . .	44(5d)
Return <i>re</i> appointment of a Postmaster at Upper Ohio, Shelburne Co., N.S., &c. . . . .	44(5e)
Return <i>re</i> dismissal of Jos. H. Lefebvre, Postmaster, Howick Station, Chateauguay Co. . . . .	44(5f)
Return <i>re</i> dismissal of Postmaster at Alexander, Inverness Co., and appt. of successor, &c. . . . .	45(9)
Return <i>re</i> dismissal of N. H. McLeod, N. East Margaree, N.S., official of Geological Survey, &c. . . . .	44(5h)
Return <i>re</i> dismissal of M. Barry from Marine Dept. at Prescott, Ont. . . . .	44(5i)
Return <i>re</i> dismissal of W. Granton, Marine Dept. at Prescott, Ont. . . . .	44(5j)
Return <i>re</i> dismissal of Postmaster at Fletwode, Sask., also changing of said P.O. . . . .	44(5k)
Return <i>re</i> dismissal of all Postmasters and Postmistresses in the Co. of Westmorland, N.B., since Feb. 1, 1913, to Feb. 1, 1914, &c. . . . .	44(5l)
Return <i>re</i> dismissal of Postmaster of St. Henri de Lauzon, County of Lévis, &c. . . . .	44(5m)
Return <i>re</i> dismissal of Geo. Skates, Postmaster at Appin, Ont., &c. . . . .	44(5n)
Return <i>re</i> dismissal of Geo. J. Ryan and Chas. Hamlin, Canadian Customs Service, Newport, Vermont, U.S. . . . .	44(5o)
Return <i>re</i> dismissal of J. Shaver, employee of Marine Shipyard, Prescott, Ont. . . . .	44(5p)
Return <i>re</i> dismissal of R. Lunay, employee of Marine Shipyard, Prescott, Ont. . . . .	44(5q)
Return <i>re</i> dismissal of J. Slattery, employee of Marine Shipyard, Prescott, Ont. . . . .	44(5r)
Return <i>re</i> dismissal of J. Walsh, employee of Marine Shipyard, Prescott, Ont. . . . .	44(5s)
Return <i>re</i> dismissal of W. Gerts, employee of Marine Shipyard, Prescott, Ont. . . . .	44(5t)

## D

Return <i>re</i> dismissal of D. Boivard, employee of Marine Shipyard, Prescott, Ont. . . . .	44(5u)
Return <i>re</i> dismissal of G. Scott, employee of Marine Shipyard, Prescott, Ont. . . . .	44(5v)
Return <i>re</i> dismissal of J. Offspring, employee of Marine Shipyard, Prescott, Ont. . . . .	44(5w)
Return <i>re</i> dismissal of J. Hayes, employee of Marine Shipyard, Prescott, Ont. . . . .	44(5x)
Return <i>re</i> dismissal of P. Bélanger, employee of Marine Shipyard, Prescott, Ont. . . . .	44(5y)
Return <i>re</i> dismissal of L. Placé, employee of Marine Shipyard, Prescott, Ont. . . . .	44(5z)
Return <i>re</i> dismissal of C. Kavanagh, employee of Marine Shipyard, Prescott, Ont. . . . .	44(6a)
Return <i>re</i> dismissal of J. Roche, employee of Marine Shipyard, Prescott, Ont. . . . .	44(6b)
Return <i>re</i> dismissal of J. Melnis, employee of Marine Shipyard, Prescott, Ont. . . . .	44(6c)
Return <i>re</i> dismissal of E. Scott, employee of Marine Shipyard, Prescott, Ont. . . . .	44(6d)
Return <i>re</i> dismissal of C. Wright, employee of Marine Shipyard, Prescott, Ont. . . . .	44(6e)
Return <i>re</i> dismissal of L. Lalonde, employee of Marine Shipyard, Prescott, Ont. . . . .	44(6f)
Return <i>re</i> dismissal of H. Birks, employee of Marine Shipyard, Prescott, Ont. . . . .	44(6g)
Return <i>re</i> dismissal of W. Jarvis, employee of Marine Shipyard, Prescott, Ont. . . . .	44(6h)
Return <i>re</i> dismissal of J. McDermott, employee of Marine Shipyard, Prescott, Ont. . . . .	44(6i)
Return <i>re</i> dismissal of Geo. L. Brown, Lightkeeper, Prescott Depot, Ont., &c. . . . .	44(6j)
Return <i>re</i> dismissal of J. Lane, employee Marine Shipyard, Prescott, Ont. . . . .	44(6k)
Return <i>re</i> dismissal of D. Perrin, employee Marine Shipyard, Prescott, Ont. . . . .	44(6l)
Return <i>re</i> dismissal of J. A. Mundle, employee Marine Shipyard, Prescott, Ont. . . . .	44(6m)
Return <i>re</i> dismissal of Postmaster of Parish of St. Lambert, County of Lévis, &c. . . . .	44(6n)
Return <i>re</i> dismissal of Postmasters in Bonaventure Co., from Jan. 1, 1913, to Feb. 1, 1914, &c. . . . .	44(6o)
Return <i>re</i> dismissal of Customs officials in Bonaventure Co., from Jan. 1, 1913, to Feb. 1, 1914, &c. . . . .	44(6p)
Return <i>re</i> dismissal of Postmasters in Albert Co., N.B., since Oct. 1, 1911, to Feb. 2, 1914. . . . .	44(6q)
Return <i>re</i> dismissal of public officials by present Govt. in Queens, Shelburne, Oct. 11, 1911, to Mar., 1913. . . . .	44(6r)

**D**

Return *re* dismissal of public officials by present Govt. in District of Kamouraska, &c. . . . . 44(65)

Return *re* dismissal of W. H. McKechnie, Dominion Lands Agent, Prince Albert, Sask., &c. . . . . 77i

Return *re* names, salaries, &c., of persons removed from different Depts. since Oct. 10, 1911, &c. . . . 104b

Return *re* dismissal of Postmaster, Parish Notre Dame de Charny, Co. of Lévis, Correspondence, &c., *re*. . . . . 44(6f)

Return *re* dismissal of Chas. S. Mélançon, Postmaster of Corberrie, Digby Co., N.S. . . . . 44(6u)

Return *re* dismissal of Gordon McDonald, Homestead Inspector, Grouard Land Agency, &c. . . . . 44(6v)

Return *re* dismissal of W. F. Slack, documents *re* suspension and reinstating of, &c. . . . . 44(6w)

Return *re* dismissal of Wm. Brunelle, Lightkeeper at Point à Citrouille, Champlain Co., Que., &c. . . . 44(6x)

Return *re* dismissal of Arthur Leveque, Lightkeeper at Grosse Isle, Que., Documents *re*, &c. . . . . 44(6y)

Return *re* dismissal of L. Phillippe Carignan, Lightkeeper, Champlain, Co. of Champlain, &c. . . . . 44(6z)

Return *re* dismissal of Dominique Levesque, Lightkeeper at Rivière Ouelle Wharf, Co. of Kamouraska, &c. . . . . 44(7a)

Return *re* number of dismissals by Govt. in Co. of Shefford, since Oct. 1, 1911, to Feb. 2, 1914, &c. . . . 44(7b)

Return *re* dismissal of all public officers by present Govt. in District of Portneuf, &c. . . . . 44(7c)

Return *re* dismissal of Alex. W. Finlayson, Lightkeeper, St. Esprit Island, Co. Richmond, N.S., &c. . . . . 44(7d)

Return *re* dismissal of Lightkeeper of Cape Cove, County of Gaspé, investigation against, in 1911 . . . . 44(7e)

Return *re* dismissal of Dan. Cormier, officer in the Life Saving Station at Eastern Harbour, N.S. . . . . 44(f)

Return *re* dismissal of Ben. V. Willet, Lightkeeper at Point Dubie, Que., and appt. of successor . . . . 44(7g)

Return *re* dismissal of Postmasters in the Co. of Lévis since Sept., 1911, number reinstated who were dismissed by late Govt. . . . . 44(7h)

Return *re* dismissal of John A. McLellan, Lightkeeper at Fish Island, P.E.I. . . . . 44(7i)

Return *re* dismissal of Thos. LeBlanc, Postmaster of Allard, Bonaventure Co., &c. . . . . 44(7j)

Return *re* dismissal of Wm. E. Ehler, Lightkeeper, Queensport, N.S., expenses *re* investigation, &c. . . . . 44(7k)

Return *re* dismissal of Samuel Dickson, Postmaster at Seaforth, Ont., *re* investigation held, &c. . . . . 44(7l)

Return *re* dismissal of Chas. McPherson, Postmaster, North Riverside, Guysborough Co., N.S., &c. . . . 44(7m)

**D**

Return *re* dismissal of Christian L. Ehler, Postmaster at Queensport, N.S., appointment of successor, &c. . . 44(7n)

Return *re* dismissal of Christian L. Ehler, Postmaster at Queensport, &c. . . . . 44(7o)

Return *re* dismissal of Jas. White, Postmaster at Sydney, B.C., *re* investigation held, &c. . . . . 44(7p)

Return *re* dismissal of Postmaster at Mount St. Patrick, South Renfrew; change in location of Post Office in. . . . . 44(7q)

Return *re* dismissal of Edwd. Dea, officer in charge of Lobster Hatchery, Port Daniel West, Que., &c. . . . 44(7r)

Return *re* dismissal of A. C. Cameron, Mail Contractor of Fairlight, Sask., correspondence *re*. . . . . 44(7s)

Return *re* dismissal of Geo. F. Payne, Postmaster at Granby, Que., appt. of successor, &c. . . . . 44(7t)

Return *re* dismissal of Postmasters in Co. of Portneuf, names of, number of investigations, &c. . . . . 44(7u)

Return *re* dismissal of Postmaster at Havre Boucher, N.S., correspondence *re*, and appointment of successor. . . . . 44(7v)

Return *re* dismissal of Wm. Campbell, Lightkeeper, wharf at New Richmond, and appt. of successor. . . . . 44(7w)

Return *re* number of dismissals of public employees in Co. of Westmorland, N.B., since Feb. 1, 1913, to Feb. 2, 1914. . . . . 44(7x)

Return *re* number of dismissals from Dept. Marine and Fisheries from Dec. 5, 1912, to April 14, 1913 . . . 44(7y)

Return *re* dismissal of J. R. Denison, Postmaster of Richmond, Que., and appt. of successor. . . . . 44(7z)

Return *re* dismissal of Arthur B. Caldwell, Asst. Inspector Weights and Measures, Dist. of Quebec. . . . 44(8a)

Return *re* dismissal of public officials in Co. of Annapolis, N.S., since Oct. 11, 1911, to March 3, 1913. . . . . 44(8b)

Return *re* dismissal of public officials in Prov. of P.E.I. by Govt., since Oct. 10, 1911, number of, &c. . . . . 44(8c)

Return *re* dismissal of Capt. J. Do-coste, Mate and Craneman on dredge No. 6, during season of 1912. . . . . 44(8d)

**E**

Estimates of sums required, for year ending March 31, 1915. . . . . 3

Estimates, Supplementary, for year ending March 31, 1914. . . . . 3½

Estimates, Supplementary, for year ending March 31, 1915. . . . . 4

Elections, General, &c., Resumé of, for 1896, 1900, 1904, 1908, 1911, and By-elections between July 11, 1896, and January 1, 1914. . . . . 18

Elections, By, &c., for House of Commons, for year 1913. . . . . 18a

Elmira Branch Ry., P.E.I., Total cost of, &c. . . . . 84





## H

Halifax Ocean Terminals, Names of owners from whom land has been expropriated for. . . . .	172
Halifax Ocean Terminals, construction of Ry. from Bedford Basin to Halifax Harbour, in connection with Terminals. . . . .	172a
Hantsport, N.S., re erection of public building at. . . . .	232(2f)
Herald Publishing Co. of Halifax, re amounts paid by Govt. to, since Oct. 14, 1911. . . . .	81e
Hudson Bay Railway, re provisions, supplies forwarded to Port Nelson during 1913 by Govt. connection with Terminals at. . . . .	201
Hydrographic Survey, 1911-1912. . . . .	25f

## I

Inland Revenue, Reports, Returns and Statistics for year ended March 31, 1913:—	
Part I—Excise. . . . .	12
" II—Inspection of Weights and Measures. . . . .	13
" III—Adulteration of Food. . . . .	14
Indian Reserve at Sydney, N.S., re sale and transfer of, and removal of Indians therefrom. . . . .	198a
Indian Titles, Report re presented to Superintendent General Indian Affairs, Aug. 20, 1909. . . . .	47
Immigrants, Documents re mental, moral and physical inspection of all entering Canada. . . . .	228
Internal Economy Commission, Report of, for 1912-1913. . . . .	109
Interprovincial Conference, Copy of proceedings and resolutions adopted at last. . . . .	119
Interprovincial Conference, Minutes of proceedings in Conference of Representatives of. . . . .	119a
International Convention for safety of human life at sea, Copy of. . . . .	129
Imperial Naturalization, Correspondence between Imperial Govt. and Govt. of Canada. . . . .	111
Imperial Naturalization, Documents re passing of an Act in Great Britain and Dominions providing for. . . . .	111a
Indian Affairs, Report of. . . . .	27
Inspectors of Agents, Reports made by, re placing farm labourers, domestic servants, &c., in years 1912-13. . . . .	290
Industrial Disputes of, 1913, between operators and employees in Coal Mines on Vancouver Island, also before or since 1913. . . . .	147b
International Conference on safety of life at Sea, O.C. appointing representatives of Canada on, &c. . . . .	129a
Industrial Disputes of 1913, between operators and employees in Coal Mines on Vancouver Island, also before or since 1913. . . . .	117
Irish, Fred. R., Postmaster at Aften, N.S., Correspondence re charges against. . . . .	78a
International Purity Congress, Report of Delegates appt. by Govt. of Canada to attend in November, 1913. . . . .	281

## I

Intercolonial Railway:—	
Return re amounts of receipts and expenditures on, during months of April, May and June, 1913, also same re corresponding months of 1912; also working expenses, &c., for same periods. . . . .	126
Total revenue of, during fiscal year 1912-1913, revenue east and west of Campbellton, N.B. . . . .	126a
Names of persons from whom land has been expropriated, in connection with Dartmouth and Dean Settlement branch of. . . . .	128
Documents re claim for damages from fire in Village of Hopewell, Pictou Co., N.S. . . . .	85c
Electrical Branch at Moncton, conduct of John W. Gaskin and others, cost of inquiry into, &c. . . . .	93f
Documents re loss of horse killed on Sept. 10, 1913, property of John Roy, of Amqui. . . . .	152
Re increase of freight on live stock carried over; tariff of May 1, 1913, compared tariff April, 1909.	153
Agreement, Copy of, between Canadian Govt. Rys. and C.P.Ry. Co. re freight and passengers between Halifax and St. John over I.C.Ry., making Halifax terminal port, &c.	155
Re any arrangement between, and C.P.Ry. in 1913, re hauling C.P. freight and passenger transit between St. John and Halifax. . . . .	173
Re local minimum rate of freight, small parcels on, prior to Oct. 10, 1911, also present rate on same to Feb. 12, 1914. . . . .	189
Re papers, plans, &c., re shortening of distance between Pictou and Port Mulgrave and bridge connection. . . . .	197
Re purchase of quantity of coal for, in United States within past few months. . . . .	199
Re time when I.C.Ry. called last for tenders for coal supply, also P.E.I. Ry.; number received, &c. . . . .	199a
Re freight rates on flour, hay, oats, lumber, &c., between Bathurst, N.B., and Nepisiguit Junction, and other places, &c. . . . .	200
Re purchase of property in Moncton owned by late P. S. Archibald, now occupied by General Supt. . . . .	202
Supplementary re property in Moncton owned by late P. S. Archibald, now occupied by General Supt. . . . .	202a
Freight rates under old tariff on fresh, dried and cured fish, molasses, &c., from Gloucester Jct. and Bathurst to St. John. . . . .	203
Copy of all documents, &c., re proposed diversion of, from Linwood Station, through Linwood, Cape Jack, &c. . . . .	117d
Names of contractors, &c., for double-tracking, from Chaudière Curve to St. Romuald, Que., from Nelson to D. Junction, N.B. . . . .	117e
Re elimination of present grades, replacing light bridges with heavier, and all reports thereon by F. P. Gutelius. . . . .	117f

<b>I</b>	
Re total earnings on Division 3, in connection with passenger traffic, years 1910, 1911, 1912, 1913. . . . .	126b
Re purchase of property in Moncton, N.B., formerly owned by late P. S. Archibald, &c. . . . .	202b
Re retirement of Amasa E. Killam, an official of. . . . .	229
Number of engineers employed at Moncton, and names of; number of formerly in employ of C.P.R., &c. . . . .	235
Rules, regulations re employees on I.C.R. and P.E.I.Ry. . . . .	242
All documents re refusal of Dept. to permit employees of Ry. to attend Militia Camp last year. . . . .	270
Bringing of, to ballast ground at Sydney, N.S., wharf at Sydney Mines, &c. . . . .	271
Number of passengers, tons of freight, total earnings, number of cars, &c., carried by C.P.Ry. over I.C.Ry. under agreement between said Rys., from Nov. 13, 1913, to March 31, 1914, &c. . . . .	283
Showing number of cars purchased in past six months, quantity, price, &c. . . . .	199b
Ice-breaker, Documents, &c., re construction of, by Canadian Vickers Co., of Montreal. . . . .	301
<b>Immigration:—</b>	
Reports re, made by C. F. McKinnon, F. A. McEben, John A. McDougall, J. M. McDonald, Wm. Walkins, S. P. Fream and J. J. Walker, Special Agents, from Nova Scotia. . . . .	244
Names, duties, &c., of officials in both inside and outside services of, in 1911 and 1913. . . . .	42
<b>J</b>	
Jackson, Mr. J. S., Correspondence, &c., re appt. of, Supt. of Govt. Shipyards at St. Joseph de Sorel. . . . .	69
Judges, Number of, retired since 1880, names, salaries, reasons for, &c. . . . .	284
Justice, Dept. of, Names of lawyers representing, in Dist. of Quebec since Sept. 21, 1911, &c. . . . .	237
Justice, Report of Minister of, for year ended March 31, 1913. . . . .	34
<b>K</b>	
Karluk, Documents containing all information re charter, outfit, instructions, &c., of the stmr. . . . .	191
Kelly, Wm. J., all documents re imprisonment and proposed liberation of, &c. . . . .	302
Kingsport Pier, Kings Co., N.S., re amount of money spent on, during year 1913. . . . .	231(2c)
Kitsilano Indian Reserve, re purchase of, by Govt. from Province of British Columbia, &c. . . . .	219
Kraut Point Wharf, Lunenburg Co., N.S., re construction of, &c. . . . .	231(2d)

<b>L</b>	
Lachine Canal, re cancellation of leases of water lots by Govt., dates of, names of lessees, &c. . . . .	80a
Lachine Canal, re cancellation of leases of water lots by Govt., length of time said leases were in force, &c. . . . .	80c
Labour, Report of Department of. . . . .	36
Land, Purchases of, made by Dominion of Canada since Confederation, &c. . . . .	90
Land, Purchases of, made by Dominion of Canada since supplementary return. . . . .	90a
Loans, Dominion, showing rates of interest paid on all, from 1890 to 1914. . . . .	235
Long Sault Development Co., re application of, to dam St. Lawrence River, &c. . . . .	79
Long Sault Development Co., Correspondence re application made by, &c. . . . .	79a
Lobster Fishery Regulations, New, by O. in C. of Mar. 25, 1914, in lieu of those of Sept. 30, 1910. . . . .	234
Long Beach, St. Marys, Digby Co., N.S., Correspondence, &c., re purchase of property for Lobster Pond at. . . . .	95
Lévis Co., Fees and disbursements paid to witnesses in, summoned by Commissioners in, &c. . . . .	93
Lévis, Quarantine Station at, contracts, &c., re purchase by Govt., July 29, 1913. . . . .	265
Leroux, Pacifique, re application for damages sustained by removal of bridges on Soulanges Canal. . . . .	120
Lingan Beach, South Cape Breton, N.S., re work done on, under H. D. McLean. . . . .	166
Liquor, Relating to, brought from outside of Canada into Territories by special permission, &c. . . . .	105
Library of Parliament, Report of Joint Committee on. . . . .	33
Lighthouse at Red Cape, Margaree Harbour, N.S., Correspondence re. . . . .	232g
Lingan Bar, N.S., Names of all employees on, wages, &c. . . . .	232k
Life-saving station at Cheticamp, N.S., documents, pay-rolls re, &c. . . . .	232m
Lighthouse at Grand Anse, Gloucester Co., N.B., re tenders received for. . . . .	232x
Live Stock, re purchase of, by Howard Corning, of Yarmouth, N.S., in the Maritime Provinces, &c. . . . .	245
<b>M</b>	
Magdalen Islands, Documents re latest changes in Lobster Fishing Regulations at, &c. . . . .	205
Manitoba Water-powers. . . . .	25e
<b>Marine and Fisheries:—</b>	
Report of Dept. of, year 1912-1913 (Marine). . . . .	21
Report of Dept. of, year 1912-1913 (Fisheries). . . . .	22
Supplement to Forty-fifth Report of Dept. of (Steamboat Inspection). . . . .	23
Margaree Harbour, N.S., re repairs to pier at, &c. . . . .	231x

M	
Margaree, N.S., Correspondence <i>re</i> supplying of coal to Lobster Hatchery at, years 1910-11, 1911-12, 1912-13, 1913-14. . . . .	206
Margaree, N.S., Correspondence <i>re</i> Sheer Dams on Margaree River, 1911-12, 1912-13. . . . .	232 (2 <i>v</i> )
Meridian, Demarcation of, 141st degree of West Longitude, Joint Report Commissioners, &c. . . . .	106
Metupedia Road Cos. of Rimouski and Bonaventure, Documents <i>re</i> repairing of. . . . .	232 <i>o</i>
Medical Inspection of Immigrants at port of entry in Canada. . . . .	98
Masinasin, Province of Alberta, documents, <i>re</i> location of P.O. in. . . . .	72
Miscellaneous Unforeseen Expenses, from April 1, 1913, to January 14, 1914, &c. . . . .	54
Militia:—	
Copies of General Orders promulgated to, period from Nov. 18, 1912, to Nov. 25, 1913. . . . .	59
Names, addresses, rank or occupation of persons accompanying Minister of, to Old Country and Europe in 1913. . . . .	143
<i>Re</i> transfer of lands by, to Harbour Commissioners of Montreal, &c. . . . .	239
Total amount paid for pensions by Dept. of, for year ending March 31, 1913, &c. . . . .	257
Correspondence between Dept. of, and Messrs. Macdonald and Montpetit <i>re</i> organization of 33rd Hussars. . . . .	258
Correspondence <i>re</i> land in Farnham, Que., for Military Camp ground. . . . .	259
Militia, Sydney, N.S., Documents <i>re</i> transportation of, over I.C.Ry. in year 1912. . . . .	97
Militia Council, Report of. . . . .	35
Moosejaw, City of, <i>re</i> purchase of lots 1 and 2, Block 125, Plan 96, in, for warehouse, by Government. . . . .	232 (2 <i>u</i> )
Montagnais Band of Indians, <i>re</i> advances made to, through Agency of Seven Islands, Que. . . . .	287
Mira, Co. of Cape Breton, <i>re</i> petitions, &c., for subsidies for wharfs, &c., at Moravian Indians of the Thames, and Regulations of the Abenakis Indians of St. Francis, approved of by Govt., &c., on March 27, 1913, and April 21, 1913. . . . .	96
"Montfort," Stmt., Report <i>re</i> grounding of April 28, 1914. . . . .	63
Municipalities of Pictou, Guysborough and St. Mary's, Claim for refund of monies, &c. . . . .	278
Mails, <i>re</i> contract for carrying between Sherbrooke, Guysborough Co., N.S., and Moser's River, Halifax Co., N.S.	70
Mail Contract between Scotsburn Station and West Branch, River John, Pictou Co., N.S., year 1912. . . . .	70 <i>a</i>
Mail Contract between Scotsburn Station and West Branch, River John, Pictou Co., N.S., since Oct. 1, 1911.	70 <i>b</i>
Mail Contract, each one awarded, names and figures of tenderer, since Oct. 15, 1911, &c. . . . .	70 <i>c</i>

M	
Mail Carriers, showing contracts cancelled or renewed by present Govt., in Co. of Two Mountains. . . . .	70 <i>d</i>
Mail Contracts made between P. O. Dept. and party or parties, and cancelled before maturity, from Oct. 15, 1911, to Nov. 15, 1912. . . . .	70 <i>e</i>
Mail Contract between Back Shore and Pictou, Co. of Pictou, N.S., since death of late contractor, D. G. McKay, in 1912. . . . .	70 <i>f</i>
Mail Contract between P. O. Dept. and N. LeBlanc, for carrying of, between Carleton Centre and Carleton, &c. . . . .	70 <i>g</i>
Mail Contract, <i>re</i> from Noël to Walton, Hauts Co., N.S., during 1913. . . . .	70 <i>h</i>
Mails, Correspondence <i>re</i> carrying of, between Warkworth and Colborne, County of Northumberland. . . . .	70 <i>i</i>
Mails, Correspondence <i>re</i> carrying of, between St. François Xavier de Brompton and Windsor Mills, Que.	70 <i>j</i>
Mail Contracts cancelled in Nova Scotia since Oct. 10, 1911, names of contractors, &c. . . . .	70 <i>k</i>
Mail Contracts cancelled in Co. of Pictou, N.S., since Oct. 1, 1911, names of contractors, &c. . . . .	70 <i>l</i>
Mail Contracts, Documents <i>re</i> , between Tatamagouche and Brulé Shore, Colechester, N.S., during 1913. . . . .	70 <i>m</i>
Mail Contracts and tenders received for carrying of, between Antigonish and Livingstone Cove, N.S. . . . .	70 <i>n</i>
Mails, Correspondence on file <i>re</i> service of, and tenders received, between Antigonish and Livingstone Cove, N.S. . . . .	70 <i>o</i>
Mails, Correspondence, &c., <i>re</i> service between Bridgetown, Port Lorne and Hampton, Parker's Cove, Annapolis Cove, N.S. . . . .	70 <i>p</i>
Mails, Correspondence, &c., <i>re</i> contracts for carrying of, between Antigonish and Livingstone Cove, N.S., &c. . . . .	70 <i>q</i>
Mails, names, amounts, to whom given of all tenders, in 1913, for mail routes in Co. of Shelburne, N.S., &c.	70 <i>r</i>
Mails, Documents <i>re</i> contracts of, between Bridgetown and Port Lorne, Hampton and Parker's Cove, 1912. . . . .	70 <i>s</i>
Mails, Copy of Contract for carrying of, between North Lochaber and Collegrave, for 1913. . . . .	70 <i>t</i>
Mails, <i>re</i> tenders received for carrying of, between Merigonish and Malignant Cove. . . . .	70 <i>u</i>
Mails, number of Contracts cancelled in County of Inverness since Sept. 1, 1911, to Mar. 13, 1911. . . . .	70 <i>v</i>
Mails, Documents <i>re</i> renewal of contract with Geo. A. Stewart for carrying, between N. Lochaber and West Lochaber. . . . .	70 <i>w</i>
Mails, Documents <i>re</i> increased mail subsidy agreed upon by Postmaster General and various Ry. Companies.	70 <i>x</i>
Mails, Names of 82 tenderers for carrying of, between Baie St. Paul and Murray Bay, Co. of Charlevoix. . . . .	70 <i>y</i>
Mail Contract between Pictou Post Office and Ry. Station, between Dept. and Peter Foley. . . . .	70 <i>z</i>

M	N
Mail Contract awarded to Christophe Leveque of St. Eleuthère, for carriage of, between St. Eleuthère and Sully. . . . .	New Carlisle, Bonaventure Co., re non-erection of public buildings in, &c. . . . .
70(2a)	232f
Mail lock patent, No. 151043, correspondence, application, &c. for. . . . .	Navy, Royal Canadian, Pensions or Gratuities to Officers of, &c., Copy of Order in Council re. . . . .
74b	48
Pural Mail service in Parish of Ste. Marguerite de Blairfindie, Co. of St. Johns and Iberville. . . . .	Navy, Royal Canadian, Documents, &c., re death and burial at Montreal of Jos. LeBlanc, sailor on D.G.S. Canada. . . . .
141c	144
Rural Mail service in Co. of Quebec, what Parishes of said County, &c. . . . .	Naval Affairs, Correspondence respecting requests that vessels belonging to Navy be present at regattas or celebrations in 1912-1913. . . . .
141d	227
Rural Mail route from New Glasgow, through Mount William, Granton and Amhercrombie, N.S. . . . .	Naval Service, Report of Dept. of, for year 1913. . . . .
141e	38
Rural Mail service in Parish of St. Théodore d'Acton, Que. . . . .	Niobe, Cruiser, Number of men on duty on, &c. . . . .
141f	41
Mail carriage between Canadian and European Ports, Agreement between Govt. and Stmr. Co.'s re. . . . .	Natural Resources, certain portions of King's Dominions, Interim Report of Royal Commission on. . . . .
282	135
Mail carriage from Port Hood to S. West Port Hood, &c. . . . .	National Drop Forge Co., Ltd., showing names of promoters, powers held by, given by letters patent. . . . .
70(2c)	193
Mail Contracts cancelled in Counties of Westmorland, Albert, King's, and Kent, N.B., since Oct. 9, 1911. . . . .	National Battlefields Commission, Receipts and Expenditures of, to March 31, 1914. . . . .
70(2d)	268
Rural Mail Routes in Pictou Co., N.S., re establishment of, also number of P.O. closed. . . . .	Northeast $\frac{1}{2}$ 22-11-5-W, 3 M., Copy of all papers in connection with. . . . .
141g	110h
Melville, Sask., re applications to Govt. for Post Office Building at. . . . .	Northeast $\frac{1}{2}$ 22-11-5-W, 3 M., Supplementary papers in connection with. . . . .
292	110j
Montreal, re buildings, offices, &c., occupied by Govt., rented or otherwise. . . . .	Northwest $\frac{1}{2}$ Section 20-4, Range 16, West of 2nd Meridian. . . . .
291	110l
<b>Mc</b>	North $\frac{1}{2}$ 1-3-16-W-2-M., Copy of all papers in possession of Dept. re. . . . .
McDougall, H. F., of Grand Narrows, N.S., Claim of, against the I.C.Ry. . . . .	110m
85a	North Cape Breton and Victoria, South Cape Breton, Antigonish and Inverness, Names of witnesses in connection with investigations held by H. P. Duchemin in Counties of &c. . . . .
McGillis, Jos., re suspension of, from Dept. of Customs, Ottawa. . . . .	93b
220	North Cape Breton and Victoria, South Cape Breton, Antigonish and Inverness, Names of witnesses in connection with investigations held by H. P. Duchemin in Counties of, &c., Supplementary re. . . . .
<b>N</b>	93e
Newspapers in Canada, List of re advertisements in, by Govt., or Minister, Officer, or Dept., between Oct. 10, 1911, and April 28, 1913. . . . .	North Cape Breton and Victoria, South Cape Breton, Antigonish and Inverness, Names of witnesses in connection with investigations held by H. P. Duchemin in Counties of, &c., Supplementary re. . . . .
81	93h
Newspapers in Canada, List of re advertisements in, by Govt., Oct. 10, 1906, Oct. 10, 1907, up to Oct. 10, 1911. . . . .	North Cape Breton and Victoria, Ry. extension into, Breakwaters, Wharfs, opening of Harbours in, &c. . . . .
81a	271
Newspapers in Canada, List of re advertisements in, by Govt., between Oct. 10, 1906, and Oct. 10, 1907, and years up to 1911. . . . .	Northumberland, Dredge, Number of men employed on, at Pictou in Jan., Feb. and March, 1913, &c. . . . .
81b	233
Newspapers in Canada, List of re advertisements in, by Govt., between Oct. 10, 1911, and April 28, 1913, amount paid. . . . .	Nova Scotia, New Brunswick and P. E. Island, Memoranda re claims to representation, &c. . . . .
81c	118a
Newspapers in Canada, List of re advertisements in, by Govt., between Oct. 10, 1906, and 1907, and years up to 1911. . . . .	<b>O</b>
81d	Ontario Equipment Co., re Order of the House for production of sample of patent lock and key sold by, to P. O. Dept. . . . . .
Newspapers in Nova Scotia, Moneys paid to, during years 1912, 1913, and nature of service. . . . .	74
81f	Orders in Council, Copies of all, required by House under Resolution passed on February 20, 1882, since date of last Return under Resolution. . . . .
Newspapers in Canada, List of advertisements in, by Govt., between Oct. 10, 1911, and April 28, 1913. . . . .	107a
81g	
New London Branch of P.E.I. Railway, re copy of contracts, tenders, in connection with proposed. . . . .	
179	

<b>O</b>	
Orders in Council, Return <i>re</i> those published in <i>Canada Gazette</i> between Oct. 1, 1912, and Nov. 30, 1913, in accordance with Dominion Lands Survey Act, Sec. 5, Chap. 21, 7-8 Edward VII. . . . .	110a
Orders in Council, Return <i>re</i> those published in <i>Canada Gazette</i> between Oct., 1912, and Nov. 30, 1913, in accordance with Sec. 77 of Dominion Act, Chap. 20, Statutes of Canada, 1908. . . . .	110b
Orders in Council under a Resolution passed on Feb. 20, 1882 since the date of last Return and Resolution.	110d
Order in Council, Copy of, No. P.C. 276 <i>re</i> Regulations governing the entry of Naval Cadets. . . . .	266
Order in Council, dated May 18, 1914, <i>re</i> the organization of a Naval Volunteer Force. . . . .	268a
Ottawa Improvement Commission, Receipts and Expenditures of, to March 31, 1913. . . . .	53
Ottawa City, Commission appointed for beautifying of, and vicinity, correspondence, &c., <i>re</i> . . . . .	91d
Ottawa City, Correspondence between and Govt. <i>re</i> pure water supply for city and Govt. buildings. . . . .	175
Ouellette, Arsène, <i>re</i> death of, at Trois Pistoles, I.C.Ry., &c. . . . .	88
<b>P</b>	
Public Accounts of Canada for year ended March 31, 1913. . . . .	2
Public Works, Report of Minister of, year ended March 31, 1913 (2 Vols.)	19
Public Health Service, Several Branches of: P. S. engaged in. . . .	99
Public Printing and Stationery, Total number of employees in, on Feb. 1, 1914, increased wages, 1913. . . . .	104d
Public Land of Dominion, Number of acres of, given to Ry. Cos. by Govt., from 1878 to March, 1914, &c. . . . .	275
Patrol Boat <i>Davis</i> and Lobster Hatchery, Charges incurred by, season of 1912. . . . .	40
Parcel Boxes <i>re</i> Rural Boxes, Contracts for, &c. . . . .	224
Parcel Post Service, Regulations relating to. . . . .	108
Petroleum and Natural Gas rights, Disposal of, in Manitoba, Saskatchewan, Alberta, N. W. Territories, Yukon, &c. . . . .	148
Penitentiaries, Report of Royal Commission on, Evidence taken, &c. . . . .	252
Public Printing and Stationery, Report of 1913. . . . .	32
Private Secretaries of Members of Liberal Govt., names, salaries, grades, on Oct. 11, 1911. . . . .	139
Prince Edward Island, Memo. of special claim of, <i>re</i> representation in House of Commons. . . . .	118
Prince Edward Island, Nova Scotia and New Brunswick, Memo. <i>re</i> claims of. . . . .	118a

<b>P</b>	
Provident Fund Board of the I.C.Ry. and P.E.I.Ry's employees, Return <i>re</i> proceedings of, from Jan. 1, 1912, to Feb. 2, 1914. . . . .	125a
Pure Bred Animals, <i>re</i> names and addresses of persons with whom pure bred animals have been placed. . . . .	294
Pure Bred Stallions or Bulls, Number of, purchased by Govt. for settlers in Man., Sask., and Alta., since Jan. 1, 1912. . . . .	296
Post Offices:—	
Masinasin P.O., Province of Alberta, <i>re</i> change in location, &c. . . . .	72
Moulin Basinet P.O., St. Jean de Matha, Co. of Joliette, <i>re</i> closing of. . . . .	73
Post Office Dept., regarding return for production of one sample of patented lock and key, &c. . . . .	74
Post Office Dept., Correspondence between, and Allyn Taschereau, avocat, <i>re</i> locks for mail bags. . . . .	74a
Post Office Dept., Correspondence between, and Messrs. A. de Macdonald, Elzéar Montpetit and others. Documents <i>re</i> changes in Postmastership of Port Daniel Centre, Avignon, New Richmond, Black Cape, Que., &c. . . . .	75
Documents <i>re</i> removal of the Post Office from store of Alex. Robertson, Red Point, P.E.I. &c. . . . .	75b
Documents <i>re</i> complaints against John A. Campbell, Postmaster, New Richmond, Que., &c. . . . .	75c
Correspondence between P.O. Dept., P.O. Inspector, St. John, N.B., and Postmaster at Kouchibouguac, N.B., <i>re</i> sale of stamps, &c. . . . .	76
<i>Re</i> new Post Offices made in Co. of L'Islet, names of Postmasters, revenues and expenses, &c. . . . .	142
Appt. of Caretakers of P.O. at Rigaud, Que., &c. . . . .	77m
Number of persons appointed to Inside Service of, by present Govt., names, salaries, &c. . . . .	104f
Documents <i>re</i> opening of Post Office, named Giasson, Parish of St. Aubert, Co. of L'Islet. . . . .	142a
Building in Saskatoon, <i>re</i> purchase of a site for. . . . .	232h
Building in Halifax, Purchase of site for, on Gottingen Street. . . . .	232u
Post Office at Canning, N.S., <i>re</i> purchase of site for. . . . .	232io
Post Office in Village of Eganville, Correspondence <i>re</i> location and erection of. . . . .	232z
Post Office in Village of Eganville, Supplementary. . . . .	232(2f)
Post Office in Village of Eganville, <i>re</i> further supplementary, &c. . . . .	232(2g)
Postmaster General, Report of, for year ended March 31, 1913. . . . .	24
Pointe Cascades, <i>re</i> tearing down of houses and dependencies erected on Govt. grounds at, the property of L. A. Sauvé. . . . .	176
Population of Canada, Provinces and Territories, years 1871, 1881, 1891, 1901 and 1911, &c. . . . .	133

<b>P</b>	
Potatoes, Quantities and values of, imported monthly during years 1911, 1912, 1913; countries from which imported. . . . .	217
Potatoes, Quantities and values exported monthly from Provinces, from Sept. 1, 1911, to Jan. 1, 1914, &c. . . . .	217a
Pictou Bank, Documents <i>re</i> incorporation and licensing of, also <i>re</i> winding up of business of, &c. . . . .	243b
Plaunte, Arthur, Copy of O.C. appointing Commissioner <i>re</i> claims Atlantic Lake Superior Ry., &c. . . . .	279
Plaunte, Arthur, Supplementary Return relating to, appointment of, &c. . . . .	279a
Privy Council, Judicial Committee of, Documents generally respecting proposed changes of. . . . .	245
Public Works:—	
Return <i>re</i> amount of expenditure in Counties of Rimouski and Gaspé since Oct. 11, 1911, &c. . . . .	232
Return <i>re</i> amount of expenditure in Antigonish Co. since Oct. 11, 1911, &c. . . . .	232a
Return <i>re</i> documents concerning proposed building and purchase of site for, at Bear River, N.S. . . . .	232b
Return <i>re</i> expenditure on Mahon Harbour, in years 1911-12, 1912-13. . . . .	232c
Return <i>re</i> specifications, tenders, &c., connected with proposed dry-dock at Lauzon, Que. . . . .	232d
Public Building at Gravelburg, all documents in connection with, since Jan. 1, 1912. . . . .	232(2c)
Public Building at Brantford, <i>re</i> all specifications and tenders pertaining to. . . . .	232(2d)
Public Works in Richmond Co., N.S., all documents received from J. A. Gillies <i>re</i> . . . . .	232(2e)
Post Office at Eganville, Renfrew Co., <i>re</i> location and erection of. . . . .	232f
Public Works in Co. of Bonaventure since Oct. 10, 1911, to Feb. 2, 1914. . . . .	232g

<b>Q</b>	
Quebec Oriental Ry. and Atlantic, Quebec and Western Ry., Correspondence, <i>re</i> acquisition of, by Govt. as branch lines of I.C.Ry., &c. . . . .	117a
Quebec Harbour Commission, <i>re</i> construction of a line of Ry. to connect Trans. Ry. with Union Station at the Palais. . . . .	178
Quebec Harbour Commissioners, Board of, <i>re</i> purchase of stone quarry by, at St. Nicholas, Que. . . . .	263

<b>R</b>	
Railway Statistics of Canada, year ended June 30, 1913. . . . .	20b
Railway Commissioners, Board of, Report, year ending March 31, 1913. . . . .	20c
Railway Commissioners, Board of, appeals from ruling, decisions, findings, &c., and action of P.C. . . . .	83

<b>R</b>	
Railway Commissioners, Board of, Copy of all decisions of, made on or after Oct. 10, 1911, <i>re</i> appeals from, &c. . . . .	124
Railway Belt in B.C., Sale by Govt. of following lands in: Townships 23-24, R. 18; T. 23-24, R. 19; T. 24-25, R. 20, &c. . . . .	110f
Rainy River Navigation Co., Claim of, against Govt. <i>re</i> operation of boats, season of 1911, &c. . . . .	63
Radio-Telegraphy, Copy of Regulations governing, under Radio-Telegraph Act, 1913. . . . .	300a
Radio-Telegraphy, Copy of Order in Council, No. P.C. 1386, <i>re</i> Regulations governing, &c. . . . .	300
Restigouche River <i>re</i> projected Railway or Highway bridge over, at Campbellton, N.B., and Quebec. . . . .	103
Rideau Canal, <i>re</i> permits to Clubs to erect boat houses on, between Laurier Ave., Bridge and Hartwell's Locks. . . . .	80b
Ride Range, near Souris, P.E.I., all documents connected with purchase of. . . . .	255
Royal Society of Canada, Statement of affairs of, for year ended April 30, 1913. . . . .	55
Royal Mail Steam Packet Co., Agreement between Govt. of Canada and, <i>re</i> British W. I. service. . . . .	113
Royal Northwest Mounted Police, Report of. . . . .	28
Royal Northwest Mounted Police, Report of Magisterial cases entered by. . . . .	28a
Ross, Jean, or Joseph, of Amqui, Rimouski Co., <i>re</i> claim of, against I.C.R., for accident to horse, &c. . . . .	131
Rowell, Newton W., <i>re</i> sums of money paid to, for legal services during past fifteen years. . . . .	223a
Rowell, Newton W., <i>re</i> payments made by Govt. to, for legal services, &c. . . . .	228
Roy, Hon. Judge, travelling expenses of, during years 1912, 1913 and 1914. . . . .	236
Roy, Mrs. Marcelline, Complaints against, investigation into conduct of, &c. . . . .	71
Railways and Canals, Report of Dept. of, for year ending March 31, 1913. . . . .	20
Rural Mails, &c.:—	
Routes established in Co. of Bonaventure from Oct. 1911, to Feb. 2, 1914, &c. . . . .	141
Tabulated Statement of Rural Mail Routes opened since 1911, number of boxes used, delivery, contracts, &c. . . . .	141a
Number of Rural Mail Routes established in N.S., names, &c. . . . .	141b

<b>S</b>	
Shareholders in Chartered Banks to December 31, 1913. . . . .	6
Seizures made by John C. Bourinot, as acting Preventive Officer and Collector of Customs for Port Hawkesbury, N.S., from 1884 to 1886, and from 1886 to 1898, also from 1898 to 1912. . . . .	49a

S	S		
Section 36, East $\frac{1}{2}$ of, in Township 6, Range 8, West of Fourth Meridian, Correspondence, &c., <i>re</i> . . . . .	61	South Lake, Lakeville, Antigonish Co., <i>re</i> expenditures in 1913, at. . . . .	232(2i)
Section 5-19-23-4, and S.W. $\frac{1}{4}$ of 7-49-23-4, Documents, &c., in Dept. of Interior <i>re</i> . . . . .	61a	Steamship Service between St. John, N.B., and Bear River, N.S., during 1912, 1913, Memo. <i>re</i> , &c. . . . .	159
Shelburne, N.S., Reports, &c., <i>re</i> mail service from, to Jordan Bay and Jordan Ferry since Oct. 1, 1911 . . . . .	208	Smith, B. F., <i>re</i> cutting lumber on Tobique Indian Reserve, N.B., also amts. paid since Jan. 1, 1912. . . . .	198
Shareholders Montreal City and District Savings Bank and La Caisse d'Economie de Notre-Dame de Québec, Statement of, as on December 31, 1913. . . . .	58	Strikes and Lockouts from 1901 to 1912. . . . .	36b
Scoles, G. R., <i>re</i> contract entered into by, for completion of Atlantic and Lake Superior Ry. . . . .	87	'Stevens Dam,' across River Trent, Documents connected with power privileges relating to. . . . .	262
S.E. $\frac{1}{4}$ Section 16, Township 25, Range 5, West Fifth Meridian, Papers connected with, &c. . . . .	110f	Stellarton, Town of, <i>re</i> purchase of site for public building in, &c. . . . .	232s
S.W. $\frac{1}{4}$ 23-16-12, W. 3 M., Papers connected with, &c. . . . .	110g	Steamer <i>Canada</i> , Memo. of subsidy paid to, and copy of reports made by proprietors of, season of 1913. . . . .	160
Secretary of State, Report of. . . . .	29	St. Peter's Indian Reserve, Instructions issued to C. P. Fullerton and Fawcett Taylor in reference to. . . . .	198b
Skinner's Pond, Proposed Harbour at, Surveys made for. . . . .	100	St. Lin des Laurentides, <i>re</i> public building authorized in Estimates of 1911-12. . . . .	232t
Skinner's Cove, N.S., Documents <i>re</i> payments made for, purchase of land at, year 1913. . . . .	230	St. Jean, Bank of, Banque Ville Marie, Banque Jacques Cartier, &c., <i>re</i> incorporation and licensing of. . . . .	243
Steamboat Inspection, Report of Dept. of Marine on, for fiscal year 1912-13	23	St. Philippe East and St. Philippe West, <i>re</i> expenses of, since June 1, 1912, to Feb. 2, 1914. . . . .	276
Steamship Service between Canada and West Indies, all documents <i>re</i> between May 1, 1913, to Dec., 1913.	286		
Strikes in British Columbia coal mines, Correspondence <i>re</i> , also copy of all Orders in Council, &c. . . . .	147a	<b>T</b>	
Stream Measurements, Report of. . . . .	25c	Trade and Commerce, Report of, year ended March 31, 1913:	
Sackville, N.B., <i>re</i> proposal to have spur line to connect public wharf at, with I.C.Ry., &c. . . . .	117b	(Part I—Canadian Trade) . . . . .	10
Salisbury and Albert Railway, Annual Report made by, to the Ry. Dept. . . . .	137	(Part II—Canadian Trade with (1) France, (2) Germany, (3) United Kingdom, and (4) United States)	10a
Salmon Hatchery, Nepisiguit River, N.B., Copy of tenders for construction received, and contracts let. . . . .	145	(Part III—Canadian Trade with foreign countries, except France, Germany, the United Kingdom, and United States) . . . . .	10b
Salmon Fishing in St. John River above tide water, Orders in Council, Documents <i>re</i> , &c. . . . .	163	(Part IV—Miscellaneous information) . . . . .	10c
Saturnia Stmr., Report of Commissioner on grounding of, April 23, 1914. . . . .	277	(Part V—Report of Grain Commissioners for Canada) . . . . .	10d
Senate, Opinion of Deputy Minister of Justice on increased representation in, of the Western Provinces . . . . .	212	(Part VI—Subsidized Steamship Services, Statistics, Traffic, &c., to Dec. 31, 1913, and Estimates for fiscal year 1914-1915. . . . .	10e
Senate, Copy of Resolution of Assembly of B.C., <i>re</i> increased number of Senators from said Province. . . . .	212a	Part VII—Trade of Foreign Countries, Treaties and Conventions) . . . . .	10f
Senate, Increased representation in, Copy of Assistant Deputy Minister on subject of. . . . .	212b	Treasury Bills discounted since March 31, 1913. . . . .	57
Senates or Upper Chambers in British Empire, or foreign countries, Information respecting constitution of. . . . .	246	Trade Unions, Return respecting, &c. . . . .	89
Senates or Upper Chambers in British Empire, or foreign countries, Supplementary Return <i>re</i> . . . . .	246a	Telegraph or Telephone line from Baddeck, N.S., to Margaree, N.S., <i>re</i> construction of, by Govt. . . . .	232t
Smelt Fishing licenses issued in Co. of Pictou, N.S., during past season, all correspondence, <i>re</i> . . . . .	204	Telegraph Statistics of Canada, year ended June 30, 1913. . . . .	20f
Smelt Fishing licenses issued in Co. of Pictou, N.S., during past season, all correspondence <i>re</i> . . . . .	204a	Telephone Statistics of Canada, year ended June 30, 1913. . . . .	20d
Southampton Ry. Co., N.B., all documents, &c., relating to, Reports of Engineers, &c. . . . .	285	Temporary Loans, Statement of, since March 31, 1913. . . . .	56
		Temporary Loans, <i>re</i> total liability of, between May 1, 1913, and Dec. 31, 1913, rates of interest paid, &c. . . . .	122
		Temporary Clerks, <i>re</i> number employed in Library in Sessions of 1911-12, and 1912-13, names, salary, &c. . . . .	162
		Three Rivers, Return <i>re</i> investigations held in District of, since Oct. 15, 1911, to April, 1913. . . . .	92



<b>T</b>	
Transcontinental Railway:—	
Return <i>re</i> changes made in original scheme for terminals at city of Quebec, &c. . . . .	114
Return <i>re</i> correspondence between N. T.Ry. Commissioner and Minister of Rys., and between N.T.Ry. Commissioner and C.P.R. <i>re</i> terminals, &c. . . . .	114a
Report of Royal Commission appointed to investigate construction of, evidence and exhibits, &c. . . . .	123
Copy of assignment by M. P. and J. T. Davis in Sept., 1909, of contracts Nos. 16 and 17 on, to O'Brien, Fowler & McDougall . . . . .	123a
Copy of contract with Jos. Gosselin, Locomotive and Car Shops at St. Malo, correspondence between Department and W. J. Press, M.E., or Chief Engineer <i>re</i> charge of price for excavation, &c. . . . .	123b
Copy of original contract and amended one of Mr. Jos. Gosselin <i>re</i> car shops at St. Malo, Que. . . . .	123c
Copy of correspondence <i>re</i> appointment of Messrs. Lynch-Staunton and Gutelius as Commissioner <i>re</i> . . . . .	123d
Copy of Report of Geo. S. Hodgins, of New York, <i>re</i> Transcona Shops of N.T. Railway, of June 10, 1912. . . . .	123e
Copy of documents submitted to Sir Wm. White by Govt <i>re</i> Commission investigating Transcontinental Ry. . . . .	133
Copy of agreements between, and the Canadian Northern Ry. for use of line by trains of Trans. Ry. to St. Malo. . . . .	177
Copy of all documents <i>re</i> the intended construction of, from Pointe St. Claire, east of Quebec Bridge, &c. . . . .	123f
Return <i>re</i> choice of site for station at Village of St. Eleuthère, on N.T.Ry., &c. . . . .	123g
Return <i>re</i> Coaling Plants on N.T.Ry., number of, where constructed, names of tenderers, &c. . . . .	123h
Report of Commissioners of, for 1913. . . . .	37
Interim Report of, for 1913. . . . .	37a
Taschereau, Alleyn, Que., Correspondence between, and P. O. Dept. <i>re</i> purchase of locks for mail bags. . . . .	74a
Toronto Harbour Works, <i>re</i> letting construction of, &c. . . . .	232(2a)
Towns in Prov. of Ontario having a population larger than town of Chesley, S. Bruce, number of, having letter boxes, &c. . . . .	192
Trent Valley Canal, Correspondence <i>re</i> investigation by Mr. Ferguson concerning affairs of . . . . .	190
Trent Watershed Survey, Report of Commission of Conservation of Canada on. . . . .	210
Trawling, Steam, correspondence since Oct., 1911, between Govt. of Canada and Govt. of United States. . . . .	226

**U**

Unclaimed Balances, dividends unpaid, &c. . . . .	7
---	---

<b>U</b>	
United Shoe Machinery Coy, Report of Board appt. to investigate matters of. . . . .	154
United States, Citizens of, employed by Government since October 11, 1911. . . . .	94
<b>V</b>	
Veterinary Director General, Report of, year ended March 31, 1913. . . . .	15b
Veterinary Inspectors employed by Govt. in slaughter houses, amt. of expenses of that branch of Dept. . . . .	222
<b>W</b>	
Wharfs:—	
Expenditure of Govt. for Wharf at Whyecomagh. . . . .	231
<i>Re</i> expenditure on Wharf at Felzén South, Lunenburg, N.S., &c. . . . .	231a
<i>Re</i> expenditure on Wharf at South Gut, Victoria Co., by Govt. during summer of 1913. . . . .	231b
<i>Re</i> expenditure on Wharfs, Breakwaters, &c., in Co. of Yarmouth, N.S., since Oct., 1911. . . . .	231c
<i>Re</i> expenditure on Englishtown Wharf, Co. of Victoria, 1913. . . . .	231d
<i>Re</i> expenditure on extension of Wharf at Finlay Point, Mabou, Inverness Co., year 1910-11. . . . .	231e
<i>Re</i> expenditure on Wharf at Port Clyde, Shelburne, N.S. . . . .	231f
<i>Re</i> expenditure on construction of wharf at Finlay Point, Inverness Co., N.S. . . . .	231g
<i>Re</i> expenditure on construction of Wharf in Town of L'Assomption, Que. . . . .	231h
<i>Re</i> expenditure on construction of Wharf at Bear River, N.S., &c. . . . .	231i
<i>Re</i> expenditure for Public Wharf at Centreville, Shelburne Co., N.S. . . . .	231j
<i>Re</i> expenditure for Public Wharf at Sainte Croix, Lotbinière Co., Que. Relating to proposed Wharf at Little Cape and Great Shemogue Harbour, N.B. . . . .	231k
Relating to construction of Wharf in Town of L'Assomption, Petitions for and against, &c. . . . .	231m
Relating to expenditure on Wharf at Arichat, N.S., since Oct. 11, 1911. . . . .	231n
Relating to expenditure on Govt. Wharf at Croft's Cove, N.S., in 1911. . . . .	231o
Relating to claim <i>re</i> Wharf at Bonaventure River, Bonaventure Co. . . . .	231p
Relating to completion of Wharf at Ste. Croix, since Sept. 21, 1911, to March, 1914. . . . .	231q
Relating to purchase of site for Wharf at Bear River, N.S. . . . .	231r
Relating to expenditure on Hall's Harbour Wharf, N.S., 1913. . . . .	231s
Relating to expenditure, &c., on Wharf at L'Île Verte, Co. of Temiscouata. . . . .	231t
Relating to copy of pay-list of employees on Wharf to west of Rivière Verte, Temiscouata. . . . .	231u
Relating to completion of Wharf at Sainte Croix, Co. of Lotbinière. . . . .	231v

W	W		
Relating to construction of Wharf at Cole Harbour, N.S. . . . .	231 <u>w</u>	Wire Rods, Temporary suspension of, Dumping Clause of Act respecting, correspondence, &c. . . . .	116
Relating to repairs on Pier at Margaree Harbour, N.S. . . . .	231 <u>x</u>	Woollen Industries, Number of, operated in the country, &c. . . . .	140
Relating to construction of Feltzen South Wharf, N.S. . . . .	231 <u>y</u>	Wright Co., Que., Memo. <i>re</i> sums of money spent in, by Govt. since Sept., 1911, &c. . . . .	161
Relating to building and repairing Wharf at Port Hood, N.S. . . . .	231 <u>z</u>	Wreck Commissioner, Dominion, Report <i>re</i> stmr. <i>Saturnia</i> grounding of, April 27, 1913. . . . .	277
Relating to expenditure of \$500 on Finlay Point Wharf, N.S., during 1913. . . . .	231(2a)	Wreck Commissioner, Dominion, Report <i>re</i> stmr. <i>Montfort</i> , grounding of, April 28, 1914. . . . .	278
Relating to expenditure on Wharf at Arichat, N.S., for use of stmr. <i>Magdalen</i> . . . . .	231(2b)		
Wheat, Quantities of, by grades received at elevators at Fort William.	102	<b>Y</b>	
Wheat, Quantities of, by grades received at elevators at Fort William and Port Arthur, 1910-11, 1911-12. . . . .	240	Yarmouth, Bank of, Documents <i>re</i> incorporating and licensing of, also <i>re</i> winding up. . . . .	243a
Wheat, Freight charges on, from Fort William or Port Arthur to Canadian Lake Ports, by C. P. stmrs. and other lines, year 1912. . . . .	254	Yarmouth Harbour, N.S., <i>re</i> removal of ice in, by C.G.S. <i>Stanley</i> , in Feb., 1914. . . . .	251
Winnipeg River, <i>re</i> leases of water-powers granted on, dates, to whom, &c. . . . .	80	Yarmouth, North, <i>re</i> Postmaster of, selling stamps out of jurisdiction. . . . .	273
		Young, Captain Murdock, investigation held against, by Mr. Wilson, B.C. . . . .	101a

See also Alphabetical List. Page 1.

## LIST OF SESSIONAL PAPERS

*Arranged in Numerical Order, with their titles at full length; the dates when Ordered and when Presented to the Houses of Parliament; the Names of the Senator or Member who moved for each Sessional Paper, and whether it is ordered to be Printed or Not Printed.*

### CONTENTS OF VOLUME 1.

(This volume is bound in three parts.)

1. Report of the Auditor General for the year ended March 31, 1913. Volume I, Parts A to J, and Volume II, Parts K to U. Presented by Hon. Mr. Foster, January 28, 1914.  
*Printed for distribution and sessional papers.*
1. Report of the Auditor General for the year ended March 31, 1913, Volume III, Parts V to Y. Presented by Hon. Mr. White, January 19, 1914.  
*Printed for distribution and sessional papers.*

### CONTENTS OF VOLUME 2.

2. The Public Accounts of Canada, for the fiscal year ended March 31, 1913. Presented by Hon. Mr. White, January 19, 1914. . . . .*Printed for distribution and sessional papers.*
3. Estimates of sums required for the service of the Dominion for the year ending March 31, 1915. Presented by Hon. Mr. White, January 29, 1914.  
*Printed for distribution and sessional papers.*
- 3a. Supplementary Estimates of sums required for the service of the Dominion for the year ending March 31, 1914. Presented by Hon. Mr. White, March 20, 1914.  
*Printed for distribution and sessional papers.*
4. Supplementary Estimates of sums required for the service of the Dominion for the year ending March 31, 1915. Presented by Hon. Mr. White, May 23, 1914.  
*Printed for distribution and sessional papers.*
5. Further Supplementary Estimates of sums required for the service of the Dominion for the year ending March 31, 1915. Presented by Hon. Mr. White, June 9, 1914.  
*Printed for distribution and sessional papers.*

### CONTENTS OF VOLUME 3.

6. List of Shareholders in the Chartered Banks of the Dominion of Canada as on December 31, 1913. Presented by Hon. Mr. White, January 19, 1914.  
*Printed for distribution and sessional papers.*

### CONTENTS OF VOLUME 4.

7. Report on dividends remaining unpaid, unclaimed balances and unpaid drafts and bills of exchange in Chartered Banks of the Dominion of Canada, for five years and upwards prior to December 31, 1913. Presented by Hon. Mr. White, March 16, 1914.  
*Printed for distribution and sessional papers.*

### CONTENTS OF VOLUME 5.

(This volume is bound in two parts.)

8. Report of Superintendent of Insurance for year ended 1913. Presented by Hon. Mr. White, June 2, 1914.  
*Printed for distribution and sessional papers.*
9. Abstract of Statement of Insurance Companies in Canada for the year ended December 31, 1913. Presented by Hon. Mr. White, June 2, 1914.  
*Printed for distribution and sessional papers.*

---



---

**CONTENTS OF VOLUME 6.**

- 10.** Report of the Department of Trade and Commerce for the fiscal year ended March 31, 1913, Part I.—Canadian Trade. Presented by Hon. Mr. Foster, April 15, 1914.  
*Printed for distribution and sessional papers.*
- 10a.** Report of the Department of Trade and Commerce, for the year ended March 31, 1913: Part II.—Canadian Trade with (1) France, (2) Germany, (3) United Kingdom, and (4) United States. Presented by Hon. Mr. Foster, January 22, 1914.  
*Printed for distribution and sessional papers.*

**CONTENTS OF VOLUME 7.**

- 10b.** Report of the Department of Trade and Commerce for the fiscal year ended March 31, 1913: Part III.—Canadian Trade with Foreign Countries (except France, Germany, the United Kingdom and United States). Presented by Hon. Mr. Foster, April 15, 1914.  
*Printed for distribution and sessional papers.*
- 10c.** Report of the Department of Trade and Commerce, for the fiscal year ended March 31, 1913: Part IV.—Miscellaneous Information. Presented by Hon. Mr. Foster, April 27, 1914. . . . .*Printed for distribution and sessional papers.*
- 10d.** Report of the Board of Grain Commissioners for Canada. Presented by Hon. Mr. Foster, June 4, 1914. . . . .*Printed for distribution and sessional papers.*

**CONTENTS OF VOLUME 8.**

- 10e.** Report of the Department of Trade and Commerce, for the fiscal year ending March 31, 1913: Part VI.—Subsidized Steamship Services, with Statistics showing Steamship Traffic to December 31, 1913, and Estimates for fiscal year 1914-1915. Presented by Hon. Mr. Foster, March 25, 1914. . . . .*Printed for distribution and sessional papers.*
- 10f.** Report of Trade and Commerce for fiscal year ended March 31, 1913: Part VII.—Trade of Foreign Countries, Treaties and Conventions. Presented by Hon. Mr. Foster, 1914.  
*Printed for distribution and sessional papers.*

**CONTENTS OF VOLUME 9.**

- 11.** Report of the Department of Customs for the year ended March 31, 1913. Presented by Hon. Mr. Reid, January 22, 1914. . . . .*Printed for distribution and sessional papers.*

**CONTENTS OF VOLUME 10.**

- 12.** Reports, Returns and Statistics of the Inland Revenues for the Dominion of Canada, for the year ended March 31, 1913. Part I.—Excise. Presented by Hon. Mr. Nantel, January 19, 1914. . . . .*Printed for distribution and sessional papers.*
- 13.** Part II.—Inspection of Weights and Measures, Gas and Electricity. Presented by Hon. Mr. Nantel, January 19, 1914. . . . .*Printed for distribution and sessional papers.*
- 14.** Reports, Returns and Statistics of the Inland Revenues for the Dominion of Canada for the year ended March 31, 1913. Part III.—Adulteration of Food. Presented by Hon. Mr. Nantel, February 11, 1914. . . . .*Printed for distribution and sessional papers.*
- 15.** Report of the Minister of Agriculture for the Dominion of Canada, for the year ended March 31, 1913. Presented by Hon. Mr. Burrell, January 22, 1914. . . . .  
*Printed for distribution and sessional papers.*

**CONTENTS OF VOLUME 11.**

- 15a.** Report of the Dairy and Cold Storage Commissioner for the fiscal year ended March 31, 1913. (Dairying, Fruit, Extension of Markets and Cold Storage.) Presented by Hon. Mr. Burrell, May 5, 1914. . . . .*Printed for distribution and sessional papers.*
- 15b.** Report of the Veterinary Director General for the year ending March 31, 1913. Presented by Hon. Mr. Burrell, February 2, 1914. . . . .*Printed for distribution and sessional papers.*
- 16.** Report of the Director and Officers of the Experimental Farms for the years ending March 31, 1913. Presented by Hon. Mr. Burrell, April 7, 1914. . . . .  
*Printed for distribution and sessional papers.*

**CONTENTS OF VOLUME 12.**

- 17.** Criminal Statistics for the year ended September 30, 1912. (Appendix to the Report of the Minister of Trade and Commerce, for the year 1912.) Presented by Hon. Mr. Foster, February 20, 1914. . . . .*Printed for distribution and sessional papers.*

- 18.** Résumé of General Elections of 1896, 1900, 1904, 1908 and 1911, and of By-Elections held between July 11, 1896 and January 1, 1914. Presented by Hon. r. Coderre, January 27, 1914. . . . . *Printed for distribution and sessional papers.*
- 18a.** Return of By-elections for the House of Commons of Canada, held during the year 1913. Presented by Hon. Mr. Coderre, January 27, 1914. . . . . *Printed for distribution and sessional papers.*

### CONTENTS OF VOLUME 13.

- 19.** Report of the Minister of Public Works on the works under his control for the fiscal year ended March 31, 1913. Presented by Hon. Mr. Rogers, January 19, 1914. . . . . *Printed for distribution and sessional papers.*

### CONTENTS OF VOLUME 14.

- 20.** Report of the Department of Railways and Canals, for the fiscal period from April 1, 1912, to March 31, 1913. Presented by Hon. Mr. Reid, March 20, 1914. . . . . *Printed for distribution and sessional papers.*
- 20a.** Canal Statistics for the season of Navigation, 1913. Presented by Hon. Mr. Reid, March 12, 1914. . . . . *Printed for distribution and sessional papers.*
- 20b.** Railway Statistics of the Dominion of Canada for the year ended June 30, 1913. Presented by Hon. Mr. Cochrane, January 29, 1914. . . . . *Printed for distribution and sessional papers.*

### CONTENTS OF VOLUME 15.

- 20c.** Eighth Report of the Board of Railway Commissioners for Canada, for the year ending March 31, 1913. Presented by Hon. Mr. Cochrane, January 22, 1914. . . . . *Printed for distribution and sessional papers.*
- 20d.** Telephone Statistics of the Dominion of Canada, for the year ended June 30, 1913. Presented by Hon. Mr. Cochrane, February 10, 1914. . . . . *Printed for distribution and sessional papers.*
- 20e.** Express Statistics of the Dominion of Canada, for the year ended June 30, 1913. Presented by Hon. Mr. Cochrane, February 20, 1914. . . . . *Printed for distribution and sessional papers.*
- 20f.** Telegraph Statistics of the Dominion of Canada, for the year ended June 30, 1913. Presented by Hon. Mr. Cochrane, February 10, 1914. . . . . *Printed for distribution and sessional papers.*

### CONTENTS OF VOLUME 16.

- 21.** Forty-sixth Annual Report of the Department of Marine and Fisheries, for the year 1912-1913.—Marine. Presented by Hon. Mr. Hazen, February 2, 1914. . . . . *Printed for distribution and sessional papers.*
- 21b.** List of Shipping issued by the Department of Marine and Fisheries, being a list of vessels on the Registry Books of the Dominion of Canada, on December 31, 1913. Presented by Hon. Mr. Hazen, May 1, 1914. . . . . *Printed for distribution and sessional papers.*

### CONTENTS OF VOLUME 17.

- 22.** Forty-sixth Annual Report of the Department of Marine and Fisheries, 1912-13.—Fisheries. Presented by Hon. Mr. Hazen, January 19, 1914. . . . . *Printed for distribution and sessional papers.*
- 23.** Supplement to the Forty-sixth Annual Report of the Department of Marine and Fisheries for the fiscal year 1912-13.—Steamboat Inspection Report. Presented by Hon. Mr. Hazen, March 27, 1914. . . . . *Printed for distribution and sessional papers.*

### CONTENTS OF VOLUME 18.

- 24.** Report of the Postmaster General, for the year ended March 31, 1913. Presented by Hon. Mr. Pelletier, March 12, 1914. . . . . *Printed for distribution and sessional papers.*

### CONTENTS OF VOLUME 19.

(This volume is bound in two parts.)

- 25.** Annual Report of the Department of the Interior, for the fiscal year ending March 31, 1913.—Volume I. Presented by Hon. Mr. Roche, February 23, 1914. . . . . *Printed for distribution and sessional papers.*

25. Annual Report of the Department of the Interior, for the fiscal year ending March 31, 1913.  
—Volume II. Presented by Hon. Mr. Roche, March 9, 1914.  
*Printed for distribution and sessional papers.*

### CONTENTS OF VOLUME 20.

- 25c. Report of Progress of Stream Measurements, for the calendar year 1913, prepared under the direction of F. H. Peters, C.E., Commissioner of Irrigation. Presented by Hon. Mr. Roche, March 26, 1914. . . . . *Printed for distribution and sessional papers.*
- 25d. Twelfth Report of the Geographic Board of Canada, for the year ending June 30, 1913. Presented by Hon. Mr. Roche, February 2, 1914.  
*Printed for distribution and sessional papers.*

### CONTENTS OF VOLUME 21.

- 25e. Manitoba Water-powers,  
25f. Railway Belt Hydrographic Survey for 1911-1912. Presented, 1914.

### CONTENTS OF VOLUME 22.

26. Summary Report of the Geological Survey, Department of Mines, for the calendar year 1912. Presented by Hon. Mr. Coderre, 1914.  
*Printed for distribution and sessional papers.*
- 26a. Summary Report of the Mines Branch for the calendar year 1912. Presented 1914.  
*Printed for distribution and sessional papers.*

### CONTENTS OF VOLUME 23.

27. Report of the Department of Indian Affairs for the year ended March 31, 1913. Presented by Hon. Mr. Roche, January 27, 1914. . . . . *Printed for distribution and sessional papers.*

### CONTENTS OF VOLUME 24.

28. Report of the Royal Northwest Mounted Police, 1913. Presented by Hon. Mr. Borden, January 19, 1914. . . . . *Printed for distribution and sessional papers.*
- 28a. Statement of Magisterial cases entered, and convictions obtained by the Royal Northwest Mounted Police in the Provinces of Alberta and Saskatchewan, the Yukon Territory and a portion of Manitoba, during the years 1909 to 1913. Presented by Hon. Mr. Borden, February 16, 1914. . . . . *Not printed.*
29. Report of the Secretary of State of Canada for the year ended March 31, 1913. Presented by Hon. Mr. Coderre, February 9, 1914. . . . . *Printed for distribution and sessional papers.*
- 29a. Report of the Secretary of State for External Affairs for the year ended March 31, 1913. Presented by Hon. Mr. Borden, January 19, 1914.  
*Printed for distribution and sessional papers.*

### CONTENTS OF VOLUME 25.

- 29c. Documents re Constitutional History of Canada.—(Senate).  
*Printed for distribution and sessional papers.*
- 29e. Public Archives.—Documents relating to the Constitutional History of Canada, 1791-1813, selected and edited with notes by Arthur G. Doughty and Duncan A. McArthur. Presented by Hon. Mr. Coderre, March 27, 1914.  
*Printed for distribution and sessional papers.*

### CONTENTS OF VOLUME 26.

30. The Civil Service List of Canada, 1913. Presented, 1914.  
*Printed for distribution and sessional papers.*
31. Fifth Annual Report of the Civil Service Commission of Canada for the year ended August 31, 1913. Presented by Hon. Mr. Coderre, March 18, 1914.  
*Printed for distribution and sessional papers.*
32. Annual Report of the Department of Public Printing and Stationery for the fiscal year ended March 31, 1913. Presented by Hon. Mr. Coderre, March 11, 1914.  
*Printed for distribution and sessional papers.*

### CONTENTS OF VOLUME 27.

33. The Report of the Joint Librarians of Parliament. Presented by the Hon. The Speaker, January 15, 1914. . . . . *Not printed.*
34. Report of the Minister of Justice as to Penitentiaries of Canada, for the fiscal year ended March 31, 1913. . . . . *Printed for distribution and sessional papers.*

---



---

**CONTENTS OF VOLUME 27—Continued.**

- 35.** Report of the Militia Council for the Dominion of Canada, for the fiscal year ending March 31, 1913. Presented by Hon. Mr. Hughes, March 9, 1914.  
*Printed for distribution and sessional papers.*
- 36.** Report of the Department of Labour for the fiscal year ending March 31, 1913. Presented by Hon. Mr. Crothers, January 19, 1914. . . . .*Printed for distribution and sessional papers.*
- 36a.** Sixth Report of the Registrar of Boards of Conciliation and Investigation of the proceedings under "The Industrial Disputes Investigation Act, 1907," for the fiscal year ending March 31, 1913. Presented by Hon. Mr. Crothers, January 19, 1914.  
*Printed for distribution and sessional papers.*
- 36b.** Report on Strikes and Lockouts in Canada, from 1901 to 1912. Presented by Hon. Mr. Crothers, January 19, 1914 . . . . .*Printed for distribution and sessional papers.*
- 37.** Ninth Annual Report of the Commissioners of the Transcontinental Railway, for the year ended March 31, 1913. Presented by Hon. Mr. Cochrane, January 22, 1914.  
*Printed for distribution and sessional papers.*
- 37a.** Interim Report of the Commissioners of the Transcontinental Railway, for the nine months ended December 31, 1913. Presented by Hon. Mr. Cochrane, February 18, 1914.  
*Not printed.*
- 38.** Report of the Department of the Naval Service, for the fiscal year ending March 31, 1913. Presented by Hon. Mr. Hazen, January 22, 1914.  
*Printed for distribution and sessional papers.*

**CONTENTS OF VOLUME 28.**

- 39.** A detailed statement of all bonds or securities registered in the Department of the Secretary of State of Canada, since last return (4th December, 1912) submitted to the Parliament of Canada under Section 32 of Chapter 19, of the Revised Statutes of Canada, 1906. Presented by Hon. Mr. Coderre, January 22, 1914. . . . .*Not printed.*
- 40.** Return to an Order of the House of April 7, 1913, for a copy of all accounts, vouchers and charges incurred by and relating to the Lobster Hatchery and Patrol Boat *Danis* during the season of 1912, to December 31, 1912, with the names of the officers and crews, and the wages paid to each. Presented January 19, 1914.—*Mr. Kyte.* . . . .*Not printed.*
- 41.** Return to an Order of the House April 21, 1913, for a Return showing the names and the respective ranks and positions of the officers now on duty on the *Niobe* at Halifax, under the Department of Naval Affairs; the number of men now on duty as seamen or other like positions on the *Niobe*; the number of men dropped from the service on the *Niobe* since July 1, 1912; and if any efforts have been made to recruit men for the *Niobe* since July 1, 1912. Presented January 19, 1914.—*Mr. Macdonald.* . . . .*Not printed.*
- 42.** Return to an Order of the House of May 12, 1913.—1. For a Return showing the respective names, duties and salaries of Officials of the Immigration Department of both Inside and Outside Service on March 31, 1911.  
2. The respective names, duties and salaries of Officials of the Immigration Department of both Inside and Outside Service on March 31, 1913. Presented January 19, 1914.—*Mr. Oliver* . . . . .*Not printed.*
- 43.** Return to an Order of the House of February 24, 1913, for a copy of all regulations relating to the disposition of Dominion Lands made by the Minister of the Interior from October 12, 1911, to January 1, 1912, and of the regulations for the placing of half-breed scrip on homestead or other lands, made by the Minister of the Interior from October 12, 1911, to January 1, 1912. Presented January 19, 1914.—*Mr. Oliver.*  
*Not printed.*
- 44.** Return to an Order of the House of January 15, 1913, for a copy of all charges, correspondence, letters, telegrams and other documents relative to the dismissal of Horace Rindress, Quarantine Medical Officer at North Sydney, in the Riding of North Cape Breton and Victoria, and of the evidence taken and report of investigation held by H. P. Duchemin, in regard to same, and a detailed statement of the expenses of such investigation. Presented January 19, 1914.—*Mr. McKenzie.* . . . . .*Not printed.*
- 44a.** Supplementary Return to an Order of the House of December 11, 1912, for a copy of all papers, documents and correspondence relating to the dismissal of A. T. Doucet, Postmaster and Collector of Customs at Salmon River, Digby County, N.S. Presented January 19, 1914.—*Mr. Maclean (Halifax).* . . . . .*Not printed.*
- 44b.** Return to an Order of the House of April 21, 1913, for a copy of the charges made against Alexis Bourque, Storm Signal Agent at Bonaventure, on which he was dismissed by the Minister of Marine and Fisheries, and a copy of all letters and other documents bearing on the appointment of his successor. Presented January 23, 1914.—*Mr. Marcell (Bonaventure).* . . . . .*Not printed.*

CONTENTS OF VOLUME 28—*Continued.*

- 44c.** Return to an Order of the House of January 29, 1913, for a copy of all letters, petitions, telegrams, complaints, evidence, reports and other papers and documents in the possession of the Department of Marine and Fisheries, or any Department of the Government, relating to the dismissal of Patrick Conway, Lightkeeper at White Head Island, N.S., and if there was an investigation the names of the witnesses, a copy of the evidence, and a detailed statement of the expenses of such investigation. Presented January 21, 1914.—*Mr. Sinclair*..... *Not printed.*
- 44d.** Return to an Order of the House of May 7, 1913, for a copy of all papers, documents, telegrams and correspondence in connection with the dismissal of Captain Wm. Smith, Coxswain, of the lifeboat at Blanche, Shelburne County, N.S. Presented January 21, 1914.—*Mr. Law*..... *Not printed.*
- 44e.** Return to an Order of the House of March 3, 1913, for a Return showing in detail the number of dismissals from public offices and positions of employment by the present Government since the 11th day of October, 1911, to this date, in the County of King's, Province of Nova Scotia, in connection with any of the Departments of the public service, not including cases in which orders have already passed; together with the names of the dismissed officials or employees, the reason for their respective dismissals, the complaints or charges against them, and by whom made; together with a copy of all correspondence, letters, telegrams and other communications with respect to each such case of dismissal, and of all minutes of evidence of investigations, where any such were held, and of all reports relating to such dismissals now in the possession of any of the Departments of the Government, also the names of all parties appointed to fill the vacancies caused by such dismissals, and the names of the persons by whom the same have been respectively recommended for appointment; together with a detailed statement of all amounts and expenses paid, or to be paid, by any Department in connection with the said dismissals and investigations or removals from office. Presented January 21, 1914.—*Mr. McKenzie*..... *Not printed.*
- 44f.** Return to an Order of the House of the 23rd April, 1913, for a copy of the charges made by Messrs. J. A. Mousseau, A. Godbout and J. Blondin, against Jos. E. A. Landry, keeper of the lighthouse at St. Omer, Quebec, on which he was dismissed for alleged political partisanship. Presented January 21, 1914.—*Mr. Marcil (Bonaventure)*..... *Not printed.*
- 44g.** Return to an Order of the House of the 29th January, 1913, for a copy of all charges, correspondence, letters, telegrams and other documents relating to the dismissal of Colin McIsaac, preventive officer at Port Hood, Inverness County, N.S. Presented January 21, 1914.—*Mr. Chisholm (Inverness)*..... *Not printed.*
- 44h.** Return to an Order of the House of the 19th May, 1913, for a copy of all petitions and correspondence relating to the dismissal of Mr. Pesha, postmaster at Kent Bridge, Ontario. Presented January 22, 1914.—*Sir W. Laurier*..... *Not printed.*
- 44i.** Return to an Order of the House of the 29th January, 1913, for a copy of all letters, petitions, telegrams, complaints, evidence, reports and other papers and documents in the possession of the Post Office Department or any department of the Government, relating to the dismissal of John F. Reeves, postmaster at Mulgrave, N.S., and if there was an investigation, the names of all witnesses examined, a copy of the evidence, and a detailed statement of the expenses of such investigation. Presented January 22, 1914.—*Mr. Sinclair*..... *Not printed.*
- 44j.** Return to an Order of the House of the 29th January, 1913, for a copy of all charges, correspondence, letters, telegrams and other documents relating to the dismissal of Havelock McLeod, postmaster at Big Intervale, North East Margaree, Inverness County, Nova Scotia. Presented January 22, 1914.—*Mr. Chisholm (Inverness)*..... *Not printed.*
- 44k.** Return to an Order of the House of the 21st April, 1913, for a copy of all documents, petitions, correspondence, messages, inquiries, reports, &c., relating to the dismissal of S. Lapointe, postmaster of St. Eloi, County of Temiscouata, and to the appointment of his successor. Presented January 22, 1914.—*Mr. Gauvreau*..... *Not printed.*
- 44l.** Return to an Order of the House of the 3rd February, 1913, for a copy of all correspondence, letters, telegrams and other documents relative to the dismissal of William Bow, postmaster at Winchester Village, County of Dundas, and of all recommendations for the appointment of his successor. Presented January 22, 1914.—*Mr. MacNutt*..... *Not printed.*
- 44m.** Return to an Order of the House of the 26th March, 1913, for a copy of all charges, correspondence, letters, telegrams, petitions and other documents relating to the dismissal of Mrs. Ellen O'Neil, postmistress at O'Neil's post office, Parish of Moncton, County of Westmorland, New Brunswick, and of all evidence, if any, taken in regard to the same, and of all reports concerning same; and also a copy of all recommendations, correspondence, letters, telegrams, petitions and other documents relating to the appointment of a successor, or of Robert C. Kelly as postmaster of or at the said O'Neil post office, and of all reports, if any, as to the proper location of the office. Presented January 22, 1914.—*Mr. Emmerson*..... *Not printed.*



## CONTENTS OF VOLUME 28—Continued.

- 44<sup>n</sup>. Return to an Order of the House of the 21st April, 1913, for a copy of the charges made against Alex. Labilloy, postmaster of Miguasha, on which his dismissal took place, and of all letters and documents regarding the appointment of John Caissy in his place. Presented January 22, 1914.—*Mr. Marcil (Bonaventure)*.....Not printed.
- 44<sup>o</sup>. Return to an Order of the House of the 21st April, 1913, for a copy of all letters and other documents containing evidence or charges against Madame Z. Marcotte, postmistress of Nouvelle West, Bonaventure County, on which the Postmaster General acted in removing her from office, and also of letters and other documents regarding the appointment of Mr. Lazare Fallu in her stead. Presented January 22, 1914.—*Mr. Marcil (Bonaventure)* .....Not printed.
- 44<sup>p</sup>. Return to an Order of the House of the 25th April, 1913, for a copy of all complaints, accusations, correspondence, petitions, and telegrams respecting the dismissal of Joseph Verault, postmaster at Guay, County of Lévis, of the evidence and report made following the inquiries held by the inquiring Commissioner Smith and the inquiring Commissioner Jolicœur in this matter; also the names of the witnesses summoned and heard, with a copy of the evidence heard at each inquiry, the names of those who represented the Government at these inquiries, and a detailed statement of the expenses caused by these inquiries, with a copy of all documents respecting the appointment of his successor, such as petitions, letters of recommendation, &c. Presented January 22, 1914.—*Mr. Bourassa* ..... Not printed.
- 44<sup>q</sup>. Return to an Order of the House of the 2nd June, 1913, for a copy of all telegrams, papers and correspondence in the possession of the Post Office Department, or with any of the officials thereof, regarding the removal from office of the postmaster of Osage, Saskatchewan, and of the appointment of a successor thereto; and of all correspondence bearing upon the said removal or appointment with the post office inspector for that portion of the province of Saskatchewan, and of all other letters and documents with respect thereto. Presented January 22, 1914.—*Mr. Carvell*.....Not printed.
- 44<sup>r</sup>. Return to an Order of the House of the 29th January, 1913, for a copy of all letters, petitions, telegrams, complaints, evidence, reports and other papers and documents in the possession of the Post Office Department, or any department of the Government, relating to the dismissal of George Taylor, postmaster at Bickerton, N.S., and if there was an investigation, the names of all witnesses examined, a copy of the evidence and a detailed statement of the expenses of such investigation. Presented January 22, 1914.—*Mr. Sinclair* ..... Not printed.
- 44<sup>s</sup>. Return to an Order of the House of the 21st April, 1913, for a copy of all correspondence, telegrams, complaints, affidavits, reports, recommendations, requests, certificates and other documents, relating to the dismissal of Mademoiselle Paul Hus, as postmistress of the Parish Ste. Victoire, County of Richelieu, and the appointment of Mr. Paul Bardier, of the same place, as postmaster. Presented January 22, 1914.—*Mr. Cardin*.....  
Not printed.
- 44<sup>t</sup>. Return to an Order of the House of the 3rd March, 1913, for a copy of all charges, correspondence, letters, telegrams and other documents relating to the dismissal of Parker S. Hart, postmaster at South Manchester, Guysborough County, N.S., and of all evidence taken and report of investigation held by H. P. Duchemin in regard to the same, and also a detailed statement of the expenses of such investigation. Presented January 22, 1914.—*Mr. Sinclair* ..... Not printed.
- 44<sup>u</sup>. Return to an Order of the House of the 17th February, 1913, for a copy of all complaints and charges made against Charles L. Gass, late postmaster at Bayfield, Antigonish County, of the evidence taken, if any, before Commissioner Duchemin, and of his report thereon, and of all letters, telegrams and documents of every kind relating to his dismissal and the appointment of his successor. Presented January 22, 1914.—*Mr. Chisholm (Antigonish)* .....Not printed.
- 44<sup>v</sup>. Return to an Order of the House of the 27th January, 1913, for a copy of all documents, correspondence, letters, reports, &c., relating to the dismissal of Madame Belzil, postmistress at St. Octave, County of Rimouski, and the appointment of her successor. Presented January 22, 1914.—*Mr. Lapointe (Kamouraska)*.....Not printed.
- 44<sup>w</sup>. Return to an Order of the House of the 9th April, 1913, for a copy of all charges, correspondence, telegrams and other documents relating to the dismissal of John McDonnell, postmaster at Essex, Inverness County, Nova Scotia. Presented January 22, 1914.—*Mr. Chisholm (Inverness)*.....Not printed.
- 44<sup>x</sup>. Return to an Order of the House of the 31st March, 1913, for a copy of all letters, telegrams and documents in connection with the dismissal of James Bain, from the postmastership of Ninga post office, Ninga, Manitoba. Presented January 22, 1914.—*Mr. Turriff* ..... Not printed.

---



---

**CONTENTS OF VOLUME 28—Continued.**

- 44y.** Return to an Order of the House of the 9th April, 1913, for a copy of all letters, petitions, telegrams, complaints, reports and other papers and documents in the possession of the Post Office Department, relating to the dismissal of William McKinnon, postmaster at Erinville, Guysborough County, N.S., and the appointment of Daniel Kenny as successor; and if there was an investigation in connection with the dismissal of the said William McKinnon, the names of all witnesses examined, a copy of the evidence and report of the commissioner, and a detailed statement of the expenses of such investigation. Presented January 22, 1914.—*Mr. Sinclair*.....*Not printed.*
- 44z.** Return to an Order of the House of the 7th May, 1913, for a copy of all correspondence, evidence and reports in connection with the dismissal of J. N. Cloutier, postmaster at St. Benoit Labre, County of Beauce, Quebec. Presented January 22, 1914.—*Mr. Béland*.  
*Not printed.*
- 44 (2a).** Return to an Order of the House of the 12th February, 1913, for a copy of all letters, telegrams, papers and documents relative to the dismissal of Mrs. Weave, postmistress at Coal Creek, Queens County, N.B., and of the appointment of Michael L. Knox. Presented January 22, 1914.—*Mr. McLean (Sunbury)*.....*Not printed.*
- 44 (2b).** Return to an Order of the House of the 26th May, 1913, for a copy of all correspondence and documents of any kind whatsoever relating to the dismissal of postmasters in Bonaventure County, by the present administration, not already ordered and brought down. Presented January 22, 1914.—*Mr. Morcil (Bonaventure)*.....*Not printed.*
- 44 (2c).** Return to an Order of the House of the 28th April, 1913, for a copy of all petitions, complaints, and correspondence containing any charges against Alexander Fraser, postmaster at Fraser's Grant, Antigonish County, N.S., and of all other documents and correspondence on the file in relation thereto. Presented January 22, 1914.—*Mr. Chisholm (Antigonish)*.....*Not printed.*
- 44 (2d).** Partial return to an Order of the House of the 10th December, 1912, for a return showing all public officers removed by the present Government in the District of Portneuf, together with the name and duties of each person, the reasons for their dismissal, the nature of the complaints brought against them, also a copy of all correspondence relating thereto and reports of inquiries in cases where such were held. Presented January 22, 1914.—*Mr. Delisle*.....*Not printed.*
- 44 (2e).** Return to an Order of the House of the 15th January, 1913, for a return showing a list of the postmasters dismissed or removed by the present Government in the County of Two Mountains, the names of such persons, the reason for their dismissal, the nature of the complaints brought against them, and a copy of all correspondence and petitions relating thereto, and reports of inquiry in the cases where such have been held; also the names of their successors. Presented January 22, 1914.—*Mr. Ethier*....*Not printed.*
- 44 (2f).** Return to an Order of the House of the 15th January, 1913, for a copy of all charges, correspondence, letters, telegrams and other documents relative to the dismissal of Thomas Chalmier McLean, postmaster at Ivera, Middle River, Riding of North Cape Breton and Victoria, N.S., and of the evidence taken and reports of investigation held by H. P. Duchemin in regard to the same, and a detailed statement of the expenses of such investigation. Presented January 22, 1914.—*Mr. McKensie*.....*Not printed.*
- 44 (2g).** Return to an Order of the House of the 29th January, 1913, for a copy of all letters, telegrams, reports and other documents relative to the dismissal of C. P. Blanchard, postmaster at Truro, Nova Scotia, and the appointment of his successor. Presented January 22, 1914.—*Mr. Macdonald*.....*Not printed.*
- 44 (2h).** Return to an Order of the House of the 29th January, 1913, for a copy of all papers, documents, evidence, reports, letters, correspondence, &c., relating to the dismissal of Samuel Atwood, Atwood's Brook, Shelburne County, N.S. Presented January 22, 1914.—*Mr. Law*.....*Not printed.*
- 44 (2i).** Return to an Order of the House of the 3rd February, 1913, for a return showing the names of the postmasters in the County of Berthier dismissed since the 21st September, 1911; their respective parishes, the date of their dismissals and the reason alleged; if an inquiry was held in each case; on whose recommendation were these dismissals made; the names of those appointed as their successors and on whose recommendation were they appointed. Presented January 22, 1914.—*Mr. Béland*.....*Not printed.*
- 44 (2j).** Return to an Order of the House of the 3rd March, 1913, for a copy of all complaints, accusations, correspondence, petitions and telegrams, respecting the dismissal of Wilfrid Pellemarre, postmaster at Hervey Junction, County of Portneuf, and of all documents respecting the appointment of his successor, such as petitions, letters of recommendation, &c., and also of the evidence and reports made after the inquiry held by the inquiring commissioner; together with a detailed statement of the expenses caused by this inquiry. Presented January 22, 1914.—*Mr. Delisle*.....*Not printed.*

---



---

 CONTENTS OF VOLUME 28—Continued.

- 44 (2k). Return to an Order of the House of the 16th February, 1913, for a copy of all letters, petitions, telegrams, complaints, evidence, reports and other papers and documents in the possession of the Post Office Department, or any department of the Government, relating to the dismissal of Rufus D. Carrigan, postmaster at Sand Point, Guysborough County, N.S., and if there was an investigation, the names of all witnesses examined, and a detailed statement of the expenses of such investigation. Presented January 22, 1914.—*Mr. Sinclair* ..... *Not printed.*
- 44 (2l). Return to an Order of the House of the 15th January, 1913, for a copy of all charges, correspondence, letters, telegrams and other documents relative to the dismissal of Daniel Dunlop, postmaster at New Campbellton, Riding of North Cape Breton and Victoria, N.S., and of the evidence taken and reports of the investigation held by H. P. Duchemin in regard to the same, and a detailed statement of the expenses of such investigation. Presented January 22, 1914.—*Mr. McKenzie* ..... *Not printed.*
- 44 (2m). Return to an Order of the House of the 9th April, 1913, for a copy of all charges, correspondence, telegrams and other documents relating to the dismissal of Duncan Cameron, postmaster at Craigmore, Inverness County, Nova Scotia. Presented January 22, 1914.—*Mr. Chisholm (Inverness)* ..... *Not printed.*
- 44 (2n). Return to an Order of the House of the 29th January, 1913, for a copy of all letters, telegrams, reports, charges and other documents relating to the dismissal of Angus Cameron, late postmaster at Fairlight, Sask., and of the evidence taken at the investigation held by Mr. Dorsett. Presented January 22, 1914.—*Mr. Twiriff* ..... *Not printed.*
- 44 (2o). Return to an Order of the House of the 15th January, 1913, for a copy of all documents, correspondence, petitions and telegrams respecting the dismissal of M. Sauriol, postmaster of St. Janvier, County of Terrebonne, and the appointment of his successor. Presented January 22, 1914.—*Mr. Ethier* ..... *Not printed.*
- 44 (2p). Return to an Order of the House of the 2nd June, 1913, for a copy of all petitions, letters, telegrams and resolutions in connection with the changes made in the names of the post offices at Letches Creek Crossing and Letches Creek, North Cape Breton, N.S., the dismissal of Donald Johnston, the former postmaster at Letches Creek, and the appointment of his successor. Presented January 22, 1914.—*Mr. McKenzie* ..... *Not printed.*
- 44 (2q). Return to an Order of the House of the 27th January, 1913, for a copy of all letters, documents, telegrams, reports, correspondence and recommendations in any way relating to the dismissal of James McLees, postmaster at Bishop Mills, County of Grenville, Province of Ontario, and the appointment of his successor. Presented January 22, 1914.—*Mr. Proutx* ..... *Not printed.*
- 44 (2r). Return to an Order of the House of the 9th April, 1913, for a copy of all charges, correspondence, telegrams and other documents relating to the dismissal of Mrs. Sarah C. Rankin, postmistress at S. W. Ridge Mabou, Inverness County, Nova Scotia. Presented January 22, 1914.—*Mr. Chisholm (Inverness)* ..... *Not printed.*
- 44 (2s). Partial Return to an Order of the House of the 19th March, 1913, for a Return showing in detail the number of dismissals from the public service during the period from June 23, 1896, to September 21, 1911, in the County of Cumberland, Nova Scotia, in connection with any department of the public service; together with the names of the dismissed officials or employees, their ages at the time of entering the public service, the length of their period of service with dates, the amount of their remuneration, the reason for their respective dismissals, the complaints or charges against them, and by whom made; together with a copy of all correspondence, letters, telegrams and other communication with respect to each such case of dismissal, and of all minutes of evidence on investigation, where any such were held, and of all reports relating to such dismissals now in the possession of any of the departments of the government; also the names of all persons appointed to fill vacancies caused by such dismissals, their ages at the date of appointment, the amount of their remuneration, and the names of the persons by whom the same have been respectively recommended for appointment; together with a detailed statement of all amounts and expenses paid by any department in connection with said dismissals and investigations or removal from office. Presented January 22, 1914.—*Mr. Rhodes* ..... *Not printed.*
- 44 (2t). Partial Return to an Order of the House of the 29th April, 1913, for a Return showing all employees of the Dominion dismissed in the County of Three Rivers and St. Maurice since October 15, 1911, to date, the date of dismissal, the employment of each man, the salary he was receiving at the time of his dismissal, the reason for dismissal, whether there has been an investigation or not, with the names and places of residence of the men appointed to replace them. Presented January 22, 1914.—*Mr. Bureau* ..... *Not printed.*
- 44 (2u). Partial Return to an Order of the House of the 10th December, 1912, for a return showing the number of dismissals from public offices by the present Government to this date in the constituency of Regina, together with the names of the dismissed officials, the reasons for their dismissals, the complaints against such officials, and a copy of all correspondence relating thereto and reports of inquiries in cases where such have been held in respect of the same. Presented January 22, 1914.—*Mr. Martin (Regina)* ..... *Not printed.*

---



---

**CONTENTS OF VOLUME 28—Continued.**

- 44 (2v).** Return to an Order of the House of the 10th December, 1912, for a return showing all the public officers dismissed by the present Government in the electoral district of Kamouraska, with the names and duties of such persons respectively, the reason for their dismissal, the nature of the complaints brought against them, also of all correspondence relating thereto and reports of inquiries in cases where such have been held. Presented January 22, 1914.—*Mr. Lapointe (Kamouraska)*.....*Not printed.*
- 44 (2w).** Partial Return to an Order of the House of the 10th February, 1913, for a return showing in detail the number of dismissals from public offices by the present Government to this date in the County of Prince, Prince Edward Island, giving the names of the dismissed officials, the reasons for their dismissal, the complaints against such officials and a copy of all the correspondence with respect to the same and of all notes of evidence and reports of investigations where such were held; also the names of all parties appointed to fill the vacancies caused by such dismissals and the names of the persons by whom the same have been recommended for appointment. Presented January 22, 1914.—*Mr. Richards*.....*Not printed.*
- 44 (2x).** Return to an Order of the House of the 10th December, 1912, for a return showing the detail and number of dismissals from public offices by the present Government to this date in the riding of Strathcona, together with the names of the dismissed occupants, the reasons for their dismissal, the complaints against such officials, and a copy of all correspondence with respect to the same, and of all reports of investigations, where such were held. Presented January 22, 1914.—*Mr. Douglas*.....*Not printed.*
- 44 (2y).** Partial Return to an Order of the House of the 10th December, 1912, for a return showing the detail and number of dismissals from public offices by the present Government to this date in the riding of Salcoats, Sask., together with the names of the dismissed occupants, the reasons for their dismissal, the complaints against such officials, and a copy of all correspondence with respect to the same, and all reports of investigations, in cases where such were held. Presented January 22, 1914.—*Mr. MacNutt*.....*Not printed.*
- 44 (2z).** Return to an Order of the House of the 28th April, 1913, for a return showing all employees dismissed in the County of Champlain since October 15, 1911, to date, the employment of each man, the salary each was receiving at the time of his dismissal, the reasons for dismissals, whether there has been any investigation or not, with the names and places of residence of the men appointed to replace them. Presented January 22, 1914.—*Mr. Bureau*.....*Not printed.*
- 44 (3a).** Return to an Order of the House of the 3rd March, 1913, for a return showing in detail the number of dismissals from public offices and position of employment, by the present Government since the 11th day of October, 1911, to this date, in the County of Cumberland, Nova Scotia, not including those for which returns have already been ordered, in connection with any of the departments of the public service; together with the names of the dismissed officials or employees, the reason for their respective dismissals, the complaints or charges against them, and by whom made; together with a copy of all correspondence, letters, telegrams and other communications with respect to each such case of dismissal, and of all minutes of evidence of investigations, where any such were held, and of all reports relating to such dismissals now in the possession of any of the departments of the government; also the names of all parties appointed to fill the vacancies caused by such dismissals, and the names of the persons by whom the same have been respectively recommended for appointment; together with a detailed statement of all amounts and expenses paid by any department in connection with the said dismissals and investigations or removal from office. Presented January 22, 1914.—*Mr. Kyte*.....*Not printed.*
- 44 (3b).** Return to an Order of the House of the 3rd February, 1913, for a return showing in detail the number of dismissals from public offices and positions of employment, by the present Government since the first day of October, 1911, to this date, in the County of Westmorland, New Brunswick, in connection with any of the departments of the public service; together with the names of the dismissed officials or employees, the reason for their respective dismissals, the complaints or charges against them, and by whom made, save and except the case of George H. Cochrane, Collector of Customs at Moncton (the papers for which have been already moved for); together with a copy of all correspondence, letters, telegrams and other communications with respect to each such case of dismissal, and of all minutes of evidence of investigations, where any such were held, and of all reports relating to such dismissals now in the possession of any of the departments of government, or of the Government Railways Managing Board, or of the officials of the Intercolonial and the Prince Edward Island Railway; also the names of all parties appointed to fill the vacancies caused by such dismissals, and the names of the persons by whom the same have been respectively recommended for appointment; together with a detailed statement of all amounts and expenses paid by any department in connection with the said dismissals and investigations or removals from office. Presented January 22, 1914.—*Mr. Emmerson*.....*Not printed.*

---



---

 CONTENTS OF VOLUME 28—*Continued.*

- 44 (3c).** Partial Return to an Order of the House of the 3rd March, 1913, for a return showing in detail the number of dismissals from public offices and positions of employment by the present Government since the 11th day of October, 1911, to this date, in the County of Annapolis, Nova Scotia, in connection with any of the departments of the public service, but not including cases in which orders have already passed together with the names of the dismissed officials or employees, the reason for their respective dismissals, the complaints or charges against them, and by whom made; together with a copy of all correspondence, letters, telegrams and other communications with respect to each such case of dismissal, and of all minutes of evidence of investigations, where any such were held, and of all reports relating to such dismissals now in the possession of any of the departments of the Government; also the names of all parties appointed to fill vacancies caused by such dismissals, and the names of the persons by whom the same have been respectively recommended for appointment; together with a detailed statement of all amounts and expenses paid by any department in connection with the said dismissals and investigations or removals from office. Presented January 22, 1914.—*Mr. Chisholm (Antigonish)*.....*Not printed.*
- 44 (3d).** Return to an Order of the House of the 28th April, 1913, for a return showing all employees dismissed in the County of Nicolet since October 15, 1911, to date, the date of dismissal, the employment of each man, the salary he was receiving at the time of his dismissal, the reasons for dismissal whether there has been an investigation or not, with the names and places of residence of the men appointed to replace them. Presented January 22, 1914.—*Mr. Bureau*.....*Not printed.*
- 44 (3e).** Return to an Order of the House of the 29th January, 1913, for a return showing in detail the number of dismissals from public offices by the present Government to this date in the constituency of Victoria, Alberta, together with the names of the dismissed officials, the reason of their dismissal, the complaints against such officials, and a copy of all correspondence with respect to the same and of all notes of evidence and of the reports of investigations where such were held; also the names of all parties appointed to fill the vacancies caused by such dismissals and the names of the persons by whom the same have been recommended for appointment. Presented January 22, 1914.—*Mr. White (Alberta)*.....*Not printed.*
- 44 (3f).** Officials dismissed in the constituency of Shelburne and Queens, N.S.—(Senate).  
*Not printed.*
- 44 (3g).** Postmasters dismissed in the County of Antigonish, N.S.—(Senate).....*Not printed.*
- 44 (3h).** Return to an Order of the House of the 29th January, 1913, for a copy of all charges, correspondence, letters, telegrams, and other documents relating to the dismissal of Dr. Freeman O'Neil, from the office of port physician at Louisburg, Cape Breton South, Nova Scotia, and of the evidence taken and reports of investigation held by H. P. Duchemin in regard to the same. Presented January 26, 1914.—*Mr. Sinclair*.  
*Not printed.*
- 44 (3i).** Partial Return to an Order of the House of the 3rd March, 1913, for a return showing in detail the number of dismissals from public offices and positions of employment by the present Government since the 11th day of October, 1911, to this date, in the County of Digby, Nova Scotia, in connection with any of the departments of the public service, but not including cases in which orders have already passed; together with the names of the dismissed officials or employees, the reasons for their respective dismissals, the complaints or charges against them, and by whom made; together with a copy of all correspondence, letters, telegrams and other communications with respect to each such case of dismissal, and of all minutes of evidence of investigations, where any such were held, and of all reports relating to such dismissals now in the possession of any of the departments of the Government; also the names of all parties appointed to fill the vacancies caused by such dismissals, and the names of the persons by whom the same have been respectively recommended for appointment; together with a detailed statement of all accounts and expenses paid by any department in connection with the said dismissals and investigations or removals from office. And also—Supplementary return to an Order of the House of the 3rd March, 1913, for a return showing in detail the number of dismissals from public offices and positions of employment by the present Government since the 11th day of October, 1911, to this date, in the County of Digby, Nova Scotia, in connection with any of the departments of the public service, but not including cases in which orders have already passed; together with the names of the dismissed officials or employees, the reasons for their respective dismissals the complaints or charges against them, and by whom made; together with a copy of all correspondence, letters, telegrams and other communications with respect to each such case of dismissal, and of all minutes of evidence of investigations, where any such were held, and of all reports relating to such dismissals now in the possession of any of the departments of the Government; also the names of all parties appointed to fill the vacancies caused by such dismissals, and the names of the persons by whom the same have been respectively recommended for appointment; together with a detailed statement of all accounts and expenses paid by any department in connection with the said dismissals and investigations or removals from office. Presented January 22, 1914.—*Mr. Sinclair*.....*Not printed.*

---



---

 CONTENTS OF VOLUME 28—Continued.

- 44 (3j). Partial Return to an Order of the House of the 3rd March, 1913, for a return showing in detail the number of dismissals from public offices and positions of employment by the present Government since the 11th day of October, 1911, to this date, in the constituency of Queen's, Shelburne, Nova Scotia, in connection with any of the departments of the public service, not including cases in which orders have already been passed; together with the names of the dismissed officials or employees, the reason for their respective dismissals, the complaints or charges against them, and by whom made; together with a copy of all correspondence, letters, telegrams and other communications with respect to each such case of dismissal, and of all minutes of evidence of investigations, where any such were held and of all reports relating to such dismissals now in the possession of any of the departments of the Government, also the names of all parties appointed to fill the vacancies caused by such dismissals, and the names of the persons by whom the same have been respectively recommended for appointment; together with a detailed statement of all amounts and expenses paid by any department in connection with the said dismissals and investigations of removals from office. Presented January 27, 1914.—*Mr. Law*.....Not printed.
- 44 (3k). Partial Return to an Order of the House of the 19th March, 1913, for a list of public officers employed in the city of Quebec, in the Departments of Inland Revenue, Railways and Canals, the Transcontinental Railway, Customs, Immigration, Marine and Fisheries, Public Works and Militia, the names and duties of such persons, the reason for their dismissal, the nature of the complaints brought against them, also a copy of all correspondence relating thereto, and of reports of inquiry in the cases where such inquiries were held. Presented January 26, 1914.—*Mr. Luchance*.....Not printed.
- 44 (3l). Return to an Order of the House of the 29th January, 1913, for a return showing all the public officers removed by the present Government in the District of L'Assomption, together with the names and duties of such persons, the reasons for their dismissal, the nature of the complaints brought against them; also a copy of all correspondence relating thereto and reports of inquiries in cases where such were held, with the names of the successors of the dismissed officers. Presented January 26, 1914.—*Mr. Seguin*.....Not printed.
- 44 (3m). Further Supplementary Return to an Order of the House of the 7th February, 1912, for a return showing for each department of the Government the names, post office addresses, offices, employment, and salaries of all persons employed either in the inside or outside service thereof, and of such persons not in the Civil Service, employed by the Government in any department, on the tenth day of October, 1911, who have been removed from office or employment by dismissal; specifying in each case the manner of and grounds of such dismissals and the length of notice given to the persons removed, and also indicating in each case whether an inquiry was or was not held prior to such dismissal. Presented January 26, 1914.—*Mr. Kyte*.....Not printed.
- 44 (3n). Supplementary Return to an Order of the House of the 3rd March, 1913, for a return showing in detail the number of dismissals from public offices and positions of employment by the present Government since the 11th day of October, 1911, to this date, in the County of Digby, Nova Scotia, in connection with any of the departments of the public service, but not including cases in which orders have already passed; together with the names of the dismissed officials or employees, the reasons for their respective dismissals, the complaints or charges against them, and by whom made; together with a copy of all correspondence, letters, telegrams and other communications with respect to each such case of dismissal, and of all minutes of evidence of investigations, where any such were held, and of all reports relating to such dismissals now in the possession of any of the departments of the Government; also the names of all parties appointed to fill the vacancies caused by such dismissals, and the names of the persons by whom the same have been respectively recommended for appointment; together with a detailed statement of all accounts and expenses paid by any department in connection with the said dismissals and investigations or removals from office. Presented January 28, 1914.—*Mr. Sinclair*.....Not printed.
- 44 (3o). Return to an Order of the House of the 26th May, 1913, for a copy of all correspondence, telegrams, inquiries and reports respecting the dismissal of Philius Hable, light-keeper at St. Louis de Lotbinière, County of Lotbinière, Quebec. Presented February 4, 1914.—*Mr. Fortier*.....Not printed.
- 44 (3p). Return to an Order of the House of the 19th May, 1913, for a copy of all correspondence, complaints, petitions and reports connected with the dismissal of Fishery Overseer Meneault at Seven Islands, and the appointment in his place of Elzear Levesque. Presented February 10, 1914.—*Mr. Bédard*.....Not printed.
- 44 (3q). Return to an Order of the House of the 28th April, 1913, for a return showing all employees dismissed in the County of Maskinonge, since October 15, 1911, to date, the date of dismissal, the employment of each man, the salary he was receiving at the time of his dismissal, the reasons for dismissal, whether there has been investigation or not, and the names and places of residence of the men appointed to replace them. Presented February 10, 1914.—*Mr. Bureau*.....Not printed.

CONTENTS OF VOLUME 28—*Continued.*

- 44 (3r).** Partial Return to an Order of the House of the 3rd March, 1913, for a return showing in detail the number of dismissals from public offices and positions of employment by the present Government since the 11th day of October, 1911, to this date, in the County of King's, Province of Nova Scotia, in connection with any of the departments of the public service, not including cases in which orders have already passed; together with the names of the dismissed officials or employees, the reason for their respective dismissals, the complaints or charges against them, and by whom made; together with a copy of all correspondence, letters, telegrams and other communications with respect to each such case of dismissal, and of all minutes of evidence of investigations, where any such were held, and of all reports relating to such dismissals now in the possession of any of the departments of the Government, also the names of all parties appointed to fill the vacancies caused by such dismissals, and the names of the persons by whom the same have been respectively recommended for appointment; together with a detailed statement of all amounts and expenses paid, or to be paid, by any department in connection with the said dismissals and investigations or removals from office. Presented February 10, 1914.—*Mr. McKenzie*.....*Not printed.*
- 44 (3s).** Return to an Order of the House of the 3rd March, 1913, for a return showing in detail the number of dismissals from public office and positions of employment by the present Government since the 11th day of October, 1911, to this date, in the County of Colchester, Nova Scotia, in connection with any of the departments of the public service; together with the names of the dismissed officials or employees, the reasons for their respective dismissals, the complaints or charges against them, and by whom made; together with a copy of all correspondence, letters, telegrams and other communications with respect to each such case of dismissal, and of minutes of evidence of investigations, where any such were held, and of all reports relating to such dismissals now in the possession of any of the departments of the Government; also the names of all parties appointed to fill the vacancies caused by such dismissals, and the names of the persons by whom the same have been respectively recommended for appointment; together with a detailed statement of all amounts and expenses paid by any department in connection with the said dismissals and investigations or removals from office. Presented February 10, 1914.—*Mr. Macdonald*.....*Not printed.*
- 44 (3t).** Return to an Order of the House of the 3rd March, 1913, for a return showing in detail the number of dismissals from public offices and positions of employment by the present Government since the 11th day of October, 1911, to this date, in the County of Hants, Nova Scotia, in connection with any of the departments of the public service, not including cases in which orders have already passed; together with the name of the dismissed officials or employees, the reason for their respective dismissals, the complaints or charges against them, and by whom made; together with a copy of all correspondence, letters, telegrams and other communications with respect to each such case of dismissal, and of all minutes of evidence of investigations, where any such were held, and of all reports relating to such dismissals now in the possession of any of the departments of the Government; also the names of all parties appointed to fill the vacancies caused by such dismissals, and the names of the persons by whom the same have been respectively recommended for appointment; together with a detailed statement of all amounts and expenses paid by any department in connection with the said dismissals and investigations or removals from office. Presented February 10, 1914.—*Mr. Chisholm (Inverness)*.....*Not printed.*
- 44 (3u).** Return to an Order of the House of the 10th December, 1912, for a copy of all correspondence, documents, recommendations, and reports concerning the dismissal of Miss Eugenie Dorion, an employee in the office of the post office inspector at Quebec; the reasons for her dismissal, the nature of the complaints brought against her, if any, the names of the persons who brought these complaints, also a copy of all correspondence relating thereto, and the report of inquiry, if there was one held. Presented February 20, 1914.—*Mr. Wilson (Laval)*.....*Not printed.*
- 44 (3v).** Return to Order of the House of the 2nd February, 1914, for a copy of all charges, correspondence, letters, telegrams and other documents in the possession of the Post Office Department, relating to the dismissal of James R. Laing, postmaster at Liscombe, N.S., and of the facts taken, and report of investigation in regard to the same, if any, a detailed statement of the expenses of such investigation, together with a copy of all recommendations, letters, telegrams, and other papers relating to the appointment of his successor. Presented February 23, 1914.—*Mr. Sinclair*.....*Not printed.*
- 44 (3w).** Return to an Order of the House of the 5th June, 1913, for a copy of all correspondence, papers, &c., in connection with the dismissal of Mr. A. L. Desève, officer in charge of the fishery hatchery at Magog, Quebec, and the appointment of Mr. L. A. Audet to the said position. Presented February 23, 1914.—*Sir W. Laurier*.....*Not printed.*
- 44 (3x).** Return to an Order of the House of the 9th February, 1914, for a copy of all correspondence, telegrams and other documents relating to the removal of Jas. T. Richardson as sub-Collector of Customs at Humboldt, Saskatchewan, and the appointment of a successor. Presented February 23, 1914.—*Mr. Neely*.....*Not printed.*

---



---

 CONTENTS OF VOLUME 28—Continued.

- 44 (3y). Supplementary Return to an Order of the House of the 10th December, 1912, for a return showing the number of dismissals from public offices by the present Government to this date in the constituency of Regina, together with the names of the dismissed officials, the reasons for their dismissals, the complaints against such officials, and a copy of all correspondence with respect to the same, and of all reports of any investigations held in respect of the same. Presented February 24, 1914.—*Mr. Martin (Regina)* ..... *Not printed.*
- 44 (3z). Return to an Order of the House of the 9th February, 1914, for a copy of all papers, documents, correspondence, &c., in connection with the dismissal of Mr. Hicks, of Bridgetown, N.S., from the customs service in 1913. Presented February 24, 1914.—*Mr. Maclean (Halifax)* ..... *Not printed.*
- 44 (4a). Return to an Order of the House of the 16th February, 1914, for a copy of all letters, petitions, telegrams, complaints, evidence, reports and other papers and documents in the possession of the Customs Department, relating to the dismissal of Ralph Harris, sub-collector of customs at Pelee Island, Ont., and if there was an investigation, the names of all the witnesses, and a copy of the evidence; and also of all the papers connected with the appointment of his successor. Presented February 26, 1914.—*Mr. Clarke (Essex)* ..... *Not printed.*
- 44 (4b). Return to an Order of the House of the 16th February, 1914, for a copy of all letters, petitions, telegrams, complaints, evidence, reports and other papers and documents in the possession of the Customs Department, relating to the dismissal of Aylmer Orton, customs officer at Windsor, Ont., and if there was an investigation, the names of all the witnesses, and a copy of the evidence; and also of all the papers connected with the appointment of his successor. Presented February 26, 1914.—*Mr. Clarke (Essex)* ..... *Not printed.*
- 44 (4c). Return to an Order of the House of the 16th February, 1914, for a copy of all letters, petitions, telegrams, complaints, evidence, reports and other papers and documents in the possession of the Customs Department, relating to the dismissal of Frederick Forster, sub-collector of customs at Kingsville, Ont., and if there was an investigation, the names of all the witnesses, and a copy of the evidence; and also of all the papers connected with the appointment of his successor. Presented February 26, 1914.—*Mr. Clarke (Essex)* ..... *Not printed.*
- 44 (4d). Return to an Order of the House of the 16th February, 1914, for a copy of all letters, petitions, telegrams, complaints, evidence, reports and other papers and documents in the possession of the Interior Department, relating to the dismissal of Andrew Darragh, immigration officer at Windsor, Ont., and if there was an investigation, the names of all the witnesses, and a copy of the evidence; and also of all the papers connected with the appointment of his successor. Presented March 2, 1914.—*Mr. Clarke (Essex)* ..... *Not printed.*
- 44 (4e). Return to an Order of the House of the 16th February, 1914, for a copy of all letters, petitions, telegrams, complaints, evidence, reports and other papers and documents in the possession of the Interior Department, relating to the dismissal of John Halstead, immigration officer at Windsor, Ont., and if there was an investigation, the names of all the witnesses, and a copy of the evidence; and also of all the papers connected with the appointment of his successor. Presented March 2, 1914.—*Mr. Clarke (Essex)* ..... *Not printed.*
- 44 (4f). Return to an Order of the House of the 26th May, 1913, for a copy of all correspondence, telegrams, inquiries, and reports, respecting the dismissal of Napoleon Daigle, lighthouse keeper at Barre à Boulard, Parish of St. Louis de Lotbinière, Quebec. Presented March 2, 1914.—*Mr. Fortier* ..... *Not printed.*
- 44 (4g). Supplementary Return to an Order of the House of the 19th March, 1913, for a return showing in detail the number of dismissals from the public service during the period from June 23, 1896, to September 21, 1911, in the County of Cumberland, Nova Scotia, in connection with any department of the public service; together with the names of the dismissed officials or employees, their ages at the time of entering the public service, the length of their period of service with dates, the amount of their remuneration, the reason for their respective dismissals, the complaints or charges against them, and by whom made; together with a copy of all correspondence, letters, telegrams and other communications with respect to each such case of dismissals, and of all minutes of evidence on investigation, where any such were held, and of all reports relating to such dismissals now in the possession of any of the departments of the government; also the names of all persons appointed to fill vacancies caused by such dismissals, their ages at the date of appointment, the amount of their remuneration, and the names of the persons by whom the same have been respectively recommended for appointment; together with a detailed statement of all amounts and expenses paid by any department in connection with said dismissals and investigations or removal from office. Presented March 2, 1914.—*Mr. Rhoads* ..... *Not printed.*



---



---

**CONTENTS OF VOLUME 28—Continued.**

- 44 (4h).** Return to an Order of the House of the 16th February, 1914, for a copy of all letters, petitions, telegrams, complaints, evidence, reports and other papers and documents in the possession of the Department of the Postmaster General, relating to the dismissal of James H. Smart, postmaster at Kingsville, Ont., and if there was an investigation, the names of all the witnesses and a copy of the evidence; and also of all the papers connected with the appointment of his successor. Presented March 2, 1914.—*Mr. Clarke (Essex)* .....*Not printed.*
- 44 (4i).** Return to an Order of the House of the 11th February, 1914, for a copy of all papers, letters and documents of every kind relating to the dismissal of John A. Roy from the position of postmaster at Maitland, County of Hants. Presented March 2, 1914.—*Mr. Macdonald* .....*Not printed.*
- 44 (4j).** Return to an Order of the House of the 11th February, 1914, for a copy of all papers, letters and documents of every kind relating to the dismissal of Thomas Nelson, from the position of postmaster at Scotch Village, County of Hants. Presented March 2, 1914.—*Mr. Macdonald* .....*Not printed.*
- 44 (4k).** Return to an Order of the House of the 11th February, 1914, for a copy of all papers, letters and documents of every kind relating to the dismissal of Albert McHeffey from the position of postmaster at Shubenacadie, County of Hants. Presented March 2, 1914.—*Mr. Macdonald* .....*Not printed.*
- 44 (4l).** Return to an Order of the House of the 11th February, 1914, for a copy of all papers, letters and documents of every kind relating to the dismissal of C. Stewart McPhee from the position of postmaster at Enfield, County of Hants. Presented March 2, 1914.—*Mr. Macdonald* .....*Not printed.*
- 44 (4m).** Return to an Order of the House of the 2nd February, 1914, for a return showing in detail the number of dismissals from public offices and positions of employment by the present Government since the first day of February, 1913, to date, in the County of Westmorland, New Brunswick, in connection with any of the departments of the public service, except the Post Office Department; together with the names of the dismissed officials or employees, the reasons for their respective dismissal, the complaints or charges against them, and by whom made; together with a copy of all correspondence, letters, telegrams and other communications with respect to each such case of dismissal, and of all minutes of evidence of investigations, where any such were held, and of all reports relating to such dismissals now in the possession of any of the departments of the government, or of the Government Railway Managing Board, or of the officials of the Intercolonial and the Prince Edward Island Railways; also the names of all parties appointed to fill the vacancies caused by such dismissals, and the names of the persons by whom the same have been respectively recommended for appointment; together with a detailed statement of all amounts and expenses paid by any department in connection with the said dismissals and investigations or removals from office. Presented March 3, 1914.—*Mr. Emmerson* .....*Not printed.*
- 44 (4n).** Return to an Order of the House of the 15th January, 1913, for a copy of all letters, documents, telegrams, reports, correspondence and recommendations in any way relating to the dismissal of D. Dishaw, employee of the Marine shipyard at Prescott, Ontario. Presented March 3, 1914.—*Mr. Turriff* .....*Not printed.*
- 44 (4o).** Return to an Order of the House of the 11th February, 1914, for a copy of all papers, letters and documents of every kind relative to the dismissal of A. Michael Russell from the position of caretaker of the drill hall at Windsor, County of Hants. Presented March 3, 1914.—*Mr. Maclean (Halifax)* .....*Not printed.*
- 44 (4p).** Return to an Order of the House of the 2nd February, 1914, for a copy of all charges, correspondence, letters, telegrams and other documents relating to the dismissal of Mr. A. Goyette, postmaster at St. Valerien de Milton, Shefford County, Quebec, and of the evidence taken, and of the reports of investigation held by Dr. W. L. Shurtleff in regard to the same. Presented March 5, 1914.—*Mr. Boivin* .....*Not printed.*
- 44 (4q).** Return to an Order of the House of the 21st April, 1913, for a copy of the evidence and report in the investigation held by Mr. W. A. E. Flynn, in the case of P. D. Bourdages, keeper of the lighthouse at Bonaventure Point, Quebec, of the charges made against the said Bourdages by Ovide Bourdages, Raymond Bourdages, Pierre Henry, J. A. Mousseau and D. Champoux. Presented March 5, 1914.—*Mr. Marcil (Bonaventure)* .....*Not printed.*
- 44 (4r).** Return to an Order of the House of the 21st April, 1913, for a copy of the charges made by Messrs. W. S. Montgomery, J. I. Boudreau, N. Bourg, J. A. Mousseau, N. Boudreau, against Louis Bujold, keeper of the lighthouse at Carleton Point, Quebec. Presented March 5, 1914.—*Mr. Marcil (Bonaventure)* .....*Not printed.*
- 44 (4s).** Return to an Order of the House of the 11th February, 1914, for a return showing reasons for the dismissal of Mr. Shinbine, caretaker of the Immigration Hall at Edmonton, the date of his appointment and of dismissal, and salary at time of dismissal; also the name of caretaker appointed in his place, with date of appointment, salary and qualifications. Presented March 6, 1914.—*Mr. Oliver* .....*Not printed.*

---



---

**CONTENTS OF VOLUME 28—Continued.**

- 44 (4t). Return to an Order of the House of the 11th February, 1914, for a return showing the reasons for the dismissal of Mr. Webster, immigration agent at Edmonton; the date of his appointment and of dismissal, and salary at time of dismissal; also the name of the agent appointed in his place, with date of appointment, salary and qualifications? Presented March 6, 1914.—*Mr. Oliver*.....*Not printed.*
- 44 (4u). Return to an Order of the House of the 11th February, 1914, for a return showing reasons for the dismissal of Jacob Mohr, interpreter for the immigration agency at Edmonton; the date of his appointment and of dismissal, and salary at time of dismissal; also the name of the interpreter appointed in his place with date of appointment, salary and qualifications. Presented March 6, 1914.—*Mr. Oliver*.....*Not printed.*
- 44 (4v). Return to an Order of the House of the 11th February, 1914, for a return showing reasons for the dismissal of Mr. P. Tomkins, Dominion Lands Agent at Grouard, the date of his appointment and of dismissal, and salary at time of dismissal; also the name of agent appointed in his place, with date of appointment and salary. Presented March 6, 1914.—*Mr. Oliver*.....*Not printed.*
- 44 (4w). Return to an Order of the House of the 2nd February, 1914, for a copy of all documents bearing upon dismissals and appointments of officials of the Inland Revenue Department in Bonaventure County since January 1, 1913, to date; together with a statement showing the salaries, emoluments and amounts paid to the new appointees since appointment, compared with amounts paid officials for corresponding periods in 1911 and 1912. Presented March 6, 1914.—*Mr. Marcil (Bonaventure)*....*Not printed.*
- 44 (4x). Return to an Order of the House of the 2nd February, 1914, for a copy of all charges, correspondence, letters, telegrams and other documents relating to the dismissal of Mr. Arthur Dupuis, postmaster at Pontbriand, County of Megantic, Quebec, and of the evidence taken and of the reports of investigation held by Dr. W. L. Shurtleff in regard to the same. Presented March 6, 1914.—*Mr. Pacaud*.....*Not printed.*
- 44 (4y). Return to an Order of the House of the 2nd February, 1914, for a copy of all correspondence, letters, telegrams, petitions and other documents relating to the dismissal of Jos. Serguis Archambault, as postmaster of the town of Terrebonne, and to the appointment of George Beausoleil, as his successor. Presented March 6, 1914. *Mr. Seguin* .....*Not printed.*
- 44 (4z). Return to an Order of the House of the 2nd February, 1914, for a copy of all correspondence, letters, telegrams, reports and all other papers relating to the dismissal of Martin Lanigan, postmaster at Sexton, County of Kent, New Brunswick, and of the minutes of evidence of any investigation or inquiry held relating to the said dismissal, and of all and any charges and recommendations connected therewith; also a copy of all letters written to the Postmaster General or to any official of the Post Office Department, by F. J. Robidoux, M.P., or by any other person relating to the said dismissal. Presented March 6, 1914.—*Mr. Emmerson*.....*Not printed.*
- 44 (5a). Return to an Order of the House of the 2nd February, 1914, for a copy of all documents, letters, correspondence and petitions asking for the dismissal of Mr. Felix Raymond, postmaster at Ste. Scholastique Village, County of Two Mountains, together with everything in connection with such dismissal. Presented March 6, 1914.—*Mr. Ethier*.  
*Not printed.*
- 44 (5b). Return to an Order of the House of the 16th February, 1914, for a copy of all papers in connection with the sub-lands agency in Gravelburg, Saskatchewan. Presented March 10, 1914.—*Mr. Knowles*.....*Not printed.*
- 44 (5c). Further Supplementary Return to an Order of the House of the 3rd March, 1913, for a return showing in detail the number of dismissals from public offices and positions of employment by the present Government since the 11th of October, 1911, to this date, in the County of King's, Province of Nova Scotia, in connection with any of the departments of the public service, not including cases in which orders have already passed; together with the names of the dismissed officials or employees, the reason for their respective dismissals, the complaints or charges against them, and by whom made; together with a copy of all correspondence, letters, telegrams and other communications with respect to each such case of dismissal, and of all minutes of evidence of investigations, where any such were held, and of all reports relating to such dismissals now in the possession of any of the departments of the Government, also the names of all parties appointed to fill the vacancies caused by such dismissals, and the names of the persons by whom the same have been respectively recommended for appointment; together with a detailed statement of all amounts and expenses paid, or to be paid, by any department in connection with the said dismissals and investigations or removals from office. Presented March 10, 1914.—*Mr. McKenzie*.....*Not printed.*
- 44 (5d). Return to an Order of the House of the 11th February, 1914, for a copy of all papers, telegrams, correspondence and petitions in any way referring to the dismissal of the postmaster at Ainslie Glen, Inverness County, and the appointment of Neil McKinnon to said office. Presented March 12, 1914.—*Mr. Chisholm (Inverness)*.  
*Not printed.*

## CONTENTS OF VOLUME 28—Continued.

- 44 (5e). Return to an Order of the House of the 9th February, 1914, for a copy of all papers, documents, correspondence, letters, &c., since October 1, 1911, relating to the appointment of a postmaster at Upper Ohio, Shelburne County, N.S. Presented March 12, 1914.—*Mr. Maclean (Halifax)*.....*Not printed.*
- 44 (5f). Return to an Order of the House of the 9th February, 1914, for a copy of all papers, documents, correspondence, letters and telegrams, relating to the dismissal of Jos. H. Lefebvre, postmaster at Howick Station, County of Chateauguay, and the appointment of his successor. Presented March 12, 1914.—*Mr. Robb*.....*Not printed.*
- 44 (5g). Return to an Order of the House of the 11th February, 1914, for a copy of all correspondence, letters, telegrams, petitions and other documents in any way connected with the dismissal of the postmaster at Alexander, Inverness County, and the appointment of a successor. Presented March 12, 1914.—*Mr. Chisholm (Inverness)*.  
*Not printed.*
- 44 (5h). Return to an Order of the House of the 2nd February, 1914, for a copy of all correspondence, letters, telegrams and documents of all kinds in possession of the Government or any department thereof, in any way relating to the employment of and dismissal from the Geological Survey of Canada of N. H. McLeod, North East Margaree, Inverness County, N.S. Presented March 12, 1914.—*Mr. Chisholm (Inverness)*.  
*Not printed.*
- 44 (5i). Return to an Order of the House of the 15th January, 1913, for a copy of all letters, documents, telegrams, reports, correspondence and recommendations in any way relating to the dismissal of M. Barry, from the service of the Marine Department at Prescott, Ontario. Presented March 17, 1914.—*Mr. Lemieux*.....*Not printed.*
- 44 (5j). Return to an Order of the House of the 15th January, 1913, for a copy of all letters, documents, telegrams, reports, correspondence and recommendations in any way relating to the dismissal of W. Granton, from the service of the Marine Department at Prescott, Ontario. Presented March 17, 1914.—*Mr. Thomson (Qu'Appelle)*.  
*Not printed.*
- 44 (5k). Return to an Order of the House of the 9th February, 1914, for a copy of all letters, and telegrams in connection with the dismissal of the postmaster at Fletwode, Saskatchewan, and the changing of the location of the said post office. Presented March 17, 1914.—*Mr. Turriff*.....*Not printed.*
- 44 (5l). Return to an Order of the House of the 2nd February, 1914, for a return showing in detail the number of dismissals or removals from office from 1st February, 1913, of postmasters in the County of Westmorland, New Brunswick; together with the names of the dismissed postmasters, or postmistresses, the reason of their dismissal, and a copy of the charges or complaints against such officials respectively, and of all correspondence with respect to the same; and of all correspondence, recommendations, petitions, protests and other documents, and of all notes of evidence and of the reports of investigations, where such were held, relating thereto, or to the appointment of successors to fill such offices respectively; and also the names of all persons appointed to fill the vacancies caused by such dismissals, and of the persons by whom the same respectively were recommended for appointment. Presented March 17, 1914.—*Mr. Emmerson*.  
*Not printed.*
- 44 (5m). Return to an Order of the House of the 16th February, 1914, for a return showing the name of the postmaster of the Parish of St. Henri de Lauzon, County of Lévis, who, it is said, was dismissed from office since September, 1911, the reasons for such dismissal, the nature of the complaints made against him, the names of the parties who made those complaints, together with a copy of all correspondence and telegrams relating thereto, the name of the inquiring commissioner, and report of investigation, if any, and of all evidence taken at the investigation, the names of those who recommended the successor, names of the parties by whom the Government was represented at such investigation, with a detailed statement of all the accounts paid or to be paid by any department in connection with the aforesaid dismissal and investigation, the names of the parties who received any money or filed their accounts in connection with said investigation, and the amount awarded to or claimed by each of them. Presented March 17, 1914.—*Mr. Bourassa*.....*Not printed.*
- 44 (5n). Return to an Order of the House of the 23rd February, 1914, for a copy of all letters, petitions, telegrams, evidence, reports, papers and documents, in the possession of the Post Office Department, or any other department, relating to the dismissal of Geo. Skates, postmaster at Appin, Ontario; and if there was an investigation, the name of the investigator and witnesses, a copy of the evidence and of letters, papers, petitions, recommendations and other documents connected with the appointment of Mr. Skates' successor. Presented March 17, 1914.—*Mr. Ross*.....*Not printed.*
- 44 (5o). Return to an Order of the House of the 9th March, 1914, for a copy of all charges, correspondence, letters, telegrams and other documents relating to the dismissal of Geo. J. Ryan and Charles Hamlin from the Canadian customs service at Newport, Vermont, and of the appointment of Charles A. Boright and Frank S. Baker to the said positions. Presented March 20, 1914.—*Mr. Bovin*.....*Not printed.*

---



---

 CONTENTS OF VOLUME 28—Continued.

- 44 (5p). Return to an Order of the House of the 15th January, 1913, for a copy of all letters, documents, telegrams, reports, correspondence, and recommendations, in any way relating to the dismissal of J. Shaver, employee of the Marine shipyard at Prescott, Ontario. Presented March 20, 1914.—*Mr. Laic*.....*Not printed.*
- 44 (5q). Return to an Order of the House of the 15th January, 1913, for a copy of all letters, documents, telegrams, reports, correspondence, and recommendations in any way relating to the dismissal of R. Lunay, employee of the Marine shipyard at Prescott, Ontario. Presented March 20, 1914.—*Mr. Carroll*.....*Not printed.*
- 44 (5r). Return to an Order of the House of the 15th January, 1913, for a copy of all letters, documents, telegrams, reports, correspondence, and recommendations in any way relating to the dismissal of J. Slattery, employee of the Marine shipyard at Prescott, Ontario. Presented March 20, 1914.—*Mr. Beland*.....*Not printed.*
- 44 (5s). Return to an Order of the House of the 15th January, 1913, for a copy of all letters, documents, telegrams, reports, correspondence, and recommendations in any way relating to the dismissal of J. Walsh, employee of the Marine shipyard at Prescott, Ontario. Presented March 20, 1914.—*Mr. Chisholm (Inverness)*.....*Not printed.*
- 44 (5t). Return to an Order of the House of the 15th January, 1913, for a copy of all letters, documents, telegrams, reports, correspondence, and recommendations in any way relating to the dismissal of W. Gerts, employee of the Marine shipyard at Prescott, Ontario. Presented March 20, 1914.—*Mr. Wilson (Laval)*.....*Not printed.*
- 44 (5u). Return to an Order of the House of the 15th January, 1913, for a copy of all letters, documents, telegrams, reports, correspondence, and recommendations in any way relating to the dismissal of D. Boivard, employee of the Marine shipyard at Prescott, Ontario. Presented March 20, 1914.—*Mr. Kyte*.....*Not printed.*
- 44 (5v). Return to an Order of the House of the 15th January, 1913, for a copy of all letters, documents, telegrams, reports, correspondence, and recommendations in any way relating to the dismissal of G. Scott, employee of the Marine shipyard at Prescott, Ontario. Presented March 20, 1914.—*Mr. Nesbitt*.....*Not printed.*
- 44 (5w). Return to an Order of the House of the 15th January, 1913, for a copy of all letters, documents, telegrams, reports, correspondence, and recommendations in any way relating to the dismissal of J. Offspring, employee of the Marine shipyard at Prescott Ontario. Presented March 20, 1914.—*Mr. Warneck*.....*Not printed.*
- 44 (5x). Return to an Order of the House of the 15th January, 1913, for a copy of all letters, documents, telegrams, reports, correspondence, and recommendations in any way relating to the dismissal of J. Hayes, employee of the Marine shipyard at Prescott, Ontario. Presented March 20, 1914.—*Mr. Turriff*.....*Not printed.*
- 44 (5y). Return to an Order of the House of the 15th January, 1913, for a copy of all letters, documents, telegrams, reports, correspondence, and recommendations in any way relating to the dismissal of P. Belanger, from the service of the Marine Department at Prescott, Ontario. Presented March 20, 1914.—*Mr. Proulx*.....*Not printed.*
- 44 (5z). Return to an Order of the House of the 15th January, 1913, for a copy of all letters, documents, telegrams, reports, correspondence, and recommendations in any way relating to the dismissal of L. Place, employee of the Marine shipyard at Prescott, Ontario. Presented March 20, 1914.—*Mr. Pavaud*.....*Not printed.*
- 44 (6a). Return to an Order of the House of the 15th January, 1913, for a copy of all letters, documents, telegrams, reports, correspondence, and recommendations in any way relating to the dismissal of C. Kavanagh, employee of the Marine shipyard at Prescott, Ontario. Presented March 20, 1914.—*Mr. Carrell*.....*Not printed.*
- 44 (6b). Return to an Order of the House of the 15th January, 1913, for a copy of all letters, documents, telegrams, reports, correspondence, and recommendations in any way relating to the dismissal of J. Roche, employee of the Marine shipyard at Prescott, Ontario. Presented March 20, 1914.—*Mr. Sinclair*.....*Not printed.*
- 44 (6c). Return to an Order of the House of the 15th January, 1913, for a copy of all letters, documents, telegrams, reports, correspondence, and recommendations in any way relating to the dismissal of J. McInnis, employee of the Marine shipyard at Prescott, Ontario. Presented March 20, 1914.—*Mr. McCoig*.....*Not printed.*
- 44 (6d). Return to an Order of the House of the 15th January, 1913, for a copy of all letters, documents, telegrams, reports, correspondence, and recommendations in any way relating to the dismissal of E. Scott, employee of the Marine shipyard at Prescott, Ontario. Presented March 23, 1914.—*Mr. Demers*.....*Not printed.*
- 44 (6e). Return to an Order of the House of the 15th January, 1913, for a copy of all letters, documents, telegrams, reports, correspondence, and recommendations in any way relating to the dismissal of C. Wright, employee of the Marine shipyard at Prescott, Ontario. Presented March 20, 1914.—*Mr. Clark (Red Deer)*.....*Not printed.*
- 44 (6f). Return to an Order of the House of the 15th January, 1913, for a copy of all letters, documents, telegrams, reports, correspondence, and recommendations in any way relating to the dismissal of L. Lalonde, employee of the Marine shipyard at Prescott, Ontario. Presented March 20, 1914.—*Mr. Bureau*.....*Not printed.*

---



---

**CONTENTS OF VOLUME 28—Continued.**

- 44 (6g).** Return to an Order of the House of the 15th January, 1913, for a copy of all letters, documents, telegrams, reports, correspondence, and recommendations in any way relating to the dismissal of H. Birks, employee of the Marine shipyard at Prescott, Ontario. Presented March 20, 1914.—*Mr. Charlton*.....*Not printed.*
- 44 (6h).** Return to an Order of the House of the 15th January, 1913, for a copy of all letters, documents, telegrams, reports, correspondence, and recommendations in any way relating to the dismissal of W. Jarvis, employee of the Marine shipyard at Prescott, Ontario. Presented March 20, 1914.—*Mr. Gauvreau*.....*Not printed.*
- 44 (6i).** Return to an Order of the House of the 15th January, 1913, for a copy of all letters, documents, telegrams, reports, correspondence, and recommendations in any way relating to the dismissal of J. McDermott, employee of the Marine shipyard at Prescott, Ontario. Presented March 23, 1914.—*Mr. Devlin*.....*Not printed.*
- 44 (6j).** Return to an Order of the House of the 27th January, 1913, for a copy of all letters, documents, telegrams, reports, correspondence, and recommendations in any way relating to the dismissal of George L. Brown, officer in charge of the Dominion lighthouse, Prescott Depot, Ontario, and the appointment of his successor. Presented March 23, 1914.—*Mr. Proulx*.....*Not printed.*
- 44 (6k).** Return to an Order of the House of the 15th January, 1913, for a copy of all letters, documents, telegrams, reports, correspondence, and recommendations in any way relating to the dismissal of J. Lane, employee of the Marine shipyard at Prescott, Ontario. Presented March 23, 1914.—*Mr. MacNutt*.....*Not printed.*
- 44 (6l).** Return to an Order of the House of the 15th January, 1913, for a copy of all letters, documents, telegrams, reports, correspondence, and recommendations in any way relating to the dismissal of D. Perrin, employee of the Marine shipyard at Prescott, Ontario. Presented March 23, 1914.—*Mr. Lemieux*.....*Not printed.*
- 44 (6m).** Return to an Order of the House of the 15th January, 1913, for a copy of all letters, documents, telegrams, reports, correspondence, and recommendations in any way relating to the dismissal of J. A. Mundle, employee of the Marine shipyard at Prescott, Ontario. Presented March 23, 1914.—*Mr. Maclean (Halifax)*.....*Not printed.*
- 44 (6n).** Return to an Order of the House of the 16th February, 1914, for a return showing the name of the postmaster of the Parish of St. Lambert, County of Lévis, who, it is stated, was dismissed from office since September, 1911, the reasons for such dismissal, the nature of the complaints made against him, the names of the parties who made those complaints, together with a copy of all correspondence and telegrams relating thereto, the name of the Inquiring commissioner, and report of investigation, if any, and of all evidence taken at the investigation, the names of those who recommended the successor, names of the parties by whom the Government was represented at such investigation, with a detailed statement of all the accounts paid or to be paid by any department in connection with the aforesaid dismissal and investigation, the names of the parties who received any money or filed their accounts in connection with said investigation, and the amount awarded to or claimed by each of them. Presented March 23, 1914.—*Mr. Bowassa*.....*Not printed.*
- 44 (6o).** Return to an Order of the House of the 2nd February, 1914, for a return showing the changes in postmasterships in Bonaventure County from January 1, 1913, to date, with a list of dismissals, and reasons therefor, and of new appointments, also a copy of all reports, correspondence, petitions and documents generally bearing on this subject; together with a list of post office contracts cancelled in said constituency, with reasons therefor, if any, and of new contracts awarded, with the old rate and the new, and whether tenders were called for, in each case, and whether contracts were awarded to lowest tenderer or not. Presented March 23, 1914.—*Mr. Marcell (Bonaventure)*.....*Not printed.*
- 44 (6p).** Return to an Order of the House of the 2nd February, 1914, for a return of all reports, memorials, correspondence and documents generally, bearing on the dismissal of customs officials in Bonaventure county from January 1, 1913, to date, together with a statement of salaries paid to old and new officials, and a copy of recommendations on which new officials were appointed, if any. Presented March 25, 1914.—*Mr. Marcell (Bonaventure)*.....*Not printed.*
- 44 (6q).** Return to an Order of the House of the 2nd February, 1914, for a return showing in detail the number of dismissals from office since October 1, 1911, not already brought down, of postmasters in the County of Albert, New Brunswick, together with the names of the dismissed postmasters, the reason of their dismissal, and a copy of the charges or complaints against such officials respectively, also a copy of all correspondence, recommendations, petitions, protests and other documents, and of all notes of evidence and of the reports of investigations, where such were held with respect to the same or relating thereto, or to the appointment of successors to fill such offices respectively. And also the names of all persons appointed to fill the vacancies caused by such dismissals, and the names of the persons by whom the same were respectively recommended for appointment. Presented March 25, 1914.—*Mr. Emerson*.....*Not printed.*

## CONTENTS OF VOLUME 28—Continued.

- 44 (6r). Supplementary Return to an Order of the House of the 3rd March, 1913, for a return showing in detail the number of dismissals from public offices and positions of employment by the present Government since the 11th day of October, 1911, to this date, in the constituency of Queen's, Shelburne, Nova Scotia, in connection with any of the departments of the public service, not including cases in which orders have already been passed; together with the names of the dismissed officials or employees, the reason for their respective dismissals, the complaints or charges against them, and by whom made; together with a copy of all correspondence, letters, telegrams and other communications with respect to each such case of dismissal, and of all minutes of evidence of investigations, where any such were held and of all reports relating to such dismissals now in the possession of any of the departments of the Government, also the names of all parties appointed to fill the vacancies caused by such dismissals, and the names of the persons by whom the same may have been respectively recommended for appointment; together with a detailed statement of all amounts and expenses paid by any department in connection with the said dismissals and investigations or removals from office. Presented March 26, 1914.—*Mr. Law*.....Not printed.
- 44 (6s). Supplementary Return to an Order of the House of the 16th December, 1912, for a return showing all the public officers dismissed by the present Government in the electoral district of Kamouraska, with the names and duties of such persons respectively, the reason for their dismissal, the nature of the complaints brought against them, also of all correspondence relating thereto and reports of inquiries in cases where such have been held. Presented March 26, 1914.—*Mr. Lapointe (Kamouraska)*.....Not printed.
- 44 (6t). Return to an Order of the House of the 16th February, 1914, for a return showing the name of the postmaster of the Parish of Notre Dame de Charny, County of Lévis, who, it is stated, was dismissed from office since September, 1911, the reasons for such dismissal, the nature of the complaints made against him, the names of the parties who made those complaints, together with a copy of all correspondence and telegrams relating thereto, the name of the inquiring commissioner, and report of investigation, if any, and of all evidence taken at the investigation, the names of those who recommended the successor, names of the parties by whom the Government was represented at such investigation, with a detailed statement of all the accounts paid or to be paid by any department in connection with the aforesaid dismissal and investigation, the names of the parties who received any money or filed their accounts in connection with said investigation, and the amount awarded to or claimed by each of them. Presented March 31, 1914.—*Mr. Bourassa*.....Not printed.
- 44 (6u). Return to an Order of the House of the 16th March, 1914, for a copy of all telegrams, letters and correspondence in connection with the dismissal of Charles S. Melanson, postmaster of Coberrie, Digby County, N.S. Presented April 1, 1914.—*Mr. Law*.....Not printed.
- 44 (6v). Return to an Order of the House of the 11th February, 1914, for a return showing reasons for the dismissal of Gordon McDonald, homestead inspector in the Grouard Land Agency, the date of his appointment and of dismissal, and salary at time of dismissal; also the names of inspector appointed in his place, with date of appointment and salary. Presented April 2, 1914.—*Mr. Oliver*.....Not printed.
- 44 (6w). Return to an Address to His Royal Highness the Governor General of the 17th February, 1913, for a copy of all letters, papers and documents relating to the appointment of W. F. Slack as clerk of works in the Department of Public Works at Ottawa; a copy of the charges against the said W. F. Slack, which were investigated by Honourable F. D. Monk, and of all the letters suspending and re-instating the said W. F. Slack; of the employees memorial, dated May 11, 1912, and addressed to Honourable F. D. Monk; praying for the retention in office of the said W. F. Slack; a copy of the charges investigated by Commissioner R. V. Sinclair, of the evidence taken and the reports made by the said commissioner; and also of all correspondence, requests, recommendations and orders in council relating to the dismissal of the said W. F. Slack. Presented April 2, 1914.—*Mr. Murphy*.....Not printed.
- 44 (6x). Return to an Order of the House of the 28th April, 1913, for a copy of all correspondence, memoranda, reports, telegrams, and of all documents whatsoever, in connection with and having relation to the dismissal of William Brunelle, lighthouse keeper at Pointe à Citrouille, County of Champlain, Province of Quebec. Presented April 2, 1914.—*Mr. Bureau*.....Not printed.
- 44 (6y). Return to an Order of the House of the 23rd March, 1914, for a copy of all documents, correspondence, petitions, recommendations, &c. in connection with the dismissal of Arthur Levesque, light keeper at Grosse Isle, Kamouraska, and with the appointment of his successor? Presented April 7, 1914.—*Mr. Lapointe (Kamouraska)*.....Not printed.
- 44 (6z). Return to an Order of the House of the 28th April, 1913, for a copy of all correspondence, memoranda, reports, telegrams and all other documents whatsoever having reference to the dismissal of L. Philippe Carignan, lighthouse keeper at Champlain, County of Champlain. Presented April 2, 1914.—*Mr. Bureau*.....Not printed.

---



---

 CONTENTS OF VOLUME 28—*Continued.*

- 44 (7a). Return to an Order of the House of the 23rd March, 1914, for a copy of all documents, petitions, correspondence, recommendations, investigations, &c., in connection with the dismissal of Dominique Levesque, lightkeeper at Rivière Ouelle wharf, County of Kamouraska, and with the appointment of his successor. Presented April 7, 1914.—*Mr. Lapointe (Kamouraska)*.....*Not printed.*
- 44 (7b). Return to an Order of the House of the 2nd February, 1914, for a return showing in detail the number of dismissals from public offices by the present Government in the electoral district of Shefford from the 1st of October, 1911, not already brought down to the present date; together with the names of the dismissed officers, the reasons for their dismissal, the complaints against such officials, names of the complainants in each case, and the names of their successors in office. Presented April 16, 1914.—*Mr. Boivin*.....*Not printed.*
- 44 (7c). Supplementary Return to an Order of the House of the 10th December, 1912, for a return showing all public officers removed by the present Government in the District of Portneuf, together with the names and duties of each person, the reasons for their dismissal, the nature of the complaints brought against them, also a copy of all correspondence relating thereto and reports of inquiries in cases where such were held. Presented April 16, 1914.—*Mr. Delisle*.....*Not printed.*
- 44 (7d). Return to an Order of the House of the 4th February, 1914, for a copy of all correspondence relative to the dismissal of Alex. W. Finlayson, keeper of light on St. Esprit Island, Richmond County, N.S., and to his resignation and the appointment of a successor. Presented April 17, 1914.—*Mr. Kyle*.....*Not printed.*
- 44 (7e). Return to an Order of the House of the 4th March, 1914, for a copy of all papers, evidence, &c., in connection with the investigation held by the Department of Marine and Fisheries against the light keeper of Cape Cove, County of Gaspé, in 1911. Presented April 17, 1914.—*Mr. Lemieux*.....*Not printed.*
- 44 (7f). Return to an Order of the House of the 16th February, 1914, for a copy of all telegrams, correspondence and documents of all kinds in any way relating to the dismissal or suspension from duty of Dan Cormier, an officer in the life-saving station at Eastern Harbour, Inverness County, Nova Scotia. Presented April 21, 1914.—*Mr. Chisholm (Inverness)*.....*Not printed.*
- 44 (7g). Return to Order of the House of the 16th February, 1914, for a copy of all documents bearing on the appointment and dismissal of Ben. V. Willett, as light keeper at Point Duthie, Quebec, and of the appointment of James Doddridge as his successor, as well as of those bearing on the contemplated removal of that light to Maria wharf. Presented April 21, 1914.—*Mr. Marcil (Bonaventure)*.....*Not printed.*
- 44 (7h). Return to an Order of the House of the 12th February, 1914, for a return showing the names of the postmasters who have been dismissed in the County of Lévis since the month of September, 1911; the number of the dismissed postmasters, since the month of September, 1911, who have been appointed in the place of postmasters dismissed under the late administration; and the names of the postmasters who were dismissed under the late administration. Presented April 22, 1914.—*Mr. Bourassa*.....*Not printed.*
- 44 (7i). Return to an Order of the House of the 2nd March, 1914, for a copy of all correspondence, papers, documents, evidence, reports, telegrams, &c., relating to the dismissal of John A. L. McLellan, late Light keeper at Fish Island, Prince Edward Island. Presented April 28, 1914.—*Mr. Hughes (Kings, P.E.I.)*.....*Not printed.*
- 44 (7j). Return to an Order of the House of the 6th April, 1914, for a copy of all documents bearing on the dismissal of Thomas Le Blanc, as postmaster of Allard, Bonaventure County, and the appointment of his successor. Presented April 30, 1914.—*Mr. Marcil (Bonaventure)*.....*Not printed.*
- 44 (7k). Return to an Order of the House of the 21st April, 1913, for a copy of all letters, telegrams, petitions, complaints, evidence, reports and other documents relating to the dismissal of William E. Ehler, Lightkeeper, Queensport, N.S., also a detailed statement of the expenses connected with the investigation, distinguishing the allowance paid the commissioner from travelling expenses and witness fees; and of all papers connected with the appointment of Mr. Ehler's successor. Presented May 5, 1914.—*Mr. Sinclair*.....*Not printed.*
- 44 (7l). Return to an Order of the House of the 2nd March, 1914, for a copy of all letters, petitions, telegrams, evidence, reports, papers and documents in the possession of the Post Office Department, or any other Department, relating to the dismissal of Samuel Dickson, postmaster at Seaforth, Ontario, and if there was an investigation, the names of the investigator and witnesses, with a copy of the evidence and of all letters, papers, petitions, recommendations, or other documents connected with the appointment of Mr. Dickson's successor. Presented May 8, 1914.—*Mr. Ross*.....*Not printed.*

CONTENTS OF VOLUME 28—*Continued.*

- 44 (7m). Return to an Order of the House of the 6th April, 1914, for a copy of all petitions, letters, complaints and other documents relating to the dismissal of Charles McPherson, postmaster at North Riverside, County of Guysborough, N.S., and of all recommendations and correspondence relating to the appointment of his successor; also a copy of all evidence and of the report of the investigation, if any, and a statement of the expenses of said investigation. Presented May 8, 1914.—*Mr. Sinclair*.....*Not printed.*
- 44 (7n). Return to an Order of the House of the 9th March, 1914, for a copy of all letters, telegrams, petitions, notes of evidence, charges, if any, and other papers and documents relating to the dismissal of Christian L. Ehler, postmaster at Queensport, N.S., and of all correspondence, petitions and other papers and documents relating to the appointment of his successor, with a detailed statement of the expenses of the said investigation, if any. Presented May 11, 1914.—*Mr. Sinclair*.....*Not printed.*
- 44 (7o). Return to an Order of the House of the 12th March, 1914, for a return showing:—  
 1. Whether Christian L. Ehler, postmaster at Queensport, N.S., has been dismissed; and if so, when?  
 2. Whether the charges against this postmaster were in writing, and by whom the said charges were signed?  
 3. What the charges were?  
 4. Who conducted the investigation, if any?  
 5. Whether the investigation took place after the dismissal or before?  
 6. Whether the commissioner recommended the dismissal of this postmaster?  
 7. The names of the witnesses examined?  
 8. The expense of the investigation in detail?  
 9. If the Postmaster General is of the opinion that the evidence taken at the investigation justified this dismissal? Presented May 11, 1914.—*Mr. Sinclair*.....  
*Not printed.*
- 44 (7p). Return to an Order of the House of the 19th February, 1913, for a copy of all letters, petitions, telegrams, complaints, findings, reports and other papers in the possession of the Post Office Department, or any Department of the Government, relating to the dismissal or discharge of James White, postmaster at Sidney, British Columbia, and if there was an investigation, the names of the witnesses examined and a detailed statement of the expenses of such investigation; also of all letters, telegrams, recommendations and other papers connected with the appointment of his successor. Presented May 11, 1914.—*Mr. Sinclair*.....*Not printed.*
- 44 (7q). Return to an Order of the House of the 9th March, 1914, for a copy of the petition, recommendations and other correspondence relating to the change in the location of the post office at Mount St. Patrick in South Renfrew, and the dismissal of the postmaster. Presented May 11, 1914.—*Mr. Graham*.....*Not printed.*
- 44 (7r). Return to an Order of the House of the 16th February, 1914, for a copy of all documents bearing on the dismissal of the officer in charge of the Port Daniel West, Quebec, lobster hatchery, Edward Dea, and on the appointment of his successor. Presented May 15, 1914.—*Mr. Marcell (Bonaventure)*.....*Not printed.*
- 44 (7s). Return to an Order of the House of the 20th April, 1914, for a copy of all correspondence in connection with the dismissal of A. C. Cameron of Fairlight, Saskatchewan, from his position as mail contractor. Presented May 16, 1914.—*Mr. Turriff*.....  
*Not printed.*
- 44 (7t). Return to an Order of the House of the 16th March, 1914, for a copy of all charges, correspondence, letters, petitions, telegrams and other documents relating to the dismissal of Mr. Geo. F. Payne, postmaster at Granby, Shefford County, Quebec, and of the appointment of his successor, Mr. J. L. Dozois N.P., and also of the transfer of the said office from the one to the other, together with a copy of the evidence taken at all investigations held in connection with the said dismissal, appointment and transfer, and of the reports of said investigations. Presented May 16, 1914.—*Mr. Boivin*.....  
*Not printed.*
- 44 (7u). Return to an Order of the House of the 30th March, 1914, for a return showing the names of the postmasters who have been dismissed from the office since 1900, in the County of Portneuf, the number of investigations and the names of those whose cases were investigated. Presented May 16, 1914.—*Mr. Delisle*.....*Not printed.*
- 44 (7v). Return to an Order of the House of the 23rd March, 1914, for a copy of all letters, telegrams, correspondence, complaints and protests on file, referring to the dismissal of the late postmaster at Havre Boucher, N.S., and to the appointment of a successor. Presented May 16, 1914.—*Mr. Chisholm (Antigonish)*.....*Not printed.*
- 44 (7w). Return to an Order of the House of the 6th April, 1911, for a copy of all documents, investigations, reports and letters, concerning the dismissal of William Campbell, light keeper on the wharf at New Richmond, Quebec, and the appointment of James Robertson as his successor; together with a copy of recommendations and the letters respecting the appointment, if any. Presented May 29, 1914.—*Mr. Marcell (Bonaventure)*.....  
*Not printed.*



---



---

**CONTENTS OF VOLUME 28—Continued.**

- 44 (7x).** Supplementary Return to an Order of the House of the 2nd February, 1914, for a return showing in detail the number of dismissals from public offices and positions of employment by the present Government since the first day of February, 1913, to date, in the County of Westmorland, New Brunswick, in connection with any of the Departments of the Public Service, except the Post Office Department, together with the names of the dismissed officials or employees, the reasons for their respective dismissal, the complaints or charges against them, and by whom made; together with a copy of all correspondence, letters, telegrams and other communications with respect to each such case of dismissal and of all minutes of evidence of investigations where any such were held and of all reports relating to such dismissals now in the possession of any of the departments of the Government, or of the Government Railway Managing Board, or of the officials of the Intercolonial and the Prince Edward Island Railways; also the names of all parties appointed to fill the vacancies caused by such dismissals, and the names of the persons by whom the same have been respectively recommended for appointment; together with a detailed statement of all amounts and expenses paid by any department in connection with the said dismissals and investigations or removals from office. Presented June 2, 1914.—*Mr. Emmerson*.....*Not printed.*
- 44 (7y).** Return to an Order of the House of the 14th April, 1913, for a return showing the detail and number of dismissals from public offices in the Department of Marine and Fisheries from December 5, 1912, to this date, in the County of Bonaventure, the names of the dismissed occupants, the reasons for their dismissal, the complaints against such officials, and a copy of all correspondence with respect to the same, and of all reports of investigations, where such were held; as well as a list of the new appointments made by the department, with names, residence, salaries and duties, and a copy of all recommendations of such appointments. Presented June 2, 1914.—*Mr. Marcell (Bonaventure)*.....*Not printed.*
- 44 (7z).** Return to an Order of the House of the 4th May, 1914, for a copy of all complaints and other documents bearing upon the dismissal of J. R. Dufon as postmaster of Richmond, Quebec, and the appointment of his successor. Presented June 2, 1914.—*Mr. Tobin*.....*Not printed.*
- 44 (8a).** Return to an Order of the House of the 4th May, 1914, for a copy of all correspondence exchanged by and with the Department of Inland Revenue and the late J. G. Mousseau and A. M. Coldwell, New Carlisle, Quebec, and David Champoux, Campbellton, N.B., or Restigouche, Quebec, in connection with the dismissal of Arthur B. Caldwell, Assistant Inspector of Weights and Measures, District of Quebec. Presented June 8, 1914.—*Mr. Marcell*.....*Not printed.*
- 44 (8b).** Supplementary Return to an Order of the House of the 3rd March, 1913, for a return showing in detail the number of dismissals from public offices and positions of employment by the present Government since the 11th day of October, 1911, to this date, in the County of Annapolis, Nova Scotia, in connection with any of the departments of the public service, but not including cases in which orders have already passed together with the names of the dismissed officials or employees, the reason for their respective dismissals, the complaints or charges against them, and by whom made; together with a copy of all correspondence, letters, telegrams and other communications with respect to each such case of dismissal, and of all minutes of evidence of investigations, where any such were held, and of all reports relating to such dismissals now in the possession of any of the departments of the government; also the names of all parties appointed to fill vacancies caused by such dismissals, and the names of the persons by whom the same have been respectively recommended for appointment; together with a detailed statement of all amounts and expenses paid by any department in connection with the said dismissals and investigations or removals from office. Presented June 8, 1914.—*Mr. Chisholm (Antigonish)*.....*Not printed.*
- 44 (8c).** Partial Return to an Order of the House of the 18th February, 1914, for a copy of all charges, complaints, memorials, correspondence and telegrams, not already produced, relating to officials in any department of the Government since October 10, 1911, the number of officials dismissed, reports of investigations held in respect of such charges, items of expenditure and cost of each investigation, the names of persons appointed to office in the place of dismissed officials, and of all recommendations received in behalf of persons so appointed in the Province of Prince Edward Island. Presented June 12, 1914.—*Mr. Hughes (Kings, P.E.I.)*.....*Not printed.*
- 44 (8d).** Return to an Order of the House of the 1st June, 1914, for a copy of all charges and complaints, letters, telegrams and correspondence respecting the dismissal of Captain Jeremiah Decoste, mate and craneman, employed on dredge No. 6 under Captain Dan Gill's during the season of 1912, and of all representations made and correspondence had with the Department of Public Works, or any officer thereof regarding his re-instatement. Presented June 12, 1914.—*Mr. Chisholm (Antigonish)*.....*Not printed.*
- 45.** Return to an Order of the House of the 12th May, 1913, for a copy of all communications made by the Canadian Forestry Association to the Government between March 31, 1912, and March 31, 1913, with the replies made thereto. Presented January 19, 1914.—*Mr. Oliver*.....*Not printed.*

---



---

**CONTENTS OF VOLUME 28—Continued.**

46. Return to an Order of the House of the 16th January, 1913, for a return showing the number of bushels of grain and sacks or barrels of flour which were shipped from Fort William and Port Arthur by vessel during 1912, and the different kinds of grain respectively; to what points were the same shipped in Canada and the United States giving quantities and kinds respectively, and at what points in Canada was grain or flour received by vessel from the United States, giving the quantities and kinds respectively. Presented January 19, 1914.—*Mr. Bennett (Simcoe)*.....*Not printed.*
47. Return to an Order of the House of the 7th May, 1913, for a copy of the report concerning Indian Titles which was presented to the Superintendent General of Indian Affairs under date of August 20, 1909. Presented January 19, 1914.—*Mr. Thompson (Yukon)*.  
*Not printed.*
48. Copy of Order in Council No. P. C. 3002, dated 29th November, 1913, in respect to Pensions or Gratuities to officers of the Royal Canadian Navy, in accordance with section 47 of the Naval Service Act, 1910. Presented by Hon. Mr. Hazen, January 19, 1913.  
*Not printed.*
49. Return to an Order of the House of the 26th May, 1913, for a copy of all telegrams, letters, &c., from the Department of Customs sent to or received from John C. Bourinot, Port Hawkesbury, customs officer, during the years 1895-6-7. Presented January 19, 1914.—*Mr. Chisholm (Inverness)*.....*Not printed.*
- 49*a*. Return to an Order of the House of the 26th May, 1913, for a return showing a complete list of the seizures made by John C. Bourinot, during his incumbency as acting preventive officer from 1884 to 1886; also during his term of office as Collector of Customs for the Port of Hawkesbury from 1886 to 1898, also during his term of office of special officer of customs from 1898 to 1912; with the date of each seizure, number of each seizure, name of party from whom seizure was made, in case of vessels, the names of the vessels; also the names of the owners of such vessels, the amount of each seizure, name of port where seizure was made, and the amount of the seizures made by him from 1884 to May 1, 1912, for the whole Province of Nova Scotia. Presented January 19, 1914.—*Mr. Chisholm (Inverness)*.....*Not printed.*
50. Statement of Governor General's Warrants issued since the last session of parliament on account of 1913-14. Presented by Hon. Mr. White, January 19, 1914.....*Not printed.*
51. Statement in pursuance of Section 17 of the Civil Service Insurance Act, for the year ending March 31, 1913. Presented by Hon. Mr. White, January 19, 1914.....*Not printed.*
52. Statement of Superannuation and Retiring Allowances in the Civil Service during the year ending December 31, 1913, showing name, rank, salary, service, allowance and cause of retirement of each person superannuated or retired, also whether vacancy is filled by promotion or by appointment, and salary of any new appointee. Presented by Hon. Mr. White, January 19, 1914.....*Not printed.*
53. Statement of Receipts and Expenditures of the Ottawa Improvement Commission to March 31, 1913. Presented by Hon. Mr. White, January 19, 1914.....*Not printed.*
54. Statement of expenditure on account of "Miscellaneous Unforeseen Expenses," from the 1st April, 1913, to the 14th January, 1914, in accordance with the Appropriation Act of 1912. Presented by Hon. Mr. White, January 19, 1914.....*Not printed.*
55. Statement of the affairs of the Royal Society of Canada, for the year ended April 30, 1913. Presented by Hon. Mr. White, January 19, 1914.....*Not printed.*
56. Statement of Temporary Loans since March 31, 1913. Presented by Hon. Mr. White, January 19, 1914.....*Not printed.*
57. Statement of Treasury Bills discounted since March 31, 1913. Presented by Hon. Mr. White, January 19, 1914.....*Not printed.*
58. Certified List of Shareholders of the Montreal City and District Savings Bank, and La Caisse D'Economie de Notre Dame de Quebec, as on the 31st December, 1913. Presented by Hon. Mr. White, January 19, 1914.....*Not printed.*
59. Copies of General Orders promulgated to the militia for the period between November 18, 1912, and November 25, 1913. Presented by Hon. Mr. Hughes, January 19, 1914.  
*Not printed.*
60. Return to an Order of the House of the 30th April, 1913, for a copy of the report made by the Inquiring Commissioner, Mr. J. H. Bergeron, in the inquiry lately held by him, at Quebec, re Doctor J. D. Page, of Quebec, and of the reports made by the advocate of the complainant and defendant in the same cause at the request of the Inquiring Commissioner. Presented January 20, 1914.—*Mr. Boudry*.....*Not printed.*
61. Return to an Order of the House of the 26th March, 1913, for a copy of all petitions, reports, recommendations, correspondence, letters, telegrams and other communications concerning the east half of section 36, in township 6, range 8, west of the fourth meridian. Presented January 20, 1914.—*Mr. Buchanan*.....*Not printed.*

## CONTENTS OF VOLUME 28—Continued.

- 61<sup>a</sup>. Return to an Order of the House of the 24th February, 1913, for a copy of all memoranda, letters, papers, or other documents in the possession of the Department of the Interior relating to the N.W.  $\frac{1}{4}$  of S-49-23-4, and the S.W.  $\frac{1}{4}$  of 7-49-28-4. Presented January 20, 1914.—*Mr. Oliver*.....*Not printed.*
62. Return to an Order of the House of the 22nd January, 1913, for a copy of all correspondence, &c., exchanged between the Minister of Labour and the Canadian Pacific Railway strikers on their application for a Board of Conciliation and Investigation. Presented January 20, 1914.—*Mr. Lemieux*.....*Not printed.*
63. By-laws of the Moravian Indians of the Thames and Regulations of the Abenakis Indians of St. Francis, approved by His Excellency the Administrator in Council on the 27th March, 1913, and the 21st April, 1913, respectively. Presented by Hon. Mr. Coderre, January 20, 1914.....*Not printed.*
64. General Rules and Orders of the Exchequer Court of Canada made, respectively, on the 24th September, 1913, and the 13th December, 1913. Presented by Hon. Mr. Coderre, January 20, 1914.....*Not printed.*
65. Regulations under "The Destructive Insect and Pest Act."—(*Senate*).....*Not printed.*
66. Remission of Duties and refund under Section 92, Audit Act.—(*Senate*).....*Not printed.*
67. Return to an Order of the House of the 19th May, 1913, for a return showing a comparative and detailed statement of costs of production, maintenance, operation, and management, and receipts of the Dog Fish Reduction Works at Clark's Harbour, N.S., for the years 1910, 1911 and 1912. Presented January 21, 1914.—*Mr. Maclean (Halifax)*,  
*Not printed.*
68. Return to an Order of the House of the 21st May, 1913, for a copy of all papers, letters, documents, contracts, settlements, records of settlements, and all other papers and documents in any way relating to the claim of the Rainy River Navigation Company against the Government, arising out of a subsidy agreement for the operation of certain boats between Fort Frances and Kenora for the season of 1911, or in connection with the settlement of the said claim, or of the said subsidy. Presented January 21, 1914.—*Mr. Maclean (York)*.....*Not printed.*
69. Return to an Order of the House of the 31st March, 1913, for a copy of all correspondence, letters, telegrams, reports, recommendations, certificates, and of all other documents relating to the appointment of Mr. J. S. Jackson as superintendent of the Government shipyards at St. Joseph de Sorel. Presented January 22, 1914.—*Mr. Cardin*,  
*Not printed.*
70. Return to an Order of the House of the 29th January, 1913, for a copy of all letters, petitions, telegrams, complaints, reports, bonds of indemnity, and all other papers and documents in the possession of the Post Office Department, or any department of the Government, relating to the letting of a contract for carrying the mails between Sherbrooke, County of Guysborough, N.S., and Moser's River, County of Halifax, N.S., during the years 1911 and 1912. Presented January 22, 1914.—*Mr. Sinclair*.....*Not printed.*
- 70<sup>a</sup>. Return to an Order of the House of the 29th January, 1913, for a copy of all letters, and other documents relating to the mail contract between Scotsburn Station and West Branch, River John, County of Pictou, in the year 1912. Presented January 22, 1914.—*Mr. Macdonald*.....*Not printed.*
- 70<sup>b</sup>. Return to an Order of the House of the 2nd April, 1913, for a copy of all correspondence, reports and other documents relative to the mail contract between Scotsburn and West Branch, River John, Pictou County, since October 1, 1911. Presented January 22, 1914.—*Mr. Macdonald*.....*Not printed.*
- 70<sup>c</sup>. Return to an Order of the House of the 10th December, 1912, for a return showing (a) each mail contract awarded since the 15th of October, 1911; (b) the name of the tenderer in each case; (c) the figures of each tender; and (d) the name of each party to whom such contract has been awarded. Presented January 22, 1914.—*Mr. Lemieux*.....*Not printed.*
- 70<sup>d</sup>. Return to an Order of the House of the 15th January, 1913, for a return showing a list of the mail carriers whose contracts have been cancelled or renewed by the present Government in the County of Two Mountains, the names of such persons, the reasons for cancelling or renewing the said contracts, the former price and the present price of the said contracts; also a copy of all correspondence relating to the said mail carriers. Presented January 22, 1914.—*Mr. Ethier*.....*Not printed.*
- 70<sup>e</sup>. Return to an Order of the House of the 9th December, 1912, for a return showing all the mail contracts made between the Post Office Department of Canada and any party or parties, and cancelled before the maturity thereof from October 15, 1911, to the 15th of November, 1912, designating such cancelled mail contracts by giving the name of the contractor, the amount of the contract, the period of the unexpired service, the name of the district or districts, and the county and province wherein the service was performed, together with the reasons for such cancellation. Presented February 12, 1914.—*Mr. Maclean (Halifax)*.....*Not printed.*

---



---

 CONTENTS OF VOLUME 28—Continued.

- 70f.** Return to an Order of the House of the 29th January, 1913, for a copy of all papers, and documents of every nature and kind relating to a certain mail contract between Baek Shore and Pictou, County of Pictou, since the death of the late contractor D. G. McKay, in 1912. Presented February 20, 1914.—*Mr. Macdonald*.....Not printed.
- 70g.** Return to an Order of the House of the 14th April, 1913, for a copy of the contract between the Post Office Department and Napoleon Le Blanc, for the carrying of the mails between Carleton Centre and Carleton, Quebec, Railway Station, and of all correspondence, petitions, and other letters bearing on the cancelling of that contract and the awarding of a new one, with a copy of said new contract. Presented February 23, 1914.—*Mr. Marcell (Bonaventure)*.....Not printed.
- 70h.** Return to an Order of the House of the 2nd April, 1913, for a copy of all papers relating to the mail contract from Noël to Walton, County of Hants, during the present year. Presented February 26, 1914.—*Mr. Macdonald*.....Not printed.
- 70i.** Return to an Order of the House of the 12th May, 1913, for a copy of all tenders for, and correspondence relating to, the awarding of the contract for the carrying of His Majesty's mail between Warkworth and Colborne, County of Northumberland. Presented February 26, 1914.—*Mr. Graham*.....Not printed.
- 70j.** Return to an Order of the House of the 12th May, 1913, for a copy of all correspondence, papers, &c., in connection with the carrying of the mail between St. François Xavier de Brompton and Windsor Mills, Quebec. Presented February 26, 1914.—*Mr. Tobin*.....  
Not printed.
- 70k.** Return to an Order of the House of the 17th February, 1913, for a return showing the number of mail contracts cancelled in the Province of Nova Scotia since October 10, 1911, the names of the contractors, the prices paid to them, the reason for the cancellation in each case, and a copy of any investigations and reports had into the causes of such cancellations, the names of the new contractors and the prices paid to them in each case. Presented March 2, 1914.—*Mr. Sinclair*.....Not printed.
- 70l.** Return to an Order of the House of the 4th December, 1912, for a return showing the number of mail contracts cancelled in the County of Pictou since the 1st of October, 1911; the names of the contractors, the prices paid to them, the reason for the cancellation in each case; and a copy of any investigations and reports had into the causes of such cancellations, the names of the new contractors and the prices paid to them in each case. Presented March 2, 1914.—*Mr. Macdonald*.....Not printed.
- 70m.** Return to an Order of the House of the 31st March, 1913, for a copy of all tenders received and of all letters, telegrams, papers and other documents relating to the mail contract between Tatamagouche and Brulé Shore, Colchester County, during the present year. Presented March 2, 1914.—*Mr. Macdonald*.....Not printed.
- 70n.** Return to an Order of the House of the 9th December, 1912, for a copy of all letters, telegrams and correspondence referring to the tenders received and the contracts awarded, if any, for the carrying of the mails between Antigonish and Livingstone Cove. Presented March 5, 1914.—*Mr. Chisholm (Antigonish)*.....Not printed.
- 70o.** Return to an Order of the House of the 19th May, 1913, for a copy of all telegrams and correspondence on file relating to the mail service between Antigonish and Livingstone Cove, and of the tenders received, and the contract entered into for this service. Presented March 12, 1914.—*Mr. Chisholm (Antigonish)*.....Not printed.
- 70p.** Return to an Address to His Excellency the Administrator of the 28th April, 1913, for a copy of all documents, tenders, contracts, correspondence, orders in council, &c., in reference to the mail service between Bridgetown, Port Lorne and Hampton, Parker's Cove, Annapolis County, N.S., for which service tenders were recently solicited. Presented March 12, 1914.—*Mr. Maclean (Halifax)*.....Not printed.
- 70q.** Return to an Order of the House of the 9th February, 1914, for a copy of the advertisement for tenders, and of the tenders received, and of the contract awarded last year, for the carrying of the mails between Antigonish and Livingstone Cove, and of all letters, telegrams, correspondence and documents in any way relating thereto. Presented March 12, 1914.—*Mr. Chisholm (Antigonish)*.....Not printed.
- 70r.** Return to an Order of the House of the 2nd February, 1914, for a return showing the names of all persons tendering, the amount of tender, and to whom awarded in 1913, for the carriage of mails covering the following mail routes in Shelburne County, Nova Scotia; Shelburne to Jordan Bay and Jordan Ferry and return; Clyde River to Upper Clyde and return; Lower Woods Harbour to Charlesville and return; Port Le Herbert to Sable River. Presented March 20, 1914.—*Mr. Maclean (Halifax)*.....Not printed.
- 70s.** Return to an Order of the House of the 9th February, 1914, for a copy of all tenders, contracts, documents, papers and correspondence in connection with tenders and contracts for the carriage of mails between Bridgetown and Port Lorne, Hampton and Parker's Cove, in 1912. Presented March 20, 1914.—*Mr. Maclean (Halifax)*.....Not printed.

---

 CONTENTS OF VOLUME 28—Continued.
 

---

- 70f.** Return to an Order of the House of the 9th February, 1914, for a copy of the contract entered into last year for the carrying of the mails between North Lochaber and Collegetown, and of all letters, telegrams, and correspondence referring to said service and the awarding of said contract. Presented March 23, 1914.—*Mr. Chisholm (Antigonish)*.  
*Not printed.*
- 70g.** Return to an Order of the House of the 5th February, 1914, for a copy of the advertisement for tenders, and of the tenders received last year for the carrying of the mails between Merigomish and Malignant Cove, and of all letters, telegrams and correspondence and documents in any way relating thereto. Presented March 25, 1914.—*Mr. Chisholm (Antigonish)*.  
*Not printed.*
- 70h.** Return to an Order of the House of the 19th March, 1914, for a return showing how many mail contracts have been cancelled in the County of Inverness from September, 1911, up to date.  
2. The route of each contract, the name of the contractor, and the amount of each contract.  
3. The reasons for cancelling the several contracts. Presented April 22, 1914.—*Mr. Chisholm (Inverness)*.  
*Not printed.*
- 70i.** Return to an Order of the House of the 30th March, 1914, for a copy of all letters, telegrams, correspondence, guarantee bonds, and other documents and security relating to the renewal of the contract with George A. Stewart for carrying mail between North Lochaber and West Lochaber, in or about the month of May, 1913, of the subsequent cancellation of said renewal contract, and of the contract made with Hugh D. Cameron for said service. Presented April 29, 1914.—*Mr. Chisholm (Antigonish)*.  
*Not printed.*
- 70j.** Return to an Order of the House of the 4th March, 1914, for a copy of all correspondence, telegrams and papers generally concerning the increased railway mail subsidy recently agreed upon by the Postmaster General and the various railway companies. Presented April 30, 1914.—*Mr. Lemieux*.  
*Not printed.*
- 70k.** Return to an Order of the House of the 4th May, 1914, for a return showing the names of the 82 tenderers for the carrying of the mails between Baie St. Paul and Murray Bay, County of Charlevoix, and the amount of the tender in each case. Presented May 8, 1914.—*Mr. Lemieux*.  
*Not printed.*
- 70l.** Return to an Order of the House of the 20th April, 1914, for a copy of all letters, papers, contracts, memoranda and other documents relative to the mail contract between Pictou post office and railway station, between the Post Office Department and Peter Foley. Presented May 8, 1914.—*Mr. Macdonald*.  
*Not printed.*
- 70 (2a).** Return to an Order of the House of the 23rd March, 1914, for a copy of all documents, letters, recommendations, &c., in connection with a contract awarded to Christophe Lavesque, of St. Eleuthère, for the conveyance of the mail between St. Eleuthère and Sully. Presented May 11, 1914.—*Mr. Lapointe (Kamouraska)*.  
*Not printed.*
- 70 (2b).** Return to an Order of the House of the 11th May, 1914, for a return showing:—  
1. Whether Mr. David Armstrong, mail carrier of the City of Sherbrooke, has been dismissed. If so, for what cause?  
2. Whether an investigation was held at which he was given an opportunity of meeting his accusers and being heard in his own defence?  
3. How many years Mr. Armstrong has been in the service?  
4. What remuneration he was receiving for his services?  
5. Whether a successor has been appointed? If so, what his name is, who recommended him and what remuneration he received. Presented May 28, 1914.—*Mr. McCrea*.  
*Not printed.*
- 70 (2c).** Return to an Order of the House of the 18th May, 1914, for a copy of all correspondence, papers, tenders and other documents in any way referring to the transfer from J. A. Campbell to Alexander Macdonnell of the contract for carrying the mail from Port Hood to South West Port Hood. Presented June 2, 1914.—*Mr. Chisholm (Inverness)*.  
*Not printed.*
- 70 (2d).** Return to an Order of the House of the 17th February, 1913, for a return in duplicate showing the number of mail contracts cancelled in the Counties of Westmorland, Albert, Kings and Kent Province of New Brunswick, since October 9, 1911, the names of the contractors, the prices paid to them, the reason for the cancellation in each case, and a copy of any investigations and reports had into the causes of such cancellations, the names of the new contractors, and the prices paid to them in each case; and in cases where tenders were asked and received preliminary to such new contracts, a statement in duplicate showing names of the tenderers, with the offers made by each, the name of the successful tenderer, and the amount or price for which contract was executed in each case; together with a copy in duplicate of all letters, correspondence and other communications relating to each such cancellation and the giving of any new contract. Presented June 2, 1914.—*Mr. Emmerson*.  
*Not printed.*

---

 CONTENTS OF VOLUME 28—Continued.
 

---

71. Return to an Order of the House of the 2nd June, 1913, for a copy of all correspondence and telegrams relating to complaints, political or otherwise, made against Mrs. Marcelline Roy, postmistress at Elm Tree, Gloucester County, N.B., which led the department to issue an order for an investigation, and the said postmistress to tender her resignation, and to the appointment of her successor. Presented January 22, 1914.—*Mr. Turgeon* .....Not printed.
72. Return to an Order of the House, of the 26th March, 1913, for a copy of all petitions recommendations, correspondence, letters, telegrams and other communications concerning the change in location of the post office known as Masinasin, Province of Alberta. Presented January 22, 1914.—*Mr. Buchanan*.....Not printed.
73. Return to an Order of the House of the 31st March, 1913, for a copy of all letters, telegrams and petitions concerning the closing of the Moulin Basinet post office, Parish of St. Jean de Matha, County of Joliette. Presented January 22, 1914.—*Mr. Lemieux*.  
Not printed.
74. Return to an Order of the House of the 7th April, 1913, for the production of one sample of a patented lock and key sold by the Ontario Equipment Company of Ottawa to the Post Office Department. Presented January 22, 1914.—*Mr. Verville*.....Not printed.
- 74a. Return to an Order of the House of the 2nd April, 1913, for a copy of all correspondence between the Post Office Department and Alleyn Taschereau, advocate of Quebec, concerning the purchase of new locks for the mail bags. Presented January 22, 1914.—*Mr. Carvell* .....Not printed.
- 74b. Return to an Order of the House of the 4th March, 1914, for a copy of the application, correspondence and papers generally concerning mail lock patent No. 151043. Presented May 11, 1914.—*Mr. Lemieux*.....Not printed.
75. Return to an Order of the House of the 10th February, 1913, for a copy of all letters, telegrams and other correspondence exchanged between the Post Office Department and Messrs. A. de Macdonald, Elzear Monpetit and all others, relating to the change of the postmasters at Ile Perrot North and Ile Perrot South, Vaudreuil Station, Roquebrune, St. Lazare Village, Mount Oscar and Pte. Fortune, and of the report of the inquiring commissioner in each of the cases in which an inquiry was held; of the correspondence exchanged between the parties above named relative to the new post office building at Rigaud and of correspondence exchanged between the parties above mentioned, relating to the post offices lately named Choisy and Demartigny. Presented January 22, 1914.—*Mr. Boyer* .....Not printed.
- 75a. Return to an Order of the House of the 9th April, 1913, for a copy of all documents bearing on changes asked for in the postmastership of Port Daniel Centre, Avignon, New Richmond and Black Cape, Bonaventure County; and of all documents bearing on the closing of Black Cape East post office, Bonaventure County. Presented January 22, 1914.—*Mr. Marcil* .....Not printed.
- 75b. Return to an Order of the House of the 2nd February, 1914, for a copy of all letters, telegrams, papers, and other documents connected with the removal of the post office from the store of Alexander Robertson at Red Point, P.E.I., to the store of J. E. Robertson of the same place. Presented February 20, 1914.—*Mr. Hughes (P.E.I.)*..Not printed.
- 75c. Return to an Order of the House of the 16th February, 1914, for a copy of any complaints made against John A. Campbell, postmaster of New Richmond, Quebec, and of all correspondence bearing on any change called for in that office. Presented March 17, 1914.—*Mr. Marcil (Bonaventure)*.....Not printed.
76. Return to an Order of the House of the 7th May, 1913, for a copy of all correspondence and telegrams exchanged between the Post Office Department, the Government or any member thereof, the post office inspector at St. John, N.B., or any official of the Post Office Department at St. John, N.B., on the one hand, and the postmaster at Kouchibouguac, Kent County, N.B., Mr. Cliff Atkinson, or any other person, corporation or firms, relating to the sale or non-purchase of postage stamps, or the mailing of letters, delivery of mail, &c., at the said post office; together with a copy of all correspondence, reports and other papers and documents in any wise relating thereto, on file in the Post Office Department at Ottawa, or in the office of the post office inspector at St. John, N.B.; also a copy of all regulations or orders of the Post Office Department relating to the sale of postage stamps, or the mailing of letters, or the delivery of mails, or generally as to the use of post office by residents and non-residents. Presented January 22, 1914.—*Mr. Emmerson* .....Not printed.
77. Return to an Order of the House of the 2nd June, 1913, for a return showing the names, dates of appointment and salary respectively, of the employees of the Moosejaw post office. Presented January 22, 1914.—*Mr. Knowles*.....Not printed.
- 77a. Return to an Order of the House of the 24th February, 1913, for a copy of all letters, telegrams, recommendations, petitions and documents, relating to the appointment of Mr. Pierre Cournoyer as postmaster at St. Pierre de Sorel, County of Richelieu. Presented January 22, 1914.—*Mr. Carlin*.....Not printed.

---



---

**CONTENTS OF VOLUME 28—Continued.**

- 77b.** Return to an Order of the House of the 14th April, 1913, for a return showing what public officers have been appointed in the City of Quebec, in the Departments of Inland Revenue, Post Office, Railways and the Transcontinental, Customs, Immigration, Marine and Fisheries, Public Works and Militia, since the 1st October, 1911, up to this date; together with the names and duties of these persons, the dates of their appointment, the salary paid in each case and the increases granted since; also the date of these increases, and which ones of these officers have passed the Civil Service examinations required for the positions which they occupy, and on what dates they passed such examinations; and also a copy of all correspondence, requests, recommendations and reports relating to the appointment of these officers. Presented January 22, 1914.—*Mr. Lachance.*  
*Not printed.*
- 77c.** Return to an Order of the House of the 29th January, 1913, for a copy of all letters, petitions, telegrams, complaints, evidence, reports and other papers and documents in the possession of the Department of Railways and Canals, or of the Intercolonial Railway, or of the Government Railways Managing Board, relating or in any manner appertaining to the appointment and employment of train or ticket agents on the Intercolonial Railway and Prince Edward Island Railway, together with a copy of all statements showing the amounts received by said agent, in cash and tickets, on the trains of the respective divisions of said railways; and also showing the amounts received during corresponding periods for the past two years, in cash and tickets, on the same trains on the said respective divisions by the conductors of said trains, when no train or ticket agents were employed thereon, either before or since the employment of such agents on the respective trains and also a copy of all statements showing the results of the experiment in employing such ticket agents. Presented January 22, 1914.—*Mr. Emmerson* .....*Not printed.*
- 77d.** Partial Return to an Order of the House of the 9th December, 1912, for a return showing when Mr. J. G. H. Bergeron was appointed commissioner to hold investigations, the number of investigations held since his appointment, salary received in each case and the amount paid for travelling expenses in each case. Presented January 22, 1914.—*Mr. Lemieux* .....*Not printed.*
- 77e.** Return to an Address to His Royal Highness the Governor General of the 29th January, 1913, for a copy of all orders in council, memoranda or instructions issued to or written to H. P. Duchemin in connection with his appointment as a commissioner to conduct investigations regarding political partisanship in the Province of Nova Scotia; also a copy of all letters received by any department of the Government from the said H. P. Duchemin relating to such investigations since the date of his appointment as such commissioner, and all instructions of whatever nature at any time issued to him relating to such investigations. Presented January 22, 1914.—*Mr. Lemieux*....*Not printed.*
- 77f.** Appointment of F. Roy, as postmaster of St. Philippe de Nery, &c., Province of Quebec. Presented January 22, 1914.—*Mr. Lapointe (Kamouaska)*.....*Not printed.*
- 77g.** Supplementary Return to an Order of the House of the 9th December, 1912, for a return showing when Mr. J. G. H. Bergeron was appointed commissioner to hold investigations, the number of investigations held since his appointment, salary received in each case and the amount paid for travelling expenses in each case. Presented February 23, 1914.—*Mr. Lemieux* .....*Not printed.*
- 77h.** Return to an Order of the House of the 9th February, 1914, for a copy of all correspondence, telegrams, and other documents, relating to the removal of T. J. Oliver, as Dominion Lands Agent at Humboldt, Saskatchewan, his appointment to his present position, and the appointment of his successor at Humboldt. Presented March 6, 1914.—*Mr. Neely* .....*Not printed.*
- 77i.** Return to an Order of the House of the 9th February, 1914, for a copy of all correspondence, telegrams, letters of instructions, or other documents relating to the removal of W. S. McKechnie, as Dominion Lands Agent at Prince Albert, Saskatchewan, and the appointment of his successor. Presented March 6, 1914.—*Mr. Neely*.....*Not printed.*
- 77j.** Return to an Order of the House of the 2nd February, 1914, for a copy of all correspondence, telegrams and papers generally in connection with the appointment of Joseph Lemieux as postmaster at Mont Louis, County of Gaspé. Presented March 6, 1914.—*Mr. Lemieux* .....*Not printed.*
- 77k.** Return to an Order of the House of the 7th April, 1913, for a copy of all correspondence, telegrams, petitions, affidavits, complaints, certificates, recommendations, reports and other documents relating to the engagement and appointment for the year 1913, of the captains and first and second engineers for dredging machines Nos. 1, 2, 3, 4, 5, 6, 7, 8, 9, 10 and 11 of the Department of Marine and Fisheries, under the control of the agency at Sorel, and employed in the deepening of the St. Lawrence below Montreal. Return to an Order of the House of the 7th April, 1913, for a copy of all correspondence, telegrams, petitions, affidavits, complaints, certificates, recommendations, reports and other documents, relating to the engagement and appointment of the captains and engineers for the year 1913, for the tugs *Carmelia*, *Chanbly*, *Contrecoeur*, *De Lévis*, *Emilia*, *Iberville*, *James Houden*, *Jesse Hune*, *Lac St. Pierre*, *Lanoraie*, *Lotbiniere*, *Portucuf*, *Varenes* and *Verchères*, of the Department of Marine and Fisheries under the control of the agency at Sorel. Presented March 23, 1914.—*Mr. Cardin*.....*Not printed.*

## CONTENTS OF VOLUME 28—Continued.

- 77l.** Return to an Order of the House of the 23rd March, 1914, for a return showing:—  
 1. How many additional employees have been added to the Customs Department in the City of Halifax, since October 10, 1911.  
 2. Their names and salaries at the time of their appointment, their respective salaries at present, and also their respective ages at the time of appointment.  
 3. Whether all of them passed the necessary Civil Service examinations for the Customs service.  
 4. How many temporary clerks there are upon the said Customs staff, who they are, and the dates of their appointment. Presented April 2, 1914.—*Mr. Maclean (Halifax)* ..... *Not printed.*
- 77m.** Return to an Order of the House of the 28th April, 1913, for a copy of all letters and telegrams exchanged between the Government and Messrs. Arch. Macdonald, Elz. Monjeit and others, on the subject of the appointment of caretakers of the post office at Rigoud, Messrs. Jean Baptiste Charlebois and Napoleon Vallée. Presented April 2, 1914.—*Mr. Boyer* ..... *Not printed.*
- 77n.** Return to an Order of the House of the 23rd February, 1914, for a copy of all correspondence, recommendations, &c., relating to the appointment of Allan Morrison, St. Peter's, N.S., as inspector of dwellings erected on Gregory Island, Richmond County, N.S., in 1912-1913, and of all accounts, charges, vouchers, &c., rendered to the Department of Marine and Fisheries by the said Allan Morrison as such inspector. Presented April 7, 1914.—*Mr. Kyte* ..... *Not printed.*
- 77o.** Return to an Order of the House of the 9th February, 1914, for a return showing the names, date of appointment, length of service, remuneration and office held by each of all the employees of the Department of the Interior in the outside service since January 1, 1912, to December 31, 1913, not given in the Civil Service list of 1912 or 1913. Presented April 21, 1914.—*Mr. Neely* ..... *Not printed.*
- 77p.** Return to an Order of the House of the 16th April, 1914, for a return showing:—  
 1. How many appointments have been made in the Customs Department at Montreal since the 1st of October, 1911.  
 2. The names of the persons so appointed, and the dates of their respective appointments.  
 3. After what recommendations have they been appointed.  
 4. The salary of each of these new employees.  
 5. What increases of salaries have been granted in the same department since the same date, and to whom, and why. Presented April 29, 1914.—*Mr. Proulx* ..... *Not printed.*
- 77q.** Return to an Order of the House of the 2nd February, 1914, for a return showing the number of engineers, assistant engineers, draftsmen, clerks, divers, and students in engineering or surveying, or other parties employed by the Department of Public Works in the constituency of Bonaventure, from October 11, 1911, to date, with their names, residences, salaries, nature of their work, time employed, and on whose recommendation, together with a copy of all correspondence, and reports bearing on such employment, and of reports made to the said Department of Public Works in that constituency from January, 1913, to date. Presented April 30, 1914.—*Mr. Marcil (Bonaventure)* ..... *Not printed.*
- 77r.** Return to an Order of the House of the 12th March, 1914, for a return showing:—  
 1. Whether Louis Philippe Thibault, Alphonse Poirier, J. A. Morin, C. F. Rioux, Thomas Thibault and Adjutor Demers, of Lévis, have been appointed to positions under the control of the Postmaster General of Canada.  
 2. If so, to what positions they have been appointed, what their duties are, when they were appointed and their salaries, respectively.  
 3. The names of the officers who have been dismissed and replaced by the above.  
 4. The total amount of the annual salaries of said dismissed officers. Presented May 4, 1914.—*Mr. Bourassa* ..... *Not printed.*
- 77s.** Return to an Order of the House of the 16th March, 1914, for a copy of all recommendations, protests, petitions, and representations received by the Government or any Department or Minister thereof, regarding the appointment of the present collector of customs at Antigonish, and of all the letters, telegrams and correspondence relating thereto. Presented May 15, 1914.—*Mr. Chisholm (Inverness)* ..... *Not printed.*
- 77t.** Return to an Order of the House of the 16th March, 1914, for a copy of all recommendations, protests, petitions, and representations received by the Government or any Department or Minister thereof, regarding the appointment of the present collector of customs at Antigonish, and of all the letters, telegrams and correspondence relating thereto. Presented May 16, 1914.—*Mr. Chisholm (Antigonish)* ..... *Not printed.*
- 77u.** Return to an Order of the House of the 16th February, 1914, for a copy of all papers in connection with the employment of Arthur Dubisson as immigration agent at Gravelburg, Sask., and all papers in connection with the said Dubisson, showing the monies paid to him and the work performed by him. Presented May 30, 1914.—*Mr. Knowles* ..... *Not printed.*



## CONTENTS OF VOLUME 28—Continued.

- 78.** Return to an Order of the House of the 7th April, 1913, for a copy of all documents, recommendations and correspondence relating to the resignation of C. A. R. Desjardins, as postmaster at St. André de Kamouraska, and the appointment of his successor. Presented January 22, 1914.—*Mr. Lapointe (Kamouraska)*.....*Not printed.*
- 78a.** Return to an Order of the House of the 28th April, 1913, for a copy of all complaints or charges against Fred. R. Irish, postmaster at Afton, Antigonish County, N.S., and of all correspondence on file in reference thereto. Presented January 22, 1914.—*Mr. Chisholm (Antigonish)*.....*Not printed.*
- 79.** Return to an Order of the House of the 29th January, 1913, for a copy of all correspondence, papers, &c., concerning the application made by the Long Sault Development Company, with a view to dam the St. Lawrence river above the Long Sault rapids from the American to the Canadian side. Presented January 22, 1914.—*Mr. Lemieux*.....*Not printed.*
- 79a.** Supplementary Return to an Order of the House of the 29th January, 1913, for a copy of all correspondence, papers, &c., concerning the application made by the Long Sault Development Company, with a view to dam the St. Lawrence river above the Long Sault rapids from the American to the Canadian side. Presented February 12, 1914.—*Mr. Lemieux*.....*Not printed.*
- 80.** Return to an Order of the House of the 21st April, 1913, for a return showing all leases of water powers granted on the Winnipeg river, the dates of such leases, to whom granted, and the location of the water powers covered by each; together with a copy of all correspondence passing between the Government, or any member thereof and any person or persons, with respect to such leases. Presented January 22, 1914.—*Mr. Martin (Regina)*.....*Not printed.*
- 80a.** Return to an Order of the House of the 2nd April, 1913, for a return showing whether the Government cancelled any water lot leases on the Lachine Canal and, if so, the dates of such cancellation; the names of the lessees; length of time the cancelled leases were in force, and the rental paid in each case; the names of the lessees whose water lot leases on the said canal have not been cancelled, and the rental paid by each; the basis on which rental has been calculated and the method to be followed in future; the reasons why some leases were cancelled and others allowed to remain in force; and if tenders are to be invited through the press for such water lot leases in future. Presented January 22, 1914.—*Mr. Buchanan*.....*Not printed.*
- 80b.** Return to an Order of the House of the 23rd April, 1913, for a return showing all leases or permits granted to clubs or individuals to erect or maintain boat houses on the Rideau canal between Laurier avenue bridge and Hartwells Locks, the date of such leases or permits, to whom granted, and the rental in each case; together with a copy of all correspondence between the Government, or any member thereof, and any person or persons with respect to such leases or permits and the cancellation thereof. Presented January 22, 1914.—*Mr. Murphy*.....*Not printed.*
- 80c.** Supplementary Return to an Order of the House of the 2nd April, 1913, for a return showing whether the Government cancelled any water lot leases on the Lachine canal and, if so, the date of such cancellation; the names of the lessees; length of time the cancelled leases were in force, and the rental paid in each case; the names of the lessees whose water lot leases on the said canal have not been cancelled, and the rental paid by each; the basis on which rental has been calculated and the method to be followed in future; the reasons why some leases were cancelled and others allowed to remain in force; and if tenders are to be invited through the press for such water lot leases in future. Presented March 13, 1914.—*Mr. Buchanan*.....*Not printed.*
- 80d.** Return to an Order of the House of the 23rd March, 1914, for a copy of the agreement for a lease of water power on the Saskatchewan river at Rocky Rapids, Alberta, made with the Edmonton Power Company, with information in detail as to the operations carried on by the company to date. Presented April 21, 1914.—*Mr. Oliver*.....*Not printed.*
- 81.** Return to an Order of the House of the 25th April, 1913, for a return showing a list of all the newspapers in Canada in which advertisements have been inserted by the Government, or any minister, officer or department thereof, between October 10, 1911, and the present date, together with a statement of the gross amount paid therefor between the above dates to each of said newspapers or to the proprietors of the same. Presented January 22, 1914.—*Mr. Sinclair*.....*Not printed.*
- 81a.** Partial Return to an Order of the House of the 30th April, 1913, for a return showing a list of all newspapers in Canada in which advertisements have been inserted by the Government, or any minister, officer or department thereof, between the 10th day of October, 1906, and 10th October, 1907, and between said dates in each of the years following up to the 10th of October, 1911, together with a statement of the gross amount paid therefor for the years mentioned, to each of the said newspapers or the proprietors of the same. Presented January 22, 1914.—*Mr. Thornton*.....*Not printed.*

---



---

 CONTENTS OF VOLUME 28—*Continued.*

- 81b. Supplementary Return to an Order of the House of the 30th April, 1913, for a return showing a list of all the newspapers in Canada in which advertisements have been inserted by the Government, or any minister, officer or department thereof, between the 10th day of October, 1906, and 10th October, 1907, and between said dates in each of the years following up to the 10th of October, 1911, together with a statement of the gross amount paid therefor for the years mentioned, to each of the said newspapers or the proprietors of the same. Presented April 1, 1914.—*Mr. Thornton*.....*Not printed.*
- 81c. Further Supplementary Return to an Order of the House of the 28th April, 1913, for a return showing a list of all the newspapers in Canada in which advertisements have been inserted by the Government, or any minister, officer or department thereof, between October 10, 1911, and the present date, together with a statement of the gross amount paid therefor between the above dates to each of said newspapers or to the proprietors of the same. Presented April 2, 1914.—*Mr. Sinclair*.....*Not printed.*
- 81d. Supplementary Return to an Order of the House of the 30th April, 1913, for a Return showing a list of all the newspapers in Canada in which advertisements have been inserted by the Government, or any minister, officer or department thereof, between the 10th day of October, 1906, and 10th October, 1907, and between said dates in each of the years following up to the 10th of October, 1911; together with a statement of the gross amount paid therefor for the years mentioned, to each of the said newspapers or the proprietors of the same. Presented April 2, 1914.—*Mr. Thornton*....*Not printed.*
- 81e. Return to an Order of the House of the 15th April, 1914, for a return showing how much money has been paid by the Government, or any department thereof, since October 10, 1911, to the Herald Publishing Company of Halifax, N.S., for advertising, printing and lithographing. Presented April 27, 1914.—*Mr. Sinclair*.....*Not printed.*
- 81f. Return to an Order of the House of the 4th February, 1914, for a return showing the names of all printing and publishing companies, and newspapers in Nova Scotia to whom any sum of money has been paid respectively, by any department of Government, during the calendar years 1912 and 1913 respectively, and the nature of the service rendered therefor. Presented April 29, 1914.—*Mr. Maclean (Halifax)*....*Not printed.*
- 81g. Supplementary Return to an Order of the House of the 28th April, 1913, for a return showing a list of all the newspapers in Canada in which advertisements have been inserted by the Government, or any minister, officer or department thereof, between October 10, 1911, and the present date, together with a statement of the gross amount paid therefor between the above dates to each of said newspapers or to the proprietors of the same. Presented May 11, 1914.—*Mr. Sinclair*.....*Not printed.*
82. Return to an Order of the House of the 3rd February, 1913, for a copy of all letters, correspondence, reports and other documents in the possession of the Department of Railways and Canals relating to an application by the Central Railway Company of Canada to the Honourable Minister of Railways and Canals for the approval of their proposed route between Hawkesbury and South Indian. Presented January 22, 1914.—*Mr. Proulx* .....*Not printed.*
83. Return to an Order of the House of the 9th December, 1912, for a copy of all documents, papers, memoranda, rulings, findings, appeals and correspondence relating to any appeal asserted from any decision, ruling or finding of the Board of Railway Commissioners of Canada to the Privy Council of Canada, and the action taken by the Privy Council thereon. Presented January 22, 1914.—*Mr. Maclean (Halifax)*.....*Not printed.*
84. Return to an Order of the House of the 7th May, 1913, for a return showing the total cost of the Elmira Branch Railway in Prince Edward Island; the total amounts paid the contractors, Whitehead Brothers; the total amount paid by the Government after taking the work off the contractor's hands, and showing the amount paid in wages each month, the names of the men to whom it was paid, the positions they held, and the wages per day to each; also showing what materials were used, each kind and class, with the cost of each, from whom purchased, and when, and the quantities left over, if any. Presented January 22, 1914.—*Mr. Hughes (P.E.I.)*.....*Not printed.*
85. Return to an Order of the House of the 15th January, 1913, for a copy of all letters, telegrams, correspondence and documents referring in any way to the claim of the municipalities of Pictou, Antigonish, Guysboro and St. Mary's for payment or refund to them of the monies paid by said municipalities for the right of way of that part of the Intercolonial Railway running through the Counties of Pictou, Antigonish and Guysboro. Presented January 22, 1914.—*Mr. Chisholm (Antigonish)*.....*Not printed.*
- 85a. Return to an Order of the House of the 12th May, 1913, for a copy of all claims made by H. F. McDougall, of Grand Narrows, N.S., against the Intercolonial Railway, and of all letters, telegrams and other documents in connection with the said claim or claims; together with the particulars of said claims; the amount or amounts paid upon said claim or claims; the particular items of the claim or claims upon which payments, if any, were made; the date of the filing of the claims and of the payment or payments made thereon; and the total amount paid on said claims or upon any other claims made by the said H. F. McDougall against the said Intercolonial Railway or the Government of Canada. Presented January 22, 1914.—*Mr. Sinclair*.....*Not printed.*

## CONTENTS OF VOLUME 28—Continued.

- 85b.** Return to an Order of the House of the 16th February, 1914, for a copy of all documents, letters, petitions, telegrams and evidence heard, reports, &c., in connection with the claims of Eugene Demers and Joseph Olivier, of the parish of St. Nicholas, County of Lévis, for damages arising out of fires caused by the Intercolonial Railway's locomotives; and, if investigations have been held, a copy of all evidence and documents relating thereto. Presented March 6, 1914.—*Mr. Bowassa*.....*Not printed.*
- 85c.** Return to an Order of the House of the 27th April, 1914, for a copy of all letters, telegrams, reports, correspondence and documents relative to the claims made for damages from a fire in the village of Hopewell, County of Pictou, which was occasioned by sparks from a locomotive on the Intercolonial Railway. Presented May 13, 1914.—*Mr. Macdonald*.....*Not printed.*
- 86.** Return to an Order of the House of the 14th May, 1913, for a copy of all reports, correspondence and other documents on file in the Department of Railways and Canals, relating in any way to a suggested survey and construction of a line of railways from Country Harbour, Guysborough County, N.S., to Cape George, N.S., or any other point in Antigonish County. Presented January 22, 1914.—*Mr. Chisholm (Antigonish)*.....*Not printed.*
- 86a.** Return to an Order of the House of the 29th January, 1912, for a copy of all letters, written to the Right Honourable the Prime Minister, the Honourable the Minister of Railways and Canals, or any other member of the Government since October 10, 1911, by S. R. Griffin, Goldboro, N.S., John S. Wells, White Head, N.S., and G. A. R. Rowlings, Sydney, N.S., relating to the construction of a branch line of the Intercolonial Railway into the County of Guysboro, N.S., also of the replies to the same. Presented January 22, 1914.—*Mr. Sinclair*.....*Not printed.*
- 87.** Return to an Order of the House of the 27th January, 1913, for a copy of the contract entered into by C. R. Scoles, New Carlisle, Quebec, with the Department of Railways and Canals for the completion of the Atlantic and Lake Superior Railway between Caplin and Paspébiac, and of the report of the engineers on such work, of details of payments, and of all documents bearing on such matter. Presented January 22, 1914.—*Mr. Marcil*.....*Not printed.*
- 88.** Return to an Order of the House of the 21st May, 1913, for a copy of all documents, correspondence, reports and inquiries, relating to an accident which occurred at Trois Pistoles, Intercolonial Railway on 10th September, 1912, respecting the death of Arsène Ouellet, and the wounds inflicted on Joseph Gagnon, at the time that these two men were struck by train No. 150 on the above date. Presented January 22, 1914.—*Mr. Boulay*.....*Not printed.*
- 89.** Annual Return respecting Trade Unions under Chapter 125, R.S.C., 1906. Presented by Hon. Mr. Coderre, January 22, 1914.....*Not printed.*
- 90.** Return to an Order of the House of the 29th January, 1913, for a return showing:—
1. What purchases of land have been made by the Dominion of Canada since Confederation?
  2. The amount of money paid for same?
  3. The approximate area of land so purchased?
  4. In what provinces the said land is now situated?
  5. The approximate area in each province?
  6. The acreage of school lands set aside by the Government for the Provinces of Manitoba, Saskatchewan and Alberta?
  7. The present approximate value of the said school lands so set aside in each of the said Provinces?
  8. The number of acres of the said school lands already sold in each of the said Provinces, and the proceeds of such sales, deducting expenses?
  9. The acreage of lands set apart at any time by the Government as an endowment to any university, the name of the university, and the Province in which the lands are situated?
  10. The number of acres of swamp lands transferred to the Province of Manitoba under the provisions of Chapter 50 of the Acts of 1885 and amendments thereto?
  11. The gross amount of cash allowance made at any time by the Federal Government to each or any Province of Canada, to assist in the construction of necessary public buildings?
  12. The approximate value of the railway, public works and other assets of each of the Provinces of Canada, taken over by the Federal Government at the time that each Province entered the union?
  13. The annual compensation made to the Province of Manitoba, Saskatchewan and Alberta, by reason of the fact that they are deprived of the public lands as a source of revenue?
  14. The debt allowance to any time placed to the credit of each of the Provinces of Canada by the Federal Government. Presented January 22, 1914.—*Mr. Sinclair*.....*Not printed.*

## CONTENTS OF VOLUME 28—Continued.

- 90a.** Supplementary Return to an Order of the House of the 29th January, 1913, for a return showing:—
1. What purchases of land have been made by the Dominion of Canada since Confederation?
  2. The amount of money paid for same?
  3. The approximate area of land so purchased?
  4. In what Provinces the said land is now situated?
  5. The approximate area in each Province?
  6. The acreage of school lands set aside by the Government for the Provinces of Manitoba, Saskatchewan and Alberta?
  7. The present approximate value of the said school lands so set aside in each of the said Provinces?
  8. The number of acres of the said school lands already sold in each of the said Provinces, and the proceeds of such sales, deducting expenses.
  9. The acreage of lands set apart at any time by the Government as an endowment to any university, the name of the university, and the Province in which the lands are situated?
  10. The number of acres of swamp lands transferred to the Province of Manitoba under the provisions of Chapter 50 of the Acts of 1885 and amendments thereto?
  11. The gross amount of cash allowance made at any time by the Federal Government to each or any Province of Canada, to assist in the construction of necessary public buildings?
  12. The approximate value of the railway, public works and other assets of each of the Provinces of Canada, taken over by the Federal Government at the time that each Province entered the union?
  13. The annual compensation made to the Provinces of Manitoba, Saskatchewan and Alberta, by reason of the fact that they are deprived of the public lands as a source of revenue?
  14. The debt allowance to any time placed to the credit of each of the Provinces of Canada by the Federal Government. Presented March 12, 1914.—*Mr. Sinclair.*  
*Not printed.*
- 91.** Partial Return to an Order of the House of the 12th May, 1913, for a return showing the names and purposes of the several Commissions created by legislation or Orders in Council since October 12, 1911; the names of the members of the several commissioners, with their respective salaries and remuneration; the names of commissions still in existence; and the names of commissions created since October 12, 1911, which have ceased to exist. Presented January 22, 1914.—*Mr. Oliver.*.....*Not printed.*
- 91a.** Partial Return to an Address to His Royal Highness the Governor General of the 4th December, 1912, for a copy of each Commission issued by the Government since October 10, 1911, directing an investigation to be held; and also for a copy of the evidence taken and the report made in each case that has been concluded. Presented January 22, 1914.—*Mr. Murphy.*.....*Not printed.*
- 91b.** Further Supplementary Return to an Address to His Royal Highness the Governor General of the 4th December, 1912, for a copy of each Commission issued by the Government since October 10, 1911, directing an investigation to be held; and also for a copy of the evidence taken and the report made in each case that has been concluded. Presented February 9, 1914.—*Mr. Murphy.*.....*Not printed.*
- 91c.** Return to an Order of the House of the 9th December, 1912, for a return showing the number of Commissions formed by the Government since September 21, 1912, the names and the occupations of the Commissioners appointed, their duties, the duration of their services, and their remuneration. Presented February 12, 1914.—*Mr. Devlin.*  
*Not printed.*
- 91d.** Return to an Address to His Royal Highness the Governor General of the 9th February, 1914, for a copy of the Order in Council appointing a Commission for the purpose of beautifying the city of Ottawa and vicinity, of all correspondence with regard to the same, and of all reports made by the commission up to date. Presented March 6 1914.—*Sir W. Laurier.*.....*Not printed.*
- 91e.** Supplementary Return to an Order of the House of the 12th May, 1913, for a return showing the names and purposes of the several Commissions created by legislation or Orders in Council since October 12, 1911; the names of the members of the several commissions, with their respective salaries and remuneration; the names of commissions still in existence; and the names of commissions created since October 12, 1911, which have ceased to exist. Presented March 9, 1914.—*Mr. Oliver.*.....*Not printed.*
- 91f.** Return to an Order of the House of the 9th February, 1914, for a return showing the number and particulars of Commissions appointed or issued under the Inquiries Act since October 1, 1911, the purpose or object thereof, the name of the Commissioner or Commissioners, and the cost of each to the present time. Presented May 29, 1914.—*Mr. Maclean (Halifax).*.....*Not printed.*

---

**CONTENTS OF VOLUME 28—Continued.**

- 92.** Partial Return to an Order of the House of the 28th April, 1913, for a return showing all those who have been holding investigations within the judicial district of Three Rivers, since October 15, 1911, to date, in reference to the conduct of men holding offices from the Dominion Government, the place where each investigation was held, the amount paid to each investigator in each case; the names of the solicitors employed in each case, the post office addresses, and the amount paid in each case to the solicitor. Presented January 22, 1914.—*Mr. Bureau*.....*Not printed.*
- 93.** Return to an Order of the House of the 26th March, 1913, for a return showing whether the Government paid or intends to pay fees and disbursements of the witnesses summoned by the commissioners appointed by it in the County of Lévis, to hold inquiries on the conduct of public officers whose dismissal had been requested; the amounts which have been paid and to whom, and the sum remaining to be paid for the same purpose. Presented January 23, 1914.—*Mr. Bourassa*.....*Not printed.*
- 93a.** Partial Return to an Order of the House of the 4th June, 1913, for a return showing the total expenditure to date by the present administration in connection with the investigation of charged partisan conduct against officials. Presented January 23, 1914.—*Mr. Sinclair* .....*Not printed.*
- 93b.** Partial Return to an Order of the House of the 7th May, 1913, for a return showing in detail the names of witnesses summoned by Commissioner H. P. Duchemin in connection with all investigations held by him in the counties of North Cape Breton and Victoria, South Cape Breton, Inverness and Antigonish, Nova Scotia, and the amounts paid in each such case. Presented January 23, 1914.—*Mr. Carroll*.....*Not printed.*
- 93c.** Return to an Order of the House of the 9th April, 1913, for a return showing in detail the expenditure incurred since October 11, 1911, in connection with investigations held in Bonaventure County by commissioners appointed by the Departments of the Post Office, Customs, and Marine and Fisheries into charges made against employees of said departments of offensive political partisanship, together with the names and amounts paid to each of said commissioners in each investigation, as well as details of amounts paid to witnesses and others. Presented January 23, 1914.—*Mr. Marcil*.....*Not printed.*
- 93d.** Return to an Order of the House of the 26th February, 1913, for a copy of all statements of account for salary or remuneration to the commissioner, and his expenses for witness fees, and all other expenses in connection with the investigation by Commissioner Duchemin, of the following, persons in the County of Guysboro, Nova Scotia namely:—
- H. L. Tory, fishery officer, Guysboro.
  - John W. Davis, fishery officer, Guysboro.
  - Patrick Shea, postmaster, Tompkinsville.
  - John M. Rogers, postmaster, East Roman Valley.
  - James Bowles, postmaster, Alder River.
  - Abner M. Carr, postmaster, St. François Harbour.
  - Everett Hadley, postmaster, Oyster Ponds.
  - Parker S. Hart, postmaster, Lower Manchester.
  - S. M. Ferguson, preventive officer, Oyster Pond.
  - Robert Hendsbee, postmaster, Half Island Cove.
  - A. B. Cox, Manager Reduction Works, Canso.
  - Edward Kelly, engineer, Reduction Works, Canso.
  - D. S. Hendsbee, weigher, Reduction Works, Canso.
  - Alx. Roberts, postmaster, Canso.
  - David Sutherland, caretaker, Canso.
  - Henry Hanlon, chief engineer, Hatchery, Canso.
  - Thos. Sullivan, assistant engineer, Canso.
  - W. G. Matthew, cockswain life-boat, Canso.
  - Patrick Ryan, assistant cockswain life-boat, Canso.
  - M. McCutcheon, postmaster, Sonora.
  - Stanley McCutcheon, preventive officer, Sonora.
  - Freeman Pride, lightkeeper, Sonora.
  - David Reid, fishery officer, Port Hillford.
  - L. M. Pye, customs officer, Liscomb.
  - Stanley Hemlow, lightkeeper, Liscomb.
  - W. H. Hemlow, keeper storm drum, Liscomb.
  - R. Couroy, postmaster, Country Harbour.
  - John Milward, postmaster, Stormont.
  - A. W. Salsman, postmaster, Lower Country Harbour.
  - W. B. Harris, postmaster, Whitehead.
  - E. L. Munro, customs officer, Whitehead.
  - W. L. Munro, lightkeeper, Whitehead.
  - Patrick Conway, lightkeeper, Whitehead.
  - H. P. Munro, cockswain life-boat, Whitehead.
  - Levi Munro, harbour master, Whitehead.
  - William McKinnon, postmaster, Erinville.

---



---

**CONTENTS OF VOLUME 28—Continued.**

J. H. McMillan, manager hatchery, Isaac's Harbour.  
 Sanford Langley, postmaster, Isaac's Harbour North.  
 Fred. E. Cox, engineer lobster hatchery, Isaac's Harbour.  
 Simon Hodgson, assistant engineer, Isaac's Harbour.  
 Arch'bal'd Brass, postmaster, L. New Harbour.  
 Parker Sangster, postmaster, New Harbour West.  
 William Gerrior, customs officer, Larry's River.  
 James M. Webber, lightkeeper, Torbay Point.  
 W. A. Hattie, preventive officer, Mulgrave.  
 J. F. Reeves, postmaster, Mulgrave.  
 John P. Meagher, foreman deck-hand, Mulgrave.  
 Philip H. Ryan, Intercolonial Railway employee, Mulgrave.  
 Alex. Wilkinson, Intercolonial Railway employee, Mulgrave.  
 Alex. McInnis, car inspector, Mulgrave.  
 Frank Fougere, postmaster, Port Felix.  
 Sam. Smith, postmaster, Port Felix, West.  
 Captain Freeman Myers, postmaster, Cole Harbour.  
 George Taylor, postmaster, Beekerton.  
 Stephen C. Richard, lightkeeper, Charlo's Cove. Presented January 26, 1914.—*Mr. Sinclair* . . . . . *Not printed.*

- 936.** Supplementary Return to an Order of the House of the 7th May, 1913, for a return showing in detail the names of witnesses summoned by Commissioner H. P. Duchemin in connection with all investigations held by him in the Counties of North Cape Breton and Victoria, South Cape Breton, Inverness and Antigonish, Nova Scotia, and the amounts paid in each such case. Presented February 10, 1914.—*Mr. Carroll* . . . . . *Not printed.*
- 937.** Return to an Order of the House of the 9th December, 1912, for a return showing when H. P. Duchemin, of Sydney, Nova Scotia, was appointed commissioner to hold investigations, the number of investigations held since his appointment, names of officials investigated, if evidence and report in each investigation has been forwarded by Mr. Duchemin to the department interested, if not, in what cases has no evidence and report been submitted, salary or remuneration received in each case, and amount paid for travelling expenses in each case. Presented February 10, 1914.—*Mr. Carroll* . . . . . *Not printed.*
- 938.** Return to an Order of the House of the 23rd February, 1914, for a return showing the expenditures by the Intercolonial Railway in connection with all the inquiries and investigations held by H. P. Duchemin, concerning any and all employees of the Department of Railways and Canals, or of the Intercolonial Railway, for any cause whatever, and relating to any complaints or charges, or to any matter of whatsoever nature, giving in detail the items of all accounts or bills of or payments to the said H. P. Duchemin in connection with same, during the years 1912, 1913, and for the year 1914 to date; together with a statement showing the total amounts paid in each specified investigation and the total paid in each year, for the whole period to the said H. P. Duchemin. Presented March 5, 1914.—*Mr. Emmerson* . . . . . *Not printed.*
- 937.** Supplementary Return to an Order of the House of the 7th May, 1913, for a return showing in detail the names of witnesses summoned by Commissioner H. P. Duchemin in connection with all investigations held by him in the Counties of North Cape Breton and Victoria, South Cape Breton, Inverness and Antigonish, Nova Scotia, and the amounts paid in each such case. Presented March 17, 1914.—*Mr. Carroll* . . . . . *Not printed.*
- 934.** Return to an Order of the House of the 23rd March, 1914, for a return showing in detail the expenses and cost of an inquiry or investigation held by Commissioner Adair, under the authority of the Department of Railways and Canals, into the affairs of the Electrical Branch of the Intercolonial Railway at Moncton, and the conduct of John W. Gaskin and others, in relation to their services in said branch or otherwise, held during the year 1912; together with the names of the commissioner, the agents, attorneys, counsel, constables, police officers, detectives, witnesses or other persons in connection with said inquiry; the number of days consumed and paid for in the conduct thereof, and the services rendered by each person in connection therewith; and a detailed statement of the sum or sums of money paid to each party therefor, at what rate and, the amounts paid to each witness sworn and in attendance or otherwise, together with a copy of all bills, claims or accounts rendered in connection with said inquiry, and of all vouchers for moneys paid, by whom paid and to whom; with a copy of all letters or other correspondence relating to the appointment of a commissioner, and of counsel to be engaged or other officers employed, and relating to the compensation to be paid for services, and in connection with any of said bills, accounts, payments and vouchers, with a statement or summary of the total cost of said investigation, showing the number of railway employees called as witnesses, the witness fees allowed and paid them, and the cases in which their time respectively was not allowed them while absent to give such evidence, and the cases to which such time was allowed and no deduction made from their wages or salaries for the period of their absence in attendance at such inquiry as such witnesses respectively. Presented May 13, 1914.—*Mr. Emmerson* . . . . . *Not printed.*

---



---

 CONTENTS OF VOLUME 28—*Continued.*

94. Return to an Order of the House of the 9th December, 1912, for a return showing how many citizens of the United States have been employed by the Government since November 1, 1911, in what department employed, their names and occupations and salary paid to each, and also, the number appointed under section 21 of the Civil Service Act. Presented January 24, 1914.—*Mr. Murphy*.....*Not printed.*
95. Return to an Order of the House of the 23rd April, 1913, for a copy of all letters, telegrams, papers and documents in any way relating to the purchase of property at Long Beach St. Mary's, Digby County, N.S., for a lobster pond. Presented January 23, 1914.—*Mr. Law*.....*Not printed.*
96. Return to an Order of the House of the 24th February, 1913, for a copy of all requests, petitions, &c., made to the Government, or any department thereof, by the residents of Mira, County of Cape Breton, for subsidies for boats, wharf accommodations, or increased facilities on the Mira river. Presented January 23, 1914.—*Mr. Carroll*.....*Not printed.*
97. Return to an Order of the House of the 7th May, 1913, for a copy of all reports, correspondence, telegrams and other documents in the custody or control of the Militia Department or the Railway Department, concerning matters brought to the attention of the Militia Department by B. A. Ingraham, of Sydney, N.S., with reference to the transportation of the Sydney militia over the Intercolonial Railway in the year 1912. Presented January 23, 1914.—*Mr. Carroll*.....*Not printed.*
98. Medical inspection of immigrants at port of entry in Canada.—(*Senate*).....*Not printed.*
99. Public health service, several branches of R.S. engaged in.—(*Senate*).....*Not printed.*
100. Proposed harbour at Skinner's Pond—Surveys made for, &c.—(*Senate*).....*Not printed.*
101. Investigation held in 1912 *re* dredging operations in British Columbia.—(*Senate*).....*Not printed.*
- 101a. Investigation held by Mr. Wilson, B.C., against Captain Murdock Young.—(*Senate*).....*Not printed.*
102. Quantities of wheat by grades received at elevators at Fort William.—(*Senate*).....*Not printed.*
103. Projected railway or highway bridge over the Restigouche River, N.B. Presented January 26, 1914.—*Mr. Marcil*.....*Not printed.*
104. Relating to the employees of the different departments at Ottawa, the provinces, and territories, &c. Presented January 26, 1914.—*Mr. Wilson (Laval)*.....*Not printed.*
- 104a. Return to an Order of the House of the 11th December, 1912, for a return showing for each department of the Civil Service, the names, ages, offices and salaries of such persons employed either in the inside or outside divisions thereof, and of such persons not in the Civil Service employed by the Government in any department since the 10th October, 1911; and in cases where no commission of investigation was appointed, as have been removed from office by dismissal, superannuation or otherwise, specifying in each case the manner of, and grounds for such removal, and the length of notice given to the person removed, and the amount of superannuation or gratuity granted, if any; also showing the name, age, office and salary or remuneration of any and every person appointed to the Civil Service in the place of, or as a consequence of any such removal. Presented January 26, 1914.—*Mr. Murphy*.....*Not printed.*
- 104b. Partial Return to an Order of the House of the 11th December, 1912, for a return showing for each department of the Civil Service, the names, ages, offices and salaries of such persons employed either in the inside or outside divisions thereof, and of such persons not in the Civil Service employed by the Government in any department since the 10th October, 1911; and in cases where no commission of investigation was appointed, as have been removed from office by dismissal, superannuation or otherwise, specifying in each case the manner of, and grounds for such removal, and the length of notice given to the person removed, and the amount of superannuation or gratuity granted, if any; also showing the name, age, office and salary or remuneration of any and every person appointed to the Civil Service in the place of, or as a consequence of any such removal. Presented February 10, 1914.—*Mr. Murphy*.....*Not printed.*
- 104c. Further Supplementary Return to an Order of the House of the 11th December, 1912, for a return showing for each department of the Civil Service, the names, ages, offices and salaries of such persons employed either in the inside or outside divisions thereof, and of such persons not in the Civil Service employed by the Government in any department since the 10th October, 1911; and in cases where no commission of investigation was appointed, as have been removed from office by dismissal, superannuation or otherwise, specifying in each case the manner of, and grounds for such removal, and the length of notice given to the person removed, and the amount of superannuation or gratuity granted, if any; also showing the name, age, office and salary or remuneration of any and every person appointed to the Civil Service in the place of, or as a consequence of any such removal. Presented March 10, 1914.—*Mr. Murphy*.....*Not printed.*

---



---

 CONTENTS OF VOLUME 28—Continued.

- 104d.** Return to an Order of the House of the 23rd February, 1914, for a return showing the total number of officials and employees in the Department of Public Printing and Stationery on February 1, 1914; and the increase in wages granted to the several groups of employees during the year 1913. Presented March 18, 1914.—*Mr. Murphy.*  
*Not printed.*
- 104c.** Return to an Order of the House of the 23rd February, 1914, for a return showing how many persons have been appointed to positions in the inside Civil Service since October 10, 1911, who had not passed the public competitive examination held by the Civil Service Commission in May and November of each year.  
2. How many of such persons were appointed in each department. Presented March 23, 1914.—*Mr. Murphy.* .....*Not printed.*
- 104f.** Return to an order of the House of the 4th March, 1914, for a return showing how many persons have been appointed to the Inside Service of the Post Office Department by the present Government, with the names of the appointees, the grade each of them was appointed to, and the salary in each case; how many of these appointees passed the Civil Service examination, and how many did not do so, with the names in each case. Presented April 1, 1914.—*Mr. Proulx.* .....*Not printed.*
- 104g.** Further Supplementary Return to an Order of the House of 11th December, 1912, for a return showing for each department of the Civil Service, the names, ages, offices and salaries of such persons employed either in the inside or outside divisions thereof, and of such persons not in the Civil Service employed by the Government in any department since the 10th October, 1911; and in cases where no commission of investigation was appointed, as have been removed from office by dismissal, superannuation or otherwise, specifying in each case the manner of, and grounds for such removal, and the length of notice given to the person removed, and the amount of superannuation or gratuity granted, if any; also showing the name, age, office and salary or remuneration of any and every person appointed to the Civil Service in the place of, or as a consequence of any such removal. Presented April 2, 1914.—*Mr. Murphy.* .....*Not printed.*
- 104h.** Return to an Order of the House of the 2nd April, 1914, for a return showing how many certificates for promotion have been asked from the Civil Service Commissioners since the 31st March, 1913; how many of such certificates have been refused, and to whom, and the reasons given in each case for such refusal. Presented April 16, 1914.—*Mr. Carroll.* .....*Not printed.*
- 104i.** Return to an Order of the House of the 30th March, 1914, for a return showing the salary of each deputy minister; the number of clerks or employees under each of the deputy ministers, or over whose work the deputy is supposed to exercise supervision; the salary of the Customs Commissioner, and length of time employed. Presented April 23, 1914.—*Mr. Chisholm (Inverness).* .....*Not printed.*
- 105.** Return called for by Section 88, of Chapter 62, Revised Statutes of Canada, requiring that the Minister of the Interior shall lay before Parliament, each year, a return of liquor brought from any place out of Canada into the Territories by special permission in writing of the Commissioner of the Northwest Territories. Presented by Hon. Mr. Roche, January 27, 1914 .....*Not printed.*
- 106.** Copy of the Seventh Joint Report of the Commissioners for the Demarcation of the Meridian of the 141st Degree of West Longitude. Presented by Hon. Mr. Roche, January 28, 1913. ....*Not printed.*
- 107.** Return showing lands sold by the Canadian Pacific Railway Company during the year which ended on the 1st October, 1913. Presented by Hon. Mr. Roche, January 28, 1914.  
*Not printed.*
- 108.** Regulations relating to the Parcel Post Service, 1914. Presented by Hon. Mr. Pelletier, January 28, 1914. ....*Not printed.*
- 109.** Report of the proceedings of the Commissioners of Internal Economy of the House of Commons for 1912-1913, pursuant to Rule 9. Presented by His Honour the Speaker, February 2, 1913 .....*Not printed.*
- 110.** Return of Orders in Council which have been published in the *Canada Gazette* between the 1st October, 1912, and 30th November, 1913, in accordance with the provisions of "The Forest Reserves and Park Act," Section 19, of Chapter 10, 1-2 George V. Presented by Hon. Mr. Roche, February 2, 1914. ....*Not printed.*
- 110a.** Return of Orders in Council which have been published in the *Canada Gazette*, between the 1st October, 1912, and 30th November, 1913, in accordance with the provisions of Section 5 of "The Dominion Lands Survey Act," Chapter 21, 7-8 Edward VII.  
*Not printed.*
- 110b.** Return of Orders in Council which have been published in the *Canada Gazette*, between 1st October, 1912, and 30th November, 1913, in accordance with the provisions of Section 77 of "The Dominion Lands Act," Chapter 20 of the Statutes of Canada, 1908.  
*Not printed.*



---



---

 CONTENTS OF VOLUME 28—*Continued.*

- 110c.** Return of Orders in Council which have been published in the *Canada Gazette* and in the *British Columbia Gazette*, between 1st October, 1912, and 30th November, 1913, in accordance with provisions of subsection (d) of Section 38 of the regulations for the survey, administration, disposal and management of Dominion lands within the 40-mile railway belt in the Province of British Columbia. Presented by Hon. Mr. Roche, February 2, 1914. . . . . *Not printed.*
- 110d.** Return of copies of all Orders in Council, plans, papers and correspondence which are required to be presented to the House of Commons, under a resolution passed on the 20th February, 1882, since the date of the last return, under such resolution. Presented by Hon. Mr. Roche, January 28, 1914. . . . . *Not printed.*
- 110e.** Return to an Order of the House of the 9th February, 1914, for a copy of all letters, papers, homestead inspector's reports, declarations and of all other documents connected in any way with the entry and cancellation proceedings against the homestead entry of James Bruce for the southeast quarter section 36, in township 49, range 27, West second meridian. Presented March 6, 1914.—*Mr. Neely.* . . . . . *Not printed.*
- 110f.** Return to an Order of the House of the 9th February, 1914, for a copy of all papers in connection with the disposition of the S.E. ¼, section 16, township 25, range 5, West fifth meridian. Presented March 10, 1914.—*Mr. Oliver.* . . . . . *Not printed.*
- 110g.** Return to an Order of the House of the 16th February, 1914, for a copy of all papers in connection with the S.W. ¼, 23-16-12 W, 3 M. Presented March 10, 1914.—*Mr. Knowles.* . . . . . *Not printed.*
- 110h.** Return to an Order of the House of the 16th February, 1914, for a copy of all papers in connection with the N.E. ¼-22-11-5-W, 3 M. Presented March 23, 1914.—*Mr. Knowles.* . . . . . *Not printed.*
- 110i.** Return to an Order of the House of the 2nd February, 1914, for a copy of all letters, telegrams and papers concerning coal lands situate in 28-19, 27-18, 27-17 and 28-18 West of the fourth meridian. Presented April 21, 1914.—*Mr. Buchanan.* . . . . . *Not printed.*
- 110j.** Supplementary Return to an Order of the House of the 16th February, 1914, for a copy of all papers in connection with the N.E. ¼-22-11-5 W, 3 M. Presented May 5, 1914.—*Mr. Knowles.* . . . . . *Not printed.*
- 110k.** Return to an Address to His Royal Highness the Governor General of the 20th April, 1914, for a copy of all documents, letters, telegrams, papers, Orders in Council and agreements of sale, in connection with the sale by the Government of Canada of the following lands in the railway belt in British Columbia, viz.: Townships 23 and 24, range 18; townships 23 and 24, range 19; townships 24 and 25, range 20; townships 25, 26 and 27, range 21; townships 26 and 27, range 22, all West of the fifth meridian. Presented May 18, 1914.—*Mr. Buchanan.* . . . . . *Not printed.*
- 110l.** Return to an Order of the House of the 27th April, 1914, for a copy of all letters, telegrams, &c., in the Department of the Interior in connection with the N.W. ¼ section 20-4, range 16 west of the second meridian. Presented May 18, 1914.—*Mr. Turriff.* . . . . . *Not printed.*
- 110m.** Return to an Order of the House of the 27th April, 1914, for a copy of all papers, letters, telegrams, &c., in possession of the Department of the Interior in connection with the N-½-1-3-16-W, 2-M. Presented May 18, 1914.—*Mr. Turriff.* . . . . . *Not printed.*
- 111.** Correspondence between the Imperial Government and the Government of Canada, and other documents, relating to Imperial Naturalization. Presented by Hon. Mr. Doherty, February 4, 1914 . . . . . *Not printed.*
- 111a.** Return to an Order of the House of the 2nd February, 1914, for a copy of all correspondence and documents, or other information, as to the passage of an Act in Great Britain and the different Dominions, providing for uniformity of the Naturalization Law. Presented February 18, 1914.—*Mr. Macdonald.* . . . . . *Not printed.*
- 112.** Account of the average number of men employed on the Dominion Police Force during each month of the year 1913, and of their pay and travelling expenses, pursuant to Chapter 92, section 6, subsection 2, of the Revised Statutes of Canada. Presented by Hon. Mr. Doherty, February 5, 1914. . . . . *Not printed.*
- 113.** Copy of Agreement between the Government of Canada and the Royal Mail Steam Packet Company, for a steamship service between Canada and the British West Indies. Presented by Hon. Mr. Foster, February 9, 1914. . . . . *Not printed.*
- 114.** Return to an Order of the House of the 2nd February, 1914, for a return showing what changes have been made in the original scheme for terminals of the Transcontinental Railway at the city of Quebec; the estimated cost of the former; the estimated cost of the said terminals under the present scheme. Presented February 10, 1914.—*Mr. Graham.* . . . . . *Not printed.*

## CONTENTS OF VOLUME 28—Continued.

- 114<sup>a</sup>. Return to an Address to His Royal Highness the Governor General of the 23rd February, 1914, for a copy of all correspondence between the National Transcontinental Railway Commissioner and the Minister of Railways, and between the National Transcontinental Railway Commissioner and the Canadian Pacific Railway regarding the Joint Terminals at Quebec; also a copy of the Order in Council regarding joint terminals at Quebec, and of the final agreement regarding same. Presented March 16, 1914.—*Mr. Graham.*  
*Not printed.*
- 114<sup>b</sup>. Return to an Order of the House of the 16th March, 1914, for a copy of all contracts by the Department of Railways or the Transcontinental Railway Commission with the Canadian Pacific Railway Company with regard to the establishment of a joint station at the Palais, city of Quebec, and of all correspondence with regard to the same. Presented March 20, 1914.—*Sir Wilfrid Laurier.* .....*Not printed.*
115. Return to an Order of the House of the 9th December, 1912, for a return showing the number of commissioners appointed by the Government since October 10, 1911, to hold investigations, giving their names, the amount paid to each commissioner up to November 21, 1912, the number of the said commissioners still under pay, with their names. Presented February 10, 1914.—*Mr. Murphy.* .....*Not printed.*
116. Return to an Order of the House of the 31st March, 1913, for a copy of all papers, documents, correspondence, &c., relating to requests for the temporary suspension of the application of the dumping clause of the Customs Tariff Act in reference to wire rods or any other products or articles, made to Department of Customs, or the Department of Finance, since November 1, 1911. Presented February 10, 1914.—*Mr. Maclean (Halifax)* .....*Not printed.*
117. Return to an Order of the House of the 20th January, 1913, for a copy of all proposals, offers, agreements, reports, estimates, letters, telegrams and of all other communications or documents in the possession of the Department of Railways and Canals, or of the Prime Minister of Canada, or of any other department of the Government, filed with said department or any of them, since the first day of January, 1910, relating to or in any way appertaining to the question or proposal of acquiring any or all, or any one of the lines of railways connecting with the Intercolonial Railway along its line, and serving as a feeder or feeders of said railway, either by lease, purchase or otherwise, also of all proposals, offers, requests, applications, petitions, memorials, or other documents, and of all letters, telegrams and other communications and correspondence, relating to or in any manner appertaining to the acquisition by any Railway company of running rights, so called, or the securing of a leasehold or other interest involving the rights by any Railway company to operate its trains over the rails of the Intercolonial Railway, together with a copy of all answers, letters, telegrams, correspondence and reports relating thereto, on the files of the Department of Railways and Canals, or of the Prime Minister, or of any Department of the Government. Presented February 10 1914.—*Mr. Emmerson* .....*Not printed.*
- 117<sup>a</sup>. Return to an Order of the House of the 2nd February, 1914, for a copy of all correspondence, memorials, petitions, engineers' reports and other documents exchanged by or on behalf of the proprietors of the Quebec Oriental Railway and the Atlantic, Quebec and Western Railway, and the Department of Railways and Canals, since last session, with the view of the acquisition by the Government of these roads as branch lines or feeders of the Intercolonial Railway. Presented March 6, 1914.—*Mr. Marcell (Bonaventure).*  
*Not printed.*
- 117<sup>b</sup>. Return to an Order of the House of the 9th February, 1914, for a copy of all letters, telegrams, petitions, reports, correspondence and other documents on file in any Department of the Government, or in the possession of any member of the Government, relating to, or in any manner connected with, the proposal to have a spur line or siding to connect the new public wharf at Sackville, N.B., with the Intercolonial Railway at that place, and of all letters, telegrams and other correspondence passed between any person or persons and any member of the Government. Presented March 11, 1914.—*Mr. Emmerson* .....*Not printed.*
- 117<sup>c</sup>. Return to an Order of the House of December 9, 1912, for a copy of the report made by Mr. Tessier to the Department of Railways and Canals on a proposed line of railway from Orangedale to Cheticamp in the County of Inverness, N.S.; and also all petitions, memorials and correspondence referring to the proposed line of railway. Presented March 17, 1914.—*Mr. Chisholm (Antigonish).* .....*Not printed.*
- 117<sup>d</sup>. Return to an Order of the House of the 23rd March, 1914, for a copy of all petitions, correspondence, engineers' reports of surveys and of all other reports on file, referring to a proposed diversion of the Intercolonial Railway from, at or near Linwood Station, through the districts of Linwood, Cape Jack and to village of Harbour au Bouché; and more particularly of the petitions and reports relating to such diversion filed in or about the years 1887 and 1891. Presented April 7, 1914.—*Mr. Chisholm (Antigonish).*  
*Not printed.*

---



---

 CONTENTS OF VOLUME 28—*Continued.*

- 117e.** Return to an Order of the House of the 23rd March, 1914, for a return showing the names of the successful contractors, with the particulars of their schedule prices respectively, on the contracts awarded by the Intercolonial Railway for the work of double tracking from Chaudiere Curve to St. Romuald, Quebec, and the division line from Nelson to Derby Junction, New Brunswick, and the division or spur line from North Sidney to Leitch's Creek, Nova Scotia, with a copy of the reports, correspondence and recommendations relating to the awarding of said tenders or contracts respectively, and also showing the estimate of cost of said works respectively. Presented April 15, 1914.—*Mr. Emmerson* .....*Not printed.*
- 117f.** Return to an Order of the House of the 16th March, 1914, for a copy of all memoranda, instructions and authorizations issued by the Minister of Railways and Canals since October 11, 1911, relating to the eliminating of the present grades and replacing the light bridges with heavier steel structure on the Intercolonial Railway; and of all memoranda, recommendations and reports made by Mr. F. P. Guntelius or the Board of Management of the Intercolonial Railway thereon. Presented May 6, 1914.—*Mr. Kyte*.  
*Not printed.*
- 118.** Memorandum of special claim on behalf of Prince Edward Island in respect to representation in the House of Commons. Presented by Hon. Mr. Foster, February 10, 1914.  
*Printed for distribution and sessional papers.*
- 118a.** Memorandum on behalf of Nova Scotia, New Brunswick and Prince Edward Island, claiming the right to have their original representation in the House of Commons restored. Presented by Hon. Mr. Foster, February 10, 1914.  
*Printed for distribution and sessional papers.*
- 119.** Copy of the proceedings and resolutions adopted at the last Interprovincial Conference. Presented by Hon. Mr. Foster, February 10, 1914.  
*Printed for distribution and sessional papers.*
- 119a.** Minutes of the Proceedings in Conference of the representatives of the Provinces, October, 1913. Presented by Hon. Mr. Borden, March 11, 1914.....*Not printed.*
- 120.** Return to an Order of the House of the 2nd June, 1913, for a copy of the application of Pacific Leroux for damages sustained by removal of a bridge on the Soulanges Canal, and of all reports and correspondence on the same. Presented February 12, 1914.—*Sir Wilfrid Laurier* .....*Not printed.*
- 121.** Return to an Order of the House of the 20th January, 1913, for a copy of all plans, proposals, diagrams, specifications, reports, surveys, requests, correspondence, letters, telegrams and of all other communications and documents in possession of the Department of Railways and Canals, relating or in any wise appertaining to the proposed steam ferry service for all seasons of the year between the mainland of New Brunswick, or of Nova Scotia, and Prince Edward Island, whereby a connection could be made between the Intercolonial Railway and the Prince Edward Island Railway, by the transfer of railway cars over and across the waters of the Straits of Northumberland by means of said proposed ferry, together with a statement of all estimates and figures as to the total cost of the installation of such ferry, and the items of said estimate or estimates in detail. Presented February 12, 1914.—*Mr. Emmerson*.....*Not printed.*
- 121a.** Return to an Order of the House of the 11th December, 1912, for a copy of all letters, telegrams and other documents relative to the establishment of a car ferry between Prince Edward Island and the mainland, of the report or reports of any engineers or experts in regard to the said proposal, and of their estimates of the cost thereof, the advertisement calling for tenders therefor, and a copy of any plans, conditions or proposed specifications therefor, or in regard thereto, and of any tenders received in response to said advertisement, of the reports, if any, of any officials in regard thereto, and of all data in possession of the Department in respect of said project. Presented February 12, 1914.—*Mr. Macdonald*.....*Not printed.*
- 122.** Return to an Order of the House of the 2nd February, 1914, for a return showing the total amount of liability in the form of temporary loans on the last day of each month during the period between the 1st day of May, 1913, and December 31, 1913, together with, in each case, the rate of interest paid upon said amounts during the same periods. Presented February 12, 1914.—*Mr. Maclean (Halifax)*.....*Not printed.*
- 123.** Report of the Royal Commission appointed to investigate the construction of the National Transcontinental Railway, together with the evidence taken and exhibits filed before the said commission. Presented by Hon. Mr. Cochrane, February 12, 1914.  
*Printed for distribution and sessional papers.*
- 123a.** Return to an Order of the House of the 23rd February, 1914, for a copy of the assignment by M. P. and J. T. Davis in September, 1909, of contracts numbers 16 and 17 on the National Transcontinental Railway to O'Brien, Fowler and McDougall, and of the Transcontinental Commissioner's approval thereof, in the said month of September, 1909. Presented March 4, 1914.—*Mr. Graham*.....*Not printed.*

---



---

**CONTENTS OF VOLUME 28—Continued.**

- 123b.** Return to an Order of the House of the 15th February, 1914, for a copy of the contract with Mr. Joseph Gosselin for the locomotive and car shops at St. Malo, and of all telegrams, letters and correspondence between the Department and Mr. W. J. Press, mechanical engineer, or the chief engineer, with regard to change of the price of \$5 cents per cubic yard for common excavation to the price of \$2.50 per cubic yard for frozen earth. Presented March 11, 1914.—*Mr. Graham*.....*Not printed.*
- 123c.** Return to an Address to His Royal Highness the Governor General of the 16th February, 1914, for a copy of all papers in any way relating to the tender, original contract, and amended contract of Mr. Joseph Gosselin for the locomotive and car shops at St. Malo, Quebec, together with a copy of the advertisements for tenders, the specifications, the contract, the amended contract, reports of engineers, recommendations to Council, Orders in Council, letters, telegrams, minutes or reports of interviews, and of all other documents referring in any way to the said contract or the amendment thereof. Presented March 11, 1914.—*Mr. Graham*.....*Not printed.*
- 123d.** Return to an Address to His Royal Highness the Governor General of the 23rd February, 1914, for a copy of all correspondence in connection with the appointment of Messrs. Lynch-Staunton and Gutelius as commissioners to investigate the cost of construction of the Eastern division of the National Transcontinental Railway, and also of the Order in Council appointing them. Presented March 12, 1914.—*Mr. Graham*.....*Not printed.*
- 123e.** Return to an Order of the House of the 23rd February, 1914, for a copy of the report of Geo. S. Hodgins, of New York, regarding the Transcona shops of the Transcontinental Railway, dated June 10, 1912. Presented March 19, 1914.—*Mr. Graham*.....*Not printed.*
- 123f.** Return to an Order of the House of the 23rd March, 1914, for a copy of all plans and profiles designed by the engineers, in connection with the intended construction of the Transcontinental Railway from a point called Ste. Claire, County of Dorchester, between the twentieth and thirtieth miles, east of the Quebec Bridge, going through the parishes of St. Malachie, Standon, Cranbourne, Ste. Germaine and Ste. Justine, passing through the townships of Panet, Rolette and Valois, towards Ste. Perpetue, on the 105th mile east of the Quebec bridge, and of all the information and reports on the nature of land, timber and minerals of the places through which the engineers have been, showing also how much the railway would have cost per mile had it been built in that part of the country. Presented April 7, 1914.—*Mr. Scrigny*.....*Not printed.*
- 123g.** Return to an Order of the House of the 23rd March, 1914, for a copy of all correspondence, messages, petitions, and other documents in connection with the choice of a site intended for the construction of a station at the village of St. Eleuthere, on the National Transcontinental Railway. Presented April 15, 1914.—*Mr. Lopointe (Kamouraska)*.....*Not printed.*
- 123h.** Return to an Order of the House for a return showing:—
1. What kind of coaling plants have been provided on the National Transcontinental Railway?
  2. How many have been provided?
  3. Where they have been constructed?
  4. If any tenders were called for them?
  5. The name and address of the lowest tenderer.
  6. From whom they were obtained and at what price? Presented April 15, 1914.—*Mr. Macdonald*.....*Not printed.*
- 124.** Return to an Address to His Royal Highness the Governor General, of the 2nd February, 1914, for a copy of all decisions of the Board of Railway Commissioners made on or after the 10th of October, 1911, on which appeals have been taken to the Governor in Council, and of all decisions given by the Governor in Council on such appeals. Presented February 13, 1914.—*Mr. Sinclair*.....*Not printed.*
- 125.** Return to an Order of the House of the 2nd February, 1914, for a copy of all rules and regulations made and passed by the Board, with the approval of the Minister, under the provisions of the Intercolonial and Prince Edward Island Railways Employees' Provident Fund Act, pursuant to section eight of said Act. Presented February 13, 1914.—*Mr. Emmerson*.....*Not printed.*
- 125a.** Return to an Order of the House of the 2nd February, 1914, for a return showing in detail the transactions and proceedings of the so-called Provident Fund Board from the 1st day of January, A.D., 1912, to date, with the names of applicants and their addresses and the nature of their employment, for retirement under the provisions of The Intercolonial and Prince Edward Island Railways Employees' Provident Fund Act, and a statement of the names so retired during that period, showing the amount of their respective retiring allowances, their respective terms of service, their respective ages, and the total of the fixed yearly charges upon the said fund made thereby; together

---



---

**CONTENTS OF VOLUME 28—Continued.**

- with a copy of all correspondence, letters, documents and other communications relating to such applications and retirements on file in the Railway Department either at Moncton or at Ottawa, and of all correspondence, letters, petitions or other communications addressed to and received by the Minister of Railways and Canals, the Department, or any official thereof, or any member of the Government from any member of Parliament, or other person charged with the responsibility of directing Government or railway patronage, or from any person or persons, club or association assuming to advise or direct with respect to any such patronage, and of all replies made to any such letters, petitions or other communications. Presented March 3, 1914.—*Mr. Emmerson* ..... *Not printed.*
- 126.** Return to an Order of the House of the 2nd February, 1914, for a return showing the amounts of receipts and expenditures on the Intercolonial Railway during the months of April, May and June, of 1913, respectively, giving separately the revenue from passenger trains, freight traffic, mails and express and miscellaneous revenue, respectively, with the total thereof during that period; also the same information respecting the corresponding months of 1912, with the total thereof for that period. Also a statement showing the working expenses or expenditure during months of April, May and June of 1913, respectively, giving separately the working expenses or expenditure on maintenance of way and structures, maintenance of equipment, traffic expenses, transportation expenses and general expenses; with the total thereof during that period; and also the same information respecting the corresponding months of 1912, with the total thereof for the same period; also a statement showing the cost of transporting freight per ton mile during the period named in the years 1912 and 1913. Presented February 13, 1914.—*Mr. Emmerson*..... *Not printed.*
- 126a.** Return to an Order of the House of the 4th March, 1914, for a return showing the total revenue of the Intercolonial Railway during the fiscal year 1912-1913, and the revenue from Campbellton and all stations east of Campbellton, and from those west thereof as far as Halifax, on the main line, including the branches east of Campbellton, Prince Edward Island Railway excluded. Presented March 17, 1914.—*Mr. Boulay*..... *Not printed.*
- 126b.** Return to an Order of the House of the 2nd February, 1914, for a return showing the total earnings of the Intercolonial Railway on Division 3 in connection with passenger traffic for the calendar years 1910, 1911, 1912 and 1913 respectively, and the monthly passenger traffic earnings for each of the said years; the total expenses or expenditures connected with the said passenger traffic on said division during the said years respectively; together with a statement showing the monthly passenger traffic expenses or expenditures connected with said passenger traffic for each of the months during the said years; and showing, in addition, the loss and surplus for each of said years and the months thereof respectively, in connection with the passenger traffic on said division 3 between St. John and Halifax; also a statement of the revenue and expenditures on the transactions connected with said passenger traffic over said division during the months of December, 1913, and January, 1914, separately; and also a statement showing the gross passenger earnings for December, 1912, and January, 1914, respectively, and the gross expenditures with the passenger traffic for the said months respectively; together with a copy of all reports, returns, letters and correspondence relating to the earnings, expenditures or losses or surpluses on said division either in connection with freight or passenger traffic. Presented April 7, 1914.—*Mr. Emmerson*.... *Not printed.*
- 127.** Return to an Order of the House of the 2nd February, 1914, for a return showing the names of the employees of all kinds on the Soulanges Canal in the section extending from the foot of the canal to the first bridge; with the functions of each of them, the salary thereto attached and the date of their hiring during the season of navigation. Presented February 13, 1914.—*Mr. Boyer*..... *Not printed.*
- 128.** Return to an Order of the House of the 3rd February, 1914, for a return showing:—
1. The names of all persons from whom land or property has been expropriated for right of way and station purposes in connection with the Dartmouth to Dean Settlement Branch of the Intercolonial Railway of Canada.
  2. The quantity of land or property so expropriated.
  3. The amount paid or offered to such person or persons for such land or property, in cases where payment or an offer has been made. Presented February 13, 1914.—*Mr. Maclean (Halifax)* ..... *Not printed.*
- 129.** Copy of the International Convention for the safety of human life at sea. Presented by Hon. Mr. Hazen, February 16, 1914,..... *Printed for distribution and sessional papers.*
- 129a.** Return to an Address to His Royal Highness the Governor General of the 2nd February, 1914, for a copy of all correspondence with the Imperial authorities, or any commercial bodies, on the subject of Safety of Life at Sea; and of the Order in Council appointing representatives of Canada on the International Conference on Safety of Life at Sea. Presented February 20, 1914.—*Sir Wilfrid Laurier*..... *Not printed.*

---



---

**CONTENTS OF VOLUME 28—Continued.**

- 130.** Return to an Order of the House of the 9th February, 1914, for a copy of all accounts, bills, receipts and vouchers in connection with the services of N. W. White, during 1912 and 1913, as commissioner to inquire into Indian lands in the Province of British Columbia. Presented February 17, 1914.—*Mr. Maclean (Halifax)*.....*Not printed.*
- 131.** Return to an Order of the House of the 2nd February, 1914, for a copy of all documents whatsoever relating to the investigation of a claim of Jean Ross or Joseph Ross, of Anqui, County of Rimouski, Province of Quebec, against the Intercolonial Railway, following an accident to a horse, which occurred on the 10th of December, 1906. Presented February 17, 1914.—*Mr. Boulay*.....*Not printed.*
- 132.** Copy of the Order in Council appointing a commission to investigate the cost of living. Presented February 17, 1914.—*Sir Wilfrid Laurier*.....*Not printed.*
- 133.** Statement of the population of Canada and its Provinces and Territories in the years 1871, 1881, 1891, 1901 and 1911, according to the census returns. Presented by Hon. Mr. Borden, February 17, 1914.....*Not printed.*
- 134.** Return to an Order of the House of the 9th February, 1914, for a copy of all protests, if any, by the Grand Trunk Pacific Railway Company, against changes in grades of the National Transcontinental Railway from Winnipeg eastward, and terminal facilities at Quebec; of all subsequent approvals of such changes, if any, by the Grand Trunk Pacific Railway Company, and of all correspondence on the above subject. Presented February 18, 1914.—*Sir W. Laurier*.....*Not printed.*
- 135.** Copy of Second Interim Report of the Royal Commission on the natural resources, trade and legislation of certain portions of His Majesty's Dominions, together with the Minutes of Evidence taken in Australia and New Zealand in 1913, in connection therewith. Presented by Hon. Mr. Foster, February 18, 1914.....*Not printed.*
- 136.** Return to an Order of the Senate dated 27th January, 1914, for a copy of the Annual Report made in January, 1913, by the Central Railway Company to the Railway Department.—(*Senate*) .....*Not printed.*
- 137.** Return to an Order of the Senate dated 27th January, 1914, for a copy of the Annual Report made by the Salisbury and Albert Railway Company to the Railway Department.—(*Senate*) .....*Not printed.*
- 138.** Return to an Order of the House of the 9th February, 1914, for a copy of all correspondence and documents in reference to the matter submitted to Sir William Whyte by the Government, the Transcontinental Commission or the commission appointed to investigate the construction of the National Transcontinental Railway, between the Government or any member or official thereof, and any official of the Grand Trunk Pacific Railway Company; and also of all correspondence between any member or official of either the above named commissions and the Justice Department, concerning the said matter. Presented February 19, 1914.—*Mr. Graham*.....*Not printed.*
- 139.** Return to an Order of the House of the 16th February, 1914, for a return showing the names, salaries and grades of the private secretaries of the members of the Liberal Government on October, 1911; the names of the private secretaries employed from time to time by the members of the present Government, and the salary and grade of each. Presented February 19, 1914.—*Mr. Murphy*.....*Not printed.*
- 140.** Return to an Order of the House of the 9th February, 1914, for a return showing how many woollen industries are operated in the country; where situated, in which province, and in what city, town or village; the number of hands employed in each, and the output for each during 1913. Presented February 19, 1914.—*Mr. Verville*.  
*Not printed.*
- 141.** Return to an Order of the House of the 2nd February, 1914, for a return showing the number, location, and mileage of rural mail routes established in Bonaventure County from October, 1911, to date, if any; together with a copy of all applications, memorials, reports and correspondence generally on this matter. Presented February 23, 1914.—*Mr. Marcell (Bonaventure)* .....*Not printed.*
- 141a.** Return to an Order of the House of the 2nd February, 1914, for a return showing a tabulated statement of the number of rural mail delivery routes opened since 1911, including the number of boxes used; also the new mail delivery contracts necessitated by the establishment of said routes in each county, not already moved for. Presented February 23, 1914.—*Mr. Lemieux*.....*Not printed.*
- 141b.** Return to an Order of the House of the 19th February, 1914, for a return showing the number of rural mail delivery routes which have been established in Nova Scotia, and their names; and if any of the routes are provided with a daily service. Presented March 2, 1914.—*Mr. Sinclair*.....*Not printed.*

---



---

**CONTENTS OF VOLUME 28—Continued.**

- 141c.** Return to an Order of the House of the 18th February, 1914, for a copy of all documents, petitions, letters, telegrams, &c., exchanged between any one and the Post Office Department, in connection with the establishing of a rural mail service in the Parish of Sté. Marguerite de Blairfindie, County of St. Johns and Iberville, and of all documents, letters and telegrams, &c., relating to the contracts for the conveyance of rural mail in said parish. Presented April 29, 1914.—*Mr. Demers*.....*Not printed.*
- 141d.** Return to an Order of the House of the 20th April, 1911, for a return showing:—  
 1. Whether the rural postal delivery service has been started in the County of Quebec? If so, when and in what parishes of said county?  
 2. Whether public tenders have been advertised for such service? If so, when, how many were received and from whom, the amount of each tender, and what tender was accepted?  
 3. The price of the accepted tender, the name of the tenderer, the condition or conditions of payment, and the length of the contract. Presented April 30, 1914.—*Mr. Lachance* .....*Not printed.*
- 141e.** Return to an Order of the House of the 6th April, 1914, for a copy of all letters, petitions and documents relative to the establishment of a rural mail delivery route from New Glasgow through Mount William, Granton and Abercrombie, County of Pictou. Presented May 8, 1914.—*Mr. Macdonald* .....*Not printed.*
- 141f.** Return to an Order of the House of the 4th March, 1914, for a copy of all correspondence, telegrams, petition, recommendation and other documents relating to the establishment of the rural mail service in the parish of St. Theodore d'Acton. Presented May 16, 1914.—*Mr. Marcil (Bonaventure)* .....*Not printed.*
- 141 (g).** Return to an Order of the House of the 11th February, 1914, for a copy of all petitions, letters, telegrams and other papers relative to the establishment of rural mail delivery routes in the County of Pictou since January 1, 1912, together with the number of said routes, the carriers on each route, the tenders received in each case for the service, a copy of the correspondence in relation to said tenders and their acceptance, and the post offices closed or to be closed as the result of the establishment of said routes. Presented June 12, 1914.—*Mr. Macdonald*.....*Not printed.*
- 142.** Return to an Order of the House of the 2nd February, 1914, for a return showing what new post offices have been established in the County of L'Islet since 1911; the names of the officer in charge of each of them; the revenue brought; the expenses incurred by these offices, including the salary and fees of the postmaster and charges for the conveyance of the mails; if these officers have been asked for by petitions of the interested ratepayers, and if so, by whom; the quantity of letters and other postal matters that have passed through each of these offices since they have been established. Presented February 23, 1914.—*Mr. Lapointe (Kamouraska)*.....*Not printed.*
- 142a.** Return to an Order of the House of the 30th March, 1914, for a copy of all documents, papers, petitions, correspondence, reports, &c., in connection with the opening of a post office under the name of Giasson in the parish of St. Aubert, County of L'Islet. Presented April 22, 1914.—*Mr. Lapointe (Kamouraska)*.....*Not printed.*
- 143.** Return to an Order of the House of the 2nd February, 1914, for a return showing the names and addresses, with rank or occupation, of all persons who accompanied the Minister of Militia and Defence to the Old country and Europe during the summer of 1913, and whose expenses were paid wholly or in part by the Dominion Government, or who were paid salary or allowance during such time, with the amount paid to each person. Presented February 23, 1914.—*Mr. Carvell*.....*Not printed.*
- 144.** Return to an Order of the House of the 11th February, 1914, for a copy of all correspondence, telegrams and other papers to be found in the Department of the Naval Service in connection with the death and burial, at Montreal, of Joseph LeBlanc, a sailor on D.G.S. Canada. Presented February 23, 1914.—*Mr. Sinclair*.....*Not printed.*
- 145.** Return to an Order of the House of the 2nd February, 1914, for a copy of all tenders received for the construction of a salmon hatchery on Nipissiguit river, Gloucester County, N.B., and of the contract awarded. Presented February 23, 1914.—*Mr. Turgeon* .....*Not printed.*
- 146.** Return to an Order of the House of the 9th April, 1913, for a copy of all correspondence, telegrams, petitions, affidavits, certificates, reports, complaints and other documents, relating to the resignation of Mr. M. C. Blais, recruiting officer of the Department of Marine and Fisheries from the Government shipyards at St. Joseph de Sorel, and to the appointment of Mr. F. P. Vanasse to this office. Presented February 23, 1914.—*Mr. Cardin* .....*Not printed.*

---



---

**CONTENTS OF VOLUME 28—Continued.**

- 147.** Return to an Order of the House of the 9th February, 1914, for a copy of all correspondence, letters, telegrams, and other documents relating to industrial disputes during the year 1913, between the operators and employees of any of the companies operating coal mines on Vancouver Island, and disturbances arising out of the same; and of any correspondence, either before or since the year 1913, with respect to any of the said disputes. And in particular of all correspondence, letters, telegrams, and other documents to or from the Prime Minister, the Honourable the Minister of Labour or any of the officers of the Department of Labour, respecting attempts at conciliation in connection with these disputes, and to or from the Honourable the Minister of Militia, or any officers of the Department of Militia and the Honourable the Minister of Justice, or any officers of the Department of Justice, respecting the calling out and services of the militia in connection with said disputes; and a statement of the arrests made and of convictions, if any, for infringement of the laws. Also a copy of the evidence taken and reports of investigations made by the Honourable the Minister of Labour, Mr. Samuel Price, Commissioner appointed by the Department of Labour, and of the Deputy Minister of Labour; together with a detailed statement of the expenses of all such investigations and expenses otherwise incurred by any of the Departments of the Government in consequence of said disputes or difficulties arising out of same. Presented February 23, 1914.—*Sir W. Laurier*.....*Not printed.*
- 147a.** Return to an Address to His Royal Highness the Governor General of the 2nd February, 1914, for a copy of all correspondence, letters, telegrams and reports that have been exchanged between the Government and the strikers and operators of coal mines in British Columbia since the beginning of the strike until the present; also a copy of all Orders in Council in connection with said strike. Presented February 23, 1914.—*Mr. Verville* .....*Not printed.*
- 147b.** Supplementary Return to an Order of the House of the 9th February, 1914, for a copy of all correspondence, letters, telegrams, and other documents relating to industrial disputes during the year 1913, between the operators and employees of any of the companies operating coal mines on Vancouver Island, and disturbances arising out of the same; and of any correspondence, either before or since the year 1913 with respect to any of the said disputes. And in particular of all correspondence, letters, telegrams, and other documents to or from the Prime Minister, the Honourable the Minister of Labour or any of the officers of the Department of Labour, respecting attempts at conciliation in connection with these disputes, and to or from the Honourable the Minister of Militia, or any officers of the Department of Militia and the Honourable the Minister of Justice, or any officers of the Department of Justice, respecting the calling out and services of the militia in connection with said disputes; and a statement of the arrests made and of convictions if any, for infringement of the laws. Also a copy of the evidence taken and reports of investigations made by the Honourable the Minister of Labour, Mr. Samuel Price, Commissioner appointed by the Department of Labour, and of the Deputy Minister of Labour; together with a detailed statement of the expenses of all such investigations and expenses otherwise incurred by any of the Departments of the Government in consequence of said disputes or difficulties arising out of same. Presented February 24, 1914.—*Sir Wilfrid Laurier*.....*Not printed.*
- 148.** Regulations, approved by Order in Council, dated the 19th day of January, 1914, for the disposal of petroleum and natural gas rights, the property of the Crown in Manitoba, Saskatchewan, Alberta, the Northwest Territories, the Yukon Territory, the Railway Belt in the Province of British Columbia, and within the tract containing three and one-half (3½) million acres of land acquired by the Dominion Government from the Province of British Columbia, and referred to in subsection (b) of section 3 of the Dominion Lands Act. Presented by Hon. Mr. Roche, February 23, 1914.  
*Not printed.*
- 149.** Regulations in regard to grazing leases of vacant Dominion lands, &c. Presented by Hon. Mr. Roche, February 23, 1914.....*Not printed.*
- 150.** Return to an Order of the House of the 9th February, 1914, for a return showing the amounts in detail paid to Ward Fisher, of Shelburne, N.S., fishery inspector, for the years 1912 and 1913 for salary, office expenses, travelling expenses, and all other expenses. Presented February 24, 1914.—*Mr. Maclean (Halifax)*.....*Not printed.*
- 151.** Return to an Order of the House of the 2nd February, 1914, for a copy of the report of operations at the fishery hatchery at Port Daniel West, for the year 1913. Presented February 24, 1914.—*Mr. Marcil (Bonaventure)* .....*Not printed.*
- 152.** Return to an Order of the House of the 18th February, 1914, for a copy of all correspondence, investigations or other documents respecting the loss of a horse killed on the Intercolonial, on the 10th of September last, the property of Johnny Roy, of Amqui. Presented February 24, 1914.—*Mr. Boulay*.....*Not printed.*



## CONTENTS OF VOLUME 28—Continued.

153. Return to an Order of the House of the 16th February, 1914, for a return showing the increase in freight rates on live-stock, including horses, carried over the Intercolonial Railway, by the tariff effective May 1, 1913, as compared with the tariff effective April 15, 1909, for the following distances, respectively:—

Over	5 and not over	10 miles.
" 10	"	15 "
" 15	"	20 "
" 20	"	25 "
" 25	"	30 "
" 30	"	40 "
" 40	"	50 "
" 50	"	60 "
" 60	"	70 "
" 70	"	80 "
" 80	"	90 "
" 90	"	100 "
" 100	"	110 "
" 110	"	120 "
" 120	"	130 "
" 130	"	140 "
" 140	"	150 "
" 150	"	160 "

Presented February 24, 1914.—*Mr. Kyle*.....*Not printed.*

154. Return to an Order of the House of the 9th February, 1914, for a copy of all correspondence, letters, telegrams, and other documents relative to the report and recommendations of the Board appointed under the Combines Investigation Act to investigate the methods adopted by the United Shoe Machinery Company. Presented February 24, 1914.—*Sir Wilfrid Laurier*.....*Not printed.*
155. Return to an Address to His Royal Highness the Governor General of the 2nd February, 1914, for a copy of memorandum of agreement between the Canadian Government railways and the Canadian Pacific Railway Company, covering the transportation of freight and passengers between Halifax and St. John over the Intercolonial Railway, in connection with the Canadian Pacific and Allan Line Steamships, carrying British mails, making Halifax the terminal port; also of all agreements, Orders in Council, petitions, memorials, regulations or orders of the Department of Railways and Canals, or of any officer or officers of the Intercolonial Railway; of letters or other correspondence, interviews with the Prime Minister and other member or members of the Government, and representations to the Prime Minister, or other member or members of the Government, in any manner relating to the said memorandum of agreement; and of all telegrams and letters received by the Government, or any member thereof, or sent by them, either in reply or otherwise; also of all letters, telegrams, representations or other documents relating to the said agreement or in any way connected therewith, received by F. P. Gutelius, the General Manager of the Intercolonial Railway, from the Canadian Pacific Railway, or from any corporation, persons or body, or sent by him, in reply thereto or otherwise, to the said Canadian Pacific Railway or to any other corporation, body or person. Presented February 24, 1914.—*Mr. Emmerson*.....*Not printed.*
156. Return to an Address to His Royal Highness the Governor General of the 9th February, 1914, for a copy of all Orders in Council since the 1st of June last in any way altering the rates of duties existing under the Customs Act. Presented February 24, 1914.—*Sir Wilfrid Laurier*.....*Not printed.*
157. Correspondence, statements, &c., in respect to certain proposed advances to the Harbour Commissioners of Montreal, for expenditure during the years 1914, 1915, 1916 and 1917. Presented by Hon. Mr. Hazen, February 27, 1914.....*Not printed.*
158. Memorandum of proposed harbour improvements to be made by the Harbour Commissioners of Quebec during 1914, out of certain proposed advances to be made to the said commission. Presented by Hon. Mr. Hazen, February 27, 1914.....*Not printed.*
159. Return to an Order of the House of the 2nd February, 1914, for a copy of all papers, correspondence, telegrams, &c., between the Department of Trade and Commerce and any person or persons, companies or corporations, in the years 1912 and 1913, respecting a steamship service between St. John, N.B., and Bear River, N.S., and intermediate points, and the matter of the payment of a subsidy therefor. Presented March 2, 1914.—*Mr. Maclean (Halifax)*.....*Not printed.*
160. Return to an Order of the House of the 2nd February, 1914, for a copy of the reports made by the proprietors of the steamer *Canada*, on which the subsidy was paid to them for the season of 1913, for the service between Campbellton, N.B., and Gaspé, Que.; together with a copy of all complaints regarding the said service and of the correspondence, reports and documents in the possession of the Department of Trade and Commerce in that connection in the said year. Presented March 2, 1914.—*Mr. Marcell (Bonaventure)*.....*Not printed.*

---

**CONTENTS OF VOLUME 28—Continued.**

- 161.** Return to an Order of the House of the 4th February, 1914, for a return showing what sum or sums of money, if any, have been expended by the Government since the 21st of September, 1911, in the County of Wright, Quebec, and how such money has been expended. Presented March 2, 1914.—*Mr. Devlin*.....*Not printed.*
- 162.** Return to an Order of the House of the 26th February, 1914, for a return showing:—  
 1. How many temporary clerks were employed in the Library of Parliament during the Sessions of 1911-1912 and 1912-1913, their names and the salary paid to each for such service, and the total so paid?  
 2. How many temporary clerks are at present so employed, their names and salaries respectively?  
 3. If any temporary clerks were employed in said library, during the Session of 1910-1911; if so, how many?  
 4. What was the then number of permanent clerks in the library, and the present number of temporary clerks employed in said library?  
 5. Why temporary clerks are employed in said library in positions superior to and at higher pay than that paid to permanent clerks? Presented March 3, 1914.—*Mr. Turgeon*.....*Not printed.*
- 163.** Return to an Address to His Royal Highness the Governor General of the 2nd February, 1914, for a copy of all correspondence, telegrams, memoranda, Orders in Council, instructions to officers, regulations and other papers and documents relating to a change in the regulations governing the fishing of salmon in the St. John River, above tidal water. Presented March 3, 1914.—*Mr. Sinclair*.....*Not printed.*
- 164.** Return to an Order of the House of the 2nd February, 1914, for a copy of all letters, telegrams and correspondence in any way relating to the appointment of men in any way connected with the salmon fishing pond at Margaree during the year 1913. Presented March 2, 1914.—*Mr. Chisholm (Inverness)*.....*Not printed.*
- 165.** Return to an Order of the House of the 2nd February, 1914, for a copy of all tenders received in 1912 for the construction of a breakwater at Green Point, Gloucester County, N.B., and of all correspondence, letters and telegrams showing why the contract was not awarded to lowest tenderer. Presented March 3, 1914.—*Mr. Turgeon*.....*Not printed.*
- 166.** Return to an Order of the House of the 2nd February, 1914, for a copy of all correspondence, letters, telegrams, &c., touching in any way the work done on Lingan Beach, South Cape Breton, under Superintendent H. D. McLean. Presented March 3, 1914.—*Mr. Carroll*.....*Not printed.*
- 167.** Return to an Order of the House of the 2nd February, 1914, for a copy of all papers, advertisements, tenders, bids, contracts, reports, vouchers, accounts, receipts, correspondence, &c., in connection with a wharf recently constructed at Gold River, Lunenburg County, N.S. Presented March 3, 1914.—*Mr. Maclean (Halifax)*.....*Not printed.*
- 168.** Return to an Address to His Royal Highness the Governor General, of the 9th February, 1914, for a copy of all documents, Orders in Council, correspondence, telegrams, tenders, accounts, vouchers, part, &c., in connection with the construction of a bridge or work between the mainland and an island, known as Boutilier's island, at South West Cove, Lunenburg County, N.S. Presented March 3, 1914.—*Mr. Maclean (Halifax)*.....*Not printed.*
- 169.** Return to an Order of the House of the 9th February, 1914, for a copy of all advertisements, tenders, contracts, documents, letters and correspondence relating to the supply of coal for the Government public buildings at Lunenburg, N.S. Presented March 3, 1914.—*Mr. Macdonald*.....*Not printed.*
- 170.** Return to an Order of the House of the 2nd February, 1914, for a comparative statement of the quantity of cubic yards of dredging done by the *Restigouche*, or dredge No. 3, on the outside bar of Bathurst Harbour, during the seasons of 1910, 1911, 1912 and 1913. Presented March 3, 1914.—*Mr. Turgeon*.....*Not printed.*
- 170a.** Return to an Order of the House of the 2nd February, 1914, for a copy of all tenders received for the dredging in Bathurst Harbour, and of the contract awarded. Presented March 3, 1914.—*Mr. Turgeon*.....*Not printed.*
- 170b.** Return to an Order of the House of the 2nd February, 1914, for a copy of all correspondence, letters and telegrams relating to the deposit of sand and mud dumped into the southwestern channel by the contractors of dredging in Bathurst Harbour. Presented March 3, 1914.—*Mr. Turgeon*.....*Not printed.*
- 171.** Return to an Address to His Royal Highness the Governor General of the 9th February, 1914, for a copy of all correspondence, telegrams, petitions and memorials received by the Right Honourable R. L. Borden, Premier of Canada, or the Minister of Railways and Canals, from J. A. Gillies, Esq., Sydney, N.S., or from any resident of the County of Richmond, N.S., relative to the purchasing of the Cape Breton Railway by the Government and the building of a line of railway from St. Peters to Sydney and Louisburg, and of replies thereto. Presented March 3, 1914.—*Mr. Kyte*.....*Not printed.*

---



---

**CONTENTS OF VOLUME 28—Continued.**

- 172.** Return to an Order of the House of the 2nd February, 1914, for a return showing:—  
 1. The names of all proprietors from whom land and property have been expropriated for the purpose of the Halifax Ocean Terminals between Three Mile House and the proposed site of the railway and shipping terminals?  
 2. The price or amount of damages paid therefor, or the amount offered and accepted in the case of each proprietor?  
 3. The amount offered or tendered each proprietor for damages and which has not been accepted.  
 4. The quantity of land and nature of property so expropriated from each proprietor. Presented March 3, 1914.—*Mr. Maclean (Halifax)*.....*Not printed.*
- 172a.** Return to an Order of the House of the 2nd February, 1914, for a copy of all advertisements, tenders, papers, documents, letters and correspondence relating to the construction of the railway from Three Mile House at Bedford Basin to Halifax Harbour, and also to the piers or wharfs and sea walls in connection with the proposed Halifax Ocean Terminals. Presented March 16, 1914.—*Mr. Maclean (Halifax)*.....*Not printed.*
- 173.** Return to an Order of the House of the 2nd February, 1914, for a copy of all agreements, correspondence, papers and documents referring to any arrangement made between the Intercolonial Railway of Canada and the Canadian Pacific Railway in the year 1913, relating to the hauling of Canadian Pacific Railway freight and passenger trains between St. John and Halifax, connecting with any transatlantic steamship lines at Halifax, during the winter season of 1913-14. Presented March 4, 1914.—*Mr. Maclean (Halifax)*.....*Not printed.*
- 174.** Return to an Order of the House of the 20th January, 1913, for a copy of all recommendations, correspondence, letters, telegrams and reports now on file in the Department of Justice, relating to the vacancy in the office of deputy warden of the Dorchester penitentiary, and the appointment of a successor to Mr. A. B. Pipes, who was promoted from the position of deputy warden of Dorchester penitentiary to that of warden. Presented March 4, 1914.—*Mr. Emmerson*.....*Not printed.*
- 175.** Correspondence between the City of Ottawa and the Government, on the subject of a pure water supply for the city and Government buildings. Presented by Hon. Mr. Borden, March 4, 1914.....*Not printed.*
- 176.** Return to an Order of the House of the 2nd February, 1914, for a copy of all letters, correspondence, telegrams and all other documents between the Department of Railways and Canals and Archer, Macdonald, E. Montpetit, C. A. Harwood, and A. Marecau, local engineer, St. Amour, Superintendent of the Canal of Soulanges, L. A. Sauvè, and others, respecting the tearing down of several houses and dependencies erected on the Government grounds at Pointe Cascade, the property of the said L. A. Sauvè. Presented March 5, 1914.—*Mr. Boyer*.....*Not printed.*
- 177.** Return to an Order of the House of the 23rd February, 1914, for a copy of all agreements between the Transcontinental Railway Commission and the Canadian Northern Railway for the use of the line of the said company by the trains of the Transcontinental Railway from Cap Rouge to the shops at St. Malo. Presented March 5, 1914.—*Sir Wilfrid Laurier*.....*Not printed.*
- 178.** Return to an Order of the House of the 23rd February, 1914, for a copy of all correspondence between the Minister of Railways and the Transcontinental Railway Commission and the Quebec Harbour Commission, with regard to the construction by the said Harbour Commission of a line of railway to connect the said Transcontinental Railway from Champlain Market with the proposed Union Station at the Palais, and of all contracts by the said Harbour Commission towards that end. Presented March 5, 1914.—*Sir Wilfrid Laurier*.....*Not printed.*
- 179.** Return to an Order of the House of the 9th February, 1914, for a copy of all advertisements, tenders, contracts and correspondence in connection with the proposed New London Branch of the Prince Edward Island Railway. Presented March 5, 1914.—*Mr. Graham*.....*Not printed.*
- 180.** Return to an Order of the House of the 4th February, 1914, for a return showing the total amount of available cash on deposit to the credit of the Government of Canada on the last day of each month between April 1, 1913, and December 31, 1913. Presented March 5, 1914.—*Mr. Maclean (Halifax)*.....*Not printed.*
- 181.** Return to an Order of the House of the 4th February, 1914, for a return showing the following particulars respectively, of all loans placed or extended by the Government of Canada, upon the London market during the calendar years 1912 and 1913: Loan, date and copy of prospectus; price in prospectus and price realized; date on which loan matures; rate per cent; total issue; amount realized; charges including discount for immediate payments, &c.; net amount of cash realized; and the annual effective rate of interest per unit. Presented March 5, 1914.—*Mr. Maclean (Halifax)*....*Not printed.*

---



---

**CONTENTS OF VOLUME 28—Continued.**

- 182.** Return to an Order of the House of the 9th February, 1914, for a return showing the number of farm labourers and public servants respectively, placed by the Government employment agents during the years 1912 and 1913; also the counties where placed and amount of bonus paid. Presented March 6, 1914.—*Mr. Sutherland*.....*Not printed.*
- 183.** Return to an Order of the House of the 26th February, 1914, for a return showing:—  
 1. What chartered banks in Canada have gone into liquidation since Confederation, and at what date in each case;  
 2. The loss in each case to the depositors, the note holders and the stockholders respectively;  
 3. What relief, if any, was given in each case by the Government to any of the parties suffering loss. Presented March 6, 1914.—*Mr. Neely*.....*Not printed.*
- 184.** Return to an Order of the House of the 11th February, 1914, for a return showing the number of binders, reapers, mowers, ploughs, seeders, and cultivators exported from and imported to Canada, with their value respectively, in each of the years 1910, 1911, 1912 and 1913. Presented March 6, 1914.—*Mr. Neely*.....*Not printed.*
- 185.** Return to an Order of the House of the 23rd February, 1914, for a return showing the number of cattle exported from Canada to the United States in the months of October, November and December, 1913, and January, 1914, and for the corresponding months in 1912 and 1913. Presented March 6, 1914.—*Mr. Maclean (Halifax)*....*Not printed.*
- 186.** Return to an Order of the House of the 23rd February, 1914, for a return showing the quantities and varieties of fish exported from Canada to the United States in the months of October, November and December, 1913, and January, 1914, and for the corresponding months in 1912 and 1913. Presented March 6, 1914.—*Mr. Maclean (Halifax)*.  
*Not printed.*
- 187.** Return to an Order of the House of the 26th February, 1914, for a return showing:—  
 1. Who were, from incorporation, and who are, the officers and directors of the Grand Trunk Pacific Railway Company;  
 2. The amount of capital stock of said company, the amount paid up, and who are the holders of such paid up stock, and the amount held, and still held, by each;  
 3. If this company, or a subsidiary company, has contracted to build any portion of the National Transcontinental Railway; and, if so, the total amount of their contracts for such work;  
 4. What portion of such contracts or work was sublet, and on such sublet contracts what profit was made by the said company. Presented March 6, 1914.—*Mr. Middlebro.*  
*Not printed.*
- 188.** Report of the Board of Inquiry appointed to investigate and verify the claims of applicants for Fenian Raid Volunteer Bounty in the Province of Nova Scotia. Presented by Hon. Mr. Hughes, March 9, 1914.....*Not printed.*
- 188a.** List of applicants, in Nova Scotia, for the Fenian Raid Volunteer Bounty whose claims have been approved—List of Fenian Raid Volunteer Bounty applicants, in Nova Scotia, received to December 31, 1913, but not yet considered. Presented by Hon. Mr. Hughes, March 9, 1914.....*Not printed.*
- 189.** Return to an Order of the House of the 12th February, 1914, for a return showing what was the local minimum rate of freight on small parcels on the Intercolonial Railway prior to October 10, 1911, and also the present rate on the same. Presented March 9, 1914.—*Mr. Sinclair*.....*Not printed.*
- 190.** Return to an Order of the House for a copy of all correspondence, reports, evidence taken, and of all other papers in the possession of the Minister of Railways and Canals, relating to the investigation recently held by Mr. Ferguson, M.L.A., concerning the affairs of the Trent Valley Canal. Presented March 9, 1914.—*Mr. Burnham.*  
*Report only printed for distribution and sessional papers.*
- 191.** Return to an Order of the House of the 16th February, 1914, for a copy of all papers necessary to convey full information as to the charter, outfit and instructions of the *Karluk* and auxiliary vessels; the names, rank, pay and terms of engagement of their officers and crews; and of all communications received from Mr. V. Steffansson, or any other person who has received such a communication, written after the expedition sailed for the Arctic Ocean. Presented March 10, 1914.—*Mr. Olivier*.....*Not printed.*
- 192.** Return to an Order of the House of the 2nd February, 1914, for a return showing the number of towns in the Province of Ontario which have a population larger than the town of Chesley, South Riding of Bruce, which was 1,734, according to the last census; also the number of such towns served by letter boxes on the street. Presented March 10, 1914.—*Mr. McCroney*.....*Not printed.*
- 193.** Return to an Order of the House of the 2nd February, 1914, for a return showing the names of the promoters of the National Drop Forge Company, Limited, and the powers asked by and given to said company by letters patent. Presented March 10, 1914.—*Mr. Lemieux*.....*Not printed.*

---



---

**CONTENTS OF VOLUME 28—Continued.**

- 194.** Return to an Order of the House of the 2nd February, 1914, for a return showing the names of the promoters of the Canadian Contracting Company, and the powers asked by and given to said company by letters patent. Presented March 10, 1914.—*Mr. Lemieux* ..... *Not printed.*
- 195.** Return to an Order of the House of the 4th February, 1914, for a copy of all papers, letters, telegrams, reports, inquiries and documents or other communications had with any of the Departments of the Government, particularly with the Interior, Customs and Marine and Fisheries Departments, relating to Gustavas A. Colpitts, a Canadian citizen returning as a passenger on the Royal Mail Steamship *Empress of Britain*, in September, 1911, who alleged that he was not allowed by officers of the Government to disembark at Rimouski from said steamship. Also a copy of all letters, correspondence or other communications received by any members of the Government, particularly by the Minister of Marine and Fisheries, and by any Department of the Government, from the said Gustavas A. Colpitts, who was at the time a student at Mount Allison University, Sackville, New Brunswick, and of all letters or other communications sent in reply thereto. Presented March 10, 1914.—*Mr. Emmerson*..... *Not printed.*
- 196.** Number of Chinamen entering Canada during years 1911-12-13, &c.—(*Senate*).  
*Not printed.*
- 197.** Return to an Order of the House of the 23rd February, 1914, for a copy of all letters, papers, plans, correspondence, memoranda and other documents relative to the shortening of distances on the Intercolonial Railway between Pictou and Port Mulgrave, and to the construction of a new bridge at Pictou in connection therewith. Presented March 12, 1914.—*Mr. Macdonald*..... *Not printed.*
- 198.** Return to an Order of the House of the 23rd February, 1914, for a copy of all letters, telegrams, correspondence, leases and other documents relating to the cutting of lumber by Mr. B. F. Smith from the so-called Tobique Indian reserve, in the Province of New Brunswick, and of all recommendations with reference thereto, made by the Indian agent for that portion of the Province, or any other official of the Department in the said Province; together with a statement of the lumber cut by said Smith from said reserve, with the rates of stumpage charged and amounts paid since January 1, 1912. Presented March 12, 1914.—*Mr. Curvell*..... *Not printed.*
- 198a.** Return to an Order of the House of the 23rd February, 1914, for a copy of all correspondence, letters, telegrams, memorials, petitions, &c., relating to the sale or transfer of the Indian reserve at Sydney, N.S., and the removal of the Indians therefrom. Presented March 17, 1914.—*Mr. Kyle*..... *Not printed.*
- 198b.** Return to an Order of the House of the 23rd March, 1914, for a copy of all the instructions issued to C. P. Fullerton and Fawcett Taylor, or either of them, in reference to the St. Peter's Indian reserve. Presented April 8, 1914.—*Mr. Oliver*..... *Not printed.*
- 199.** Return to an Order of the House of the 11th February, 1914, for a copy of all correspondence, letters, telegrams and other documents relative to the purchase for the Intercolonial Railway of a quantity of coal in the United States, within the past few months. Presented March 12, 1914.—*Mr. Macdonald* ..... *Not printed.*
- 199a.** Return to an Order of the House of the 2nd February, 1914, for a return showing:—  
 1. When the Intercolonial Railway and the Prince Edward Island Railway last called for tenders for its coal supply, and when the tenders were returnable?  
 2. The number of tenders received, the names of the tenderers, and their respective prices?  
 3. The date of the last contract or contracts for coal for the Intercolonial Railway, and who was the contractor or contractors respectively?  
 4. The names of the successful tenderers, as the result of the last call for tenders, and their prices respectively?  
 5. The amount in tons of the contract made with each, and at what prices per ton respectively?  
 6. If any coal was purchased for the Government system of railways in the United States since March 31, 1913? If so, by whom, from whom, and through whom it was purchased, and at what price, the cost per ton delivered, inclusive of commissions to the railways. Presented March 18, 1914.—*Mr. Emmerson*..... *Not printed.*
- 199b.** Return to an Order of the House for a return showing whether the Government has purchased any coal, freight or passenger cars during the past six months for the Intercolonial Railway; if so, from whom and in what quantity; the price paid in each case; if any tenders were called for the same; who the tenderers were and the amount of each tender. Presented April 6, 1914.—*Mr. Macdonald*..... *Not printed.*
- 200.** Return to an Order of the House of the 4th March, 1914, for a return showing the freight rates on flour, hay, oats, lumber and firewood per 100 lbs. or per ton, between Bathurst, N.B., and Nepisiguit Junction, Red Pine, Bartibogue, Beaver Brook, and between Bathurst, Berresford, Petit Rocher and Belledune, before the changes made in August, 1913, and the freight rates on the same articles, between the same points, under the new schedule of rates. Presented March 16, 1914.—*Mr. Turgeon*..... *Not printed.*

---

 CONTENTS OF VOLUME 28—Continued.
 

---

- 201.** Return to an Order of the House of the 11th February, 1914, for a copy of all contracts, accounts, bills, memoranda, letters, correspondence, receipts, vouchers, bills of lading, &c., referring to all materials, provisions, supplies and goods of every description purchased and forwarded to Port Nelson during the year 1913, by any Department of the Government of Canada, and agreements for employment of workmen in connection with the construction of the Hudson Bay Railway terminals at Port Nelson. Presented March 18, 1914.—*Mr. Maclean (Halifax)*.....*Not printed.*
- 202.** Return to an Order of the House of the 9th February, 1914, for a copy of all papers, letters or other correspondence, instructions, reports, valuations, appointment of valuers, or appraisers, appraisements, abstracts of titles, deeds or other conveyances, in any Department of the Government or in the railway offices at Moncton, relating to, or in any manner connected with, the purchase by the Intercolonial Railway of a property in Moncton, N.B., at the corner of Archibald and Main streets in said city, formerly owned in his lifetime by the late P. S. Archibald, C.E., and now occupied by the General Superintendent of the Intercolonial Railway, F. P. Brady, as a residence; together with a copy of all bills, accounts and statement of expenditures for repairs made on the buildings of said property; and also of accounts, commissions and bills paid to solicitors, attorneys or other agents, for searches, conveyances, and a statement of all moneys paid for charges and expenses in connection with such purchase or the procuring of a deed of said property? Presented March 16, 1914.—*Mr. Emmerson*.....*Not printed.*
- 202a.** Supplementary Return to an Order of the House of the 9th February, 1914, for a copy of all papers, letters or other correspondence, instructions, reports, valuations, appointment of valuers, or appraisers, appraisements, abstracts of titles, deeds or other conveyances in any department of the Government or in the railway offices at Moncton, relating to, or in any manner connected with, the purchase by the Intercolonial Railway of a property in Moncton, N.B., at the corner of Archibald and Main streets in said city, formerly owned in his lifetime by the late P. S. Archibald, C.E., and now occupied by the General Superintendent of the Intercolonial Railway, F. P. Brady, as a residence; together with a copy of all bills, accounts and statement of expenditures for repairs made on the buildings of said property; and also of accounts, commissions and bills paid to solicitors, attorneys or other agents, for searches, conveyances, and a statement of all monies paid for charges and expenses in connection with such purchase or the procuring of a deed of said property. Presented March 26, 1914.—*Mr. Emmerson*.....*Not printed.*
- 202b.** Further Supplementary Return to an Order of the House of the 9th February, 1914, for a copy of all papers, letters or other correspondence, instructions, reports, valuations, appointment of valuers, or appraisers, appraisements, abstracts of titles, deeds or other conveyances in any department of the Government or in the railway offices at Moncton, relating to, or in any manner connected with, the purchase by the Intercolonial Railway of a property in Moncton, N.B., at the corner of Archibald and Main streets in said city, formerly owned in his lifetime by the late P. S. Archibald, C.E., and now occupied by the General Superintendent of the Intercolonial Railway, F. P. Brady, as a residence; together with a copy of all bills, accounts and statement of expenditures for repairs made on the buildings of said property; and also of accounts, commissions and bills paid to solicitors, attorneys or other agents, for searches, conveyances, and a statement of all monies paid for charges and expenses in connection with such purchase or the procuring of a deed of said property. Presented April 1, 1914.—*Mr. Emmerson*.....*Not printed.*
- 203.** Return to an Order of the House of the 4th March, 1914, for a return showing the freight rates under the old tariff of the Intercolonial Railway, per 100 lbs. or per ton, on fresh, dried and cured fish, molasses, coal oil, nails, hardware and anthracite coal from Gloucester Junction and Bathurst station to and from St. John, and the present rates for the same articles between the same points. Presented March 17, 1914.—*Mr. Turgeon*.....*Not printed.*
- 204.** Return to an Order of the House of the 23rd February, 1914, for a return showing all smelt fishing licenses issued in the County of Pictou during the past season, and of all correspondence in reference to the same. Presented March 17, 1914.—*Mr. Macdonald*.....*Not printed.*
- 204a.** Supplementary Return to an Order of the House of the 23rd February, 1914, for a return showing all smelt fishing licenses issued in the County of Pictou during the past season, and of all correspondence in reference to the same. Presented April 17, 1914.—*Mr. Macdonald*.....*Not printed.*
- 205.** Return to an Order of the House of the 2nd February, 1914, for a copy of all documents concerning the latest changes in the lobster fishing regulations at Magdalen Islands. Presented March 17, 1914.—*Mr. Lemieux*.....*Not printed.*

---



---

**CONTENTS OF VOLUME 28—Continued.**

- 206.** Return to an Order of the House of the 16th February, 1914, for a copy of all correspondence, telegrams, tenders and documents connected in any way with the supplying of coal to the lobster hatchery at Margaree during the years 1910-1911, 1911-1912, 1912-1913 and 1913-1914. Presented March 17, 1914.—*Mr. Chisholm (Antigonish)*.  
*Not printed.*
- 207.** Return to an Order of the House of the 16th February, 1914, for a copy of the charges made against Mrs. Marguerite Fair, postmistress of Black Cape, Quebec, on which Mr. Louis Taché of Rimouski, was authorized to hold an investigation, together with the appeal of said investigation, if any was held. Presented March 17, 1914.—*Mr. Morcill (Bonaventure)* .....*Not printed.*
- 208.** Return to an Order of the House of the 2nd February, 1914, for a copy of all correspondence, papers, documents, reports, &c., in connection with the proposed increase of mail service from Shelburne, N.S., to Jordan Bay and Jordan Ferry and return since October 1, 1911. Presented March 17, 1914.—*Mr. Maclean (Halifax)*.....*Not printed.*
- 209.** Return to an Order of the House of the 2nd February, 1914, for a copy of all correspondence between the Post Office Department, or any official thereof, and any person or persons, concerning the installation of street letter boxes in the village of Chesley, in the riding of South Bruce. Presented March 17, 1912.—*Mr. Graham*.....*Not printed.*
- 210.** Report of the Commission of Conservation of Canada on the Trent Watershed Survey, a reconnaissance by C. D. Howe, Ph.D., and J. H. White, E.A., B.Sc.F., with an introductory discussion by B. E. Fernow, LL.D. Presented by Hon. Mr. Borden, March 19, 1914 .....*Not printed.*
- 210a.** Conservation of coal in Canada. Report of Commission of Conservation.—(*Senate*).  
*Not printed.*
- 211.** Copy of evidence taken before Mr. William Henry Moore, the commissioner appointed to inquire into certain charges against Mr. Frank Fairen, store keeper on the Trent Canal, sentation in the Senate, of the Western provinces of Canada. Presented by Hon. Mr. March 19, 1914 .....*Not printed.*
- 212.** Copy of the opinion of the Deputy Minister of Justice on the subject of increased representation in the Senate, of the Western provinces of Canada. Presented by Hon. Mr. Borden, March 19, 1914 .....*Not printed.*
- 212a.** Copy of a resolution of the Legislative Assembly of the Province of British Columbia, approved by His Honour the Lieutenant Governor in Council, in which application is made to the Federal Government to increase the number of senators for the said province. Presented by Hon. Mr. Borden, March 19, 1914.....*Not printed.*
- 212b.** Copy of opinion of the Assistant Deputy Minister of Justice on the subject of increased representation in the Senate, of the prairie provinces of Canada. Presented by Hon. Mr. Borden, March 23, 1914.....*Not printed.*
- 213.** Return to an Order of the House of the 9th March, 1914, for a copy of all papers and correspondence in the Department of Customs regarding the entry of a boring mill at Lethbridge, Alberta, shipped in August, 1913, by John Stirk and Company, and billed to the Lethbridge Iron Works. Presented March 20, 1914.—*Mr. Buchanan* .  
*Not printed.*
- 214.** Return to an Order of the House of the 16th March, 1914, for a copy of a petition dated the 9th of July, 1911, signed by Etienne Barre, Joseph Trudeau and others, taxpayers of the municipality of Chambly Basin, and addressed to the Minister of Justice, together with a copy of all documents and vouchers attached to said petition, and of all correspondence and other documents relating thereto. Presented March 23, 1914.—*Mr. Lamarche* .....*Not printed.*
- 215.** Return to an Order of the House of the 2nd February, 1914, for a return showing where the D.G. cruiser *Margaret* was built; the names of the builders; the contract price; whether the contract was awarded to the lowest tenderer; the name and address of each tenderer and amount of each tender; if the Government or any department thereof has contracted for any other vessel or vessels during the past eighteen months; and if so, the number of such vessels, the names and addresses of the contractors, the gross tonnage of each and the contract price, and the service for which they were intended. Presented March 23, 1914.—*Mr. Sinclair*.....*Not printed.*
- 216.** Return to an Order of the House of the 2nd March, 1914, for a copy of all letters, telegrams or other correspondence in connection with the seizure of eleven (11) horses belonging to Mr. John M. Ferguson, Kaleida, Manitoba, on or about the 28th day of March, 1912. Presented March 24, 1914.—*Mr. Turriff*.....*Not printed.*
- 217.** Return to an Order of the House of the 4th February, 1914, for a return showing the quantities and values of potatoes imported monthly into Canada during the years 1911, 1912 and 1913, and the countries from which such potatoes were imported. Presented March 25, 1914.—*Mr. Hughes (Kings, P.E.I.)*.....*Not printed.*

---



---

**CONTENTS OF VOLUME 28—Continued.**

- 217<sup>a</sup>.** Return to an Order of the House of the 2nd February, 1914, for a return showing the quantities and values of potatoes exported monthly from each province of Canada, from September 1, 1911, to January 1, 1914, and the countries to which the same were exported. Presented March 25, 1914.—*Mr. Carvell* ..... *Not printed.*
- 218.** Return to an Order of the House of the 12th March, 1914, for a return showing how many colonels, honorary colonels, lieutenant-colonels, honorary lieutenant-colonels, and other officers, honorary and otherwise, have been appointed by the Minister of Militia and Defence from October, 1911, to the present time. Presented March 25, 1914.—*Mr. Hughes (Kings, P.E.I.)* ..... *Not printed.*
- 218<sup>a</sup>.** Return to an Order of the House of the 11th February, 1914, for a return showing the number of honorary appointments to military rank which have been made by, or with the approval of, the present Minister of Militia and Defence since he assumed office, giving the names of the persons so appointed, and the rank of each. Presented April 1, 1914.—*Mr. Murphy* ..... *Not printed.*
- 219.** Kitsilano Indian reserve—relating to the purchase of by the Government of the Dominion of Canada from the Province of British Columbia.—(*Senate*) ..... *Not printed.*
- 220.** Return to an Address to His Royal Highness the Governor General of the 9th March, 1914, for a copy of all papers, documents, Orders in Council, correspondence, &c., in reference to the suspension of Mr. Joseph McGillis of the Department of Customs, Ottawa. Presented March 27, 1914.—*Mr. Maclean (Halifax)* ..... *Not printed.*
- 221.** Return to an Order of the House of the 2nd February, 1914, for a return showing the names of all parties who have been employed at the Experimental Farm at Ste. Anne de la Pocatière during the years 1912 and 1913, and the salary and fees paid to each of them. Presented March 30, 1914.—*Mr. Lapointe (Kamouraska)* ..... *Not printed.*
- 222.** Return to an Order of the House of the 9th February, 1914, for a return showing the total number of veterinary inspectors employed by the Government in the slaughter houses of the country; how they are distributed in each Province; the names of the establishments they are connected with, and the number of officers in each of them; if the Government employ some others to supervise the health of the herds on the farms besides the veterinary inspectors connected with the slaughter houses; the number of them, and how they are distributed in each Province; the number of herds of both cattle and hogs that have been submitted to inspection during the years 1911, 1912 and 1913; the number of animals in each Province slaughtered after tuberculosis was found in them; if the Government paid indemnities to the owners on account of such slaughtering, and if so, the amount in each Province; the respective salaries of the veterinary inspectors employed in the slaughter houses; the working hours of those officers; the respective salaries paid to the veterinary inspectors employed for other purposes; the amount of the expenses of that branch of the Department of Agriculture for the years 1911, 1912 and 1913 for internal management, such as salaries, and the salaries and expenses for each of the Provinces. Presented March 30, 1914.—*Mr. Boyer* ..... *Not printed.*
- 223.** Return to an Order of the House of the 23rd February, 1914, for a copy of the report of George Lafontaine, received by the Department of Agriculture during the present fiscal year, relating to the manufacture of chemical manure. Presented March 30, 1914.—*Mr. Boulay* ..... *Not printed.*
- 224.** Return to an Order of the House of the 16th February, 1914, for a return showing:—
1. Whether the Postmaster General has given a contract for rural parcel boxes; and, if so, to whom?
  2. Whether tenders for the boxes were asked?
  3. From whom tenders were received?
  4. The price, if any, of the different tenders?
  5. How many boxes were ordered, and at what price?
  6. Whether the Postmaster General, since he came into office, has made a contract for rural mail boxes, and, if so, when?
  7. The amount of the contract?
  8. Who the tenderers were, and the price, if any, of the different tenders?
  9. Who received the contract, and the price paid per box?
  10. How many boxes, if any, were ordered? Presented March 31, 1914.—*Mr. Nesbitt* ..... *Not printed.*
- 225.** Return to an Order of the House of the 23rd March, 1914, for a return showing the rates of interest paid on all Dominion loans from 1850 to 1914. Presented March 31, 1914.—*Mr. Pardec* ..... *Not printed.*
- 226.** Return to an Address to His Royal Highness the Governor General, of the 9th March, 1914, for a copy of all correspondence since October, 1911, between the Government of Canada, represented by the Department of Marine and Fisheries, of the one part, and the Government of the United Kingdom, the Government of the United States, or any other Government, of the other part, relating to steam trawling in Atlantic waters. Presented March 31, 1914.—*Mr. Sinclair* ..... *Not printed.*



---



---

**CONTENTS OF VOLUME 28—Continued.**

- 227.** Return to an Order of the House of the 11th February, 1914, for a copy of all letters, telegrams, and written requests during the years 1912 and 1913, addressed to the Department of Marine and Fisheries, or the Department of Naval Affairs, or any officer of either Department, or Marine branches of said department, or any officer or persons of either branch, by any person or persons, relating to proposals or requests that the vessels or any vessel under the control of the Naval Branch of said Department, should be present at any regatta or celebration of any description held anywhere on the Atlantic or Pacific Coasts of Canada during said years; also of all replies to such letters, telegrams and written requests. Presented March 31, 1914.—*Mr. Law* .....*Not printed.*
- 228.** Return to an Order of the House of the 9th March, 1914, for a copy of all correspondence, memoranda and other documents relating to the moral, mental and physical inspection of all immigrants entering Canada. Presented April 1, 1914.—*Mr. Paquet* .....*Not printed.*
- 229.** Return to an Order of the House of the 16th March, 1914, for a copy of all orders, reports, applications, letters, telegrams and other documents connected with or in any manner relating to the retirement of Amasa E. Killam, an official of the Intercolonial Railway, from the employment of the said railway, and to his claim for a retiring allowance, under the provisions of the Intercolonial and Prince Edward Island Railway Employees' Provident Fund Act; and also of all letters showing the date of his beginning work in the service of the said railway and of his appointment to a position in the employ of said railway on the first of April, 1897, or at any other date. Also a copy of all instructions and letters from the then Minister of Railways to the general manager or to any other official of the Intercolonial, relating to engagement or employment of the said Amasa E. Killam, and of all letters, correspondence, instructions, reports, or other documents in any way relating thereto and to the engagement of the said Amasa E. Killam, during the month of March, 1897, to take the position of bridge and building inspector on the Intercolonial Railway, to commence work on the first day of April, 1897. Presented April 1, 1914.—*Mr. Emmerson*.....*Not printed.*
- 230.** Return to an Order of the House of the 23rd February, 1914, for a copy of all letters, papers and other documents relating to the payments made at Skinners Cove, Pictou County, for purchase of land or other rights in the year 1913. Presented April 2, 1914.—*Mr. Macdonald* .....*Not printed.*
- 231.** Return to an Order of the House of the 2nd February, 1914, for a copy of all papers, correspondence, telegrams, letters, pay rolls, accounts and vouchers in any way referring to the expenditure of money by this Government for the public wharf at Whycomagh. Presented April 2, 1914.—*Mr. Maclean (Halifax)*.....*Not printed.*
- 231a.** Return to an Order of the House of the 2nd February, 1914, for a copy of all papers, advertisements, tenders, bids, contracts, reports, vouchers, accounts, receipts, correspondence, &c., in connection with the construction of a wharf at Felton South, Lunenburg County, N.S., now under construction or recently completed. Presented April 2, 1914.—*Mr. Chisholm (Inverness)*.....*Not printed.*
- 231b.** Return to an Order of the House of the 1th March, 1914, for a return showing:—  
 1. How much money was expended on the repairs to the wharf at South Gut, Victoria County, during the summer of 1913?  
 2. How much on labour and how much on material, respectively?  
 3. Who was the foreman, by whom recommended, and his rate of wages per day?  
 4. How many days he was employed as foreman?  
 5. How many men he had working for him on the wharf each day, and the wages paid each man?  
 6. How much was paid for material for the repairs, and where it was obtained?  
 7. From whom the material was purchased, the nature of it, and the price paid per foot?  
 8. Who was the paymaster on this work and when the men were paid? Presented April 2, 1914.—*Mr. McKenzie*.....*Not printed.*
- 231c.** Return to an Order of the House of the 9th February, 1914, for a return showing the amount expended by the Government on wharfs, breakwaters, public works and dredging in the County of Yarmouth since October 11, 1911; and to whom the amounts so expended were paid. Presented April 2, 1914.—*Mr. Law*.....*Not printed.*
- 231d.** Return to an Order of the House of the 4th March, 1914, for a return showing:—  
 1. How much money was expended on repairs to the Englishtown wharf, County of Victoria, in the summer of 1913?  
 2. How much on labour and how much on material, respectively?  
 3. Who was the foreman, by whom he was recommended, and his rate of wages per day?  
 4. How many days he was employed as foreman?  
 5. How many men he had working for him on the wharf each day, and the wages paid each man?

---



---

**CONTENTS OF VOLUME 28—Continued.**

6. From whom the material was purchased, of what it consisted, and the price paid per foot?
7. Who was the paymaster on this work, and when the men were paid?
8. When the work was begun and when completed? Presented April 2, 1914.—*Mr. McKenzie* .....*Not printed.*
- 231c.** Return to an Order of the House of the 16th February, 1913, for a copy of all letters, telegrams, correspondence, pay-rolls, vouchers and documents of all kinds connected in any way with repairs or extension of wharf at Finlay Point, Mabou, Inverness County, during the year 1910-1911. Presented April 2, 1914.—*Mr. Chisholm (Inverness)* .....*Not printed.*
- 231f.** Return to an Order of the House of the 4th March, 1914, for a return showing the amount of timber used and the price paid for same in renewing and repairing the wharf at Port Clyde, Shelburne County, N.S.; the amount of wages paid on same, and to whom; and the number and price of ballast poles used in the above work. Presented April 2, 1914.—*Mr. Lowe*.....*Not printed.*
- 231g.** Return to an Order of the House of the 12th May, 1913, for a copy of all papers, telegrams, documents, reports, correspondence, &c., in any way relating to a proposed extension of a wharf or the construction of a new wharf at Finlay Point, Inverness County, N.S. Presented April 2, 1914.—*Mr. Chisholm (Inverness)*.....*Not printed.*
- 231h.** Return to an Order of the House of the 26th May, 1913, for a copy of all papers, letters and documents relating to the building of a wharf in the town of L'Assomption. Presented April 2, 1914.—*Mr. Seguin* .....*Not printed.*
- 231i.** Return to an Address of the 19th May, 1913, to His Excellency the Administrator for a copy of all papers, tenders, contracts, accounts, and Orders in Council, between the Department of Public Works and any other person or persons, relating to the purchase of a site for the public wharf being erected or recently erected at Bear River, N.S., and also relating to the construction of said wharf, and anything in connection therewith. Presented April 2, 1914.—*Mr. Maclean (Halifax)*.....*Not printed.*
- 231j.** Return to an Order of the House of the 31st March, 1913, for a copy of all papers, documents, correspondence, &c., relating to the purchase of a property at Centreville, Shelburne County, Nova Scotia, as a site for a public wharf, and in connection with any monies expended on the McGray property at Centreville, upon the public wharf. Presented April 2, 1914.—*Mr. Kyte*..... *Not printed.*
- 231k.** Return to an Order of the House of the 9th March, 1914, for a copy of all correspondence, letters, telegrams, notes, requests, &c., addressed to the Department or the Minister of Public Works, directly or indirectly, in connection with the work necessary for the completion of the wharf at Sainte Croix, County of Lotbinière, since the 21st of September, 1911, to date. Presented April 16, 1914.—*Mr. Fortier*.....*Not printed.*
- 231l.** Return to an Order of the House of the 2nd February, 1914, for a copy of all correspondence, petitions, memorials, letters, reports, and telegrams, in the Department of Public Works, or in any of the Departments of the Government, relating to a proposed wharf or breakwater at Little Cape, and Great Shemogue Harbour, Westmorland County, N.B.; also of all correspondence, letters and telegrams exchanged between any member of the Government and M. G. Siddal, or any other persons or corporations, relating to a proposal or application to construct a wharf or breakwater at Little Cape or Great Shemogue Harbour in Westmorland County, N.B., or in connection with having a survey made in connection with any such proposal. Presented April 17, 1914.—*Mr. Emmer-son* ..... *Not printed.*
- 231m.** Return to an Order of the House of the 9th February, 1914, for a copy of all reports, memoranda, correspondence and documents of every nature, relating to the construction of a wharf in the town of L'Assomption, and of all petitions and correspondence in favour or against such construction to date, and the reasons why the construction of such wharf, authorized in the estimates of 1911-1912, has not been proceeded with. Presented April 17, 1914.—*Mr. Seguin*.....*Not printed.*
- 231n.** Return to an Order of the House of the 16th March, 1914, for a copy of all accounts, vouchers, pay-rolls, instructions, correspondence and recommendations relating to the expenditure on the public wharf at Arichat, N.S., since the 11th day of October, 1911. Presented April 30, 1914.—*Mr. Kyte*.....*Not printed.*
- 231o.** Return to an Order of the House of the 16th February, 1914, for a copy of all tenders, contracts, memorandums, pay-rolls, accounts, vouchers, correspondence, papers and documents, &c., in connection with work performed upon the Government wharf at Croit's Cove, Lunenburg County, in 1912. Presented April 30, 1914.—*Mr. Maclean (Halifax)* .....*Not printed.*
- 231p.** Return to an Order of the House of the 9th March, 1914, for a copy of all correspondence, letters, telegrams, petitions and other documents relating to the claim of the Bonaventure and Gloucester Interprovincial Company, Limited, in connection with a wharf on Bonaventure river, Bonaventure County. Presented April 30, 1914.—*Mr. Sevigny*.  
*Not printed.*

## CONTENTS OF VOLUME 28—Continued.

- 231q.** Supplementary Return to an Order of the House of the 9th March, 1914, for a copy of all correspondence, letters, telegrams, notes, requests, &c., addressed to the Department or the Minister of Public Works, directly or indirectly, in connection with the work necessary for the completion of the wharf at Sainte Croix, County of Lotbinière, since the 21st September, 1911, to date. Presented April 30, 1914.—*Mr. Fortier*.....*Not printed.*
- 231r.** Return to an Order of the House of the 2nd February, 1914, for a copy of all tenders, contracts, pay rolls, vouchers, documents, correspondence, &c., in connection with the purchase of a site for the Government wharf at Bear River, N.S., and the construction of the said wharf. Presented April 30, 1914.—*Mr. Maclean (Halifax)*.....*Not printed.*
- 231s.** Return to an Order of the House of the 9th March, 1914, for a return showing:—  
 1. How much was spent upon Hall's Harbour wharf, Kings County, N.S., in 1913?  
 2. The name of the commissioner or foreman, by whom he was recommended, and his remuneration?  
 3. How much lumber was used upon the said wharf during 1913, from whom the same was purchased, and the price paid for the various forms thereof. Presented April 30, 1914.—*Mr. Maclean (Halifax)*.....*Not printed.*
- 231t.** Return to an Order of the House of the 16th February, 1914, for a copy of the pay-list, including the names and residences, of all those who have worked at the wharf of L'Île Verte, County of Témiscouata; the number of days of employment of each of them; the amount received by each of them; who has or have signed the receipt or receipts for said amounts, in connection with the works which have been going on during the summer of 1912 and during the summer of 1913. Presented April 30, 1914.—*Mr. Gaurreau*.....*Not printed.*
- 231u.** Return to an Order of the House of the 16th February, 1914, for a copy of the pay-list, including the names and residences, of the men who have worked on the wharf to the west of Rivière-Verte, Témiscouata; the number of days' work of each of them; the amount of money received by each of them; who has or have signed the receipt or receipts for said amounts on said pay-list or otherwise, the whole for: (1o) 1912; (2o) 1913. Presented May 4, 1914.—*Mr. Gaurreau*.....*Not printed.*
- 231v.** Further Supplementary Return to an Order of the House of the 9th March, 1914, for a copy of all correspondence letters, telegrams, notes, requests, &c., addressed to the Department or the Minister of Public Works, directly or indirectly, in connection with the work necessary for the completion of the wharf at Sainte Croix, County of Lotbinière, since the 21st of September, 1911, to date. Presented May 4, 1914.—*Mr. Fortier*.....*Not printed.*
- 231w.** Return to an Order of the House of the 30th March, 1914, for a copy of all letters and telegrams addressed by G. A. R. Rowlings and J. S. Wells to the Department of Public Works, or the Minister, since October 1, 1911, relating to the construction of a public wharf at Cole Harbour, Guysborough County, N.S., and of all replies thereto. Presented May 12, 1914.—*Mr. Sinclair*.....*Not printed.*
- 231x.** Return to an Order of the House of the 16th February, 1914, for a copy of all letters, telegrams and correspondence of all kinds in any way relating to repairs required on the pier at Margaree Harbour, Inverness County, received in 1912-1913 and 1913-1914. Presented May 12, 1914.—*Mr. Chisholm (Inverness)*.....*Not printed.*
- 231y.** Return to an Order of the House of the 27th April, 1914, for a copy of all correspondence, pay-rolls, accounts, receipts, vouchers and papers relating to the construction of Feltzen South wharf, Lunenburg County, N.S. Presented May 16, 1914.—*Mr. Maclean (Halifax)*.....*Not printed.*
- 231z.** Return to an Order of the House of the 2nd February, 1914, for a copy of all papers, correspondence, telegrams, letters, pay-rolls, accounts and vouchers in any way referring to the expenditure of money by this Government for the building and repair of the public wharf at Port Hood. Presented May 16, 1914.—*Mr. Chisholm (Inverness)*.....*Not printed.*
- 231 (2a).** Return to an Order of the House of the 4th May, 1914, for a copy of all correspondence, telegrams, complaints, pay-rolls, vouchers and all other documents in any way connected with the expenditure of \$500 during the year 1913 on Finlay Point wharf, Inverness County. Presented May 16, 1914.—*Mr. Chisholm (Inverness)*.....*Not printed.*
- 231 (2b).** Return to an Order of the House of the 6th April, 1914, for a copy of all correspondence, letters, telegrams, petitions and recommendations relating to the wharf at Arichat, N.S., to be used by SS. *Magdalen*. Presented May 29, 1914.—*Mr. Kytte*.....*Not printed.*
- 231 (2c).** Return to an Order of the House of the 9th March, 1914, for a return showing:—  
 1. How much money was spent upon Kingsport Pier, Kings County, N.S., during the year 1913?  
 2. The name of the foreman or commissioner, by whom he was recommended, and the remuneration paid him?  
 3. How much lumber was purchased and used for said pier, from whom it was purchased, and the particulars of the prices paid therefor?  
 4. What was done with the lumber or piling taken out of said pier, and if the same was sold, to whom and at what price? Presented May 29, 1914.—*Mr. Maclean (Halifax)*.....*Not printed.*

## CONTENTS OF VOLUME 28—Continued.

- 231 (2d).** Return to an Order of the House of the 27th April, 1914, for a copy of all correspondence, pay-rolls, accounts, receipts, vouchers and papers relating to the construction of Kraut Point wharf, Lunenburg County, N.S. Presented June 12, 1914.—*Mr. Maclean (Halifax)* ..... *Not printed.*
- 232.** Return to an Order of the House of the 4th March, 1914, for a return showing:—  
 1. How much money has been expended in public works in the Counties of Rimouski and Gaspé, respectively, since October 11, 1911.  
 2. How much of the money so expended was provided for in the estimates of 1911-1912?  
 3. What amount was expended on the works for which money was not included in the estimates of 1911-1912? Presented April 2, 1914.—*Mr. Marcell (Bonaventure)*.  
*Not printed.*
- 232a.** Return to an Order of the House of the 23rd February, 1914, for a return showing how much money has been expended on public works in Antigonish County since October 11, 1911.  
 2. How much of the amount so expended was provided in the estimates for 1911-1912?  
 3. What amount, not included in the estimates for 1911-1912, was expended on public works in said county? Presented April 2, 1914.—*Mr. Chisholm (Antigonish)*.
- 232b.** Return to an Order of the House of the 9th February, 1914, for a copy of all papers, reports, documents, correspondence, plans, &c., in reference to a proposed Government public building at Bear River, N.S., and the purchase of a site for the same. Presented April 2, 1914.—*Mr. Maclean (Halifax)* ..... *Not printed.*
- 232c.** Return to an Order of the House of the 9th April, 1913, for a copy of all charges, correspondence, pay-rolls, telegrams and other documents relating in any way to the expenditure of money on the harbour improvements at Mabou Harbour by the Department of Public Works, during the years 1911-12, 1912-13. Presented April 2, 1914.—*Mr. Chisholm (Inverness)* ..... *Not printed.*
- 232d.** Return to an Order of the House of the 28th May, 1913, was issued to the proper officer for a copy of the specifications and tenders for materials to be used in connection with the proposed dry dock at Lauzon, Quebec. Presented April 2, 1914.—*Mr. Lemieux*.  
*Not printed.*
- 232e.** Return to an Order of the House of the 3rd March, 1913, for a copy of all documents, letters, reports of engineers and statements of detailed expenditure in connection with dredging at Bonaventure River, Quebec. Presented April 2, 1914.—*Mr. Marcell (Bonaventure)* ..... *Not printed.*
- 232f.** Return to an Order of the House of the 3rd March, 1913, for a copy of all petitions, correspondence, reports or other papers or documents in the Department of Public Works relating to the building of a breakwater at Goulman's Point, Half Island Cove, Guysboro' County, N.S. Presented April 2, 1914.—*Mr. Sinclair*..... *Not printed.*
- 232g.** Return to an Order of the House of the 16th February, 1914, for a copy of all letters, telegrams, correspondence and documents of all kinds in any way relating to a lighthouse to be built at Red Cape, Margaree Harbour, Inverness County. Presented April 7, 1914.—*Mr. Chisholm (Inverness)* ..... *Not printed.*
- 232h.** Return to an Order of the House of the 2nd February, 1914, for a copy of all papers, documents, telegrams, correspondence, &c., in reference to the purchase of a site in Saskatoon for a post office building. Presented April 16, 1914.—*Mr. McCrancy*.  
*Not printed.*
- 232i.** Return to an Order of the House of the 9th February, 1914, for a copy of all correspondence, reports, petitions and documents exchanged by and with the Department of Public Works since the 1st of September, 1911, to date, with the reasons why the construction of the public building, authorized in the town of St. Lin Des Laurentides, County of L'Assomption, as per the estimates of 1911-1912, has not been proceeded with. Presented April 17, 1914.—*Mr. Seguin* ..... *Not printed.*
- 232j.** Return to an Order of the House of the 2nd February, 1914, for all correspondence, reports and documents exchanged by and with the Department of Public Works from October, 1911, to date, regarding the non-erection of the public building authorized to be erected at New Carlisle, the county seat of Bonaventure County, in the estimates of 1911-1912. Presented April 17, 1914.—*Mr. Marcell (Bonaventure)*..... *Not printed.*
- 232k.** Return to an Order of the House of the 2nd February, 1914, for a return showing the names of all persons who worked on Lingan Bar, South Cape Breton, under Superintendent H. D. McLean, the wages paid to each per diem, the amount paid each or payable to each, and showing generally how the amount voted for such work was expended, and the amount received by H. D. McLean in connection with said work. Presented April 17, 1914.—*Mr. Carroll* ..... *Not printed.*

---



---

**CONTENTS OF VOLUME 28—Continued.**

- 232l.** Return to an Order of the House of the 2nd February, 1914, for a copy of all papers, advertisements, tenders, contracts, papers, telegrams, correspondence, returns, reports, accounts, vouchers, receipts, &c., in connection with any dredging performed by the Nova Scotia Dredging Company, or any other company, corporation or individuals, at Jeddore, Halifax County, N.S., in the years 1912 and 1913. Presented April 17, 1914.—*Mr. Maclean (Halifax)*.....*Not printed.*
- 232m.** Return to an Order of the House of the 12th May, 1913, for a copy of all papers, telegrams, documents, reports, correspondence, pay-rolls, &c., in any way relating to a life-saving station which was constructed at Cheticamp, during 1912. Presented April 28, 1914.—*Mr. Chisholm (Inverness)*.....*Not printed.*
- 232n.** Return to an Order of the House of the 12th March, 1914, for a return showing:—  
 1. What firms or persons are or have been engaged in dredging for the Government in the harbour of St. John and upon the St. John river and its tributaries since October 1, 1911.  
 2. What amount has been paid to each firm or person for this work from October 1, 1911, to the present time?  
 3. Who are the officers, president, manager and secretary of each of these corporations? Presented April 30, 1914.—*Mr. Carvell*.....*Not printed.*
- 232o.** Return to an Order of the House of the 16th February, 1914, for a copy of all documents bearing on the repairing and improvement of the Metapedia Road in the Counties of Rimouski and Bonaventure. Presented April 30, 1914.—*Mr. Marcil (Bonaventure)*.....*Not printed.*
- 232p.** Return to an Order of the House of the 12th March, 1914, for a return showing:—  
 1. What tug boats, steam or gasoline tenders, have been employed by the Government since September 21, 1911, in connection with the dredging operations in St. John harbour and in the River St. John and its tributaries?  
 2. Who are the registered owners of these boats and from whom each is hired?  
 3. The sum paid per day for each tug boat or tender and how many days each has worked in the period referred to.  
 4. What amount of money has been paid for the service of each boat in the period referred to and to whom it has been paid. Presented April 30, 1914.—*Mr. Carvell*.....*Not printed.*
- 232q.** Return to an Order of the House of the 9th March, 1914, for a return showing the details as to the nature of the work concerning the damming of the Chateauguay river, the number of men employed, their names, the wages paid in each case and the period of their employment during the calendar year 1913. Presented April 30, 1914.—*Mr. Lemieux*.....*Not printed.*
- 232r.** Return to an Order of the House of the 16th March, 1914, for a copy of all letters, telegrams, correspondence, reports, petitions, and communications filed in the Department of Public Works since 1910, relating to the dredging of Antigonish harbour, or the straightening or widening of the channel, or other improvements proposed to be made there. Presented April 30, 1914.—*Mr. Chisholm (Antigonish)*.....*Not printed.*
- 232s.** Return to an Order of the House of the 23rd March, 1914, for a copy of all letters, papers and other documents relative to the purchase of a lot of land in the town of Stellarton, for a public building. Presented April 30, 1914.—*Mr. Macdonald*.....*Not printed.*
- 232t.** Return to an Order of the House of the 2nd February, 1914, for a copy of all papers, correspondence, telegrams, letters, pay-rolls, accounts, and vouchers in any way referring to the expenditure of money by this Government in the construction of the new telegraph or telephone line from Baddeck, Victoria County, N.S., to North East Margaree, Inverness County, N.S., thence to Big Intervale, Inverness County, N.S., and also in connection with the lines from South West Margaree to Loch Ban, and from Scotsville to Whyccomagh, all in Inverness County, N.S. Presented May 4, 1914.—*Mr. Chisholm (Antigonish)*.....*Not printed.*
- 232u.** Return to an Order of the House of the 2nd February, 1914, for a copy of all papers, documents, telegrams, correspondence, &c., in reference to the purchase of a property or site on Gottingen street, Halifax, for the erection of a post office building. Presented May 4, 1914.—*Mr. Maclean (Halifax)*.....*Not printed.*
- 232v.** Return to an Order of the House of the 16th March, 1914, for a return showing all payments made in the year 1913 in connection with repairs done to, or moneys expended on, the Blue Rock breakwater in Antigonish County, with the names of the persons to whom such payments were made, the amount paid to each, and what such amounts were for. Presented May 4, 1914.—*Mr. Chisholm (Antigonish)*.....*Not printed.*
- 232w.** Return to an Order of the House of the 9th March, 1914, for a copy of all papers, documents, correspondence, &c., from any person or persons in connection with the purchase of the site for the post office at Canning, N.S. Presented May 4, 1914.—*Mr. Maclean (Halifax)*.....*Not printed.*

## CONTENTS OF VOLUME 28—Continued.

- 232r.** Return to an Order of the House of the 2nd February, 1914, for a copy of all tenders received for the construction of a lighthouse at Grand Anse, Gloucester County, N.B., and of the contract awarded. Presented May 5, 1914.—*Mr. Turgeon*.....*Not printed.*
- 232y.** Return to an Order of the House of the 16th February, 1914, for a copy of all papers, letters, telegrams, reports, deeds, fees paid to lawyers, and other documents relative to the purchasing of land from Mrs. C. F. Bertrand and Arthemise D'onne, in connection with the works on the southwest side of Rivière-Verte, l'Islet, County of Témiscouata. Presented May 5, 1914.—*Mr. Gauvreau* .....*Not printed.*
- 232z.** Return to an Order of the House of the 20th April, 1914, for a copy of all correspondence between the Minister of Public Works, the Minister of Justice, or any other member of the Government, and any person or persons, relating to the location and erection of the new post office in the village of Eganville, County of Renfrew. Presented May 5, 1914.—*Mr. Graham* .....*Not printed.*
- 232 (2a).** Return to an Order of the House of the 16th March, 1914, for a copy of all correspondence, documents, recommendations and reports, respecting the dredging of Des Prairies river, the work done, depth, length and width of channel dredged, the list of men employed to perform that work, their salaries respectively, and the amount of money spent on that work since the 22nd of November, 1912, up to the 2nd of February, 1914. Presented May 7, 1914.—*Mr. Wilson (Laval)* .....*Not printed.*
- 232 (2b).** Return to an Order of the House of the 6th April, 1914, for a copy of all letters, telegrams, correspondence, complaints, bills, accounts, vouchers, receipts and any documents in any way connected with the expenditure of money at Friar's Head Boat Harbour by Simon P. Doucet, during the years 1912-13, 1913-14. Presented May 7, 1914.—*Mr. Chisholm (Inverness)* .....*Not printed.*
- 232 (2c).** Return to an Order of the House of the 16th February, 1914, for a copy of all papers in connection with the public building at Gravelburg, from and since January 1, 1912. Presented May 7, 1914.—*Mr. Knowles* .....*Not printed.*
- 232 (2d).** Return to an Order of the House of the 23rd March, 1914, for a copy of all specifications and of all tenders pertaining to the Brantford public building now being erected, and of the contract awarded, and of all correspondence, whether by letter or telegram, with reference thereto. Presented May 7, 1914.—*Mr. Nesbitt*.....*Not printed.*
- 232 (2e).** Return to an Address to His Royal Highness the Governor General of the 9th February, 1914, for a copy of all correspondence, telegrams, petitions and memorials received by the Right Honourable R. L. Borden, Premier of Canada, or any other Minister of the Crown since the first day of October, 1911, from J. A. Gillies, Esq., N.S., or any resident of the County of Richmond, N.S., relative to expenditure of public money on public works in the said County of Richmond. Presented May 8, 1914.—*Mr. Kyte*.  
*Not printed.*
- 232 (2f).** Supplementary Return to an Order of the House of the 20th April, 1914, for a copy of all correspondence between the Minister of Public Works, the Minister of Justice or any other member of the Government, and any person or persons, relating to the location and erection of the new post office in the village of Eganville, County of Renfrew. Presented May 8, 1914.—*Mr. Graham* .....*Not printed.*
- 232 (2g).** Return to an Order of the House of the 2nd February, 1914, for a return showing the dredging operations carried on in Bonaventure County in 1913, together with a copy of estimates, reports, and correspondence. Presented May 11, 1914.—*Mr. Marcell*.  
*Not printed.*
- 232 (2h).** Return to an Order of the House of the 9th February, 1914, for a copy of all correspondence and other documents in reference to the erection of a customs building in the village of Chesley, Riding of South Bruce. Presented May 12, 1914.—*Mr. Truar*.  
*Not printed.*
- 232 (2i).** Return to an Order of the House of the 6th April, 1914, for a copy of all accounts and vouchers covering the expenditure during the calendar year 1913 at South Lake, Lakevale, Antigonish County, and showing in detail, the persons to whom such payments were made, what such payments were for, the number of day labourers employed, and the rate of wages, the quantity of material used and the price paid therefor, the quantity of material hauled to the work and not used, and the persons supplying such material. Presented May 12, 1914.—*Mr. Chisholm (Antigonish)*.  
*Not printed.*
- 232 (2j).** Return to an Order of the House of the 23rd February, 1914, for a copy of all letters, papers, telegrams, valuations, appraisals and other documents relative to the obtaining of a site for a public building at Hantsport, Nova Scotia. Presented May 12, 1914.—*Mr. Macdonald* .....*Not printed.*
- 232 (2k).** Return to an Order of the House of the 11th February, 1914, for a copy of all correspondence, letters, telegrams, reports, appraisals and other documents relative to the expropriation of the lands of John Campbell and Albert E. Milligan, in connection with the improvements on the East River at Pictou. Presented May 12, 1914.—*Mr. Macdonald* .....*Not printed.*

---



---

 CONTENTS OF VOLUME 28—*Continued.*

- 232 (2l).** Return to an Order of the House of the 16th March, 1914, for a copy of all papers, letters and other documents, including pay-lists relating to the expenditure of moneys by the Public Works Department on Falmouth Township Dyke, Hants County, in 1913. Presented May 12, 1914.—*Mr. Macdonald.* ..... *Not printed.*
- 232 (2m).** Return to an Order of the House of the 16th March, 1914, for a copy of all accounts, vouchers, pay-rolls, instructions, correspondence and recommendations relating to the expenditure on the public building at Arichat, N.S., since the 11th day of October, 1911. Presented May 16, 1914.—*Mr. Kyte.* ..... *Not printed.*
- 232 (2n).** Return to an Order of the House of the 4th March, 1914, for a copy of all correspondence and other documents in connection with the letting of the construction for the Toronto harbour works. Presented May 16, 1914.—*Mr. Pardee.* ..... *Not printed.*
- 232 (2o).** Return to an Order of the House of the 2nd February, 1914, for a return showing the nature and cost of works carried on in the County of Bonaventure by the Department of Public Works since October 10, 1911, to date, together with a copy of all reports, estimates, pay-lists, and correspondence in connection therewith. Presented May 27, 1914.—*Mr. Marcil (Bonaventure)* ..... *Not printed.*
- 232 (2p).** Return to an Order of the House of the 23rd March, 1914, for a copy of all correspondence, documents, recommendations and reports respecting the dredging at Port Elgin, Westmorland County, N.E., with the names of men employed to perform that work, their salaries, respectively, and the amount of money spent on the same from January 1, 1901, to January 1, 1914. Presented May 27, 1914.—*Mr. Robidou.* ..... *Not printed.*
- 232 (2q).** Further Supplementary Return to an Order of the House of the 20th April, 1914, for a copy of all correspondence between the Minister of Public Works, the Minister of Justice, or any other member of the Government, and any person or persons, relating to the location and erection of the new post office in the village of Eganville, County of Renfrew. Presented May 27, 1914.—*Mr. Graham.* ..... *Not printed.*
- 232 (2r).** Return to an Order of the House of the 16th February, 1914, for a copy of all papers in connection with the Immigration Hall at Gravelburg, Sask., from and since the 1st January, 1912. Presented June 1, 1914.—*Mr. Knowles.* ..... *Not printed.*
- 232 (2s).** Return to an Order of the House of the 2nd February, 1914, for a copy of all advertisements, tenders, accounts, vouchers, letters, documents and correspondence relating to the construction of a breakwater at The Graff, Halifax County, N.S. Presented June 2, 1914.—*Mr. Maclean (Halifax)* ..... *Not printed.*
- 232 (2t).** Return to an Order of the House of the 23rd February, 1914, for a copy of all letters, telegrams, correspondence, contracts and documents relating to the surrender of a contract for dredging in Miramichi Bay, N.E., by Messrs. A. and R. Loggie, and also with reference to the letting of a contract for the same, or any portion of said work, to the Northern Dredging Company; together with a copy of all notices for tenders, tenders and contracts in connection therewith. Presented June 2, 1914.—*Mr. Carvell.* ..... *Not printed.*
- 232 (2u).** Return to an Order of the House of the 6th April, 1914, for a copy of all letters, telegrams, documents, papers, &c., in connection with the purchase by the Government of lots 1 and 2, block 125, plan 96, in the city of Moosejaw, for an examining warehouse site. Presented June 2, 1914.—*Mr. Knowles.* ..... *Not printed.*
- 232 (2v).** Return to an Order of the House of the 16th February, 1914, for a copy of all letters, telegrams, correspondence of all kinds, pay-rolls, vouchers, &c., in any way referring to the expenditure of moneys on sheer dams on the Margaree river, at Margaree and North East Margaree, during 1911-1912 and 1912-1913. Presented June 2, 1914.—*Mr. Chisholm (Inverness)* ..... *Not printed.*
- 233.** Return to an Order of the House of the 24th April, 1913, for a return showing what officers and men were employed on the dredge *Northumberland* at Pictou in the months of January, February and March, 1913, and the salaries and wages paid to them respectively; the amounts paid for repairs and supplies respectively, for said dredge during said months and to whom paid respectively. Presented April 2, 1914.—*Mr. Macdonald.* ..... *Not printed.*
- 234.** New Lobster Fishery Regulations established by Order in Council of the 25th March, 1914, in lieu of those established by Order in Council of the 30th September, 1910, and all amendments thereto, by virtue of the provisions of Section 54 of the Fisheries Act, chapter 45 of the Revised Statutes of Canada, 1906. Presented by Hon. Mr. Hazen, April 7, 1914 ..... *Not printed.*
- 235.** Return to an Order of the House of the 23rd March, 1914, for a return showing:—
1. How many engineers there are in the employ of the Intercolonial Railway at Moncton and at other points on that railway, and their names?
  2. How many were formerly in the employ of the Canadian Pacific Railway Company?
  3. Whether Martin Murphy, C.E., is employed in the service of that railway. If so, when he was employed and what his age is? Presented April 7, 1914.—*Mr. Emmerson* ..... *Not printed.*

---



---

**CONTENTS OF VOLUME 28—Continued.**

- 236.** Return to an Order of the House of the 30th March, 1914, for a return showing the travelling expenses paid by the Government to the Honourable Rodolphe Roy, Judge of the Superior Court at Rimouski, during the years 1912-1913 and 1914, for trips from Quebec to Rimouski and return. Presented April 8, 1914.—*Mr. Boulay*.....*Not printed.*
- 237.** Return to an Order of the House of the 23rd March, 1914, for a return showing:—  
 1. The names of the lawyers who represented the Department of Justice in the district of Quebec, since the 21st September, 1911.  
 2. The amount of money paid to each of them. Presented April 8, 1914.—*Mr. Lapointe (Kamouraska)*.....*Not printed.*
- 238.** Return to an Order of the House of the 4th February, 1914, for a copy of all letters, telegrams and documents generally concerning the withdrawal of an appeal in the Supreme Court of Canada, in the case of His Majesty the King, appellant, and Alfred Olivier Falardeau and Constant Napoleon Falardeau, respondents. Presented April 8, 1914.—*Mr. Lemieux*.....*Not printed.*
- 239.** Return to an Order of the House of the 16th March, 1914, for a copy of all transfers of lands by the Militia Department to the Harbour Commissioners of Montreal, and of all correspondence with regard to the same. Presented April 15, 1914.—*Mr. Carvell*.....*Not printed.*
- 240.** Return to an Order of the House of the 2nd March, 1914, for a return showing:—  
 1. The quantities of wheat, by grade, received into the terminal elevators at Fort William and Port Arthur, from the date of the weigh-up in 1910, to date of weigh-up in 1911, the same for 1911-1912, and the same for 1912-1913.  
 2. The quantities, by grade, delivered by each of the said elevators during the same periods.  
 3. The average or shortage, as the case may be, of each grade in each of the said elevators, as shown by the said weigh-ups in each of those above mentioned periods.  
 4. The date of the weigh-up in each case. Presented April 15, 1914.—*Mr. Neely*.....*Not printed.*
- 241.** Return to an Order of the House of the 2nd March, 1914, for a copy of all rules, orders and regulations, &c., affecting the handling of grain made by the Grain Commission to date, and of any changes made in elevator charges and terms, if any. Presented April 15, 1914.—*Mr. Neely*.....*Not printed.*
- 242.** Return to an Order of the House of the 6th April, 1914, for a copy of the new rules and regulations in regard to employees of the Intercolonial Railway and Prince Edward Island Railways. Presented April 15, 1914.—*Mr. Macdonald*.....*Not printed.*
- 243.** Return to an Address to His Royal Highness the Governor General of the 30th March, 1914, for a copy of all correspondence, petitions, lists of shareholders, Orders in Council, licenses, certificates and other papers and documents, and of all renewals thereof, relating to the incorporation and licensing of the Banque St. Jean, the Banque Ville Marie and the Banque Jacques Cartier, all in the Province of Quebec. Presented April 16, 1914.—*Mr. Demers*.....*Not printed.*
- 243a.** Return to an Address to His Royal Highness the Governor General of the 23rd March, 1914, for a copy of all correspondence, petitions, lists of shareholders, Orders in Council, licenses, certificates and other papers and documents and all renewals thereof, relating to the incorporation and licensing of the Bank of Yarmouth, and of all papers and documents relating to the winding up of the business of the said bank. Presented April 16, 1914.—*Mr. Law*.....*Not printed.*
- 243b.** Return to an Address to His Royal Highness the Governor General, of the 16th March, 1914, for a copy of all correspondence, petitions, lists of shareholders, Orders in Council, licenses, certificates and other papers and documents and all renewals thereof, relating to the incorporation and licensing of the Pictou Bank, and of all papers and documents relating to the winding up of the business of the said bank. Presented April 30, 1914.—*Mr. Macdonald*.....*Not printed.*
- 244.** Return to an Order of the House of the 23rd March, 1914, for a copy of the reports made by Colin F. McKinnon, of Taylor's Road, Antigonish County, Frank A. McEchen, of Inverness, N.S., John A. McDougall of Glace Bay, C.B., J. M. McDonald, of Christmas Island, C.B., William Watkins of Cobourg Road, Halifax, S. P. Fream, of Brighton, Digby County, and J. J. Walker of Truro, N.S., special immigration agents appointed from the Province of Nova Scotia. Presented April 16, 1914.—*Mr. Chisholm (Antigonish)*.....*Not printed.*
- 245.** Return to an Address to His Royal Highness the Governor General of the 4th February, 1914, for a copy of all correspondence and papers generally concerning the proposed changes of the Judicial Committee of the Privy Council. Presented April 16, 1914.—*Mr. Lemieux*.....*Not printed.*



---



---

**CONTENTS OF VOLUME 28—Continued.**

- 246.** Return to an Order of the House of the 2nd March, 1914, for a return giving the following information, as far as may be available, respecting the constitution of Upper Chambers or Senates within the British Empire and in foreign countries, and especially such information in respect of the self-governing Dominions and of foreign countries possessing a federal system of Government:—
1. As to the method of appointment, whether by executive authority or by election by the people, or otherwise.
  2. As to the term of appointment, whether for life or for a term of years, or toherwise.
  3. As to a re-appointment or re-election, and generally as to the filling of vacancies occasioned by death or otherwise.
  4. As to qualifications, whether by age, residence, possession of real or personal property or otherwise.
  5. As to limitation of the membership, and as to the numerical relation of the membership to that of the Lower House.
  6. As to provisions for dissolution, appeal to the electorate, conferences or additional appointments in case of disagreement between the Upper and Lower House.
  7. As to the operation of the various systems in the several Dominions and countries mentioned, and in what respect defects or difficulties have made themselves manifest.
  8. All other relevant information respecting the constitution and status of such Upper Chambers. Presented April 16, 1914.—*Mr. Middlebro.*  
*Printed for sessional papers only.*
- 246a.** Further Supplementary Return to an Order of the House of the 2nd March, 1914, for a return giving the following information, as far as may be available, respecting the constitution of Upper Chambers or Senates within the British Empire and in foreign countries, and especially such information in respect of the self-governing Dominions and of foreign countries possessing a federal system of Government:—
1. As to the method of appointment, whether by executive authority or by election by the people, or otherwise.
  2. As to the term of appointment, whether for life or for a term of years, or otherwise.
  3. As to a re-appointment or re-election, and generally as to the filling of vacancies occasioned by death or otherwise.
  4. As to qualifications, whether by age, residence, possession of real or personal property or otherwise.
  5. As to limitation of the membership, and as to the numerical relation of the membership to that of the Lower House.
  6. As to provisions for dissolution, appeal to the electorate, conferences or additional appointments in case of disagreement between the Upper and Lower Houses.
  7. As to the operation of the various systems in the several Dominions and countries mentioned, and in what respect defects or difficulties have made themselves manifest.
  8. All other relevant information respecting the constitution and status of such Upper Chambers. Presented June 10, 1914.—*Mr. Middlebro.* . . .  
*Printed for sessional papers only.*
- 247.** Return to an Order of the House of the 1st April, 1914, for a return showing:—
1. What it has cost the Government for bottled and distilled water in Ottawa since January 1, 1912, to March 1, 1914?
  2. What it is costing the Government per day now for bottled and distilled water? Presented April 16, 1914.—*Mr. Sexsmith* . . . . . *Not printed.*
- 248.** Return to an Order of the House of the 11th February, 1914, for a copy of all papers, letters, telegrams, reports and other documents relative to the purchase of land from Joseph Fraser, in connection with the works at Cariboo Island, Pictou County, in the Public Works Department. Presented April 16, 1914.—*Mr. Macdonald* . . . . . *Not printed.*
- 249.** Return to an Order of the House of the 21st May, 1913, for a copy of all correspondence exchanged during the year 1912, between Captain Belanger, commandant of the *Eureka* and the Department of Marine and Fisheries, both at Quebec and Ottawa. Presented April 16, 1914.—*Mr. Boulay* . . . . . *Not printed.*
- 250.** Return to an Order of the House of the 23rd March, 1914, for a return showing:—
1. The names of the wharfingers at Coteau Landing from 1900 to 1914.
  2. The names of the vessels which moored there during that period.
  3. What wharfage each of those vessels paid during that time?
  4. What wharfage a coaler paid for unloading between 1900 and 1912? Presented April 17, 1914.—*Mr. Paquet* . . . . . *Not printed.*
- 251.** Return to an Order of the House of the 4th March, 1914, for a copy of all correspondence, letters, telegrams and documents in connection with the removal of ice in Yarmouth, N.S., harbour, by C.G.S. *Stanley* in February, 1914. Presented April 21, 1914.—*Mr. Law* . . . . . *Not printed.*

---



---

**CONTENTS OF VOLUME 28—Continued.**

- 252.** Report of the Royal Commission on Penitentiaries, together with the evidence taken and exhibits filed before the said commission. Presented by Hon. Mr. Doherty, April 22, 1914. (Report only) .....*Printed for distribution and sessional papers.*
- 253.** Return to an Order of the House of the 9th March, 1914, for a return showing:—
1. How many professors, lecturers and inspectors the Department of Agriculture has in the Province of Prince Edward Island?
  2. Their names, the salaries they receive, and the travelling expenses of each.
  3. The duties of these professors, lecturers and inspectors?
  4. How many meetings were held or demonstrations given by each of these professors, lecturers and inspectors during the months of March, April, May, June, July, August, September and October last year?
  5. Where each meeting was held or demonstration given, and how each was advertised?
  6. How many boxes, baskets and barrels of fruit were inspected last season, and the kinds of fruit so inspected?
  7. When and where the inspection took place and how many boxes, baskets and barrels were found to be improperly or falsely marked?
  8. Whether the Department received a resolution or petition from the Fruit Growers' Association of Prince Edward Island.
  9. If so, what prayer or request the said resolution or petition contained, and what the Department has decided to do in regard to the matter?
  10. How many cheese and butter factories were operated in each of the counties of Prince Edward Island in the year 1910 and how many in the year 1913. Presented April 22, 1914.—*Mr. Hughes (P.E.I.)* .....*Not printed.*
- 254.** Return to an Order of the House of the 26th February, for a return showing:—The freight rates charged during the years 1912 and 1913 on wheat from Fort William or Port Arthur to ports on the Georgian Bay and Canadian ports on Lake Huron and Lake Erie, by the Canadian Pacific Steamship Line, the Northern Navigation Company, the Merchant's Mutual Line, Inland Lines, and the Canadian Lake Line. Presented April 24, 1914.—*Mr. Aikins* .....*Not printed.*
- 255.** Return to an Order of the House of the 23rd March, 1914, for a copy of all letters, papers, telegrams, recommendations and documents of every kind in connection with the purchase of a Rifle Range near Souris, Prince Edward Island. Presented April 27, 1914.—*Mr. Hughes (P.E.I.)* .....*Not printed.*
- 256.** Return to an Order of the House of the 2nd February, 1914, for a copy of all papers, advertisements, tenders, bids, contracts, telegrams, correspondence, accounts, receipts, vouchers, &c., in reference to the supply of meats, hay, oats, and all other supplies for the 1913 summer and autumn drill at Aldershot Camp, Nova Scotia. Presented April 27, 1914.—*Mr. Maclean (Halifax)* .....*Not printed.*
- 256a.** Return to an Order of the House of the 30th March, 1914, for a copy of all advertisements, tenders, contracts, documents, papers, &c., relative to the supply of ice for the Aldershot Military Camp, N.S., for the season of 1914. Presented May 29, 1914.—*Mr. Maclean (Halifax)* .....*Not printed.*
- 257.** Return to an Order of the House of the 1st April, 1914, for a Return showing:—
1. The total amount paid for pensions by the Department of Militia and Defence for the year ending March 31, 1913.
  2. The number of militia officers at present on the pay-roll of the permanent corps.
  3. How many private soldiers are at present on the pay-roll of the permanent force?
  4. How many private soldiers joined the force during 1913?
  5. How many deserted during 1913?
  6. The gross amount expended by the Department of Militia and Defence for the salaries of officers and officials of every kind in the employ of the Department at Ottawa or elsewhere during the fiscal year 1912-1913.
  7. The gross amount paid out for services to the private soldiers of the permanent corps during the said year 1912-1913. Presented April 27, 1914.—*Mr. Sinclair* .....*Not printed.*
- 258.** Return to an Order of the House of the 4th February, 1914, for a copy of all letters, telegrams, &c., exchanged between the Department of Militia and Messrs. A. Macdonald, E. Montpetit and others, in connection with the organization of the 33rd Hussars, at Vaudreuil and Soulanges. Presented April 27, 1914.—*Mr. Boyer* .....*Not printed.*
- 259.** Return to an Order of the House of the 9th March, 1914, for a copy of all letters, telegrams, reports, and other correspondence, in possession of the Department of Militia and Defence, relating to the purchase of land in Parnham, Quebec, for a military camp ground. Presented April 27, 1914.—*Mr. Kay* ..... *Not printed.*
- 260.** Return to an Order of the House of the 2nd February, 1914, for a copy of all correspondence between the Department of Agriculture or the Department of Customs and C. S. Campbell, Esq., K.C., relating to the importation of pure-bred animals into Canada. Presented April 27, 1914.—*Mr. Kay* .....*Not printed.*

CONTENTS OF VOLUME 28—*Continued.*

261. Return to an Order of the House of the 2nd March, 1914, for a copy of all correspondence, letters, telegrams, and other documents relative to the immigration of Asiatics including Hindus, Japanese and Chinese, which have a bearing either directly or indirectly upon the Order in Council passed by the Government during December, 1913, restricting immigration into the Province of British Columbia. Presented April 27, 1914.—*Mr. Oliver* ..... *Not printed.*
262. Return to an Address to His Royal Highness the Governor General of the 30th March, 1914, for a copy in duplicate of all leases, agreements, correspondence, Orders in Council and other documents relating to the water-power or privileges connected with the Stevens Dam, so called, that had been constructed across the River Trent at the village of Campbellford, together with a copy in duplicate of a license in connection with said dam, granted to the Honourable James Cockburn and others under date December 9, 1869, and of all correspondence with, and opinions of, the Minister of Justice at the time of the granting of said license and since that date; also a duplicate copy of all papers, correspondence, Orders in Council and other documents relating to or connected with the cancellation, termination and revocation of such license on the 12th of August, 1911, and of all correspondence, propositions, agreements or other documents had and made by, to or with the Trent Valley Woollen Manufacturing Company, Limited, and of all correspondence with the Department of Justice and opinions thereof relating thereto; also a duplicate copy of all correspondence, reports, Orders in Council and other documents referred to or mentioned in an Order in Council of date August 25, 1913, set forth on page W 398, in the third volume of the Auditor General's Report, 1913, and of all correspondence with the Auditor General and by and between the Auditor General and any department of Government relating thereto or connected therewith. Presented April 27, 1914.—*Mr. Emmerson* ..... *Not printed.*
263. Return to an Order of the House of the 2nd February, 1914, for a copy of all papers, deeds, contracts, &c., in connection with the purchase by the Board of Harbour Commissioners of Quebec, of a stone quarry at St. Nicholas, Que. Presented April 28, 1914.—*Mr. Lemieux* ..... *Not printed.*
264. Return to an Order of the House of the 6th April, 1914, for a copy of all petitions, correspondence, telegrams and other papers and documents received by the Department of Marine and Fisheries since January 1, 1914, relating to the transportation of fish from the Maritime Provinces to the United States, and of all replies thereto. Presented April 29, 1914.—*Mr. Sinclair* ..... *Not printed.*
265. Return to an Order of the House of the 2nd February, 1914, for a copy of all papers, deeds and contracts in connection with the purchase by the Department of Agriculture of a quarantine station at Lévis, Que., on or about July 29, 1913. Presented April 29, 1914.—*Mr. Lemieux* ..... *Not printed.*
266. Copy of Order in Council No. P. C. 976, dated 18th April, 1914, "Revised Regulations governing the entry of Naval Cadets." Presented by Hon. Mr. Hazen, April 30, 1914. *Not printed.*
- 266a. Copy of Order in Council dated 18th May, 1914, concerning the organization of a Naval Volunteer Force. Presented by Hon. Mr. Hazen, May 23, 1914. .... *Not printed.*
267. Return to an Order of the House of the 4th March, 1914, for a copy of all papers, correspondence and telegrams concerning the deportation of Bhwagan Singh, a Sikh priest, in defiance of a writ of Habeas Corpus. Presented April 30, 1914.—*Mr. Lemieux*. *Not printed.*
268. Statement of receipts and expenditures of the National Battlefields Commission to 31st March, 1914, as required by 7-8 Edward VII, chapter 57, section 12. Presented by Hon. Mr. White, May 4, 1914. .... *Not printed.*
269. Copy of the trust deed, dated 30th June, 1903, between the Canadian Northern Railway Company and the British Empire Trust Company and the National Trust Company, Limited. Presented by Hon. Mr. Borden, May 4, 1914. .... *Not printed.*
- 269a. Copy of the trust deed, dated 6th May, 1910, between the Canadian Northern Railway Company and the British Empire Trust Company and the National Trust Company, Limited. Presented by Hon. Mr. Borden, May 4, 1914. .... *Not printed.*
- 269b. Copy of the trust deed, dated 19th November, 1913, between the Canadian Northern Railway Company, Mackenzie, Mann & Co., Limited, and the British Empire Trust Company, and the National Trust Company, Limited. Presented by Hon. Mr. Borden, May 4, 1914. .... *Printed for distribution and sessional papers.*
- 269c. Statement showing the floating liabilities of the railway companies embraced in the general title of the Canadian Northern Railway System. Presented by Hon. Mr. Borden, May 4, 1914. .... *Not printed.*
- 269d. Statement of securities pledged as collateral to temporary loans of the Canadian Northern System. Presented by Hon. Mr. Borden, May 4, 1914. .... *Not printed.*

## CONTENTS OF VOLUME 28—Continued.

- 269f. Statement showing the engineer's estimate of the cost of completing the Canadian Northern Railway System. Presented by Hon. Mr. Borden, May 4, 1914.....*Not printed.*
- 269f. Statement of capital stock authorized and issued, of the companies set out in the first schedule. Presented by Hon. Mr. Borden, May 6, 1914.....*Not printed.*
- 269g. Approximate estimate of betterments for six years of the lines of the Canadian Northern Railway System. Presented by Hon. Mr. Borden, May 6, 1914.....*Not printed.*
- 269h. Statements as on 31st December, 1913, bearing on the financing of the Canadian Northern Railway System. Presented by Hon. Mr. Borden, May 6, 1914.....*Not printed.*
- 269i. Papers and statements in respect to the Canadian Northern Railway System:—  
 1. Correspondence, including official application for aid.  
 2. Detailed statements showing particulars of capitalization, earnings, cost to complete, &c. Presented by Hon. Mr. Borden, May 6, 1914.  
*Printed for distribution and sessional papers.*
- 269f. Copy of trust deed dated October 4, 1911.—The Canadian Northern Railway to the Guardian Trust Company, Limited, and the British Empire Trust Company, Limited, and His Majesty the King and the Canadian Northern Railway Company. Presented by Hon. Mr. Borden, May 7, 1914.....*Printed for distribution and sessional papers.*
- 269k. List of companies whose total issued stock is owned by the Canadian Northern Railway Company; also, list of companies whose total issued stock is to be transferred to The Canadian Northern Railway Company; and also, list of companies in which the controlling interest is to be transferred to The Canadian Northern Railway Company. Presented by Hon. Mr. Borden, May 7, 1914.....*Not printed.*
- 269l. Further statements bearing on the financing of the Canadian Northern Railway System. Presented by Hon. Mr. Borden, May 7, 1914.  
*Printed for distribution and sessional papers.*
- 269m. Correspondence and telegrams received from the premiers of the Provinces of Nova Scotia, British Columbia, Alberta, and the Acting Premier of Saskatchewan, in regard to the granting of aid to the Canadian Northern Railway System. Presented by Hon. Mr. Borden, May 7, 1914.....*Printed for distribution and sessional papers.*
- 269n. Copy of trust deed dated 28th December, 1903.—The Lake Superior Terminals Company, Limited, and the National Trust Company, Limited, and the Canadian Northern Railway Company. Presented by Hon. Mr. Borden, May 11, 1914.....*Not printed.*
270. Return to an Order of the House of the 20th April, 1914, for a copy of all letters, telegrams and other documents relating to the refusal of the Railway Department, or any official of the Intercolonial Railway to permit employees of the railway at Moncton to attend the militia camp in the last year. Presented May 6, 1914.—*Mr. Macdonald.*  
*Not printed.*
271. Return to an Order of the House of the 23rd March, 1914, for a copy of all correspondence received by the Government since October 1, 1911, to date, from John M. Cormick, of Sydney Mines, N.S., in reference to the following matters in the Riding of North Cape Breton and Victoria:—Railway extension into the Riding of North Cape Breton and Victoria; the opening of the harbour at Dingwall, Aspey Bay, C.B.; the breakwater at Meat Cove in the said Riding; the boat harbour at Bay St. Lawrence; the breakwater at White Point; the breakwater at Neil's Harbour; the breakwater at McLeod's, Ingonish; in respect to Ingonish Harbour; the breakwater at Breton Cove; the breakwater at Little Bras d'Or; the breakwater at Cape Dauphin; the breakwater at Point Aconi; the proposed wharf at North Sydney the proposed extension of the breakwater at North Sydney; the bringing of the Intercolonial Railway to the ballast ground at North Sydney; the wharf at Sydney Mines; the wharf at Leitches Creek; the repairs to the wharf at Groves Point; the rebuilding of the wharf at Boisdale; the breakwater at Jamesville; the wharf at Castle Bay, and the proposed wharf at Shenacadie. Presented May 7, 1914.—*Mr. McKenzie.*.....*Not printed.*
272. Copy of all letters, documents and correspondence relating to action by the Government in regard to the relief of the shareholders and depositors of the Farmers Bank, and of the Order in Council appointing Sir William Meredith as Commissioner, and all correspondence in relation thereto. And also, Statement of Affairs, &c., relating to the Farmers Bank of Canada. Presented by Hon. Mr. White, May 8, 1914.....*Not printed.*
273. Return to an Order of the House of the 6th April, 1914, for a copy of all letters, telegrams and correspondence received by the Postmaster General in connection with complaints made that the postmaster at Yarmouth North, N.S., had been or is selling stamps outside his jurisdiction. Presented May 8, 1914.—*Mr. Law.*.....*Not printed.*
274. Return to an Order of the House of the 9th February, 1914, for a return showing the number of criminals released on parole from the various penitentiaries of the Dominion for the year ending March 31, 1913; the offence for which each prisoner so released was convicted, and showing at the same time whether such offence was a first, second, or subsequent offence. Presented May 8, 1914.—*Mr. Sinclair.*.....*Not printed.*

**CONTENTS OF VOLUME 28—Continued.**

- 275.** Return to an Order of the House of the 9th March, 1914, for a return showing:—  
 1. How many acres of public land have been given to railway companies in the Dominion of Canada by the Federal Government from 1878, to the present time?  
 2. How many acres were granted in each year during the above period of time  
 Presented May 11, 1914.—*Mr. Tobin* ..... *Not printed.*
- 276.** Return to an Order of the House of the 2nd February, 1914, for a return showing the receipts and expenses of the post office at St. Philippe, East, and of the post office at St. Philippe, West, in the parish of St. Philippe de Néri, since the first of June, 1912, to date. Presented May 11, 1914.—*Mr. Lapointe (Kamouraska)* ..... *Not printed.*
- 277.** Report of the Dominion Wreck Commissioner in the matter of a formal investigation into the causes which led to the British steamer *Saturnia* touching the ground in the Lower Traverse, River St. Lawrence, on Tuesday, April 28, 1914. Presented by Hon. Mr. Hazen, May 12, 1914. .... *Printed for sessional papers only*
- 278.** Report of the Dominion Wreck Commissioner in the matter of a formal investigation into the causes which led to the stranding of the British steamship *Montfort*, on Beauport Bank, River St. Lawrence, on Tuesday, April 28, 1914. Presented by Hon. Mr. Hazen, May 12, 1914. .... *Printed for sessional papers only.*
- 279.** Return to an Address to His Royal Highness the Governor General of the 2nd February, 1914, for a copy of the Order in Council appointing Arthur Plaunte, Esq., a Commissioner to receive claims against the Atlantic and Lake Superior Railway, the Baie des Chaleurs Railway and the Quebec Oriental Railway, and of the report of said Commissioner and of the statement of claims accepted and those rejected by him, with the reasons therefor, as well as of all correspondence, memorials, petitions and documents, generally bearing on said subject. Presented May 12, 1914.—*Mr. Marcell (Bonaventure)* ..... *Not printed.*
- 279a.** Supplementary Return to an Address to His Royal Highness the Governor General of the 2nd February, 1914, for a copy of the Order in Council appointing Arthur Plaunte, Esq., a Commissioner to receive claims against the Atlantic and Lake Superior Railway, the Baie des Chaleurs Railway and the Quebec Oriental Railway and of the report of said Commissioner and of the statement of claims accepted and those rejected by him, with the reasons therefor, as well as of all correspondence, memorials, petitions and documents, generally bearing on said subject. Presented May 22, 1914.—*Mr. Marcell (Bonaventure)* ..... *Not printed.*
- 280** Return to an Order of the House of the 6th April, 1914, for a copy of all correspondence, accounts, indemnities, travelling expenses, &c., from Fraserville to Quebec, and of all other documents relating to the amount of money received each year by His Honour Mr. Justice Ernest Cimon, from 1890 to 1913, as Judge of the Superior Court sitting at Quebec, during the time he was connected with the District of Kamouraska. Presented May 16, 1914.—*Mr. Gauvreau* ..... *Not printed.*
- 281.** Report of the delegates appointed by the Government of Canada to attend the "International Purity Congress," held in the city of Minneapolis, Minn., November 7-12, 1913. Presented by Hon. Mr. Borden, May 16, 1914. .... *Not printed.*
- 282.** Agreement between the Government and steamship companies for mail carriage between Canadian and European ports.—(*Senate*) ..... *Not printed.*
- 283.** Return to an Order of the House of the 15th April, 1914, for a return showing:—  
 1. How many passengers have been carried over the Intercolonial Railway from St. John to Halifax, and from Halifax to St. John, respectively, under the agreement made on the 30th September, 1913, between the Canadian Government Railways by F. P. Gutelius, General Manager and the Canadian Pacific Railway Company, by G. M. Bosworth, General Traffic Manager, from the 15th November, 1913, when the said agreement went into effect, to the 31st March last?  
 2. How many tons of freight of each of the classes mentioned in said agreement have been carried each way over the Intercolonial Railway between St. John and Halifax, under said agreement during said period?  
 3. What have been the total earnings by the Intercolonial Railway under said agreement up to the 31st March last, for passengers and freight carried, respectively?  
 4. What amount has been paid to or earned by the Canadian Pacific Railway for car hire under said agreement?  
 5. What number of empty cars of the Canadian Pacific Railway Company have been hauled by the Intercolonial Railway free under said agreement, and what has been the cost of such haulage?  
 6. What would have been the total amount paid by the Canadian Pacific Railway Company to the Intercolonial Railway, under the tariff prevailing at the time of the making of said agreement, for the passengers and the freight so carried, respectively?  
 7. Whether the said agreement has been submitted, as promised by the Government, to the Board of Railway Commissioners by the Minister of Railways for the purpose of having the Board determine as to whether or not said agreement is discriminatory against the port of St. John. If not, why was it not so submitted?

---



---

**CONTENTS OF VOLUME 28—Continued.**

8. If it is the intention of the Minister of Railways to renew the said agreement, or to put in force a similar agreement, during the next Winter Port season.
9. What agreement the Government intends to make as to the Atlantic termini of the fast Atlantic mail steamers for the winter of 1914-1915. Presented May 22, 1914.—*Mr. Pugsley* ..... *Not printed.*
- 284.** Return to an Order of the Senate dated 15th May, 1914:—
1. How many judges have been retired since 1850?
  2. What are their names?
  3. What salary did they receive in each case?
  4. How many years did they serve in each case?
  5. What was the reason given for their retirement?
  6. How much did they receive for retirement allowance each year in each case?
- Ordered, that the same do lie on the table, and it is as follows.—(*Senate*).  
*Not printed.*
- 285.** Return to an Address to His Royal Highness the Governor General of the 9th March, 1914, for a copy of all petitions, letters, telegrams and documents by any and all parties to and by the Department of Railways and Canals, or any other Department of the Government, with reference to the Southampton Railway Company, also of all reports of engineers and recommendations regarding a subsidy to the said railway, and of all Orders in Council granting same, and of all other documents and memoranda in the possession of the Department of Railways and Canals or other Departments of the Government regarding the said railway. Presented May 27, 1914.—*Mr. Corvell*.  
*Not printed.*
- 286.** Return to an Order of the House of the 2nd February, 1914, for a copy of all correspondence, papers, documents, contracts, &c., between the Government of Canada and any company, firm or individuals from May 1, 1913, to December 1, 1913, referring to the establishment of a subsidized steamship service between Canada and the British West Indies. Presented May 27, 1914.—*Mr. Maclean (Halifax)*..... *Not printed.*
- 287.** Return to an Order of the House of the 4th May, 1914, for a copy of all papers, letters, telegrams, accounts and receipts concerning advances made to the Montagnais Band of Indians through the agency of Seven Islands, Quebec. Presented May 29, 1914.—*Mr. Lemieux* ..... *Not printed.*
- 288.** Return to an Order of the House of the 11th May, 1914, for a copy of all papers, letters, telegrams, accounts and receipts, concerning advances or payments made by the Government to Newton Wesley Rowell, K.C., for legal services in connection with the Oko Indian litigation. Presented May 29, 1914.—*Mr. Sharpe (Ontario)*..... *Not printed.*
- 288<sup>a</sup>.** Return to an Order of the House of the 6th May, 1914, for a return showing:—
1. Whether the Government paid Newton Wesley Rowell, K.C., any sums of money for legal services during the past fifteen years?
  2. If so, the amounts and when?
  3. Whether the Government paid the firm of which Mr. Rowell is the senior partner any sums of money for legal services?
  4. If so, the amounts and in what years? Presented May 29, 1914.—*Mr. Sharpe (Ontario)* ..... *Not printed.*
- 289.** Return to an Order of the House of the 20th April, 1914, for a return showing:—
1. The date of the incorporation of the Canadian National Bureau of Breeding, Limited, with the names, addresses and occupations of the charter members of said Company.
  2. The amount of capital of the Company and the number of shares into which it is divided.
  3. The number of shares taken from the commencement of the Company up to the date of the return.
  4. The amount of calls made on each share, the total amount of calls received, the total amount of calls unpaid, and the total number of shares forfeited.
  5. The names, addresses and occupations of the persons who have ceased to be members within the twelve months next preceding, and the number of shares held by each of them.
  6. The amount of money paid to said Company by the Government in each year since incorporation. Presented May 29, 1914.—*Mr. Sutherland*..... *Not printed.*
- 290.** Return to an Order of the House of the 9th February, 1914, for a copy of all reports made by the inspectors of agents for placing farm labourers and domestic servants in Canada during the calendar years 1912 and 1913. Presented May 29, 1914.—*Mr. Sutherland*.  
*Not printed.*
- 291.** Return to an Order of the House of the 2nd March, 1914, for a return showing all the buildings, houses, offices and immovables, occupied by the Federal Government in Montreal, for the use of the various Departments and services of each branch of the administration, together with the following information in each case; for what Department and for what service; where situated, street and number thereof; whether Government property or under lease; in the latter case, the length of lease, the rent per annum and also the other charges that may be imposed upon the Government. Presented June 4, 1914.—*Mr. Wilson (Laval)* ..... *Not printed.*

---



---

**CONTENTS OF VOLUME 28—Continued.**

- 292.** Return to an Order of the House of the 4th May, 1914, for a copy of all correspondence exchanged by and with the Department of Public Works or the Post Office Department, relating to an application or applications for a post office building at the town of Melville, Province of Saskatchewan. Presented June 4, 1914.—*Mr. MacNutt.* *Not printed.*
- 293.** Memorandum, correspondence, estimates of cost, &c., in connection with the construction of the Grand Trunk Pacific Railway—Mountain Section. Presented by Hon. Mr. Borden, June 4, 1914.....*Not printed.*
- 294.** Return to an Order of the House of the 4th February, 1914, for a return showing the names and addresses of the people with whom pure bred animals have been placed by the Department of Agriculture, the breed in each case, and the conditions on which these animals were placed. Presented June 5, 1914.—*Mr. Kay.*.....*Not printed.*
- 295.** Return to an Order of the House of the 30th March, 1914, for a copy of all correspondence, telegrams, instructions, accounts, vouchers and other papers and documents relating to the purchase of live stock in the Maritime Provinces by one Howard Corning of Yarmouth, N.S., during the period of his employment; also a copy of the appointment of the said Howard Corning and of all correspondence, complaints and other documents relating to the dismissal of the said Howard Corning, if he has been dismissed or retired from the service, together with a copy of all recommendations, correspondence and other papers relating to the appointment of the said Howard Corning's successor. Presented June 5, 1914.—*Mr. Sinclair.*.....*Not printed.*
- 296.** Return to an Order of the House of the 18th March, 1914, for a return showing:—  
 1. How many pure bred stallions and bulls have been purchased by the Department of Agriculture for the use of settlers in the Provinces of Manitoba, Saskatchewan and Alberta since the first of January, 1912, to date?  
 2. Where these animals were purchased, and from whom; and also the price paid for them respectively. Presented June 5, 1914.—*Mr. Douglas.*.....*Not printed.*
- 297.** Return to an Order of the House of the 9th February, 1914, for a copy of all correspondence, including letters, telegrams and accounts, regarding the purchase and disposal during year 1913, of all horses, cattle, sheep and swine for the Department of Agriculture, Province of Quebec for Experimental Farms, or for the improvement of stock, together with a return showing the commission and fees paid, and to whom paid, for and on account of said purchases. Presented June 8, 1914.—*Mr. Robb.*.....*Not printed.*
- 298.** Return to an Address to His Royal Highness the Governor General of the 9th February, 1914, for a copy of all arrangements made between the Government and the various Provinces under the Agricultural Instruction Act. Presented June 10, 1914.—*Sir Wilfrid Laurier.*.....*Not printed.*
- 299.** Partial Return to an Address to His Royal Highness the Governor General of the 4th March, 1914, for a copy of all correspondence, telegrams, petitions, Orders in Council, and other papers and documents, relating to subventions or assistance given, or to be given, by the Department of Marine and Fisheries or the Department of Agriculture to firms or joint stock companies, or persons operating cold storage plants for the preservation of fish products in Nova Scotia during the years 1908, 1909, 1910, 1911, 1912 and 1913, excluding such correspondence, &c., as relates to companies known as Fishermen's Bait Association. Presented June 10, 1914.—*Mr. Sinclair.*.....*Not printed.*
- 300.** Copy of Order in Council No. P.C. 1386, of the 29th May, 1914, concerning the regulations governing the Radiotelegraph administration. Presented by Hon. Mr. Hazen, June 11, 1914.....*Not printed.*
- 300<sup>w</sup>.** Copy of regulations governing Radiotelegraphy promulgated under section 11, Radiotelegraph Act, 1913. Presented by Hon. Mr. Hazen, June 11, 1914.....*Not printed.*
- 301.** Return to an Order of the House of the 27th April, 1914, for a copy of all letters, tenders, telegrams, plans, specifications and other documents in regard to the construction of the new ice breaker by the Canadian Vickers Company of Montreal. Presented June 11, 1914.—*Mr. Macdonald.*.....*Not printed.*
- 302.** Return to an Address to His Royal Highness the Governor General of the 16th March, 1914, for a copy of all petitions, letters, affidavits, telegrams and documents to and by the Department of Justice, or any other Department of Government, on behalf of or in reference to Wm. J. Kelley, a prisoner in the United States federal prison at Atlanta, Ga., and of all the letters, telegrams and other memoranda between the Department of Justice, or any other Department of the Government, and the British Ambassador at Washington, or the Government of the United States, regarding the imprisonment and proposed liberation of the said Wm. J. Kelley. Presented June 12, 1914.—*Mr. Carrell.* *Not printed.*





# ANNUAL REPORT

OF THE

# DEPARTMENT OF THE INTERIOR

FOR THE

Fiscal Year ending March 31, 1913

**VOLUME 1**

*PRINTED BY ORDER OF PARLIAMENT*



OTTAWA

PRINTED BY C. H. PARMELEE, PRINTER TO THE KING'S MOST  
EXCELLENT MAJESTY



*To Field Marshal His Royal Highness Prince Arthur William Patrick Albert, Duke of Connaught and Strathearn, K.G., K.T., K.P., &c., &c., &c., Governor General and Commander-in-Chief of the Dominion of Canada.*


MAY IT PLEASE YOUR ROYAL HIGHNESS :

The undersigned has the honour to lay before Your Royal Highness the report of the transactions of the Department of the Interior for the fiscal year ending March 31, 1913.

Respectfully submitted,

W. J. ROCHE,  
*Minister of the Interior.*

OTTAWA, January 14, 1914.



## TABLE OF CONTENTS

### VOLUME I.

	PAGE.
Report of the Deputy Minister of the Interior. . . . .	xi

#### PART I.—DOMINION LANDS.

No. 1	Report of the Commissioner. . . . .	3
2	“ Inspector of Dominion Lands Agencies (H. G. Cuttle)..	4
3	“ “ “ “ (J. W. Martin)..	12
4	“ Agent at Battleford. . . . .	13
5	“ “ Brandon. . . . .	14
6	“ “ Calgary. . . . .	15
7	“ “ Dauphin. . . . .	16
8	“ “ Edmonton. . . . .	18
9	“ “ Estevan. . . . .	20
10	“ “ Grande Prairie. . . . .	22
11	“ “ Grouard. . . . .	24
12	“ “ Humboldt. . . . .	25
13	“ “ Kamloops. . . . .	26
14	“ “ Lethbridge. . . . .	30
15	“ “ Maple Creek. . . . .	31
16	“ “ Medicine Hat. . . . .	33
17	“ “ Moosejaw. . . . .	35
18	“ “ New Westminster. . . . .	37
19	“ “ Prince Albert. . . . .	38
20	“ “ Red Deer. . . . .	42
21	“ “ Regina. . . . .	43
22	“ “ Saskatoon. . . . .	45
23	“ “ Swift Current. . . . .	46
24	“ “ Winnipeg. . . . .	48
25	“ “ Yorkton. . . . .	49
26	“ Mining Lands and Yukon Branch. . . . .	49

#### YUKON TERRITORY.

26a	Report of the Commissioner of the Yukon Territory. . . . .	64
26b	“ Gold Commissioner. . . . .	68
26c	“ Crown Timber and Lands Agent. . . . .	73
26d	“ Comptroller. . . . .	76
26e	“ Director of Surveys. . . . .	77
26f	“ Assistant Gold Commissioner. . . . .	83
26g	“ Mining Recorder. . . . .	87

	PAGE.
No. 27 Report of the Timber and Grazing Branch . . . . .	89
27a " Inspector of Crown Timber Agencies . . . . .	95
27aa " Crown Timber Agent at Winnipeg . . . . .	97
27b " " " Edmonton . . . . .	106
27c " " " Calgary . . . . .	116
27d " " " Prince Albert . . . . .	128
27e " " " New Westminster . . . . .	130
27f " " " Kamloops . . . . .	136
27h " Inspector of Ranches . . . . .	143
28 " Superintending Accountant . . . . .	146
29 " School Lands Branch . . . . .	161
30 " Land Patents Branch . . . . .	171
31 " Ordnance and Admiralty Lands Branch . . . . .	195
32 " Correspondence Registration Branch . . . . .	201
33 " Correspondence Comparing and Mailing Branch . . . . .	203
34 " Survey Records Branch . . . . .	204

## PART II.—IMMIGRATION.

Report of the Superintendent of Immigration . . . . .	3
" Chief Controller of Chinese Immigration . . . . .	70

## OPERATIONS IN EUROPE.

No. 1 Report of the High Commissioner . . . . .	71
2 " J. Obed Smith, Assistant Superintendent of Emigration . . . . .	79
3 " A. F. Jury, Agent at Liverpool . . . . .	86
4 " Dawson Campbell, Agent at Birmingham . . . . .	87
5 " John Cardale, Agent at Exeter . . . . .	88
6 " L. Burnett, Agent at York . . . . .	89
7 " Sidney W. Pugh, Agent at Usk, Mon . . . . .	90
8 " James K. Millar, Agent at Glasgow . . . . .	92
9 " G. G. Archibald, Agent at Aberdeen . . . . .	94
10 " John Webster, Agent at Belfast . . . . .	95
11 " Edward O'Kelly, Agent at Dublin . . . . .	96
12 " D. Treau de Cœli, Agent at Antwerp . . . . .	99
13 " Paul Wiallard, Agent at Paris . . . . .	101

## OPERATIONS IN THE UNITED STATES.

No. 1 Report of the Inspector of United States' Agencies and Press Agent . . . . .	103
2 " M. V. McInnes, Agent at Detroit . . . . .	106
3 " C. J. Broughton, Agent at Chicago . . . . .	107
4 " J. M. MacLachlan, Agent at Watertown . . . . .	108
5 " M. A. Bowlby, Agent at Boston . . . . .	108
6 " Geo. W. Aird, Agent at Indianapolis . . . . .	109

SESSIONAL PAPER No. 25

		PAGE.
No. 7	Report of	W. E. Beach, Agent at Grand Forks. . . . . 110
8	"	Elzéar Gingras, Agent at Providence. . . . . 111
9	"	R. A. Garrett, Agent at St. Paul. . . . . 111
10	"	F. A. Harrison, Agent at Harrisburg. . . . . 112
11	"	C. A. Laurier, Agent at Marquette. . . . . 113
12	"	W. V. Bennett, Agent at Omaha. . . . . 113
13	"	Frank H. Hewitt, Agent at Des Moines. . . . . 114
14	"	J. S. Crawford, Agent at Syracuse. . . . . 115
15	"	G. A. Cook, Agent at Kansas City. . . . . 116
16	"	J. N. Grieve, Agent at Spokane. . . . . 117
17	"	Benjamin Davies, Agent at Great Falls. . . . . 118
18	"	Geo. A. Hall, Agent at Milwaukee. . . . . 119
19	"	W. S. Netherby, Agent at Toledo. . . . . 120
20	"	J. B. Carbonneau, jr., Agent at Biddeford. . . . . 120
21	"	J. A. Laferrière, Agent at Manchester. . . . . 121
22	"	J. B. H. Giroux, Colonization Agent. . . . . 122
23	"	J. E. Robillard, Colonization Agent. . . . . 123
24	"	J. B. L. Bourassa, Colonization Agent. . . . . 124

OPERATIONS IN WESTERN CANADA.

Report of the	Commissioner of Immigration. . . . .	125
"	C. W. Speers, General Colonization Agent. . . . .	123
"	A. B. Wilmot, Colonization Agent. . . . .	130
"	A. E. Graham, Colonization Agent. . . . .	132
"	A. St. G. Hawkins, Colonization Agent. . . . .	133

MEDICAL INSPECTION SERVICE.

Report of the	Chief Medical Officer. . . . .	134
---------------	--------------------------------	-----

BORDER INSPECTION OF IMMIGRANTS.

Report of Travelling	Inspector T. B. Willans. . . . .	143
"	" M. B. Searth. . . . .	146
"	" D. H. Reynolds. . . . .	150

JUVENILE IMMIGRATION.

Report of the	Chief Inspector of British Immigrant Children and Receiving Homes. . . . .	153
---------------	--	-----

PART III.—SURVEYS.

Report of the	Surveyor General. . . . .	3
No. 1	Schedule of Surveyors Employed, and Work Executed. . . . .	25
2	Schedule showing Miles Surveyed, and Cost. . . . .	36
3	Yukon Territory Surveys. . . . .	37
4	" Miscellaneous. . . . .	38

	PAGE.
No. 5 Work executed in Office of Chief Draughtsman . . . . .	38
6 List of New Editions of Sectional Maps issued . . . . .	40
7 Work Executed in Photographic Office . . . . .	41
8 " Lithographic Office . . . . .	42
9 List of Employees of the Topographical Surveys Branch . . . . .	43
10 List of Dominion Land Surveyors supplied with Standard Measures . . . . .	47

#### PART IV.—CHIEF ASTRONOMER.

NOTE.—This part, comprising the Report of the Chief Astronomer and Appendices, will appear in monograph form only.

#### PART V.—DOMINION PARKS.

Report of the Commissioner of Dominion Parks . . . . .	3
--	---

##### APPENDICES.

No. 1 Report of the Chief Superintendent of Dominion Parks . . . . .	16
2 " Superintendent of Rocky Mountains Park . . . . .	23
2a " Curator of Banff Museum . . . . .	27
" " Meteorological Tables . . . . .	29
2b Visitors to the Park . . . . .	35
2c The Alpine Club of Canada . . . . .	39
2d Statistical Summary, Rocky Mountains Park . . . . .	42
3 Report of the Superintendent of Yoho and Glacier Parks . . . . .	45
4 " " Buffalo Park . . . . .	51
5 " " Elk Island Park . . . . .	55
6 " " Waterton Lake Park . . . . .	57
7 " " St. Lawrence Island Parks . . . . .	59

### VOLUME II.

#### PART VI.—FORESTRY.

Report of the Director of Forestry . . . . .	3
--	---

##### APPENDICES.

No. 1. Report of Chief, Tree-Planting Division . . . . .	20
2 " District Inspector of Forest Reserves, Alberta . . . . .	27
3 " District Inspector of Forest Reserves, Manitoba . . . . .	61
4 " District Inspector of Forest Reserves, British Columbia . . . . .	70
5 " Inspector of Fire-Ranging . . . . .	79
6 " Reconnaissance Survey in Coast District of British Columbia . . . . .	87
7 " " in vicinity of Poreupine Reserves . . . . .	92
8 " " in Central Saskatchewan . . . . .	98
9 " " N. and E. of Lac La Biche . . . . .	103
10 Reports on Wood Bison . . . . .	109



PART VII.—IRRIGATION.

Report of the Superintendent of Irrigation. . . . .	4
---	---

APPENDICES.

Report of A. M. Peters, C.E., on Irrigation. . . . .	9
“ R. J. Burley, on Maple Creek District. . . . .	18
“ M. H. French, on Eastern Maple Creek District. . . . .	22
“ H. J. Duffield, on Western Maple Creek District. . . . .	27
“ P. J. Jennings, on Special Inspections. . . . .	33
“ R. H. Goodchild, on Special Inspections. . . . .	38
“ R. J. Burley, on South Saskatchewan Diversion Project. . . . .	42
“ T. M. Montague, on South Saskatchewan Diversion Project. . . . .	71
“ B. Russell, on South Saskatchewan Diversion Project. . . . .	73
“ B. Russell, on Belly-St. Mary Diversion Project. . . . .	75
“ P. M. Sauder, on Stream Measurements. . . . .	87
“ H. C. Ritchie, District Hydrographer. . . . .	106
“ A. W. P. Lowrie, District Hydrographer. . . . .	107
“ H. O. Brown, District Hydrographer. . . . .	108
“ V. Meek, District Hydrographer. . . . .	110
“ J. E. Degnan, District Hydrographer. . . . .	112
“ G. R. Elliott, District Hydrographer. . . . .	113
“ J. S. Wright, District Hydrographer. . . . .	115
“ H. D. St. A. Smith, District Hydrographer. . . . .	116
“ O. H. Hoover, District Hydrographer. . . . .	117
“ G. H. Whyte, District Hydrographer. . . . .	120
“ P. M. Sauder, on Maximum Flood Discharge of Bow River. . . . .	124
“ G. H. Whyte, on Floods in N. Saskatchewan River Drainage Basin. . . . .	126
“ H. O. Brown, on Rating Current Meters. . . . .	128

PART VIII.—WATER POWERS.

Report of the Superintendent of Water Powers. . . . .	3
---	---

APPENDICES.

No. 2 Report of B. E. Norrish, Chief Draughtsman. . . . .	7
3 “ A. M. Beale, on Small Water Powers. . . . .	8
4 “ J. T. Johnston, on General Work. . . . .	11
5 “ P. A. Carson, on Railway Belt Hydrographic Survey. . . . .	35
6 “ D. L. McLean, on Manitoba Hydrographic Survey. . . . .	40
7 “ M. C. Hendry, on Bow River Investigations. . . . .	51
8 “ R. S. Stronach, on the Coquitlam Dam. . . . .	62
9 “ E. B. Patterson, on La Colle Falls Hydro-electric development. . . . .	64
10 “ C. H. Mitchell, on Cascade River Power development. . . . .	65
11 “ T. H. Dunn, on Reclamation. . . . .	73
12 “ H. E. M. Kensit, on S. Saskatchewan Diversion Project. . . . .	95.



**REPORT**  
OF THE  
**DEPUTY MINISTER OF THE INTERIOR**  
**1912-13**

---

DEPARTMENT OF THE INTERIOR.

OTTAWA, August 25, 1913.

The Honourable W. J. ROCHE,  
Minister of the Interior,  
Ottawa.

SIR,—I have the honour to submit the 40th Annual Report of the Department of the Interior, for the 12 months ending the 31st of March, 1913. I am pleased to be able to state that the work of the Department has been carried on in a satisfactory manner, as is indicated in the Reports from the several Branches, which will be found herewith. A general advance, with few exceptions, may be noted over the records of the preceding year. There has been, however, a decrease in the number of homestead entries, this falling off being due partly to the great demand for homestead lands and the consequent necessity of going farther from present transportation facilities, but due also, doubtless, to the increased capital brought to Canada by many settlers, particularly those from the United States, which has enabled many to purchase land near railways and towns rather than homestead in districts not so well served by railways. Attention is called to the financial statements submitted, showing that the total cash revenue from all sources has increased during the year from \$6,714,734 to \$9,533,945, an advance of almost \$3,000,000. This revenue has increased about seven-fold in the past 10 years. It is interesting to note that the immigrant arrivals of the year established a high water mark, the arrivals numbering over 400,000, which is almost 50,000 beyond the record of any preceding year. It is gratifying to observe that of this large immigration 150,000 came from the British Isles and about 140,000 from the United States. I think it is also worthy of mention that the immigration of agriculturists and domestics continues to hold a large place in the general returns, the number of domestics having increased in the last ten years from 3,500 to 20,900, and the agriculturists from 30,278 to about 70,000 in the past year. The 34,000 homestead entries, it is estimated, account for the settlement of over 80,000 people on the free lands of the West, and when there are added to this figure the large number who have purchased land in the Prairie Provinces, and the thousands of farmers and farm labourers who have settled in other Provinces of the Dominion, it is evident that a considerable percentage of immigration continues to turn to agricultural pursuits.

4 GEORGE V., A. 1914

The reports from all sources show that contentment, optimism and progress prevail throughout the Dominion among old and new settlers alike, and this, notwithstanding the period of financial depression during the latter months of the fiscal year. The ever increasing duties and activities of the Department have resulted in expansion, both in the Inside and Outside Service.

## DEATHS.

I regret to have to report that there were ten deaths in the Department during the past year, five at headquarters and five in the Outside Service. The following is a list of the persons who died:—

*Head office.*

Norman Cragg, Immigration Branch, died 5th June, 1912.  
 J. A. C. Butler, Registration Branch, died 13th August, 1912.  
 George Bell, Registration Branch, died 10th September, 1912.  
 Henry Lawe, D.L.S., Topographical Surveys Branch, died 10th December, 1912.  
 Charles A. Hunt, Forestry Branch, died 1st March, 1913.

*Outside Service.*

John McKenzie, A.D.L., New Westminster, died 14th April, 1912.  
 Henry G. Herbert, Immigration Inspector, died 25th July, 1912.  
 Ivor Humphrys, Dominion Lands office, Dauphin, died 17th November, 1912.  
 Wm. Ogilvie, D.L.S., Water Power Branch, died 13th November, 1912.  
 F. H. Mackie, D.L.S., Boundary Survey Branch, died 23rd December, 1912.

STATEMENT showing Gross Cash Revenue received from all sources during the Fiscal Year ended March 31, 1913, compared with the Receipts for the previous Fiscal Year.

Source of Revenue.	Fiscal Year 1912-13.		Fiscal Year 1911-12.		Increase.		Decrease.		Net Increase.	
	\$	cts.	\$	cts.	\$	cts.	\$	cts.	\$	cts.
Dominion Lands.....	3,647,457	61	3,973,259	74			325,802	13		
School Lands.....	1,621,508	11	1,594,533	96	26,974	15				
Ordnance Lands.....	60,607	80	11,566	46	49,041	34				
Seed Grain.....	171,342	87	119,634	13	51,708	74				
Casual Revenue.....	22,873	55	32,824	65			9,951	10		
Registration Fees, Yukon.....	1,241	25	1,066	05		175	20			
Fines and Forfeitures, N.W.T.....	15	66	341	00			326	00		
Fines under Immigration Act.....	7,135	35	10,169	48			3,034	13		
Chinese Immigration Revenue.....	3,549,242	00	971,339	00	2,577,903	00				
Sales of Lands, Special Account.....	452,521	88	82,021	84	370,500	04				
	9,533,945	42	6,796,756	31	3,076,302	47	339,113	36	2,737,189	11

NOTE.—The Chinese Immigration Revenue prior to the 1st October, 1911, was received and reported by the Trade and Commerce Department.

SESSIONAL PAPER No. 25

STATEMENT of Receipts on Account of Dominion Lands Revenue for the Fiscal Year ended March 31, 1913, as compared with the receipts for the previous year (net cash revenue).

Particulars.	1912-13.	1911-12.	Increase.	Decrease.	Net Decrease.
	\$ cts.	\$ cts.	\$ cts.	\$ cts.	\$ cts.
Homestead fees .....	337,055 00	391,703 12		54,648 12	
Pre-emption fees .....	85,940 00	102,070 00		16,130 00	
Purchased homestead fees .....	10,920 00	13,930 00		3,010 00	
Improvements .....	168,904 42	184,825 92		15,921 50	
Pre-emption sales under Act of 1908 .....	904,458 01	877,235 84	27,222 17		
Purchased homestead sales .....	433,300 93	423,282 89	10,018 04		
General sales .....	233,196 82	666,664 12		373,467 30	
Map sales, office fees, &c. ....	14,483 91	11,239 14	3,244 77		
Rentals of lands .....	7,865 66	11,672 09		3,806 43	
Survey fees .....	3,963 35	30,623 15		26,659 80	
Timber dues .....	463,738 75	400,668 61	63,070 14		
Grazing lands .....	79,412 76	69,519 41	9,893 35		
Coal lands .....	480,456 89	440,501 92	39,954 97		
Hay permits .....	8,489 02	9,923 22		1,434 20	
Mining fees .....	72,297 17	75,118 42		2,821 25	
Hydraulic leases .....	2,688 50	15,602 55		12,914 05	
Dredging leases .....	2,123 25	4,020 96		1,897 71	
Export tax on gold .....	125,460 52	100,606 29	24,854 23		
Free certificates for export of gold .....	115 00	118 50		3 50	
Stone quarries .....	17,276 77	9,938 86	7,337 91		
Irrigation fees .....	862 00	793 72	68 28		
Irrigation sales .....	19,536 11		19,536 11		
Rent of water power .....	703 48	11,272 92		10,569 44	
Fees <i>re</i> Board of Examiners, D.L.S .....	1,040 00	1,400 00		360 00	
Patent and interchange fees .....	400 00	815 50		355 50	
Suspense account .....	2,791 20	1,660 29	1,130 91		
Interim receipt account—Yukon .....	602 50	211 50	391 00		
Sand, stone and gravel .....	8,255 43	11,421 55		3,166 12	
Petroleum .....	60,063 73	49,226 65	10,837 08		
Rocky Mountains Park .....	34,173 98	52,027 63		17,853 65	
Jasper Park .....	2,197 01	3,492 85		1,295 84	
Yoho Park .....	892 98	491 08	401 90		
Waterton Lakes Park .....	176 25	284 68		108 43	
Buffalo Park .....	7 00	158 32		151 32	
Elk Island Park .....	1 50	43 18		41 68	
Forestry Branch, sale of trees, &c. ....	903 77	694 86	208 91		
Miscellaneous .....	2,643 94		2,643 94		
Refund .....	3,647,457 61	3,973,259 74	220,813 71	546,615 84	325,802 13
	245,430 98	197,402 77	48,028 21		
	3,402,026 63	3,775,856 97	172,785 50	546,615 84	373,830 34

\* In addition to \$293,196.82 on account of general sales, the department received \$452,521.88 from sales of railway lands, which sum, as provided for by Orders in Council, has been credited to special accounts in the books of the Finance Department.

STATEMENT showing Receipts on Account of Dominion Lands, from July 1, 1872, to March 31, 1913.

Fiscal Years.	Homesteads Fees.		Pre-emption Fees.		Improvements.		SALES.				Map Sales, Office and Registration Fees, &c.		Dominion Lands Surveyors Examination Fees.		Rentals, Survey Fees, Miscella-neous, including Trust Account.		Purchased Homestead, Cancellation and Sundry Fees.		Timber Dues.		
	%		%		%		Cash.		Scrap.		%		%		%		%		%		
	cts.	cts.	cts.	cts.	cts.	cts.	cts.	cts.	cts.	cts.	cts.	cts.	cts.	cts.	cts.	cts.	cts.	cts.	cts.	cts.	cts.
1872-73	6,960 00	19,170 20																		169 25	
1873-74	7,310 00	19,834 75																		2,710 55	
1874-75	11,510 00	13,666 90																		2,355 25	
1875-76	4,680 00	3,478 94																		387 00	
1876-77	2,250 00	1,685 86																		320 00	
1877-78	14,540 00	2,794 86																		1,620 00	
1878-79	17,690 00	4,998 39																		325 00	
1879-80	41,255 00	45,708 97																		1,780 00	
1880-81	20,450 00	71,170 17																		40 00	
1881-82	54,155 00	1,240,328 27																		410 00	
1882-83	73,015 00	516,092 21																		1,780 00	
1883-84	41,580 00	124,863 36																			
1884-85	25,645 00	199,275 32																		1,713 45	
1885-86	26,110 00	76,140 31																		2,685 00	
1886-87	13,613 00	48,175 76																		2,925 00	
1887-88	23,691 00	52,238 36																		7,778 40	
1888-89	39,460 00	313,522 67																		65,111 74	
1889-90	35,920 00	27,513 16																		91,964 55	
1890-91	29,164 10	54,896 85																		99,290 00	
1891-92	46,994 00	91,664 88																		20,232 50	
1892-93	37,683 74	168,901 91																		84,612 95	
1893-94	36,462 26	93,674 67																		106,461 35	
1894-95	29,664 88	53,251 71																		105,865 24	
1895-96	18,278 00	37,293 71																		81,290 51	
1896-97	21,179 00	46,373 98																		74,079 20	
1897-98	34,780 00	49,335 53																		61,923 47	
1898-99	58,235 00	80,178 64																		68,992 82	
1899-1900	72,690 00	116,398 35																		119,313 78	
1900-1901	74,910 00	163,247 58																		155,309 63	
1901-1902	144,425 00	40,360 93																		126,345 82	
1902-1903	320,409 65	66,950 21																		269,389 32	
1903-1904	255,772 86	155,507 59																		207,790 90	
1904-1905	304,806 25	15,119 47																		470,916 93	
1905-1906	47,834 25	151,128 04																		307,344 33	
1906-1907 (nine months)	215,441 55	442,588 69																		1,905 00	
1907-1908	301,693 73	656,303 63																		292,684 53	
																				379,476 32	
																				1,283 50	

SESSIONAL PAPER No. 25

1908-1909	389,039 00	141,550 15	70,928 86	951,442 28	20,136 27	7,296 55	1,010 00	75,596 46	9,946 50	259,837 52
1909-1910	415,232 00	174,250 00	105,009 07	1,230,037 33	9,973 84	9,135 49	1,257 10	100,237 89	14,928 30	378,010 70
1910-1911	445,135 00	156,485 00	143,227 13	1,193,756 04	1,437 84	8,730 01	1,310 00	42,111 92	20,142 85	387,054 96
1911-1912	391,703 12	102,070 00	184,825 92	1,967,182 85	3,256 99	11,239 14	1,400 00	44,167 03	14,745 50	400,638 61
1912-1913	337,055 00	83,940 00	168,904 42	1,650,491 87	6,157 27	14,483 91	1,040 00	17,866 65	11,380 00	463,738 75
Total	4,869,436 89	867,036 16	952,882 66	12,840,569 03	3,819,948 90	126,854 46	16,326 10	1,582,373 88	293,655 19	6,441,082 89

STATEMENT showing Receipts on Account of Dominion Lands from July 1, 1872, to March 31, 1913--Concluded.

Fiscal Year.	Grazing Lands.		Hay, Coal, Mining, Stone Quarries, &c. Export Tax on Gold, &c.		Canadian National Parks.		Colonization Lands.		Gross Revenue.	Refunds.	Net Revenue.
	Cash.	Scrip. & cts.	Cash.	Scrip. & cts.	Cash.	Scrip. & cts.	Cash.	Scrip. & cts.			
1872-73									26,239 45		26,239 45
1873-74									29,980 80		29,980 80
1874-75									27,641 15		27,641 15
1875-76									8,865 94		8,865 94
1876-77									140,755 02		140,755 02
1877-78									139,584 40		139,584 40
1878-79									234,732 93		234,732 93
1879-80									206,801 37	4,636 08	202,165 29
1880-81									206,390 34	5,038 22	201,352 32
1881-82	2,245 00		40 00						1,065,734 87	10,687 55	1,055,047 32
1882-83	22,814 43		913 91						1,051,403 60	8,746 05	1,042,657 55
1883-84	11,370 60		640 90						1,001,776 67	9,230 50	992,546 17
1884-85	17,089 75		815 63						451,564 65	12,070 85	439,493 80
1885-86	29,562 51	3,131 08	1,284 83						457,973 95	63,389 12	394,584 83
1886-87	14,242 77	39,487 67	1,570 40	80 00					588,532 80	19,513 16	568,989 64
1887-88	5,922 47	23,023 28	2,273 73	80 00				10,000 00	563,769 62	6,277 66	557,491 96
1888-89	2,297 69	16,902 63	3,946 53					16,000 00	588,861 81	5,226 23	583,635 58
1889-90	1,305 57	9,021 63	9,242 08						462,536 26	8,209 74	454,326 52
1890-91	3,079 55	16,193 77	8,628 44	160 00					460,990 76	7,195 27	453,795 49
1891-92	3,729 80	17,222 60	5,616 85						453,151 08	15,291 30	437,859 69
1892-93	6,880 80	11,542 39	6,266 13						392,324 43	18,314 97	374,009 46
1893-94	5,749 79	7,687 86	4,243 15						256,069 12	4,511 01	251,558 11
1894-95	5,353 72	8,628 00	5,229 54						292,983 10	4,865 90	288,117 20
1895-96	7,071 86	6,255 90	5,813 51						297,691 93	8,368 79	289,323 14
1896-97	4,715 01	2,500 00	8,518 18						207,853 57	15,010 54	192,843 03
1897-98	4,728 58	510 39	694,334 76						1,609,741 63	4,678 55	1,605,063 08
1898-99	5,245 88		1,139,371 60						1,584,328 32	32,296 39	1,552,031 93
1899-1900	8,282 86	4,083 30	1,038,135 42	20 00					1,503,743 00	23,062 28	1,480,680 72
1900-1901	4,726 26	14,671 99	1,101,808 33	20 00					1,874,159 09	18,368 85	1,855,790 24
1901-1902	7,292 46	8,469 27	737,878 43	20 00					1,432,679 25	27,165 55	1,405,513 70
1902-1903	13,913 33	15,041 33	607,722 65						1,890,886 83	21,519 84	1,869,366 99
1903-1904	19,790 27	15,292 15	493,579 18						1,681,824 70	36,791 75	1,645,032 95
1904-1905	36,145 32	5,237 36	364,923 59						1,339,382 85	25,786 90	1,313,595 95
1905-1906	51,583 89	80 00	296,769 19						1,769,315 28	33,418 36	1,735,896 92
1906-1907 (nine months)	43,711 91	400 00	213,852 59						1,490,503 31	35,117 48	1,455,385 83
1907-1908*	43,211 78	4,048 01	266,415 31						2,094,579 17	115,030 04	1,979,499 13



SESSIONAL PAPER No. 25

1908-1909.....	53,312 79	3,257 84	252,972 17	31,321 20	.....	2,277,678 09	102,463 78	2,175,214 31
1909-1910.....	67,431 29	5,081 47	460,154 29	43,264 36	.....	3,022,446 13	121,431 15	2,901,014 98
1910-1911.....	66,702 80	2,356 00	774,569 27	69,054 39	.....	3,306,073 41	198,689 47	3,107,383 94
1911-1912.....	69,519 41	1,520 00	723,240 42	56,497 74	.....	3,378,036 73	197,641 35	3,180,405 38
1912-1913.....	79,412 76	.....	779,695 53	37,448 72	1,587 32	3,655,202 20	246,105 26	3,409,096 94
Total.....	711,973 93	241,395 92	10,016,525 96	370,904 73	857,461 08	44,048,835 60	1,465,673 12	42,583,162 48

\* Including Scrip.

STATEMENT showing Yearly the Gross Revenue (in cash only) received from all sources from July 1, 1893, to March 31, 1913.

Fiscal Year.	Dominion Lands.		School Lands.		Seed Gram.		Ordnance Lands.		Fines and Forfeitures.		Registration Fees.		Casual Revenue.		Chinese Immigration Revenue.		Total.	
	\$	cts.	\$	cts.	\$	cts.	\$	cts.	\$	cts.	\$	cts.	\$	cts.	\$	cts.	\$	cts.
1893-1894	214,540	30	47,574	11	2,339	16	22,318	29	864	15	10,358	92	1,982	04	299,975	98	255,530	09
1894-1895	171,085	48	47,665	10	2,752	56	22,615	97	693	85	9,811	77	875	36	268,552	56	244,431	31
1895-1896	174,509	38	56,584	32	8,748	05	17,350	28	592	00	8,737	87	1,929	66	1,082,606	28	1,653,651	52
1896-1897	187,424	19	24,292	43	9,887	71	9,831	27	1,316	00	8,997	24	2,683	05	1,684,942	45	1,649,108	30
1897-1898	189,313	10	52,410	82	12,351	71	12,319	65	529	06	11,253	50	260	92	1,541,715	95	1,541,715	95
1898-1899	1,563,026	74	41,249	77	12,388	69	12,319	65	2,861	03	19,220	73	3,664	00	10,924,636	65	10,924,636	65
1899-1900	1,410,883	48	220,871	78	15,271	84	11,043	53	1,452	92	21,751	90	3,664	00	1,887,041	18	1,811,577	61
1900-1901	1,533,197	07	48,049	83	15,711	63	14,604	47	1,977	96	33,979	77	1,587	57	2,278,548	21	2,278,548	21
1901-1902	1,254,353	56	193,410	75	20,293	06	16,367	36	1,355	61	50,854	39	3,900	62	3,228,904	96	3,228,904	96
1902-1903	1,716,597	20	392,266	93	25,789	97	17,612	79	5,220	88	81,404	18	2,536	25	4,708,014	42	4,708,014	42
	9,295,904	50	1,124,318	84	128,533	80	167,469	69	17,313	46	259,379	97	21,725	39	9,081,423	54	9,081,423	54
1903-1904	1,478,106	33	933,759	62	26,122	30	30,494	34	5,911	92	109,233	73	3,402	94	1,887,041	18	1,887,041	18
1904-1905	1,314,485	40	332,914	48	16,471	34	10,346	90	10,018	49	123,082	86	4,258	14	1,811,577	61	1,811,577	61
1905-1906	1,791,589	71	608,960	79	12,577	29	10,893	17	3,304	77	189,310	73	8,493	09	2,278,548	21	2,278,548	21
1906-1907 (9 months)	1,478,749	51	724,353	73	10,850	06	6,653	90	21	00	46,124	20	11,785	81	2,751,816	22	2,751,816	22
1907-1908	1,998,219	92	708,045	83	12,869	84	8,974	95	1,650	00	2,256	65	20,069	03	3,228,904	96	3,228,904	96
1908-1909	2,254,283	98	687,422	74	53,590	86	295,749	96	281	00	1,352	13	26,224	29	4,708,014	42	4,708,014	42
1909-1910	3,007,390	82	1,292,959	95	175,132	72	189,302	48	211	00	1,471	49	42,625	96	5,083,140	45	5,083,140	45
1910-1911	3,302,279	57	1,614,733	93	155,331	14	6,069	34	4,052	22	1,378	19	11,336	96	6,714,724	47	6,714,724	47
1911-1912	3,973,259	74	1,594,533	96	119,684	13	11,566	16	10,510	48	1,066	05	32,824	65	9,081,423	54	9,081,423	54
1912-1913	*3,647,457	61	1,621,508	11	171,342	87	60,697	80	7,150	35	1,241	25	22,873	55	4,520,581	00	4,520,581	00
	24,155,813	59	9,418,503	14	751,992	55	549,909	30	43,111	23	467,517	28	183,896	52	29,157,687	96	29,157,687	96
Increases	14,949,909	09	8,294,184	30	623,458	75	373,448	61	25,797	77	298,137	31	162,171	13				

\* The sum of \$452,521.88 received from sales of railway lands is not included in the above figures for 1912-1913, as the said amount has been credited to special accounts in the books of the Finance Department, as provided for by Orders in Council.

† The Chinese Immigration Revenue prior to 1st October, 1911, was received and reported by the Trade and Commerce Department.

SESSIONAL PAPER No. 25

STATEMENT of Revenue collected within the Canadian National Parks for the Fiscal Year ended March 31, 1913, as compared with revenue for previous year.

Particulars.	FISCAL YEAR.		Increase.	Decrease.	Net Decrease.
	1912-13.	1911-12.			
<i>Banff Park.</i>					
	\$ cts.	\$ cts.	\$ cts.	\$ cts.	\$ cts.
Rent.....	9,376 26	8,596 28	779 98		
Timber Dues.....	1,945 28	1,720 94	224 34		
Water Rates (Sulphur).....	1,457 00	879 56	577 44		
Cold Water Rates.....	3,687 47	3,983 52		296 05	
Sewer Rates.....	1,286 16	1,266 04	20 12		
Transfer Fees.....	138 00	108 00	30 00		
Cave & Basin-Bathing Tickets.....	4,708 00	4,049 25	658 75		
Quarry Permits.....	2 25	352 58		350 33	
Livery Licenses.....	598 75	650 25		51 50	
Pool, Billiard & Bowling Licenses.....	259 25	240 00	19 25		
Boat Licenses.....	144 50	131 50	13 00		
Butcher Licenses.....	20 00	80 00		60 00	
Coal Lands.....	1,164 80	22,584 11		21,419 31	
Grazing Lands.....	368 86	578 04		209 18	
Hot Springs-Bathing Tickets.....	5,605 00	4,808 75	796 25		
Telephone Rent.....	1,800 71	1,230 14	570 57		
Fines.....	424 00	156 00	268 00		
Peddlers' Licenses.....	62 00	40 00	22 00		
Camping Permits.....	55 00	34 00	21 00		
Guides' Licenses.....	50 00	70 00		20 00	
Restaurant Licenses.....		20 00		20 00	
Cemetery Lots.....	66 00	29 00	37 00		
Tea Room Licenses.....	110 00	90 00	20 00		
Hay Dues.....		4 50		4 50	
Miscellaneous.....	836 69	315 67	521 02		
Sand.....	8 00	9 50		1 50	
	34,173 98	52,027 63	4,578 72	22,432 37	
<i>Jasper Park.</i>					
Timber Dues.....	874 41	2,205 10		1,330 69	
Rent.....	165 00	262 50		97 50	
Building Permits.....	25 00	55 25		30 25	
Boat Licenses & Ferry Fees.....	815 00	913 00		98 00	
Hay Dues.....	15 25		15 25		
Store Licenses.....	55 00		55 00		
Peddlers' Licenses.....	4 00	21 00		17 00	
Butchers' Licenses.....	10 00		10 00		
Restaurant Licenses.....		20 00		20 00	
Grazing.....		5 00		5 00	
Guides' Licenses.....	20 00	10 00	10 00		
Camping Permits.....	5 00	1 00	4 00		
Drivers' & Livery Licenses.....	40 00		40 00		
Pool, Billiard & Bowling Licenses.....	103 35		103 35		
Miscellaneous.....	65 00		65 00		
	2,197 01	3,492 85	302 60	1,598 44	
<i>Yoho Park.</i>					
Timber Dues.....	83 00	5 90	77 10		
Rentals.....	783 98	346 18	437 80		
Transfer Fees.....	20 00	4 00	16 00		
Stone Quarries.....		135 00		135 00	
Guides' Licenses.....	6 00		6 00		
	892 98	491 08	536 90	135 00	

STATEMENT of Revenue collected within the Canadian National Parks, &c.—*Con.*

Particulars.	FISCAL YEAR.		Increase.	Decrease.	Net Decrease.
	1912-13.	1911-12.			
<i>Waterton Lakes Park.</i>	\$ cts.	\$ cts.	\$ cts.	\$ cts.	\$ cts.
Boat licenses.....		30 50		30 50	
Rent.....	130 00	220 00		90 00	
Camping permits.....	30 00	5 00	25 00		
Timber dues.....	6 25	9 18		2 93	
Restaurant licenses.....	10 00	20 00		10 00	
	176 25	284 68	25 00	133 43	
<i>Buffalo Park.</i>					
Miscellaneous.....	7 00	158 32		151 32	
<i>Elk Island Park.</i>					
Timber dues.....	1 50	1 50			
Miscellaneous.....		41 68			
	1 50	43 18		41 68	
Total.....	37,448 72	56,497 74	5,443 22	24,492 24	19,049 02

COMPARATIVE STATEMENT of the Homestead Entries and Sales made during the Fiscal Years ending March 31, 1912, and March 31, 1913, respectively.

	FISCAL YEAR ENDING MARCH 31ST, 1912.		FISCAL YEAR ENDING MARCH 31ST, 1913.	
	No. of entries.	Acres.	No. of entries.	Acres.
Homesteads.....	39,151	6,264,160	33,699	5,391,840
Sales.....	1,070	52,517	855	47,535

STATEMENT showing the number of Homestead Entries reported in each year since 1874.

Departmental year ended	No. of entries.	Departmental year ended.	No. of entries.
October 31, 1874.....	1,376	October 31, 1894.....	3,209
" 31, 1875.....	499	December 31, 1895.....	2,394
" 31, 1876.....	347	" 31, 1896.....	1,857
" 31, 1877.....	845	" 31, 1897.....	2,384
" 31, 1878.....	1,788	" 31, 1898.....	4,848
" 31, 1879.....	4,068	" 31, 1899.....	6,689
" 31, 1880.....	2,074	June 30, 1900.....	7,426
" 31, 1881.....	2,753	" 30, 1901.....	8,167
" 31, 1882.....	7,483	" 30, 1902.....	14,673
" 31, 1883.....	6,063	" 30, 1903.....	31,383
" 31, 1884.....	3,753	" 30, 1904.....	26,073
" 31, 1885.....	1,858	" 30, 1905.....	30,819
" 31, 1886.....	2,657	" 30, 1906.....	41,869
" 31, 1887.....	2,036	Nine months ended March 31, 1907.....	21,647
" 31, 1888.....	2,655	Year ended March 31, 1908.....	30,424
" 31, 1889.....	4,416	" " 31, 1909.....	39,081
" 31, 1890.....	2,955	" " 31, 1910.....	41,568
" 31, 1891.....	3,523	" " 31, 1911.....	44,479
" 31, 1892.....	4,840	" " 31, 1912.....	39,151
" 31, 1893.....	4,067	" " 31, 1913.....	33,699

## SESSIONAL PAPER No. 25

STATEMENT showing the number of Homestead Entries made during the Fiscal Years ended March 31, 1912-13, and the Nationality of the Homesteaders, as reported by the several Agencies of the Department in Manitoba, Saskatchewan, Alberta and British Columbia.

Nationalities.	No. of Entries 1912.	No. of Entries 1913.
Canadians from Ontario .....	3,152	2,223
"    "    Quebec .....	951	790
"    "    Nova Scotia .....	182	143
"    "    New Brunswick .....	118	101
"    "    Prince Edward Island .....	69	55
"    "    Manitoba .....	998	853
"    "    Saskatchewan .....	3,085	2,323
"    "    Alberta .....	863	966
"    "    British Columbia .....	123	57
Persons who had previous entry .....	2,132	3,669
Newfoundlanders .....	6	7
Canadians returned from the United States .....	401	180
Americans .....	10,577	8,895
English .....	5,739	4,452
Scotch .....	1,041	836
Irish .....	476	307
French .....	437	344
Belgians .....	159	163
Swiss .....	80	86
Italians .....	45	61
Roumanians .....	141	88
Syrians .....	56	51
Germans .....	790	772
Austro-Hungarians .....	3,121	2,280
Hollanders .....	153	129
Danes (other than Icelanders) .....	201	203
Icelanders .....	69	57
Swedes .....	964	959
Norwegians .....	1,160	1,148
Russians (other than Mennoites and Donkohobors) .....	1,781	1,462
Turks .....	9	9
Hindus .....	11	5
Chinese .....	8	12
Japanese .....	6	9
Persians .....	3	
Australians .....	13	24
New Zealanders .....	12	5
Greeks .....	3	3
Servians .....	4	4
Bulgarians .....	5	22
Egyptians .....	1	2
Brazilians .....	1	3
Chilians .....	3	3
Cubans .....		1
Montenegrins .....		1
Arabians .....		4
Algerians .....		1
Armenians .....		1
Jews .....		1
Spaniards .....		1
Hawaiians .....		1
S. Americans .....		1
S. Africans .....	1	4
Jamaicans .....	1	2
<b>Total</b> .....	<b>39,151</b>	<b>33,699</b>

Representing 91,372 souls in 1912.  
 " 82,069 " 1913.

STATEMENT showing the number of Homestead Entries made during the Fiscal Year ended March 31, 1912-13, by persons coming from the various States and Territories of the American Union.

States.	No. of Entries, 1912.	No. of Entries, 1913.
Arizona	1	1
Alabama		7
Alaska	2	3
Arkansas	19	13
California	72	40
Carolina, North	10	13
Carolina, South	3	
Colorado	47	41
Columbia, District of	2	
Connecticut	13	16
Dakota, North	3,987	3,100
Dakota, South	615	890
Delaware		2
Florida	4	2
Georgia	9	6
Idaho	138	74
Illinois	169	314
Indiana	245	145
Indian Territory	88	
Iowa	470	367
Kansas	139	150
Kentucky	49	42
Louisiana	4	4
Maine	20	34
Maryland	6	7
Massachusetts	91	102
Michigan	462	378
Minnesota	1,799	1,405
Mississippi	6	3
Missouri	119	133
Montana	209	147
Nebraska	204	187
Nevada	4	
New Hampshire	22	16
New Jersey	17	21
New Mexico	7	3
New York	178	155
Ohio	169	155
Oklahoma	97	65
Oregon	105	81
Pennsylvania	136	109
Rhode Island	19	12
Tennessee	25	19
Texas	52	48
Utah	13	25
Vermont	23	22
Virginia	37	18
Virginia, West	6	
Washington	452	277
Wisconsin	599	397
Wyoming	15	26
Totals	10,978	9,075

SESSIONAL PAPER No. 25

STATEMENT showing the number of Letters Patent issued by the Department of the Interior for Dominion Lands since 1873 and the number of acres patented.

Period.	No. of Patents issued.	Acreage.
1873, May, to 31st December.....	420	67,200
1874, 1st January, to 31st December.....	577	92,320
1875, " " to 31st October.....	464	74,240
1876, Year ended 31st October.....	318	50,880
1877, " " " ".....	2,437	478,840
1878, " " " ".....	2,357	462,880
1879, " " " ".....	2,663	426,080
1880, " " " ".....	1,084	173,440
1881, " " " ".....	1,885	400,862
1882, " " " ".....	2,197	506,785
1883, " " " ".....	4,341	831,341
1884, " " " ".....	3,896	909,604
1885, " " " ".....	3,533	898,464
1886, " " " ".....	4,570	942,055
1887, " " " ".....	4,599	1,071,364
1888, " " " ".....	3,275	647,644
1889, " " " ".....	3,282	661,636
1890, " " " ".....	3,273	626,019
1891, " " " ".....	2,449	411,073
1892, " " " ".....	2,955	549,257
1893, " " " ".....	2,936	502,601
1894, " " " ".....	2,553	420,238
1894, November and December.....	413	66,102
1895, Year ended 31st December.....	2,118	348,964
1896, " " " ".....	2,665	531,861
1897, " " " ".....	2,972	499,859
1898, " " " ".....	3,037	646,671
1899, " " " ".....	3,904	714,748
1900, 1st January, to 30th June.....	1,970	310,501
1901, Year ended 30th June.....	6,491	6,846,857
1902, " " " ".....	8,768	4,711,104
1903, " " " ".....	7,349	3,266,388
1904, " " " ".....	6,890	2,982,579
1905, " " " ".....	8,798	6,197,354
1906, " " " ".....	12,370	4,181,345
1907, 1st July, 1906 to 31st March.....	10,596	2,361,330
1908, Year ended 31st March.....	18,690	6,138,977
1909, " " " ".....	22,431	4,215,326
1910, " " " ".....	22,854	3,662,259
1911, " " " ".....	21,754	3,710,288
1912, " " " ".....	19,354	3,155,388
1913, " " " ".....	24,965	4,209,388
	264,423	69,962,112





## SESSIONAL PAPER No. 25

## CORRESPONDENCE.

The following statement shows the number of letters received and sent by the Department in each year since its establishment.

Departmental Year ended October 31.	Letters Received.	Letters Sent.	Total.
1874.....	3,482	4,120	7,632
1875.....	1,974	2,189	4,163
1876.....	2,256	3,097	5,353
1877.....	3,137	3,677	6,814
1878.....	4,642	6,009	10,651
1879.....	5,586	6,179	11,755
1880.....	8,222	9,910	18,162
1881.....	13,605	15,829	29,434
1882.....	25,500	30,300	55,800
1883.....	27,180	33,500	60,680
1884.....	27,525	33,386	60,911
1885.....	33,970	43,997	77,967
1886.....	60,964	67,973	128,937
1887.....	47,845	60,890	108,735
1888.....	43,407	52,298	95,705
1889.....	48,316	50,500	98,816
1890.....	36,200	36,008	72,208
1891.....	38,000	36,267	74,267
1892.....	41,990	42,203	84,193
1893.....	50,794	48,145	98,939
1894.....	48,619	50,840	99,459
1895.....	49,991	45,898	95,889
1896.....	47,501	44,238	91,739
1897.....	65,714	64,147	129,861
1898.....	88,913	87,845	176,758
1899.....	95,023	91,876	186,899
1900.....	121,219	133,177	254,396
1901.....	144,978	136,348	281,326
1902.....	167,200	185,548	352,748
1903 (From June 30, 1902, to July 1, 1903).....	185,582	223,463	409,045
1904 (From June 30, 1903, to July 1, 1904).....	222,316	274,675	496,991
1905 (From June 30, 1904, to July 1, 1905).....	245,470	302,723	548,193
1906 (From June 30, 1905, to July 1, 1906).....	407,794	529,465	937,259
1907 (From June 30, 1906, to April 1, 1907).....	372,231	620,968	993,199
1908 (From March 31, 1907, to April 1, 1908).....	543,647	1,106,772	1,650,419
1909 (From March 31, 1908, to April 1, 1909).....	721,217	1,114,380	1,835,597
1910 (From March 31, 1909, to April 1, 1910).....	935,217	1,174,546	2,109,763
1911 (From March 31, 1910, to April 1, 1911).....	1,027,933	1,280,697	2,308,630
1912 (From March 31, 1911, to April 1, 1912).....	1,224,316	1,304,904	2,529,220
1913 (From March 31, 1912, to April 1, 1913).....	1,292,188	1,438,912	2,731,100

The number of registered letters during the departmental year ending March 31, 1913, was: received, 22,668; sent, 29,789.

## STATEMENT of Land Sales by Railway Companies having Government

Year.	Hudson's Bay Company.		Canadian Pacific Railway Company.		Manitoba South-western Colonization Railway Company.		Qu'Appelle, Long Lake and Saskatchewan Railroad and Steamboat Company.	
	Acres.	Amount.	Acres.	Amount.	Acres.	Amount.	Acres.	Amount.
		§		§		§		§
1893.....			93,184	295,288	14,164	57,559	1,603	.....
1894.....	7,526	48,225	43,155	131,628	6,312	28,003	640	.....
1895.....	4,431	23,209	53,453	176,950	5,623	22,330	2,391	.....
1896.....	9,299	52,410	66,624	220,360	21,254	88,568	286	.....
1897.....	10,784	53,277	135,681	431,095	63,800	234,644	2,524	.....
1898.....	62,000	310,000	242,135	757,792	106,473	363,982	22,534	.....
1899.....	56,875	274,625	261,832	814,857	58,019	199,458	61,030	178,517
(Fiscal Year) 1900.....	70,196	352,631	379,091	1,152,836	133,507	437,449	18,932	53,974
(Fiscal Year) 1901.....	82,308	399,804	339,985	1,046,665	59,749	214,953	22,266	74,810
(Fiscal Year) 1902.....	269,577	1,412,332	1,362,478	4,440,500	206,411	713,365	39,835	147,365
(Fiscal Year) 1903.....	330,046	1,939,804	2,260,722	8,472,250	250,372	699,210	843,900	1,476,900
(Fiscal Year) 1904.....	144,857	879,910	857,474	3,516,864	29,522	113,303	.....	.....
(Fiscal Year) 1905.....	139,721	865,905	411,451	2,045,800	80,342	296,936	.....	.....
(Fiscal Year) 1906.....	236,191	1,863,375	1,012,322	6,015,060	83,418	360,889	.....	.....
(9 months to March 31, 1907).....	69,158	742,221	851,083	4,817,632	3,051	22,645	1,353	16,789
(Fiscal Year) 1908.....	21,184	267,215	81,060	727,367	31,982	153,007	5,621	68,869
(Fiscal Year) 1909.....	25,449	288,836	29,331	383,390	10,396	84,845	37,662	380,371
(Fiscal Year) 1910.....	104,382	1,297,454	655,585	10,473,425	14,501	126,950	106,000	964,600
(Fiscal Year) 1911.....	267,038	3,747,768	715,095	10,372,661	20,313	284,859	113,533	1,237,204
(Fiscal Year) 1912.....	42,554	808,943	855,280	12,420,488	18,932	117,497	35,213	495,116
(Fiscal Year) 1913.....	53,581	1,128,806	447,158	6,348,352	2,768	48,639	15,395	255,399
Total...	2,007,157	16,756,750	11,156,179	75,061,260	1,220,909	4,669,091	1,330,718	5,349,914

SESSIONAL PAPER No. 25

Land Grants and by the Hudson's Bay Company.

Calgary and Edmonton Railway Company.		Canadian Northern Railway Company.		Great Northwest Central Railway Company.		Totals.		Average per Acre.
Acres.	Amount.	Acres.	Amount.	Acres.	Amount.	Acres.	Amount.	
	\$		\$		\$		\$	\$ cts.
11,260						120,211	352,847	2 93
11,035						68,668	207,856	3 02
46,815						114,713	222,489	1 94
10,553						108,016	361,338	3 34
9,436						222,225	719,016	3 23
15,481						448,623	1,431,774	3 18
24,738	53,335					462,494	1,520,792	3 28
46,653	128,256					648,379	2,125,146	3 27
116,719	352,637					621,027	2,088,269	3 36
323,494	1,033,396					2,201,795	7,746,958	3 56
231,800	909,600	183,736	631,503	128,435	522,490	4,229,011	14,651,757	3 46
129,007	563,507	64,469	313,575	41,858	177,091	1,267,187	5,564,240	4 39
109,191	512,898	231,707	1,221,469	17,593	103,564	990,005	5,046,572	5 09
85,784	480,063	204,966	1,014,351	20,003	137,503	1,642,684	9,871,241	6 01
59,515	346,064	289,576	1,711,109	4,023	41,470	1,277,759	7,697,930	6 02
8,606	75,644	196,946	1,746,504	1,294	13,855	346,693	3,052,461	8 80
6,370	66,508			165	7,935	109,373	1,211,885	11 08
18,323	182,926	285,428	2,783,010	571	6,863	1,184,790	15,835,228	13 36
11,820	116,231	277,414	3,336,797	1,438	27,417	1,406,651	19,122,937	13 59
10,853	154,424	365,926	4,216,578	632	11,373	1,329,390	18,224,419	13 70
4,155	44,212	182,491	2,009,642	1,601	32,105	707,149	9,867,155	13 95
1,291,608	5,019,101	2,282,659	18,984,538	217,613	1,081,656	19,506,843	126,922,310	6 50

THE LAND SITUATION OF MANITOBA, SASKATCHEWAN AND ALBERTA.

Total land area Manitoba.....	148,432,698 acres (approx.)	
"    Saskatchewan.....	155,764,100	"
"    Alberta.....	181,872,000	"
Grand total.....	466,068,798	"

SURVEYED AREA.

Total surveyed area . . . . . 183,918,171 acres.

AREA AVAILABLE FOR CULTIVATION.

	Manitoba.	Saskatch- ewan.	Alberta.	Total.
	Acres.	Acres.	Acres.	Acres.
Area in surveyed sections (all water covered land deducted).....	26,887,120	69,347,400	58,317,547	154,552,067
Area of Parishes and River lot settlements.....	486,311	81,974	96,603	664,888
Area of Indian reserves (including 6,683 acres north of surveyed area in Saskatchewan and 93,856 acres in Northern Alberta).....	337,887	1,140,286	1,244,518	2,722,691
Area of Indian Reserves surrendered.....	55,423	263,623	257,735	576,781
Total.....				158,516,427

AREA NOT AVAILABLE FOR CULTIVATION.

	Manitoba.	Saskatch- ewan.	Alberta.	Total.
	Acres.	Acres.	Acres.	Acres.
Area of water covered lands in surveyed sections....	3,398,717	1,787,716	1,782,000	6,948,463
Area of road allowance.....	930,090	1,436,668	1,111,361	3,478,119
Area of Forest reserves.....	2,494,240	599,642	11,881,280	14,975,162
Total.....				25,401,744

DISPOSITION OF SURVEYED SECTIONS.

	Manitoba.	Saskatch- ewan.	Alberta.	Total.
	Acres.	Acres.	Acres.	Acres.
Area under Homestead, South African Volunteers' homestead, pre-emption and purchased homestead entry, Northwest half-bred scrip, Military scrip, sales and special grants.....	13,530,329	36,470,727	25,367,488	75,368,544
Area granted to Railway companies on account of land subsidies (chiefly odd numbered sections)....	3,566,997	15,177,063	13,120,014	31,864,074
Area granted to Hudson's Bay Company (unsurveyed area not included).....	1,313,000	3,158,900	2,186,400	6,688,300
Area of School land endowment (unsurveyed area not included).....	1,493,730	3,852,633	3,239,864	8,586,227
Area sold under irrigation system.....		69,716	975,593	1,045,309
Area of Manitoba swamp lands disposed of by the province.....	848,154			848,154
Area still undisposed of.....	6,104,910	10,618,361	13,428,188	30,151,459
Grand Total.....				154,552,067

SESSIONAL PAPER No. 25

AREA UNDER CROP 1912.

	Manitoba.	Saskat- chewan.	Alberta.	Total.
	Acres.	Acres.	Acres.	Acres.
Area under wheat . . . . .	2,653,100	4,891,500	1,417,200	8,961,800
" oats . . . . .	1,269,000	2,285,600	1,359,300	4,913,900
" barley . . . . .	454,600	180,300	174,900	809,800
" flax . . . . .	94,000	1,463,000	111,400	1,668,400
" other products . . . . .	29,600	35,300	60,000	124,900
Totals . . . . .	4,500,300	8,855,700	3,122,800	16,478,800

UNSURVEYED AREA IN MANITOBA, SASKATCHEWAN AND ALBERTA.

As to the remaining land area unsurveyed a large proportion has not yet been explored except in a very partial way, but from what is now known generally of the character of this land the area available for some forms of agriculture, though of much less average value than the lands surveyed at this date, might be given as follows:—

	ACRES.
Manitoba . . . . .	18,000,000
Saskatchewan . . . . .	14,000,000
Alberta . . . . .	54,000,000
	86,000,000

If this net total were cut in half the result would represent very conservatively an area of farming land of good quality and fairly equal in productiveness to the settled area of . . . . . 43,000,000 acres.  
 adding surveyed area available for cultivation . . . . . 158,516,427 "  
 Total . . . . . 201,516,427 "

Thus it will be evident from the foregoing table of areas under crop for 1912 that only about 8% of the available land in the three prairie provinces is yet under cultivation.

GRAIN PRODUCTION IN BUSHELS OF THE THREE PRAIRIE PROVINCES FOR 1912.

	Wheat.	Oats.	Barley.	Flax.
Manitoba . . . . .	58,899,000	53,806,000	14,965,000	1,174,000
Saskatchewan . . . . .	93,849,000	105,115,000	5,926,000	18,931,000
Alberta . . . . .	30,574,000	62,936,000	5,780,000	1,429,000
Totals . . . . .	183,322,000	221,857,000	26,671,000	21,534,000

## STATISTICS AS TO ELEVATOR CAPACITIES IN BUSHELS.

Fiscal Year.	Manitoba.	Sas- katchewan.	—	Alberta	Totals.
1900-01.....	10,323,272		N. W. T. 2,436,080		12,759,352
1901-02.....	12,255,000		" 3,194,000		15,449,000
1902-03.....	16,121,400		" 5,105,000		21,226,400
1903-04.....	19,297,000		" 7,917,000		27,214,000
1904-05.....	19,557,630		" 8,934,000		28,491,630
1905-06.....	20,656,100	8,951,600		1,715,500	31,323,200
1906-07.....	20,502,200	12,989,500		2,785,500	36,277,200
1907-08.....	21,015,600	14,666,500		3,818,900	39,501,000
1908-09.....	20,558,500	17,924,500		4,386,400	42,869,400
1909-10.....	21,624,500	24,314,500		8,080,400	54,019,400
1910-11.....	21,813,800	26,465,000		8,764,500	57,043,300
1911-12.....	22,410,500	29,314,000		9,863,000	61,587,500
1912-13.....	22,253,150	36,503,000		11,565,500	70,321,650

## WHEAT.

A very interesting side light is thrown on the development of the wheat production of the West by a glance at some figures taken from the report of the Department of the Interior for the year 1891. For that year the total wheat production for what are now the three prairie provinces was stated to be 30 million bushels.

For the season of 1912, twenty-one years later the total wheat production in this territory was 183 million bushels,—over six times as much.

The production of Manitoba has more than doubled in this time while that of Saskatchewan and Alberta combined has become over seventeen times as great.

The development of Western Canada along lines other than the growth of grain is indicated by the following tables:—

## NUMBERS OF LIVE STOCK.

	Horses.	Cattle.	Sheep.	Swine.
Manitoba.....	293,776	415,601	40,800	183,370
Saskatchewan.....	397,300	599,800	111,800	156,700
Alberta.....	351,500	1,091,600	181,000	175,200
Totals.....	1,042,576	2,107,001	333,600	515,270

## MINERALS.

## VALUE OF PRODUCTION.

	Coal.	Other Minerals.	Totals.
	\$	\$	\$
Manitoba.....		2,314,922	2,314,922
Saskatchewan.....	327,054	582,880	909,934
Alberta.....	8,471,126	3,639,834	12,110,960
Totals.....	8,798,180	6,537,636	15,335,816

## SESSIONAL PAPER No. 25

## STATISTICS OF RAILWAY MILEAGE.

Year.	Manitoba.	Saskatchewan.	Alberta.	Totals.
1901	2,056	1,107	978	4,141
1902	2,128	1,102	978	4,208
1903	2,224	1,117	978	4,319
1904	2,364	1,180	1,020	4,564
1905	2,672	1,523	1,020	5,215
1906	2,823	1,973	1,200	5,996
1907	3,074	2,025	1,323	6,422
1908	3,111	2,081	1,323	6,515
1909	3,205	2,631	1,321	7,157
1910	3,221	2,932	1,488	7,641
1911	3,466	3,121	1,494	8,081
1912	3,510	3,754	1,897	9,171

The following table illustrates the commercial development of the West.

## BRANCHES OF CANADIAN CHARTERED BANKS.

Year.	Manitoba.	Saskatchewan.	—	Alberta.	Totals.
1901	52	....	N.W.T. 19	....	81
1902	53	....	" 23	....	76
1903	64	....	" 42	....	106
1904	86	....	" 74	....	160
1905	90	39	....	41	170
1906	104	48	....	49	201
1907	146	91	....	77	314
1908	161	116	....	89	366
1909	164	131	....	97	392
1910	171	187	....	140	498
1911	192	320	....	220	732
1912	195	378	....	253	826

## IMMIGRATION TO CANADA.

Fiscal Year.	English.	Scotch.	Irish.	United States.	Other Countries.	Totals.
1900-01	9,401	1,476	933	17,987	19,352	49,149
1901-02	13,095	2,853	1,311	26,388	23,732	67,379
1902-03	32,510	7,046	2,236	49,473	37,099	128,364
1903-04	36,694	10,552	3,128	45,171	34,786	130,331
1904-05	49,617	11,741	3,998	43,543	37,364	146,266
1905-06	69,932	15,846	5,018	57,796	44,472	189,064
*1906-07	41,658	10,729	3,404	34,659	34,217	124,667
1907-08	91,412	22,223	6,547	58,312	83,975	262,469
1908-09	37,482	11,810	3,609	59,832	34,175	146,908
1909-10	41,144	14,706	3,940	103,798	45,206	208,794
1910-11	86,212	29,924	6,877	121,451	66,620	311,084
1911-12	96,806	32,988	8,327	133,710	82,406	354,237
1912-13	110,101	30,735	9,706	139,009	112,881	402,432
Totals..	712,064	202,632	59,034	891,129	656,285	2,521,144

\* For nine months ended March 31, 1907.

## THE UNEXPLOITED NORTHLAND.

The immense territory, as yet unsurveyed, north of the North Saskatchewan and Peace Rivers, which was formerly considered to be unfit for settlement has been found by recent explorations to contain large areas which are available for various forms of agriculture.

## NORTHERN MANITOBA.

The extension of the boundaries of Manitoba has drawn attention to the immense territory added to this Province. This area, extending to the shores of Hudson Bay, contains vast resources, including agricultural lands, timber, etc., it being estimated that there are about 18,000,000 acres of land fit for agriculture in this new area, as yet untouched.

## NORTHERN SASKATCHEWAN.

In Northern Saskatchewan the area to the south of the Churchill River is a well-wooded park-like country with great agricultural possibilities. The soil of the region north of the river, however, is, so far as is at present known, of a rocky, sandy nature, and is not adapted for agriculture. In the southern part, the land that is of value does not form one continuous area, but a number of districts separated by ridges and tracts of muskeg. Large areas are covered with timber, but in many places there are broad expanses of prairie. In the vicinity of Meadow Lake the country is open, and the valley of the Clearwater River forms one long stretch of open prairie land. The country surrounding Green Lake, Sandy Lake and Lac La-Ronge contains a very large proportion of arable land most of which is covered by timber. Along the valley of the Beaver River the soil is for the most part suited for agriculture but there is not a large area of open country. This country is, however, capable of being cleared and should then become good agricultural land. At the present time it is estimated that the area of land in the whole region which is available for agricultural purposes amounts to 14,000,000 acres.

## NORTHERN ALBERTA.

The surveyed and consequently fully explored, part of the province of Alberta extends considerably further north than do the lines that mark the northernmost limit of the surveyed territory in Saskatchewan. The province divides itself naturally into two regions—the basin of the Athabaska River and the country drained by the Peace River, which is west of the 114th meridian and extends to the mouth of the river.

The country drained by the Athabaska is mainly a rolling plain and with the exception of some areas of semi-prairie land is well wooded with a forest composed mainly of spruce, fir, pine, tamarack, poplar, birch and willow. A large part of its surface is occupied by muskegs. Hundreds of ponds and lakes, of which Lesser Slave Lake, 70 miles in length, is by far the largest, occupy its shallow valleys.

The soil along the Athabaska for the most part is good. From Fort McMurray to Lake Athabaska, a distance of two hundred miles, the country has the appearance of a great alluvial plain. It is more or less timbered but the soil is excellent. At Fort Chipewyan north of latitude 58° on Lake Athabaska wheat has been grown that was awarded a medal at the Centennial Exhibition in Philadelphia in 1876. The watershed



## SESSIONAL PAPER No. 25

of the Athabaska contains many large areas suitable for agriculture—notably perhaps, the prairie east of the river between the 112th and 111th meridians, and other districts in the vicinity of Winefred, Cowpar, Garson and Gordon lakes. Success has attended the efforts made to cultivate wheat, oats and barley together with potatoes and other products of the garden.

The Athabaska River is navigable from Grand Rapids to the south for 325 miles, and from Fort McMurray to the north for 270 miles.

The westerly section of Northern Alberta, or the Peace River country is attracting much attention on account of its remarkable agricultural possibilities; and the influx of settlers which is steadily increasing in volume has practically demonstrated that the promising accounts of the districts given in recent years have not been exaggerated.

The Peace River drains a large district west of the Rocky Mountains, and then continuing eastwards, intersects the axis of that range and drains the country lying along its eastern slopes through four degrees of latitude. Its length from the confluence of the Finlay and Parsnip rivers to the point at which it unites with the waters flowing from Lake Athabaska to form Slave River is 757 miles. The river has cut a trough-like valley varying from 500 to 1,000 feet in depth and from two to three miles in width. From the mountain to Peace Point a distance of approximately 750 miles following the winding of the river there is a plateau on each side of the river averaging 75 miles in width, the soil of which is equal to that on any similar length of the Saskatchewan. The soil is chiefly a deep rich clay loam. The agricultural area in the Peace River country will compare on the whole with any part of Canada.

The northern boundary of the district available for cultivation is latitude  $58^{\circ} 50'$ —that of Chipewyan and Fort Vermilion.

Successive years of experiment have demonstrated the practicability of the growth of wheat, barley, oats and potatoes at these places. Wheat grown in the district was awarded first prize at the World's Columbian Exposition of 1893 and at the Centennial Exhibition at Philadelphia in 1876. The continuous daylight with about eighteen hours of sunlight account for the rapid growth of all vegetation in the region.

## THE MACKENZIE RIVER REGION.

The basin of the Mackenzie River constitutes the northernmost region of 'The unexploited Northland,' the length of this great river is 916 miles and in width it varies from one to two miles. It is navigable throughout its entire course for shallow draught steamers. The country from which the Mackenzie draws its supplies is of the most varied description. It includes part of the broken plateau region west of the Rocky Mountains, the Rocky Mountains themselves through fifteen degrees of latitude, the northern part of the prairie district and the wooded and moss-covered country which succeeds it towards the Arctic Ocean.

The amount of arable land is small compared to the total area, and is mostly confined to the vicinity of the larger streams. The alluvial lands along Slave River, the upper part of the Mackenzie River, and the country bordering the Liard for some distance above and below Fort Laird and west of the mountains, are the best parts of the district.

At all the posts along the Mackenzie and its tributaries small areas of land are annually cultivated and large quantities of garden products grown for use in the district; while at Fort Liard and Fort Providence the two most southerly posts in the district both wheat and barley have been tried with success.

## IMMIGRATION.

The report of the Superintendent of Immigration will be found in Part II of the General Report. A Supplementary Report is also made by the Superintendent this year in his capacity as Chief Controller of Chinese Immigration, which office he assumed on the 2nd October, 1911, in pursuance of an Order in Council passed on the 31st May, 1911, and his subsequent appointment by a further Order, dated the 4th August, 1911. Some interesting statistics relating to Chinese Immigration will be found in the report referred to.

The following is a comparative statement of arrivals, apart from Chinese, at inland and ocean ports, from 1897 onward:—

Year.	Great Britain and Ireland.	Other Countries except United States.	United States.	Totals.
1897.....	11,383	7,921	2,412	21,716
1898.....	11,173	11,608	9,119	31,900
1899.....	10,660	21,938	11,945	44,543
1900 (6 months).....	5,141	19,211	8,543	23,895
1900 1.....	11,810	19,352	17,987	49,149
1901 2.....	17,259	23,732	26,388	67,379
1902 3.....	41,792	37,099	49,473	128,364
1903 4.....	50,374	34,786	45,171	130,331
1904 5.....	65,359	37,364	43,543	146,266
1905 6.....	86,796	44,472	57,796	189,064
1906 7 (nine months ended March 31).....	55,791	31,217	34,659	124,667
1907 8.....	120,182	83,975	58,312	262,469
1908 9.....	52,901	34,175	59,832	146,908
1909 10.....	59,799	45,206	103,798	208,794
1910 11.....	123,013	66,620	121,451	311,084
1911 12.....	138,121	82,406	133,710	354,237
1912 13.....	150,542	112,881	139,009	402,432
	1,012,087	707,963	923,148	2,643,198

I had the pleasure last year of drawing attention to a greatly increased immigration from the British Isles, and I am happy to state that this year a similar privilege is accorded me. The number of immigrants arriving from Great Britain and Ireland in 1911-12 was 138,121, and I am glad that I am able to record a notable increase in the arrivals for the year 1912-13, the period covered by the present report. During this year 150,542 British immigrants have taken up their abode in Canada. It will be noted that, notwithstanding the stringency of the Immigration regulations, which have been subject to no relaxation during the present year, the tide of Immigration to Canada is steadily increasing. In this there is a happy augury for the future, it would seem to establish the fact that Canada as a place for homeseekers is appealing to a superior class of immigrants, who are content to meet the rigid regulations in order to enjoy the privileges of Canadian citizenship.

CONTINENTAL IMMIGRATION.

The number of foreign immigrants arriving from overseas shows a considerable increase, the number arriving in 1911-12 was 82,406, while the number for the year 1912-13 shows a total of 112,881. It will be seen from this that the propaganda carried on by the Department, though confronted by many difficulties, is thoroughly effective and productive of the most gratifying results.

AMERICAN IMMIGRATION.

Immigration from the United States continues to show a satisfactory increase as will be seen from the number who have this year taken up residence in Canada as compared with the year 1911-12. In 1911-12 the number of new arrivals was 133,710, this year the figures reach a total of 139,009. When it is considered that practically all the American immigration to Canada is composed of farmers and farm labourers drawn from long established farming districts in the United States, their value to Canada cannot be estimated, and convincing evidence is afforded of the thoroughness of the Canadian Immigration propaganda as carried on in the American Republic.

JUVENILE IMMIGRATION.

The general supervision of child immigration falls within the province of the Chief Inspector of British Immigrant Children and Receiving Homes, whose report, part of the Superintendent's, will be read with special interest. Mr. G. Bogue Smart, who is in charge of this work, is most eminently fitted for it, bringing to bear, as he does, not only a deeply studied expert knowledge of the subject, but a sympathetic love for the waifs and strays under his care which shows how thoroughly he is imbued with that spirit of philanthropy which made the late Dr. Barnardo's name a household word in Canada.

SURVEYS.

The amount of land subdivided into sections and quarter sections during the year was 5,155,520 acres, and 1,103,520 acres were resurveyed. Two thousand six hundred and fifty four miles of initial meridians, base lines and township outlines were run, besides 16,044 miles of section lines, traverses and resurvey.

Eighty-two parties were employed on the survey of Dominion lands, eighty-one of whom were regular parties, one party being employed for a short time only. Of the eighty-one regular parties thirty-seven were employed on contract surveys, ten on the survey of base lines and initial meridians, five on inspection of contract surveys, one on latitude observations, one on triangulation surveys, one on running level lines, and the remaining twenty-six on miscellaneous surveys and resurveys.

The following table shows the distribution of parties by provinces:—

	In Manitoba.	In Saskatchewan.	In Alberta.	In British Columbia.	Partly in one province and partly in another.	Total
Paid by the day.....	4	6	16	8	10	44
Under contract.....	10	18	9	.....	.....	37
Parties engaged for a short time only.....	.....	.....	1	.....	.....	1
	14	24	26	8	10	82

One hundred and fifty-two whole townships and ten fractional townships were completely subdivided, and a partial subdivision was made in four hundred and seventy-five others. Twenty-two whole and two fractional townships were also completely resurveyed, and in two hundred and two other portions of the township were resurveyed.

The ten surveyors employed on the survey of initial meridians and base lines ran one thousand three hundred and eighty-six miles through practically unknown country. On each of these parties an explorer is employed whose duty it is to explore and roughly sketch the country for twelve miles on each side of the base and meridian lines. From these notes and sketches a sketch map is compiled, and as the base lines are but twenty-four miles apart a good general idea of the whole country is obtained. Good and poor land is located and subdivision can be extended into those parts where the trend of settlement is likely to lead. Lines of levels are also carried along by base and meridian line surveyors, and, from the level returns submitted, profiles are compiled and printed annually on a reduced scale in connection with the report of the Branch.

Some isolated settlement surveys were made at Chipewyan, Smith Landing and Fort Smith on the Athabaska and Slave rivers.

For the purpose of checking the accuracy of the surveys, latitudes were determined at a number of points on initial meridians and elsewhere. On the second and third meridians, the boundary monuments were found correct or nearly so; on the fourth, fifth and sixth meridians, the monuments were out of position from one to six chains. The discrepancies have been allowed for in extending the surveys. A bad state of affairs was discovered on the Principal Meridian, township 35 being 26.49 chains too far north. The meridian was retraced from the International Boundary in order to locate the error and it was found to be due not to mistakes of the surveyors as might have been supposed, but to the employment of incorrect chains by the surveyors who laid down the meridian in 1871. Other errors are numerous and widespread in the Province of Manitoba; a surveyor is engaged in locating them. It is unfortunate that surveyors were not from the outset supplied with correct measures. The law directs that all surveyors must be furnished with subsidiary standards of length, but it is only recently that provision was made for proper tests of these standards.

The topographical survey in the Fiddle Creek district, in Jasper Forest Park Reserve, which was begun last year, was continued last season, the principal work being the locating of a road along Fiddle creek canyon from the Grand Trunk Pacific station to Miette Hot Springs, about eleven miles distant.

The triangulation survey in the Railway Belt of British Columbia was extended westerly to Salmon Arm and a base about five miles long measured there with the invar wire base apparatus.

A resurvey was made of the town-site of Banff and of the villa lots on the south side of the Bow river. It was found that in a number of cases, the lots which were represented on the plans and which were believed to have been marked on the ground had never been surveyed. The roads which have been constructed around Banff and of which no plan existed were surveyed.

Some lands along the Hudson's Bay railway in the vicinity of Le Pas were subdivided, and townships which were required for immediate settlement in the vicinity of Hudson Hope and in the Vermilion district were also surveyed by surveyors working under daily pay as the work was too scattered and isolated to be undertaken by contract.

## SESSIONAL PAPER No. 25

Following is the usual table showing the subdivision or settlement survey work completed each year since the inception of the surveys, with the result of last season's operations added:—

Period.	Acres.	Number of Farms of 160 acres each.
Previous to June, 1873 .....	4,792,292	29,952
1874 .....	4,237,864	26,487
1875 .....	665,000	4,156
1876 .....	420,507	2,628
1877 .....	231,691	1,448
1878 .....	306,936	1,918
1879 .....	1,130,482	7,066
1880 .....	4,472,000	27,950
1881 .....	8,147,000	50,919
1882 .....	10,186,000	63,662
1883 .....	27,234,600	170,212
1884 .....	6,435,000	40,218
1885 .....	391,680	2,448
1886 .....	1,379,010	8,620
1887 .....	643,710	4,023
1888 .....	1,131,840	7,074
1889 .....	516,968	3,231
1890 .....	817,075	5,106
1891 .....	76,560	476
1892 .....	1,395,200	8,720
1893 .....	2,928,640	18,304
1894 .....	300,240	1,876
1895 .....	406,240	2,539
1896 .....	506,560	3,166
1897 .....	428,640	2,679
1898 .....	859,840	5,374
1899 .....	1,022,720	6,392
1900 (first 6 months) .....	735,480	4,596
1900-1901 .....	1,603,680	10,023
1901-1902 .....	2,553,120	15,957
1902-1903 .....	6,173,440	38,584
1903-1904 .....	12,709,600	79,435
1904-1905 .....	10,671,520	66,697
1905-1906 .....	4,973,920	31,087
1906-1907 (9 months) .....	3,819,700	23,873
1907-1908 .....	6,123,040	38,269
1908-1909 .....	7,412,870	46,350
1909-1910 .....	7,423,200	46,395
1910-1911 .....	5,683,200	35,520
1911-1912 .....	5,146,080	32,163
1912-1913 .....	5,155,520	32,222
	161,248,065	1,007,795

## THE DOMINION ASTRONOMICAL OBSERVATORY AND THE BOUNDARY AND GEODETIC SURVEYS.

In the Astrophysical Division of the Observatory, the work of observing spectroscopic binary stars and determining their orbits has been actively continued, though the results show a large decrease in number from previous years. The number of photogramgrams made in 1910, was 845; in 1911, 715; and in 1912, 525.

There are two reasons for this falling off. In the first place exceptionally bad observing weather has prevailed for the greater part of the past year, but there is another reason, to which I referred in my last annual report.

By the combined work of several Observatories, the brighter stars of this class have been determined leaving fainter stars to be observed, for which longer exposures

are required. Thus fewer exposures can be made in a given time, and at the same time the longer exposure is more open to interruption in unsettled weather.

The remedy for this is increased light-gathering power, which can be obtained only by the use of a telescope having a larger aperture of lens or mirror, than the fifteen-inch lens of the present telescope.

In this regard strong representations were made by the Royal Society of Canada, the Royal Astronomical Society of Canada, the Astronomical and Astrophysical Society of America and by many of the leading astronomers of the United States and Europe, including the Astronomer Royal.

Appreciation of the quality and amount of work which had been done at the Dominion Observatory was expressed, and the desirability in the interests of astronomical science, of extending the scope of the work by provision of a larger telescope, was emphasized.

In accordance with these representations, the Chief Astronomer was authorized to make inquiries as to the cost of reflecting telescopes having principal mirrors of 60 inches aperture and upwards, and also as to the best locality in Canada to instal a telescope, having regard to meteorological conditions. Provision was made in the supplementary estimates for the expenses connected with these investigations.

The work on the Solar Rotation, which has been undertaken in co-operation with five other Observatories, has been pushed. These observations have for object the determination of the velocity of rotation in different solar latitudes, an investigation which it is hoped will throw light upon the internal constitution of the sun.

The mounting of the new photographic telescope was completed last year, but the building constructed for it is not yet ready to receive it. When installed the instrument will be used for photographic photometry and photographing comets, star clusters, &c.

The work with the Meridian Circle has comprised transits and zenith distance observations of stars, especially of those stars which have been used in recent years by the observers engaged in the determination of latitude and longitude of outside points. The number of observations obtained during the year was slightly under 2,000 in each co-ordinate.

Permanent stone buildings replacing the temporary wooden sheds have been erected over the piers for the two meridian marks. The underground reference marks have also been placed in position.

The time service to the principal Government offices has been continued as usual. There are now 326 dials electrically operated from the Observatory. A new form of synchronization for the secondary master clocks has been devised by the Superintendent of Time, which will prevent any possibility of the stopping of the synchronized clock by interference with the synchronizing current—an advantage not shared by other methods.

The field astronomical work, the determination of latitudes and longitudes of outside points comprised, during last year, the determination of three stations only.

These were situated in northern British Columbia. The registering micrometer was used for the transits and the latitude observations were taken by Talcott's method.

In the Seismological Division the two Bosch horizontal pendulums and the Spindler and Hoyer vertical seismograph were in operation during the year. Ninety-three

## SESSIONAL PAPER No. 25

distant earthquakes were recorded. Monthly bulletins of the records of these were issued to some 75 seismological stations.

The Magnetic Survey of Canada was continued, and the magnetic declination, dip and intensity were observed at 60 stations in Quebec, New Brunswick and Nova Scotia.

The international boundary surveys, in co-operation with the United States, were actively prosecuted during last summer.

The survey of the 141st Meridian, under the Treaty of April 21, 1906, was continued northward from the termination of the work of the previous season, and was completed and monumented to the Arctic Ocean. This leaves only the most southerly part of the line, between Mt. St. Elias and Mt. Natashat, a distance a little under 90 miles, to be surveyed. This part of the line passes over high mountain ridges and glaciers. Preparations have been made for entering the region from the west, following the valley of Chitina River and Chitina glacier, and also from the northeast. It is hoped that this very difficult piece of work will be completed during the present season, thus finishing the field work of the whole survey.

The work under the Alaska Boundary Treaty of 1903, comprised the topographical survey and mapping of the region eastward from Mt. St. Elias and north of Yakutat Bay. The triangulation of Portland Canal and the placing of reference monuments was continued to the entrance to the Canal. This practically completes the survey of this section of the boundary except the water boundary from the mouth of Portland Canal to Cape Muzon, the survey of which is to be undertaken during this coming summer.

The Boundary Survey operations under the Treaty of April 11, 1908, comprised surveys on four sections of the boundary line, viz: from the Rocky Mountains to the northwest angle of Lake of the Woods (art. 6 of the Treaty), from the northwest angle to Lake Superior (art. 5), between the St. Lawrence River and the source of the St. Croix (art. 3), and along the St. Croix River (art. 2).

The resurvey of the 49th parallel from the Rocky Mountains eastward had been completed as far as Red River. During the past season, this survey has been carried eastward from Red River by an American survey party, accompanied by a Canadian surveyor, and the greater part of the line surveyed. At the same time, a Canadian party began the survey of the Lake of the Woods. A topographical survey based on triangulation of the shores of the Lake and the islands has been completed from the northwest angle to Big and Cornfield Islands.

Between the St. Lawrence River and the source of the St. Croix the boundary line had in previous years been re-surveyed for a considerable distance from both ends, leaving to be surveyed the boundary in the forest country between Quebec and the State of Maine, comprising the boundaries of the counties of Compton, Beauce, Dorchester, Bellechasse, Montmagny, L'Islet and part of Kamouraska.

Of this boundary some 48 miles were surveyed and re-monumented. Accurate levels were taken along the line and the topography mapped for half a mile on each side of the boundary.

Under article 2 of the Treaty of 1908, the survey of the boundary line along the St. Croix River was continued and the field work completed, including triangulation and topography.

The Geodetic Survey work comprised triangulation in the Province of Quebec to

4 GEORGE V., A. 1914

the Maine boundary; in southwestern Ontario, connecting with the United States Lake Survey in the neighbourhood of Lake St. Clair; in the neighbourhood of Belleville; west and south from Thunder Bay with the purpose of connecting with the international boundary survey at Pigeon River; and in British Columbia following the Straits between Vancouver Island and the mainland. The closings of the triangles were found to accord well with the standard of accuracy adopted; viz: closing of a triangle to one second of arc. A favorable site for a base-line, about 7 miles long, was chosen near Ladner, B.C., and another near Belleville, Ont., but these base lines have not yet been measured.

On account of the progress made in signal building in the preceding season, it was necessary to build only a few towers in 1912.

A reconnaissance party worked in the region west of Thunder Bay.

Four parties were engaged in precise levelling during the summer, one in New Brunswick, one in Ontario, and two in Saskatchewan. The aggregate mileage levelled was 1,260 miles. The accuracy of the levelling is maintained within the adopted standard. The error must not exceed .017 feet multiplied by the square root of the number of miles run.

Further information with regard to the work of the Observatory and the surveys connected therewith will be found in the Publications of the Dominion Observatory, which are issued from time to time.

#### FORESTRY.

The most important work in connection with the Forest Reserves was the developing of a systematic administration. Three additional Inspectors were appointed, so that there are now four Inspectors, having supervision over the work in the four districts of Manitoba, Saskatchewan, Alberta and the Railway Belt of British Columbia. The work on each Forest Reserve is placed in the direct charge of a Forest Supervisor. To train men so that a staff of properly qualified forest rangers may be built up, the establishment of a ranger school would be of great advantage. The construction of trails, buildings, telephone lines, fire guards, etc., on the Forest Reserves has been pushed forward. The regulations for cutting timber have been improved and the supervision has been closer.

Seven survey parties were engaged in extending the exploration of the public lands to locate the non-agricultural timbered lands that should be included in Forest Reserves. One party examined an area in southeastern Manitoba and four parties worked in northern Saskatchewan and northern Alberta. The two other parties operated in the Dry Belt and Coast Districts in British Columbia.

The loss from forest fires was not extensive, although somewhat greater than the previous year. The season was a wet one throughout the western provinces, except for a short time in the spring when one serious fire occurred near Golden, B.C. The weather was comparatively dry in the valleys of the Peace and Mackenzie Rivers and fires were reported from there also.

The most important step in advance in the fire ranging work was the putting into effect of an order of the Board of Railway Commissioners requiring the Railway companies to patrol those portions of their lines that run through timbered country. The



## SESSIONAL PAPER No. 25

inspection of this work is done largely by the officers of this department, under the supervision of the Chief Fire Inspector of the Board.

Although this arrangement relieves the department of a considerable amount of fire patrol for which it has been responsible in the past, the necessity of extending and organizing the fire ranging staff is being brought out more clearly all the time by the reports of the survey parties. In all the areas examined by them are found evidences of enormous fire damage in the past, and large tracts of young growth that need protection now to enable them to develop into timber of useful size.

The work of the Forest Nursery Station at Indian Head was carried forward on the same basis as in previous years. The number of trees distributed showed a distinct increase. The land acquired last year for a new nursery at Saskatoon was prepared for the starting of seed-beds next year.

The collection of statistics of wood products produced by Canadian forests, and used by various industries, is being reorganized by a technical forester. This work has now been extended so as to cover all the uses of wood in the country. It is intended during the coming year to make arrangements for the establishment of a laboratory to investigate the properties of different kinds of wood, and the processes of manufacturing woods for various purposes.

The herd of reindeer transported last year from St. Anthony, Newfoundland, where Dr. Grenfell's herd is located, were established about twenty-five miles from Fort Smith, where small houses were erected for the accommodation of the herders. A few deer were lost in transport and during the winter, and a more serious loss occurred during the fly season, which was very bad. The deer stampeded, and it was not possible to gather them all together again. It is hoped that by placing the herd in a better location the usefulness of reindeer in this region can be demonstrated.

Two men were continued on the patrol of the district inhabited by the wood bison, and although accurate data were not obtained it was estimated that the herd numbers between 200 and 300.

## IRRIGATION AND STREAM MEASUREMENTS.

The demand for water for domestic, industrial and irrigation purposes in the provinces of Alberta and Saskatchewan, particularly in the southern portions, has increased to such an extent that it has been found necessary to create a new branch of the departmental service so as to provide for the better handling of the work. It has also been found necessary to considerably increase the staff of this branch both in the Calgary office and in the field, so as to ensure the prompt and efficient handling of the work.

Among the outstanding features pertaining to irrigation administration three are deserving of special mention.

Very serious errors were discovered in the works under construction by the Southern Alberta Land Company. This company has been permitted to purchase a tract of some 380,000 acres of land, subject to the condition that at least twenty-five per cent thereof be irrigated. Several million dollars have been expended by the company in the construction of works. Serious defects have been discovered in these works, both in design and construction, and as a result thereof the entire executive and engineering branches of the company have been reorganized. As a result of this reorganization, and

of the radical changes which are now being made in the works, it is confidently anticipated that the company will be enabled to fulfill all of its obligations to the Government, and still be able to dispose of its irrigable lands at reasonable cost to the purchaser and profit to itself.

Difficulties have also developed between the Canadian Pacific Railway Company and certain purchasers of irrigable lands near Calgary. It has been alleged that the lands have been wrongly classified and sold and that certain lands sold as irrigable, and which are encumbered with a perpetual water tax, are not irrigable at reasonable cost. This department has found it necessary to intervene for the protection of the water users and is now conducting a thorough investigation to determine the actual facts. While it is too early to predict the result of this investigation, it may be said that there is evidence of a disposition of both sides to seek a solution that will be mutually satisfactory. In so far as this department is concerned every effort is being made to effect an amicable adjustment of the existing difficulties, which are believed to result from misunderstanding and mismanagement, rather than from design and misrepresentation as has sometimes been alleged.

The department has, during the past year, conducted surveys to determine the feasibility and approximate cost of diverting water from the South Saskatchewan river for use in the cities of Moosejaw and Regina and the inter-lying district, where an adequate and satisfactory water supply is becoming increasingly difficult to obtain. The work so far done indicates that the proposed scheme is feasible, although the cost will be greater than either, or both, of these cities can afford at present. From present indications the South Saskatchewan river would appear to be the only available source of the future water supply of this district and the cost, high though it may be, cannot be considered prohibitive.

The work of stream measurements has been carried on as in former years, and it is gratifying to observe that the records so obtained are being made use of to a greater extent each year by those interested in water supply questions.

The inspection of irrigation works, completed and under construction, has been carried on throughout the year. The object of such annual inspections is to ensure, as far as possible, that all works are constructed in accordance with the approved plans and that, in the case of licensed works, the water is being used for the purpose granted. It is interesting to note that this policy has been favourably commented upon, and that the Western Canada Irrigation Association, at its recent session at Kelowna, British Columbia, urged the provincial government to adopt a similar policy.

#### DOMINION PARKS.

There was great activity in connection with Dominion Parks both in the Branch at Head Office—in the matter of organization and development—and in the field in the matter of construction and maintenance work. While special attention was devoted in the field to the improvement of existing roads and trails, substantial progress was made in new work as well, especially in connection with that portion of the transmontane automobile road which runs through the Parks. Ten miles of this road from Castle, Alberta, to the Continental divide at Vermilion Pass, B.C., were constructed. This work included a substantial steel bridge across the Bow River at Castle.

## SESSIONAL PAPER No. 25

Very attractive plans for a new bath house at the Cave and Basin were prepared by W. S. Painter, a well known architect. Work on the construction of the bath house was commenced the last of August and the excavation, piling, foundations, retaining wall for the pool completed before closing down the work for the winter. The bath house is being constructed entirely of concrete.

It is noted with satisfaction that despite the very unfavourable weather of the summer of 1912 the number of visitors to the Canadian Parks showed an increase over the high record of the previous year.

Samples of the water from the Hot Springs at Banff were tested for radioactivity and the tests showed that the waters possess this wonderful property. It is fast being recognized that the curative value of thermal springs is due more to radioactivity than to the mineral constituents and it is a matter of great satisfaction that the Hot Springs at Banff, in addition to their other medicinal qualities, contain an agency of such exceptional therapeutic value as radioactivity.

The growth of Banff, the principal townsite in Rocky Mountains Park, is significant of the increasing popularity of the Parks. The demand for lots during 1912 was so great that the supply became exhausted early in the year and arrangements had to be made for the survey of an addition.

Attention has been directed to many new fields of development, including the question of the protection of migratory birds, the provision of game bird breeding sanctuaries, the question of a breeding sanctuary for fur bearing animals in the North, police patrol of the parks for the maintenance of law and order, the preservation of historical spots, the matter of co-operation and assistance in connection with the supervised playground movement, the provision of suitable reservations in the vicinity of the large centres of population to ensure to city-dwellers an opportunity for rest and recreation in the great out-of-doors.

The endeavour has been to keep in view the primary purpose for which parks exist: to meet the needs of the country, present and future, with regard to recreation; to preserve to the public its natural heritage of scenic beauty, and to make the benefits, advantages, and enjoyment of such a heritage possible to all.

## WATER POWER AND HYDROGRAPHIC SURVEYS.

The increasing price of coal, the tremendous strides in the commercial utilization of electrical energy, the constant growing demand for cheap power for manufacturing and municipal purposes, has made the question of water power development in Western Canada one of the most important administrative matters before this Department. Fortunately a well considered and cautious policy of water power administration has been determined upon, and regulations put into force which afford every reasonable protection to the public in the way of rentals with periodic revisions, control of rates, limited grants, &c., and at the same time provide sufficiently attractive opportunities for investment to the capitalist. While the existing regulations are sufficiently elastic to permit of such new conditions being provided in concessions as later experience and study dictate, they are admittedly unsuitable for the authorization of small power projects of less capacity than 200 horse-power. New regulations covering small schemes are essential, and must be provided and put into force without delay. When

they are provided it is proposed to delegate an experienced engineer to give the many small power projects throughout the West his whole attention, and by personal inspection on the ground, and engineering advice to the applicant, afford every reasonable encouragement and assistance to their development.

Under the direction of the Superintendent of Water Powers surveys and investigations resulting in the accumulation of data of great value to the conservation and development of water power resources have been made during the year, throughout Manitoba, Saskatchewan, Alberta and the Railway Belt of British Columbia. While this work has covered power sites of present economic importance, and many sites that are now doubtful from a commercial point of view, it has been directed mainly to the completion of plans for storage and power development on the Bow River in Alberta, and on the Winnipeg river in Manitoba. On both of these rivers important industries already established have suffered heavy loss from failure of power, due to preventable fluctuation of stream flow, and power projects that have been under consideration for several years have been unduly delayed pending final authentic data regarding storage and power facilities.

The general results of the Bow river investigations are surprisingly gratifying, and show that it is feasible to so regulate the flowage of the river as to warrant the development, at five distinct power sites, of over 45,000 continuous 24-hour horse-power, all within fifty miles of the city of Calgary. Of these five power sites one has been developed by the Calgary Power Company, and another is now in course of development. At the Horse Shoe falls power site this Company has completed a power installation capable of a continuous output of 18,000 H.P., which is mainly transmitted to Calgary for manufacturing and municipal purposes. The same Company is vigorously proceeding with construction work at the Kananaskis falls power site, about three miles west of the Horse Shoe falls site, where an 11,000 H.P. development will be completed by the end of the present year.

The extensive power and storage studies on the Winnipeg river, in the Province of Manitoba, are equally gratifying, and show that at six distinct power sites, and by means of storage easily and cheaply accomplished at Lake of the Woods and Lac Seul, in the Province of Ontario, the development of over 500,000 continuous 24-hour horse power is an assured possibility, all within easy transmission distance of the city of Winnipeg. On this river the Winnipeg Electric Railway Company has had in operation for some years a 30,000 H.P. plant, and the city has completed a municipal development at Point du Bois falls capable of an ultimate development of about 100,000 H.P. Both these plants are being rapidly completed to capacity, and an additional 75,000 H.P. plant is contemplated at the Great falls power site.

If the proposed storage and power facilities of the Bow and Winnipeg rivers are properly consummated, the industrial future of the cities of Winnipeg and Calgary is assured beyond doubt.

As a result of the report of Mr. H. E. M. Kensit, Electro-Mechanical Engineer, on the possibility of power production in Southern Saskatchewan from sources other than water power, the power phase of the South Saskatchewan Water Supply Diversion project, one of the most important problems before the Department, has been placed on a sound and sane basis. Mr. Kensit's report is of such value, and has secured such general attention from those interested in an adequate water supply for the cities of

## SESSIONAL PAPER No. 25

Regina and Moosejaw, that it is published in full as part of the report of the Water Power Branch.

The Department has been fortunate in having had the advice and assistance of Mr. T. H. Dunn, C.E., reclamation expert, on several large reclamation schemes in various parts of the West. Mr. Dunn has made a special study of the possibility of reclaiming some two million acres of land in the vicinity of The Pas, Manitoba, and along the route of the Hudson Bay Railway, the results of which are of great importance to Northern Manitoba and Saskatchewan, and would indicate that it is possible to reclaim this large area within a cost that would make the whole scheme commercially feasible. His report is published in full in the Water Power Branch report.

A great deal of useful, interesting and valuable information regarding power matters throughout the West has accumulated in the records of the Water Power Branch and I am glad to say that steps are being taken to have these data collated in such form that they may be printed for the general information of the public and for the use of the engineering profession. Definite steps are being taken to have the reports of the Winnipeg and Bow River power and storage surveys, and of the Manitoba and British Columbia hydrographic surveys, published at an early date. Some delay has been caused in the issue of these reports but it has been unavoidable on account of lack of necessary assistance at Head Office in Ottawa.

## SCHOOL LANDS.

As no general auction sales of School Lands were held during the fiscal year ending the 1st April, 1912, and the demand for these lands was very great, it was decided to hold a series of auction sales during the fall of the year 1912.

With the consent of the Governor-General-in-Council, auction sales were therefore arranged for and held as follows:—

## MANITOBA.

Date.	Place.	Area offered in Acres.	Area disposed of in Acres.	Total amount realized.	Average price per Acre.
1912.				\$ cts.	\$ cts.
Oct. 22.....	Virden.....	9,712 83	6,811 69	68,695 37	10 68
" 23.....	Hartney.....	15,789 50	2,922 90	26,380 30	9 03
" 25.....	Somerset.....	30,373 87	13,043 19	138,228 28	10 59
" 28.....	Portage la Prairie.....	47,878 04	22,179 66	257,277 45	11 60
" 30.....	Winnipeg.....	39,412 04	19,524 47	220,928 10	11 27
	Tyndall town lots.....			149 00	
	Total.....	113,166 28	64,481 91	710,758 50	11 02

In addition to the foregoing certain tracts, not exceeding four acres, were sold to Boards of School Trustees for school sites, and a number of tracts were also sold to railway companies by private sale for right-of-way and other purposes of the railway, making the total area sold in the Province of Manitoba during the fiscal year ending 1st April, 1913, 64,538.67 acres for \$711,146.80, or an average price of \$11.02 per acre.

## DEPARTMENT OF THE INTERIOR

4 GEORGE V., A. 1914

## SASKATCHEWAN.

Date.	Place.	Area Offered in Acres.	Area disposed of in Acres.	Total amount realized.	Average price per Acre.
				§ cts.	§ cts.
April 12	Battleford	124 00	124 00	14,260 00	115 00
June 12	Saskatoon	150 00	150 00	4,387 50	29 25
Oct. 31	Moosejaw	626 35	626 35	141,616 70	226 10
Nov. 4	Canora	34,197 02	18,094 96	292,654 88	16 17
Nov. 5	Wadena	17,286 52	2,853 60	32,433 40	11 36
Nov. 7	Quill Lake	18,467 68	4,424 38	42,941 60	9 71
Nov. 9	Humboldt	21,387 42	6,500 78	81,435 82	12 53
Nov. 11	Lanigan	28,163 63	10,090 92	124,136 52	12 30
Nov. 14	Wilkie	25,328 57	9,010 63	178,155 10	19 77
Nov. 18	Battleford	26,948 10	7,655 34	194,128 39	25 36
Nov. 21	Davidson	17,264 01	10,864 01	222,868 04	20 51
Nov. 22	Craik	20,706 92	8,456 39	159,797 31	18 90
Nov. 26	Loreburn	22,585 73	14,748 23	389,345 78	26 39
Nov. 29	Melville	28,605 37	9,529 66	113,658 80	11 93
Total		261,841 32	103,129 25	1,991,819 84	19 31

In addition to the foregoing, a number of tracts were sold to Boards of School Trustees for school sites by private sale, and a number of tracts were also sold by private sale to Railway Companies for right-of-way and other purposes, making the total area sold in the Province during the fiscal year, 103,593.09 acres for \$2,003,528.07, or an average price of \$19.34 per acre.

## ALBERTA.

Date.	Place.	Area Offered in Acres.	Area disposed of in Acres.	Total amount realized.	Average price per Acre.
				§ cts.	§ cts.
April 18	Red Deer	154 57	154 57	3,091 40	20 00
May 23	Medicine Hat	640 00	640 00	56,640 00	88 50
Dec. 5	Macleod	113 22	113 22	19,814 02	175 00
Dec. 6	Medicine Hat	3,840 00	1,280 00	29,280 00	22 88
Total		4,747 79	2,187 79	108,825 42	49 74

The total area sold including tracts sold by private sale to Boards of School Trustees for school sites and tracts sold by private sales to railway companies for right-of-way and other purposes was 2,375.02 acres for \$111,239.70 or an average price of \$46.83 per acre.

The report of the Controller of the School Lands Branch shows that the total area of School Lands sold in each Province from the beginning to the 1st April, 1913, is as follows:—

*Manitoba*.—641,179.76 acres for \$6,237,398.33 or an average price of \$9.73 per acre.

*Saskatchewan*.—609,346.64 acres for \$8,862,021.97 or an average price of \$14.54 per acre.

SESSIONAL PAPER No. 25

*Alberta*.—559,698.79 acres for \$6,537,963.51 or an average price of \$11.68 per acre.  
 Total, 1,816,225.19 acres for \$21,637,403.81.

GRAZING.

The total number of Grazing Leases still in force on the 1st April, 1913, was 14, and all of these will expire during the current year, and if renewed will be in the form of Grazing Permits which have taken the place of the Grazing Leases. The number of Grazing Permits issued during the fiscal year in the three Provinces was 1,780, the revenue from which was \$36,043.61.

COAL.

Thirty-two new coal leases were issued during the fiscal year on School Lands, making the total number in force on the 1st April, 1913, 102, the revenue from which was \$22,736.38.

HAY.

The revenue from this source was \$8,046.30.

Attached to the report of the School Lands Branch are three statements lettered respectively A, B and C, shewing duly classified the revenue from all sources during the fiscal year in each Province. The total revenue from each was as follows:—

Manitoba . . . . .	\$ 378,798 47
Saskatchewan . . . . .	730,715 70
Alberta . . . . .	492,381 30
	\$1,601,895 47

Under the provisions of the Orders-in-Council in that behalf the net revenue collected from the School Lands in each Province during the fiscal year, less the principal moneys of sales, and after deducting the cost of management, was paid over to the Government of each Province, the amounts being as follows:—

Manitoba . . . . .	\$ 76,082 35
Saskatchewan . . . . .	182,168 02
Alberta . . . . .	162,716 07

In addition to the foregoing amounts the following amounts were paid by the Finance Department to the Governments of Manitoba, Saskatchewan and Alberta as interest accrued on the School Lands Fund for the fiscal year, namely:—

Manitoba . . . . .	\$ 96,405 48
Saskatchewan . . . . .	70,971 13
Alberta . . . . .	60,896 23
	Total . . . . . \$ 228,272 84

This makes the total amount paid to the Provinces mentioned for the fiscal year on account of the School Lands Funds as follows:—

Manitoba . . . . .	\$ 172,487 83
Saskatchewan . . . . .	253,139 15
Alberta . . . . .	223,612 30
	Total . . . . . \$ 649,239 28

From statements D, E and F attached to the report of the School Lands Branch, it will be seen that the balance standing to the credit of each of the School Lands Funds on the 1st April, 1913, is as follows:—

Manitoba. . . . .	\$ 3,356,924 74
Saskatchewan. . . . .	2,566,464 57
Alberta. . . . .	2,088,909 20
	Total. . . . .
	\$ 8,012,298 51

The total expenditure on account of School Lands for the fiscal year for the three Provinces was \$39,001.11.

#### THE YUKON TERRITORY.

The report of the Commissioner of the Yukon Territory will be found under section No. 26a of Part I of the general report.

Mr. George Black, barrister-at-law, was appointed in February, 1912, Commissioner of the Yukon Territory, in succession to Mr. Alexander Henderson, who had resigned. Mr. Black, who for a number of years before his appointment, had practised his profession in Dawson with much distinction, would appear to be fully possessed of the necessary administrative ability to successfully discharge the important duties attached to his new office.

The reports of the officers in charge of the several Branches of Yukon Administration, appear to reflect an optimistic view of the conditions in the Territory. The gold production shows an increase of nearly \$1,000,000 over the amount mined during the previous year. This gold is for the most part produced from dredging and hydraulic operations carried on upon Bonanza, Eldorado and Hunker Creeks. Twelve dredges, each having an indicated capacity of from 3,000 to 10,000 cubic yards per day, are operated on these streams, power being obtained from the Hydro-electric plants, installed on the Klondike and Twelve-Mile Rivers. Hydraulic operations are being carried on with water conducted from the Twelve-Mile River and its tributaries by means of a ditch, flume and pipe, a distance of seventy-two miles.

Experiments which have recently been made by the Grenville Power Company have demonstrated the fact that it is possible, by means of electric heaters, to operate this plant throughout the entire winter without interference from frost, even when the temperature is 50 degrees below zero. The direct result of these experiments has been that the electric light rates in Dawson have been reduced nearly 50 per cent.

Individual mining is still being successfully carried on in outlying districts, particularly on the tributaries of the Stewart river, and an incentive has been given to quartz operations through the provision made by the Territorial Government to pay a bonus of \$2.50 per ton on all ore mined and milled in the Territory.

I have the honour to be, Sir,

Your obedient servant,


W. W. CORY,

*Deputy of the Minister of the Interior.*



PART I

DOMINION LANDS



No. 1.

REPORT OF THE COMMISSIONER.

OFFICE OF THE COMMISSIONER OF DOMINION LANDS.

OTTAWA, June 17, 1913.

W. W. CORY, Esq., C.M.G.,  
Deputy Minister of the Interior,  
Ottawa.

SIR,—I beg to submit my report for the twelve months ending March 31, 1913, on the Dominion Lands Branch of this Department, together with the reports of the inspectors of Dominion Lands Agencies, and of the agents of Dominion Lands for the several districts.

The following summary has been prepared of the work transacted in the Dominion Lands Branch during the period mentioned as compared with the corresponding twelve months of the previous year:—

	1912.	1913.
Number of files dealt with... . . . .	228,198	212,495
Letters written... . . . .	162,475	170,043
Triplicates... . . . .	106,447	106,735
Total letters... . . . .	<u>268,922</u>	<u>276,778</u>
Applications for patent—		
Number examined... . . . .	35,369	41,561
New applications... . . . .	18,096	23,976
Applications accepted and notifications sent out... . . . .	17,908	23,501

I have the honour to be, Sir,  
Your obedient servant,

J. W. GREENWAY,  
*Commissioner of Dominion Lands.*

## No. 2.

REPORT OF INSPECTOR OF DOMINION LANDS AGENCIES, BRANDON,  
MANITOBA.

Since my commencement on May 1, 1912, the work of this office has been very large and throughout the whole period there has been a very satisfactory growth in the number of settlers in these western provinces.

The land is growing to be very valuable and proof of this is shown by the keenness of prospective settlers on the fulfilment of duties as required by law from the present homesteaders. This I might say is a great asset to the Department owing to the fact that the keener the competition, the better the homesteads will become.

Although the number of new homesteads taken up is not greater than the previous year, the number of immigrants is gradually increasing, and not only the immigrants, but the people of Eastern Canada are becoming aware of the great prospects in Western Canada. One reason for this is because of the better railway facilities, which are being increased throughout the whole of the west, enabling the farmers to ship their crops with much greater ease than previously. The northern sections of the provinces especially are being held in great demand by new settlers.

## NEW LAND AGENCIES.

Owing to the large amount of business which was being done in the sub-agency office at Maple Creek, it was deemed advisable to make that office into an agency and on March 1, 1913, we opened the same with Mr. C. H. Stockdale as agent and Mr. J. P. French as senior assistant. At present there is a staff of six, and three homestead inspectors, and I have already had a requisition from the agent asking for a larger staff owing to the large business. This new agency promises to become one of our busiest offices.

## NEW SUB-AGENCIES.

A further evidence of the growing popularity of these provinces is brought forward by the following new sub-agencies which have been opened during the year:—LePas, Pelly, Tisdale, Rossburn, Ste. Rose du Lac, Blaine Lake, and Edam. There have been no sub-offices closed with the exception of temporary closings pending the appointment of new sub-agents.

We have now a total of 13 agencies, 48 sub-agencies and 41 homestead inspectors.

## LAND OFFICE INSPECTIONS.

During the year I have made frequent inspections of the agencies, and my assistant has made periodical audits of the books and records of these offices. He has also inspected and checked up the offices of sub-agents and all have been found in good order. The reports of same have been forwarded to you from time to time, upon which you have expressed satisfaction. Mr. Bronsdon also assisted me in several investigations.

SESSIONAL PAPER No. 25

SPECIAL INVESTIGATIONS.

I have been instructed to make many investigations of a difficult nature in connection with homestead disputes and during the period I have made 54 ordinary investigations and held eight court cases under Order in Council.

CHIEF HOMESTEAD INSPECTOR.

Mr. Frank S. Szblewski, chief homestead inspector, has made a number of investigations amongst the foreign element of the provinces and has been making himself acquainted with the homestead inspectors and their work.

My office staff at date of writing consists of only one clerk, Mrs. H. Reynolds.

I regret to have to report the death of Mr. Humphrey, who was a member of the Dauphin Land office staff.

Attached hereto you will find statements of the work performed with comparative figures for the two preceding years, viz:—Dominion Lands Agencies, Dominion Lands Sub-agencies and Homestead Inspectors.

Your obedient servant,

H. G. CUTTLE,

*Inspector of Dominion Lands Agencies.*

4 GEORGE V., A. 1914

A.—Dominion Land Agencies, Manitoba and Saskatchewan, principal transactions for the Departmental year ending March 31, 1913.

Agencies.	Homestead En- titles granted.		Land Sales.			S. A. Scrup.	Applications for Patent re- ceived.	Land Entries cancelled.	Timber Permits issued.	Hay Permits issued.	Letters.		Revenue.	No. of Staff.	Expenditure.	
	Ordinary.	Sch'l Lands.	Pre- emp- tions.	Pre- class'd H'st'ds.	Per- mits.						Received.	Sent.			Salaries.	Disburse- ments.
Battleford.....	1,938	73	2	157	72	4	1,249	1,114	563	401	25,394	31,295	91,633 45	9	9,317 77	1,175 68
Brandon.....	27	27	10	.....	.....	.....	69	25	246	211	6,450	5,468	8,866 01	7	3,698 28	140 83
Dauphin.....	749	35	4	.....	3	2	639	480	1,264	217	20,971	14,689	22,889 93	7	6,301 64	661 78
Estevan.....	745	23	.....	388	24	.....	817	546	38	284	19,116	14,659	138,766 73	5	5,177 21	482 33
Humboldt.....	1,231	48	.....	.....	.....	1	1,281	573	157	436	22,324	22,685	21,880 87	8	7,467 51	1,056 29
Moosojaw.....	3,269	54	5	1,868	138	9	2,833	2,638	926	763	64,125	52,902	305,652 76	21	18,939 48	2,241 98
Prince Albert.....	2,141	78	.....	.....	2	11	957	775	1,334	416	27,866	31,116	100,067 49	11	9,114 06	3,238 71
Regina.....	348	32	1	5	5	8	639	172	9	387	12,660	11,469	19,469 66	7	5,925 81	344 23
Saskatoon.....	1,985	68	.....	565	247	10	3,035	1,386	25	481	44,343	37,311	256,654 68	21	19,249 25	2,660 43
Swift Current.....	3,259	66	.....	1,637	175	36	2,023	2,333	611	531	41,436	48,758	286,660 01	14	12,445 92	1,834 21
Winnipeg.....	2,051	94	11	.....	.....	.....	516	1,038	1,853	505	22,271	28,876	153,964 54	18	21,236 81	1,222 15
Yorkton.....	968	34	11	.....	.....	.....	1,622	512	360	228	18,678	21,940	24,610 20	7	6,458 80	425 19
Maple Creek.....	197	.....	.....	129	2	1	.....	46	.....	.....	3,322	2,800	12,354 22	11	3,063 36	464 49
Total for year 1912-13.....	18,908	632	44	4,751	671	77	15,680	11,090	7,434	4,830	328,299	349,779	1,442,790 55	112	126,442 90	16,068 30
1911-12.....	22,329	594	.....	5,669	960	718	12,093	12,584	9,299	4,884	312,911	329,007	1,470,357 45	125	118,285 13	15,054 36
1910-11.....	26,734	629	.....	8,849	1,214	1,639	12,344	11,869	8,286	3,735	367,793	317,204	1,115,769 01	120	112,136 84	17,547 93

Maple Creek Land Office opened March 1, 1913.

H. G. CUTLER,  
Inspector of Dominion Land Agencies.

SESSIONAL PAPER No. 25

B.—STATEMENT showing the principal work performed by Homestead Inspectors in Manitoba and Saskatchewan, for Departmental Year ending March 31, 1913.

Name.	Headquarters.	Land Inspections made.	Applications for Patent made.	Miles travelled.		Travelling Expenses for self and team.	Salaries.	Remarks.
				Wagon.	Rail.			
Clouston, G. F. C.	Battleford.	5	2	225	224	72 65	108 33	Service ended April 30, 1912.
Smith, G. G.	"	20	0	260	152	53 75	100 00	"
McCarthy, D. J.	"	0	0	.....	168	61 50	216 66	Service ended June 19, 1912.
Anderson, D.	"	171	7	5,310	100	851 41	1,100 00	Commenced May 1, 1912.
		129	5	2,155	2,832	758 74	7,000 00	Commenced Aug. 1, 1912. Ended Feb., 1913.
Collie, W.	"	166	12	4,811	1,633	1,037 35	1,100 00	Commenced May 1, 1912.
Dewar, A. C.	"	85	42	2,115	3,297	1,094 50	683 33	Commenced Sept. 6, 1912.
Ellhoff, A. C.	Brandon.	84	49	2,100	4,563	535 30	1,500 00	
Douglas, A. C.	Dauphin.	27	11	679	448	174 54	400 00	Service ended July 31, 1912.
Buchanan, D.	"	102	127	2,484	4,797	1,246 13	936 63	Commenced June, 1912.
Martin, T. C.	"	63	62	740	1,182	340 87	541 65	Service ended Aug. 31, 1912.
Darrach, E. J.	"	111	29	1,639	2,152	529 65	700 00	Commenced Sept. 1, 1912.
Patterson, G.	"	113	179	5,771	2,400	1,092 10	1,475 00	
Speers, G. L.	Estevan.	122	35	2,691	10,907	1,046 13	1,200 00	
Diekin, G. S.	"	122	70	1,507	1,655	742 80	1,200 00	
Morrison, W. J.	"	21	0	411	666	144 83	298 33	Service ended May 31, 1912.
Nurse, A.	Humboldt	168	12	3,636	3,378	991 63	1,042 51	Commenced June 6, 1912.
Mackey, R. G.	"	249	17	6,355	2,636	1,136 40	1,200 00	
Smyth, A.	"	143	87	3,686	2,123	1,103 96	1,200 00	
Boyer, H. L.	Moose-jaw.	223	258	4,296	245	1,008 09	1,200 00	
Ferratt, W.	"	174	55	2,145	975	717 45	1,000 00	Commenced June 1, 1912.
Miller, R. R.	"	287	228	5,500	2,801	881 40	1,000 00	
Mines, J.	"	297	144	3,999	658	638 55	800 00	
Bathwell, W.	"	106	15	2,187	1,251	459 10	569 68	Resigned Nov. 30, 1912.
Bigg, F. J.	Prince Albert.	64	6	1,978	758	580 15	569 68	Commenced Oct. 29, 1912.
Bonheior, J. B.	"	306	6	5,859	1,113	1,293 90	1,200 00	"
Spell, S.	"	15	0	476	474	67 25	100 00	Services ended April 30, 1912.
Budgson, M. B.	"	190	1	1,638	875	1,264 20	1,100 00	Commenced duties May 1, 1912.
Sutherland, T. L.	Regina.	65	13	1,063	4,252	433 57	1,279 16	Commenced duties May 25, 1912.
Balfour, J. A.	"	41	13	1,464	3,627	841 05	1,200 00	
Brandt, P. R.	"	23	13	483	1,166	399 69	616 76	Commenced Sept. 25, 1912.
Dickson, R. H.	"	48	51	2,625	4,491	667 42	1,100 00	Commenced May 1, 1912.
Ouellette, C. J.	"	355		5,722	2,886	1,423 67	1,200 00	
Collins, F. M.	Saskatoon.							

4 GEORGE V., A. 1914

B.—STATEMENT showing the principal work performed by Homestead Inspectors in Manitoba and Saskatchewan, &amp;c.—Continued.

Name.	Headquarters.	Land Inspections made.	Applications for Patent made.		Miles travelled.		Traveling Expenses for self and team.		Salaries.	Remarks.
			Wagon.	Rail.	\$	cts.	\$	cts.		
Gravette, W.	Saskatoon	43	1,947	285	336	75	600	00	(Commenced July 1, 1912. Suspended Dec. 17, 1912. Discharged Jan. 21, 1913.	
Hunter, T.	"	86	2,353	589	465	80	675	00	Resigned Jan. 2, 1913.	
Mosses, A. E.	"	30	580	195	240	30	124	00	Commenced duties Feb., 1913.	
Parr, C. E.	"	75	1,160	734	351	60	300	00	Commenced duties Jan., 1913.	
Johnson, J. C.	"	245	5,283	1,943	1,372	55	919	00	Commenced duties June 25, 1912.	
Dunston, W. C.	Swift Current.	54	1,502	554	392	35	600	00	Commenced Oct. 1, 1912.	
Spurshatt, A. E.	"	34	442	360	256	38	400	00	Services ended July 31, 1912.	
McLaren, P.	"	108	3,798	2,260	895	40	980	00	Commenced May, 1912.	
McLaren, P.	Maple Creek.	3	79	294	115	95	100	00		
Shields, W.	"	148	3,938	1,691	1,183	70	1,200	00		
McDonald, J. A.	Swift Current.	41	591	276	228	63	312	00	Commenced duties Dec. 28, 1912.	
Gilgospie, W. D.	"	313	4,038	3,185	877	44	1,200	00		
Leagrodberg, W.	Winnipeg.	263	2,932	3,537	1,506	08	1,500	00		
Lefine, L.	"	83	2,054	2,471	893	05	783	87	Includes horse and cutter, \$285.	
Reykdal, P.	"	549	5,753	3,714	1,253	63	1,200	00		
deBalmherd, J. C.	Yorkton.	196	4,339	2,391	986	30	1,083	50	Commenced May 12, 1912.	
Benke, A. E.	"	79	2,437	753	583	25	829	97	Suspended July 22, 1912.	
McGowan, G.	"	139	2,472	1,452	518	20	600	00	Suspended during Oct. and Nov., 1912; commenced duty Dec. 1, 1912.	
McGowan, G.	Dauphin.	91	1,532	1,383	392	50	400	00		
Parker, R. H. M.	Yorkton.	130	3,803	2,449	1,378	42	1,200	00		
Jones, W. S.	Maple Creek.	3	165	0	53	00	100	00	Commenced Maple Creek, March, 1913.	
Steers, W.	"	11	389	0	88	91	100	00	Commenced Maple Creek, March, 1913.	
Walker, W. R.	Saskatoon	114	1,517	1,075	978	00	300	00	Commenced May, 1912, ended July, 1912.	
Totals		8,043	142,194	127,345	38,929	58	436,436	16		
Compared with 1911-12.		6,555	102,618	88,585	26,365	90				
"		6,462	108,490	88,137	26,445	20				

H. G. CUTTLE,  
Inspector of Dominion Land Agencies.



B.—DOMINION Land Sub-Agencies. Manitoba and Saskatchewan. Work performed during the Departmental year ending March 31, 1913.

SESSIONAL PAPER No. 25

Name.	Place.	Applications for Homestead, Purchased Homestead, and Pre-emption.	Applications for Patent.	Applications for Inspection.	Applications for Timber Permits.	Applications for Hay Permits.	Amounts remitted to Land Offices.	Expenditure.		Remarks.	
								Salary.	Postage and Commissions.		
							\$	cts.	\$	cts.	
Spicer, S. E.	Alsask	9		5			90 00		1 75		Com. March 9, '12. Resig. Jan. 31, '13.
Carter, T. H.	Arborg	25	3	6	18		229 50		1 49		Com. March 9, '12. Resig. Jan. 31, '13.
Ejlskjeld, S.	Arborg	15	5	10	24	6	280 00		2 77		Services ended April 30, 1912.
Squirrel, F.	Biggar	21	3	9		17	267 80		1 91		Resigned June 30, 1912.
Dawson, F. A.	Biggar	52	53	33		12	1,566 80		6 97		Com. June 30, 1912.
Richmond, J. K.	Biggar	155	235	109		21	2,362 90		17 31		Com. Aug. 4, 1912.
Roberts, J.	Blaine Lake	4	7			6	72 40		1 14		Com. Feb. 12, 1913.
Simpson, W.	Canora	388	217	137	21	20	4,400 85		38 38		
Robertson, A. J.	Davidson	91	221	74		14	1,267 50		24 87		
Dubois, M. J.	Duck Lake	6	5	1		1	61 00		0 76		
Urton, W. A.	Duck Lake	108	130	53	43	33	1,581 20		17 55		Com. April, 1912.
McGregor, T. J.	Edam	121	200	39	27	32	1,746 50		38 28		Com. June 15, 1912.
Nassana, A. P.	Gravelbourg	472	710	372	117	45	7,723 85		55 81		
Gilchrist, A. P.	Gull Lake	288	261	225	162	80	1,290 85		31 36		Dismissed Sept. 1, 1912.
Banks, W.	Gull Lake	79	145	43	23	18	1,480 65		29 00		Com. Nov. 18, 1912.
Hazel, F.	Hanley	26	16	19		6	704 00		116 41		Services dispensed with June, 1912.
Gregg, S.	Hanley	81	55	17		4	4,838 27		450 69		Com. July 1, 1912.
McLellan, A. J.	Herbert	302	166	187	6	89	6,020 30		178 00		Resigned July, 1912.
Prieston, J. M.	Herbert	353	380	194	86	35	8,587 70		425 00		Com. July, 1912.
Reid, A.	Kerrobert	331	588	153		39	12,378 22		300 00		Com. July, 1912.
Hutchinson, J. C.	Kindersley	381	615	273		18	12,147 00		600 00		Com. July, 1912.
Craddock, W. L.	Lanigan	79	246	58		19	1,064 00		420 00		
Clark, J. R.	Lel'pas	10				1	156 25		600 00		
Newth, R.	Lipton	11	60	22	2	13	206 75		480 00		
Holland, W. H.	Lloydminster	144	138	43	26	21	1,571 80		600 00		
Schradler, E. G.	Macklin	108	65	50			2,005 00		120 00		Dismissed June 27, 1912.
Carscadden, A. W.	Macklin	24	95	15			510 00		40 00		July 27 Aug. 26, 1912.
Reid, E. M.	Macklin	29	90	37		19	537 50		150 00		
Hodges, J.	Mackinac	39	27	2	68	5	735 60		403 25		Com. July 3, 1912.
Young, J. W.	Melfort	549	264	159	126	40	5,822 45		43 78		Com. April 1, 1912.
Stockdale, C. H.	Maple Creek	187	69	33	18	27	3,272 80		725 00		Com. April 1, 1912.
Arthur, G. F.	Nokomis	28	11	8			430 00		50 00		Dismissed May, 1912.

C.—DOMINION Land Sub-Agencies. Manitoba and Saskatchewan. Work performed, &c.—Continued.

Name.	Place.	Applications for Homestead and Pre-emption.	Applications for Patent.	Applications for Inspection.	Applications for Timber Permits.	Applications for Hay Permits.	Amounts remitted to Land Offices.	Expenditure.		Remarks.
								Salary.	Postage and Commissions.	
							\$ cts.	\$ cts.		
McInnair, J. J.	Nokomis	90	53	31	.....	31	1,072 50	275 00	10 41	Commenced May, 1912.
Libron, A.	Notre Dame	278	472	161	.....	12	3,465 35	300 00	34 97	
Chisholm, J. R.	North Battleford	585	173	170	95	93	8,252 90	575 00	48 26	
Stevens, R. R.	Ogema	689	476	383	44	65	16,467 65	600 00	66 19	
Dundas, R. S.	Pelly	62	39	24	86	11	472 55	115 83	16 76	Commenced Nov. 12, 1912.
Armason, S.	Pine Valley	22	10	10	42	13	435 30	300 00	4 86	
Medhurst, E. J.	Pumichy	105	136	57	1	29	1,177 45	300 00	24 55	
Johnston, W. V.	Rosburn	3	11	2	24	7	48 10	200 00	1 72	Opened Dec. 3, 1912.
Urnth, T.	Rosthern	92	101	37	.....	21	1,200 50	300 00	11 58	Dismissed Sept. 29, 1912.
Hodson, F. St. J.	Rosthern	37	82	6	7	10	382 35	300 00	9 46	Commenced Oct., 1912.
White, F. R.	Sheho	12	25	8	.....	4	165 30	43 00	1 97	Dismissed May 24, 1912.
Spencer, W. W.	Sheho	44	135	43	6	2	752 30	259 60	10 57	Commenced May 22, 1912.
Hanger, J. W.	Shellbrooke	288	128	96	180	43	3,336 25	300 00	39 00	
Jacobs, Chas.	St. Rose du Lac	38	23	11	65	14	531 85	325 00	7 23	Commenced Sept. 16, 1912.
Canham, J. E.	Sprague	27	2	4	2	2	288 00	300 00	9 15	
Prohanzanski, J.	Stuartburn	11	.....	.....	31	2	322 25	120 00	4 41	
Harley, Hugh	Swan River	52	12	17	20	5	697 35	129 17	8 66	Dismissed Sept. 6, 1912.
Serace, F.	Swan River	35	14	23	129	11	1,345 15	170 83	23 71	Commenced Sept. 6, 1912.
Grant, S. P.	Tisdale	32	32	12	31	4	355 25	64 45	4 19	Commenced Jan. 15, 1913.
Humphrey, S.	Unity	167	214	59	1	49	4,261 77	300 00	29 39	
Kulaczowski, J.	Vita	17	13	6	27	6	649 70	180 00	5 92	
Saich, F. T.	Wadena	314	184	116	35	19	4,438 45	437 50	26 77	Commenced July 11, ended Feb., 1913.
Hearn, J. H.	Wadena	21	8	11	7	6	226 00	87 50	3 34	Commenced Feb. 8, 1913.
Roth, A. J.	Watrous	137	148	49	.....	19	2,105 30	330 00	15 67	
Medheral, P. E.	Weyburn	255	252	162	.....	38	4,126 90	750 00	28 49	
Gunn, J. J.	Wilkie	109	135	67	.....	15	4,123 60	600 00	27 42	
Hunking, J.	Winnipegosis	10	1	.....	1	.....	125 95	50 00	1 34	Service ended May 31, 1912.
Litwin, S.	Winnipegosis	14	21	3	14	20	213 50	250 00	4 28	Commenced June 1, 1912.
Denovan, R.	Wynyard	36	8	.....	.....	3	374 90	25 00	4 19	Service ended April 30, 1912.
Acton, W. A.	Wynyard	115	146	84	.....	30	1,476 17	535 50	18 38	Commenced April 22, 1912.

SESSIONAL PAPER No. 25

Lapointe, P. ....	524	215	172	263	65	8,088 95	420 00	13 46
Murdoch, J. D. ....	377	363	206	...	20	11,560 90	900 00	70 95
Hutcheson, J. C. ....	.....	6	.....	.....	.....	.....	.....	0 23
Totals .....	9,123	8,757	4,414	1,879	1,286	171,746 39	19,495 38	1,376 97
Compared with 1911-12 .....	10,308	6,469	4,625	2,282	1,663	205,470 97	17,193 66	1,314 97
Compared with 1910-11 .....	10,630	5,365	4,331	2,121	1,212	201,137 00	16,237 11	1,438 11

H. G. CUTTLE,

*Inspector of Dominion Land Agencies.*

Office closed Nov. 6, 1912.

Month March Maple Creek Agency.

## No. 3.

## REPORT OF INSPECTOR OF DOMINION LANDS AGENCIES, CALGARY.

As each agent of Dominion Lands is submitting to you a detailed report of the business transacted at the different offices during the year ending March 31, 1913, it is needless for me to go into every detail, but I am submitting below a summary of the revenue and expense of the different offices.

You will notice by referring to this that there was a decrease of \$213,840.67 in the revenue and an increase of \$1,910.48 in the expenses. You will perhaps imagine, by looking at this statement, that the work of the offices has dropped off considerably, but this is not the case, in fact, the work increased to a large extent at most of the agencies. Outside of the Lethbridge district, the actual work has increased. The decrease in the revenue was caused by a falling off at Lethbridge and Medicine Hat offices. At the former it was on account of a decrease in business and non-payment of purchased homestead and pre-emption instalments. The latter had a great deal to do with the falling off of the revenue at Medicine Hat, but the greater difference in the revenue at this latter office was caused by the fact that one item of money received there during the year 1912 was more than equal to the whole decrease in the revenue at all the offices and as a like amount is not likely to be paid in one payment at an office in future, this should really not detract from the volume of business completed for the year just closed, in fact, if the amount referred to above were deducted from the revenue for the year 1912, there would be an increase for the past year. The opening of the Dominion Lands agency at Maple Creek also somewhat affected the revenue of the Medicine Hat office. This, of course, will be shown in the report of the agent of Dominion Lands at Maple Creek.

The offices and sub-agencies within my territory have been inspected regularly during the past year and I wish to state that the officials, generally, deserve favourable mention for the manner in which they have attended to their duties and the satisfaction given to the public. A number of changes in the personnel of the different staffs have been made, due to resignations, &c., but the work in general has not been seriously affected as prompt action was usually taken in the appointment of successors.

My assistant, Mr. J. A. Bannerman, has worked faithfully in connection with the installation of sub-agents and the checking of their offices, during the past year. A few new sub-agencies have been opened and also one or two closed during this period.

A point which I think might reasonably be drawn to your attention in this report is that a large number of payments in connection with the administration of lands and minerals are made by the payers direct to head office. There is practically the same amount of work necessitated in these instances at the agencies and they receive no credit whatever on account of the amount paid. I would suggest that either the payers be requested to make these payments through the different agents, or else in some way from head office the agents be given credit for the amounts paid in so that they will show as revenue received for their respective districts.

Considerable development in the way of minerals, oil and gas has been going on in some portions of the province, particularly in the Edmonton and Calgary districts, while large developments in the manufacturing line have occurred in the Medicine Hat district, due largely to the cost of power, produced by natural gas, which is found in unlimited quantities. Coal mining has been actively carried on through-

## SESSIONAL PAPER No. 25

out the Lethbridge and Red Deer districts and railway construction has been carried on to a large extent throughout the province. Prospects for a good crop in Alberta this year are excellent.

Below will be found the comparative statement referred to.

Agency.	Revenue.		Expenses.	
	1912.	1913.	1912.	1913.
	\$ cts.	\$ cts.	\$ cts.	\$ cts.
Lethbridge .....	221,116 21	171,149 54	8,206 37	8,852 37
Calgary .....	384,560 24	415,847 65	20,639 56	21,913 94
Red Deer .....	91,296 26	100,526 63	8,281 75	8,516 74
Edmonton .....	317,076 24	369,685 86	24,411 30	25,459 61
Medicine Hat .....	547,584 24	258,043 69	11,846 50	12,583 43
Peace River .....	6,960 67	8,993 52	5,449 32	4,575 60
Kamloops .....	63,463 66	85,153 45	7,217 26	6,771 24
New Westminster .....	14,536 98	18,147 82	5,620 47	4,089 16
Grande Prairie .....	7,352 13	11,957 82	3,048 17	3,878 09
Totals .....	1,653,946 65	1,440,105 98	94,720 70	96,631 18
	1,440,105 98			94,720 70
Decrease in Revenue .....	213,840 67			
Increase in Expenses .....				1,910 48

Your obedient servant,

J. W. MARTIN,

*Inspector.*

## No. 4.

## REPORT OF AGENT OF DOMINION LANDS, BATTLEFORD, SASKATCHEWAN.

The spring is opening under very favourable conditions, the weather during April, so far, having been unusually warm and reached as high as 83 degrees in the shade on April 13.

Last winter was moderate and free from any bad storms around here and south, but it appears to have been much more severe in the northern part of this district where the snow was deep and the stock suffered heavily. The price of cattle remains high.

While the crops were fairly good throughout the district last year, prices were low, and farmers now realize the necessity of going in for dairying and mixed farming. An up-to-date dairy plant for the making of butter and bottling milk and cream under the most modern process has been erected at this point and should give a great impetus to the dairy industry.

The general revenue of this office shows a slight increase over the previous year. The following is a statement of the work performed during the past year:—

Homestead entries .....	1,941	\$19,340 00
Pre-emption entries .....	157	1,560 00
Purchased homestead entries .....	72	710 00
Improvements .....	174	7,683 66

4 GEORGE V., A. 1914

Land sales. . . . .	59	3,767 59
Pre-emption payments. . . . .	117	13,163 48
Purchased homestead payments. . . . .	182	28,918 25
Townsite sales. . . . .	14	434 27
Searches, map sales, office fees, etc. . . . .	523	141 25
Timber permits (Dominion Lands). . . . .	554	251 35
Hay permits (Dominion Lands). . . . .	194	526 50
Grazing rentals (Dominion Lands). . . . .	3	16 58
Hay permits (School Lands). . . . .	200	479 60
Grazing rentals (School Lands). . . . .	41	461 49
General sales (School Lands). . . . .	2	13,110 50
Seed grain and provision repayments. . . . .	....	962 25
Mining fees. . . . .	15	75 00
Mining rentals. . . . .	1	11 68
Applications for patent received. . . . .	1,153	.....
Applications for cancellation received. . . . .	471	.....
Entries cancelled. . . . .	989	.....
Letters received. . . . .	23,221	.....
Letters written. . . . .	27,642	.....
South African scrips located. . . . .	3	.....
		<hr/>
Total revenue. . . . .		\$91,613 45
		<hr/>
Total revenue for previous year. . . . .		\$87,338 62

Your obedient servant,

L. P. O. NOEL,  
*Agent of Dominion Lands.*

**No. 5.****REPORT OF AGENT OF DOMINION LANDS, BRANDON, MANITOBA.**

The spring is rather backward, owing to the cold weather having continued until the end of March. The farmers are busy preparing to seed and will get through their work as early as usual. The land in this vicinity is all cultivated and will be in crop by the end of the present month.

Great attention is being paid to stock raising and poultry and the province is becoming noted for the same. Our winter fair building is one of the finest on the continent and the farmers in the district are justly proud of it. People came from all parts of Saskatchewan and Alberta, as well as from our own province, when it was formally opened last month and great praise was given to those who had the credit of erecting it. These fairs are a great incentive to the farmers, as after seeing the thoroughbred animals and poultry, they are not satisfied until they improve their own.

Farms are being sold at high figures, the former owners generally settling in the town near by, instead of going out of the country as formerly. They realize that Manitoba is one of the most prosperous provinces of the Dominion.

Immigration has commenced and the trains are bringing in people from all over the European Continent. The class of people are those who will make good settlers. The towns are full of English workmen, who are generally industrious and skilful, and they are contented, there being plenty of work and the wages being high.

## SESSIONAL PAPER No. 25

This being one of the oldest and smallest of the Dominion Lands agencies, the work decreases yearly. The vacant lands consist of a few scattered quarter sections, which will be taken up by the sons of farmers who have lands in the vicinity. Very few applications for an inspection are received, as the person taking up a homestead naturally does his duties.

The following is a statement of work performed during the last year:—

Homestead entries granted. . . . .	27
Timber permits. . . . .	255
Hay permits. . . . .	105
Entries cancelled. . . . .	26
Applications for patent. . . . .	72
Letters received. . . . .	6,450
Letters written. . . . .	5,408

Your obedient servant,

L. J. CLEMENT,  
*Agent Dominion Lands.*

## No. 6.

## REPORT OF AGENT OF DOMINION LANDS, CALGARY, ALBERTA.

A comparison of this year's statement with that of last, will show a decrease in the number of homestead entries granted for the twelve months. This was, of course, to be expected, and, within the next year, it is probable that practically all the free homestead land in this district will have been taken up. The balance of the available lands not adapted to ordinary homesteading purposes will naturally be sought after for grazing purposes and mixed farming generally.

During the past winter the price of grain has been low, in fact so low that many settlers have refused to sell, preferring to wait for a return of better prices. Pre-emption payments as a consequence are not being made promptly, and, were it not for the leniency of the Department in refusing to press the payments, much hardship would be felt. There is a general feeling that a number of years at least must elapse before a return to conditions of a few years ago, in the way of 'easy' money, will be made, but withal it is satisfactory to note that there is a buoyant optimism for the future throughout the entire province. Throughout April and during the early part of May the spring was backward, with quite a heavy snow-fall and some rain. This was, however, in the nature of an unmingled blessing as the attendant cool weather prevented a hasty sprouting and up-shooting of the grain, giving the roots instead a good chance to 'stool' out and establish themselves firmly in the ground. Subsequently fine weather has prevailed and grains of all classes have been making record growths.

Railway construction, which must necessarily keep pace with the advance of settlement, has been carried on with its usual vigour. The Grand Trunk Pacific and the Canadian Northern lines have both entered the city of Calgary during the past year, and when the latter line is finally linked up, which will be in the course of a few weeks, a direct communication will have been established with Saskatoon through a new and very productive territory.

It is with much satisfaction that I can make reference to the opening up and development of the oil and petroleum industry, a well-established one in some parts

4 GEORGE V., A. 1914

of the Province, but a new one as far as the Calgary district is concerned. The oil fields are located west of the Calgary and Macleod branch of the Canadian Pacific Railway in the vicinity of Okotoks, and already the operations cover some ten townships, the field having extended rapidly in a north-westerly direction along the Foot Hills. Much outside capital has already been attracted to the country as a consequence, and the benefits to the province as the industry develops are incalculable.

The following is a statement showing in detail the transactions of the Dominion Lands Branch:—

	Number.	Revenue.
Homestead entries. . . . .	2,817	\$ 28,110 00
Pre-emption entries. . . . .	1,339	15,360 00
Purchased homesteads. . . . .	160	1,600 00
Improvements. . . . .	328	19,795 21
Land sales (cash). . . . .	101	16,844 00
Pre-emption payments. . . . .	2,253	169,545 22
Purchased home-stead payments. . . . .	474	50,245 90
Searches, maps, &c. . . . .	739	184 75
Applications for patent received. . . . .	2,551	.....
Applications for inspection received. . . . .	1,873	.....
Entries cancelled. . . . .	2,208	.....
S. A. V. B. entries. . . . .	20	.....
R. N. W. M. P. scrip. . . . .	1	.....

---

\$301,655 03

Your obedient servant,

W. E. TALBOT,  
*Agent Dominion Lands.*

### No. 7.

#### REPORT OF AGENT OF DOMINION LANDS, DAUPHIN, MANITOBA.

Upon comparing the present report with that of last year, you will notice a falling off in the number of timber permits. This, I think, is due principally to the scarcity of ready cash in the hands of the settlers of this district owing to the exceptionally wet season of last year, resulting, in many cases, in total failure, vast areas of splendid crop being left uncut, the farmers being unable to operate their machinery on the wet fields. Of course, there may have been the usual amount of illegal cutting, which the staff of forest rangers and timber inspectors, as usual, have used every effort to suppress.

Numerous inquiries are received from intending settlers, and these are carefully answered and the fullest information regarding the district given.

The number of applications for patents received has greatly increased, and it has generally been found that the duties have been performed in a very satisfactory manner, when the fact that this district is very heavily timbered and hard to bring under cultivation, is taken into consideration. Settlers performing their duties on land in the vicinity, having been relieved of the necessity of building a three hundred dollar house, have been able to make application, whereas, under the old ruling, they would not have been in a position to do so financially. The protection until April 1, afforded by the Department was greatly appreciated, and was taken full advantage of by many.



SESSIONAL PAPER No. 25

There is a considerable falling off in the number of homestead entries compared with last year. Judging from the numerous inquiries, however, I anticipate an unprecedented rush, as far as this district is concerned, on the throwing open for homestead entry of the seven townships formerly known as the Manitoba West Reserve, which I understand contains large tracts of very desirable land.

There is also a large number of lands which were formerly held by the Provincial Government, which have since been re-vested in the Crown.

It is with regret that I have to report the death of Mr. Ivor Humphries, who acted as accountant in this office from July 2, until shortly before his death on November 17.

No complaints have been received of non-attention or lack of courtesy on the part of any one on the staff, who have given me most loyal support during my time in this office.

Appended is a statement of the work performed during the year.

Your obedient servant,

E. WIDMEYER,  
*Agent Dominion Lands.*

Synopsis of principal items of work passed through the Dauphin Lands and Timber Office during the year ending March 31, 1913.

	Number.	Cash received.
Homesteads. . . . .	749	\$7,480 00
Improvement payments. . . . .	89	2,801 30
Land sales (cash). . . . .	35	2,264 51
Searches. . . . .	490	117 18
Applications for patent received. . . . .	625	.....
Applications for inspection received. . . . .	247	.....
Entries cancelled. . . . .	469	.....
South African scrip. . . . .	3	.....
Northwest half-breed scrip. . . . .	9	.....
Timber Reserves and Crown Lands—		
Timber permits. . . . .	1,321	5,437 86
Seizures. . . . .	46	1,576 05
Hay permits. . . . .	120	264 35
Sundries. . . . .	1	7 20
Mining—		
Location fees. . . . .	13	60 00
Rentals. . . . .	4	160 00
Assessment payments. . . . .	1	102 59
School Lands—		
Sales. . . . .	4	2,038 83
Timber permits. . . . .	14	120 00
Hay permits. . . . .	127	364 35
Rentals. . . . .	3	57 60
Miscellaneous—		
Seed lien re-payments. . . . .	1	28 20
Total cash. . . . .		<u>\$22,879 93</u>
Letters received. . . . .	20,038	.....
Letters written. . . . .	17,689	.....
Staff and salaries. . . . .	7	\$6,901 64
Disbursements. . . . .		661 38

No. 8.

REPORT OF AGENT OF DOMINION LANDS, EDMONTON, ALBERTA.

The development along all lines of business has been very pronounced. An air of prosperity is apparent everywhere and an optimistic spirit prevails among business men, farmers and artisans.

The large amount of railway building has been the means of distributing an amount of money through the country which at the present time is very beneficial to a number of settlers who have to depend largely on the employment they can procure to tide them over the first unproductive years of homesteading, while new industries which are springing up in all directions are creating a manufacturing condition with its consequent pecuniary benefits.

The mining industry is also being developed to a remarkable degree, particularly coal. Edmonton and western coal supply not only the home market, but each succeeding year the market for the product grows wider; Saskatchewan has been embraced and I am informed that a profitable market has been obtained as far east as Winnipeg.

Another industry that I might mention is that of the Edmonton Portland Cement Co., situated at Marlborough about 130 miles west of Edmonton on the Grand Trunk Pacific Railway. The Canadian Northern Railway line parallels the Grand Trunk Pacific line, giving excellent transportation facilities. This company I am informed have erected one of the most up to date plants in America with a capacity of 1,200 barrels a day. It is a pleasure to state that this industry has been organized and is controlled by citizens of Edmonton.

Another industry that is attracting attention here is that of clay products, such as brick, tiles, hollow-ware, &c. Excellent beds of clay have been reported in different sections of the country and samples are now being tested with a view to ascertaining their suitability for pottery and chinaware.

Natural gas has also been discovered in different parts of the country and a serious attempt at its development was made at Tofield last year where a strong flow was encountered. On endeavouring to deepen their well, however, they struck a large flow of water and the well had to be abandoned. This drilling was done by the municipality of Tofield and they are now engaged on another well which they believe will be successful. There is also a large supply of gas known to exist at Pelican Rapids where a well has been burning for years without any apparent diminution of pressure. A company who hold a number of petroleum and natural gas leases there have at the present time a proposition before the city of Edmonton to supply the city with this commodity.

A feature of this year's report is the large increase in revenue of the Timber, Grazing and Irrigation Branch. For the purpose of comparison, I quote the figures showing the increase in the last three years:—

1910-1911. . . . .	\$ 43,037 18
1911-1912. . . . .	77,655 18
1912-1913. . . . .	134,266 82

The immense economic resources and the proven fertility of its agricultural areas place the Edmonton district second to none with regard to the opportunities it offers to intending settlers, whether they be farmers or follow other occupations.

## SESSIONAL PAPER No. 25

Owing to the pioneering instinct and the attraction of 'the country beyond,' the Peace River and Grande Prairie Districts, and also to the fact that a large part of this district has already been homesteaded in the closer proximity to transportation facilities, there has been a decrease in entries of eight hundred and ninety-two as compared with the previous year. A number of new railway lines are projected through certain unsettled portions of this district and there is still ample room for thousands of settlers.

The question of transportation is still one that looms large in this country and I believe that no reasonable assistance should be withheld from any bona fide attempt to provide such facilities.

Appended is a statement of work performed during this year.

Your obedient servant,

A. NORQUAY,

*Agent Dominion Lands.*

STATEMENT of the business transacted at the Edmonton Dominion Lands and Crown Timber Agency for the 12 months ending March 31, 1913.

	Number.	Amount.	Totals.
Patent Branch—			
Homestead fees . . . . .	5,494	\$54,890 00	
Pre-emption fees . . . . .	13	130 00	
Purchased homestead fees . . . . .	11	110 00	
Improvements . . . . .	523	17,831 87	
Land sales—Cash . . . . .	194	16,129 52	
"    —Scrip . . . . .	3	48 00	
Pre-emption payments . . . . .	40	4,637 89	
Purchased homestead payments . . . . .	55	5,185 26	
S. A. V. B. L. C. . . . .	12	.....	
H. B. scrips . . . . .	8	.....	
Forestry grant . . . . .	1	.....	
Searches, map sales, office fees, &c. . . . .	459	157 70	
Applications for inspection received . . . . .	1,841	.....	
Entries cancelled . . . . .	2,802	.....	
Sundries . . . . .	2	12 00	
Dominion Lands, total . . . . .		————— \$ 99,132 24	
Timber, Grazing and Irrigation Branch—			
Bonus . . . . .	4	\$ 5,647 50	
Ground rent . . . . .	76	7,780 82	
Royalty on sales . . . . .	86	17,698 1i	
Timber permits . . . . .	1,888	12,323 94	
Timber seizures . . . . .	56	4,187 51	
Hay permits . . . . .	550	1,329 75	
Sundries . . . . .	765	85,299 19	
Timber dues, &c., total . . . . .		————— \$120,159 77	

4 GEORGE V., A. 1914

	Number.	Amount.	Total.
Mining Lands and Yukon Branch—			
Mining fees. . . . .	171	\$ 5,204 89	
Rental. . . . .	117	53,942 14	
Royalty. . . . .	42	6,224 49	
Assessment payments. . . . .	6	600 00	
Coal permits. . . . .	6	5 50	
Sundries. . . . .	651	24,182 75	
M. L. and Y. Br., total. . . . .			\$120,159 77
School Lands Branch—			
General sales. . . . .	9	\$ 4,735 00	
Timber permits. . . . .	24	811 95	
Hay permits. . . . .	368	880 80	
Grazing permits. . . . .	33	535 09	
Mining fees. . . . .	11	626 78	
Coal rental. . . . .	10	2,457 85	
Sundries. . . . .	58	3,257 77	
School Lands, total. . . . .			\$ 13,305 24
Miscellaneous—			
Seed grain and provision repay- ments. . . . .	36	\$ 2,355 92	
Sundries. . . . .	18	462 87	
Miscellaneous, total. . . . .			\$ 2,821 79
Grand total. . . . .			\$369,685 86
General—			
Letters received. . . . .	67,968	.....	
Letters written. . . . .	92,688	.....	
Staff and salaries. . . . .	29	\$23,074 22	
Disbursements. . . . .		2,385 39	

## No. 9.

## REPORT OF AGENT OF DOMINION LANDS, ESTEVAN, SASKATCHEWAN.

There has been a falling off in the number of homestead and pre-emption entries as compared with last year. This is due to the fact that the available land fit for settlement is becoming scarce. There is still a considerable amount of vacant land in the southwestern part of this district, but only about 25 per cent of this is agricultural land, the balance being well adapted for grazing purposes.

Almost every mail brings inquiries, asking when the quarantine reserve in township one, ranges twenty and twenty one, W. 2nd, will be withdrawn and the land opened for entry.

There has been a considerable increase in the worth of the Mining Lands and Yukon Branch and also the School Lands Branch over last year. There are at present about thirty coal mines in operation in this district.

SESSIONAL PAPER No. 25

Appended is a statement of work performed during the fiscal year.

	Number.	Amount.	Totals.
<b>Patent Branch—</b>			
Homesteads . . . . .	745	\$ 7,450 00	
Pre-emptions . . . . .	388	3,880 00	
Purchased homesteads . . . . .	24	240 00	
Improvements . . . . .	53	2,335 25	
Land sales—Cash . . . . .	23	2,672 33	
Pre-emption payments . . . . .	507	96,689 95	
Purchased homestead payments . . . . .	127	14,930 28	
Searches, &c. . . . .	675	168 75	
Applications for patent received . . . . .	827	.....	
Applications for inspection . . . . .	413	.....	
Entries cancelled . . . . .	546	.....	
Total . . . . .		—————	\$129,416 56
<b>Timber, Grazing and Irrigation Branch—</b>			
Timber permits . . . . .	26	\$ 6 75	
Hay permits . . . . .	74	215 65	
Grazing rentals . . . . .	5	140 34	
Forestry branch . . . . .	20	32 25	
Total . . . . .		—————	\$ 394 99
<b>Mining Lands and Yukon Branch—</b>			
Mining fees . . . . .	36	\$ 180 00	
Rental . . . . .	15	4,192 93	
Royalty . . . . .	48	2,636 17	
Petroleum and natural gas . . . . .	2	45 00	
Total . . . . .		—————	\$ 7,054 10
<b>School Lands Branch—</b>			
Hay permits . . . . .	206	\$ 491 15	
Grazing rentals . . . . .	6	51 25	
Mining fees . . . . .	3	15 00	
Coal rental . . . . .	6	794 40	
Royalty . . . . .	8	447 73	
Total . . . . .		—————	\$ 1,799 53
<b>Miscellaneous—</b>			
Seed grain payments . . . . .	2	\$ 101 55	\$ 101 55
Grand total . . . . .		—————	\$138,766 73
Letters received . . . . .	19,115	.....	
Letters written . . . . .	14,659	.....	
Salaries . . . . .		\$ 5,177 21	
Disbursements . . . . .		482 33	

Your obedient servant,

R. CLAUD KISBEY,  
*Agent Dominion Lands.*

## No. 10.

## REPORT OF AGENT OF DOMINION LANDS, GRANDE PRAIRIE, ALBERTA.

The past year has shown a slight increase in the number of homestead entries and a marked falling off in the number of S. A. V. B. scrip entries, this decrease being accounted for by the uncertainty regarding the extension of time for filing and to the exorbitant price asked for this scrip.

Perhaps the greater part of the homesteading for the year was done in the Pouce Coupé Prairie, within the Peace River Block, where several townships were thrown open to settlement in the early summer. But, though settlers are coming in remarkably fast, considering the difficulties of the trail, there will hardly be any great influx until such time as the railroad reaches here.

At present the long haul over very indifferent trails makes the cost of even the necessities of life so high that only those with a fair amount of capital can afford to settle in this district.

Those already here, however, are doing well, for the soil is remarkably fertile and crops of all kinds have been good. Cultivation is largely confined to the minimum area fixed by the regulation as, owing to the lack of railroad facilities, no grain can be shipped out of the country. This is proving a blessing in some ways for it compels the settlers to go in more for stock raising to use up the grain grown and as this district is an ideal one for mixed farming, those who have adapted themselves to conditions will be in good shape to profit once a railroad comes.

Two new rural municipalities have been formed and soon roads will supersede the present trails and, with the erection of substantial houses, &c., which many of the farmers are now building, this newest country will have as settled an appearance as the older districts.

The crop last summer, though not so heavy as the previous year, was of very fair yield, particularly in wheat, and of excellent quality.

The weather all summer and fall was almost ideal, the only disappointment being a lack of snow until January. This prevented freighters making as many trips to Edson as intended, but most of them were able to make two and some three trips before the snow went again. Many new settlers came in during the winter, and several new firms have started stores in different parts of the prairie.

The correspondence of the office has increased greatly and many letters are received every mail from prospective settlers in all parts of Canada and the United States showing that the interest in Grande Prairie is widespread and auguring well for a great increase in settlement when the country becomes easier of access through one or other of the railroads now building.

Appended hereto is a statement of the work performed in this office during the year ending March 31, 1913.

Your obedient servant,

A. S. MACLEAN,  
*Agent Dominion Lands.*

## SESSIONAL PAPER No. 25

STATEMENT of work performed at the Grande Prairie Dominion Lands Agency for the twelve months ending March 31, 1913.

	Number.	Revenue.
<b>Patent Branch—</b>		
Homestead fees . . . . .	674	\$ 6,730 00
Improvements . . . . .	24	782 50
Land sales . . . . .	51	3,160 66
Patent fee, church sites . . . . .	2	20 00
Searches . . . . .	8	2 57
Applications for patent . . . . .	20	.....
Applications for inspection . . . . .	55	.....
Entries cancelled . . . . .	209	.....
South African volunteer bounty scrip . . . . .	33	.....
Half breed scrip . . . . .	11	.....
Red River scrip . . . . .	2	.....
		<hr/>
Total Dominion Lands . . . . .		\$10,695 73
<b>Timber, Grazing and Irrigation Branch—</b>		
Timber permits . . . . .	115	\$ 57 65
Timber excess . . . . .	3	35 80
Hay permits . . . . .	127	504 50
Hay excess . . . . .	17	30 80
Hay lease rental . . . . .	4	40 00
		<hr/>
Total Timber, Grazing and Irrigation . . . . .		\$ 663 75
<b>Mining Lands and Yukon Branch—</b>		
Mining fees . . . . .	8	\$ 135 00
Rental . . . . .	6	320 00
Royalty . . . . .	1	45
Coal permits . . . . .	2	30 00
		<hr/>
Total Mining Lands and Yukon . . . . .		\$ 485 45
<b>School Lands Branch—</b>		
Hay permits . . . . .	7	\$ 16 60
Grazing rental . . . . .	6	91 29
		<hr/>
Total School Lands . . . . .		\$ 107 89
<b>General—</b>		
Letters received . . . . .	4,397	.....
Letters written . . . . .	4,066	.....
		<hr/>
Grand total . . . . .		\$11,957 82

## No. 11.

REPORT OF DOMINION LANDS AGENCY OF PEACE RIVER DISTRICT.  
OFFICE AT GROUARD, ALBERTA.

There has been a marked increase in settlement during the past year, over 90,000 acres being taken up. This does not by any means represent the number of acres disposed of, as there are large numbers of squatters in all parts of the district who have settled in advance of survey, apparently considering that most of the best land is yet unsurveyed.

The majority of settlers have come from eastern Canada and the United States, and are men who will no doubt do their share in opening up this vast country. During the year we have had an increased number of inquiries from people wishing to settle here, but the great drawback so far has been the lack of railways. While maps of this part of the country show a net-work of projected railways, not one as yet has made its way to our district. As most of the intending settlers inquire regarding railways and transport facilities, we are led to believe that when railways do eventually come there will be an overwhelming rush to the Peace River. At present there are two railways under construction. These railways cannot come too soon for the settlers, who find the cost of living high in this north country.

The majority of homesteaders have settled around Sawridge, Grouard, High Prairie, Peace River Crossing, Shaftesbury and Dunvegan, where towns are already in existence or are springing up. There are few, if any, good roads in the district, and consequently men are not always able to select such land as they desire.

Last season was a very successful one. The summer was ideal, the crops good and the winter has been fairly mild.

During this year there have been many requests from settlers asking me or my senior assistant to visit various parts of the agency in order to take their entries, as they are unable to bear expense in coming back long distances to file after locating land. This will entail much travel this summer, and I would respectfully request additional help.

I desire to express my gratitude to the present members of the staff for their splendid work during the year.

Appended is a list of business and revenue in detail.

Your obedient servant,

A. C. LARIVIERE,  
*Agent Dominion Lands.*

## STATEMENT of business transacted at the Grouard Agency during the twelve months ending March 31, 1913.

	Number.	Revenue.
Homestead fees. . . . .	543	\$5,430 00
Improvements. . . . .	9	633 00
Land sales—Cash. . . . .	18	1,423 01
"    —Scrip. . . . .	14	.....
Searches, map sales, office fees, &c. . . . .	39	10 25
Applications for patents received. . . . .	22	.....



## SESSIONAL PAPER No. 25

	Number.	Revenue.
Applications for inspection received. . . . .	56	.....
Entries cancelled. . . . .	98	.....
Sundries. . . . .	4	.....
		<hr/>
Total. . . . .		\$7,496 26
		<hr/>
Timber permits. . . . .	100	\$ 933 06
Timber seizures. . . . .	2	249 05
Hay permits. . . . .	66	265 15
		<hr/>
Total. . . . .		\$1,447 26
		<hr/>
Mining fees. . . . .	1	\$ 5 00
		<hr/>
Total. . . . .		\$ 5 00
		<hr/>
Hay permits on School Lands . . . . .	1	\$ 2 00
Grazing rentals on School Lands . . . . .	2	43 00
		<hr/>
Total. . . . .		\$ 45 00
		<hr/>
Grand total. . . . .		\$8,993 52
		<hr/>
Letters received. . . . .	2,670	.....
Letters written. . . . .	2,812	.....
Number of staff and salaries. . . . .	3	\$3,515 63
Disbursements. . . . .		1,059 97
		<hr/>
		\$4,575 60

**No.12.****REPORT OF AGENT OF DOMINION LANDS, HUMBOLDT,  
SASKATCHEWAN.**

You will notice that there has been a considerable falling off in number of entries granted at this agency, as compared with last year, the reason for which I would attribute to this fact, that during the greater part of last season the weather conditions were very unfavourable, and the country in which the majority of available homesteads are situated became practically inaccessible, because of the extremely wet weather.

In one instance I remember, one of the Government's special officers had two men exploring this district, in the interests of a colony, but the weather was such that it was next to impossible for them to make any progress. This condition of affairs, however, will be greatly improved, when the projected lines of the Canadian Northern and Canadian Pacific Railroads from the east and north have been completed, and we understand that some of this work is to be done this year.

The country in which the majority of available homesteads are situated is more adapted for mixed farming, in fact this condition applies in a general way to all that

4 GEORGE V., A. 1914

country lying north and east of the old Qu'Appelle-Prince Albert trail, and from my observation, covering a period of ten years, I would say that every inducement and encouragement possible should be given to mixed farming in this particular portion of the country.

It is true that there are some sections of the area indicated in which grain farming can be successfully carried out. This would be in the districts in close proximity to lakes.

The average yield grown in this district for the current year was good, being about 30 per cent above the average of previous years, but the grade was on an average about two points lower, because of the bad harvesting conditions.

However, I may say that with this increased yield, the crop was marketed with little or no delay from ear shortage; the situation in this regard being much better than in previous years.

Please find herewith attached summary of work for the year 1912-1913.

Your obedient servant,

THOS. J. OLIVER,  
*Agent Dominion Lands.*

STATEMENT of work for the year ending March 31, 1913.

Homesteads. . . . .	1,231
Applications for patent. . . . .	1,281
S. A. V. B. scrip (acreage 1,206.6) . . . . .	4
Entries cancelled. . . . .	534
Land sales. . . . .	48
Searches. . . . .	856
Applications for cancellation. . . . .	411
Timber seizures. . . . .	
Timber permit (excess dues). . . . .	1
Hay permits (excess dues), Dominion Lands. . . . .	1
Grazing permits, School lands . . . . .	56
Hay permits, School Lands excess dues . . . . .	5
Letters received. . . . .	24,324
Letters written. . . . .	28,814
Number of staff. . . . .	8-7
Salaries. . . . .	\$ 7,075.51
Contingent expenditures. . . . .	1,056.29
Total receipts for year. . . . .	21,881.37

No. 13.

REPORT OF AGENT OF DOMINION LANDS, KAMLOOPS, B.C.

The increase in revenue as per statement attached, of \$21,689.79, over the corresponding period of the previous twelve months, is most gratifying. The prospects for the ensuing year are very promising, and I anticipate an even greater increase in revenue.

The homestead entries show an increase of 24 per cent over the previous year. In my last report I drew attention to the fact that fully two-thirds of my agency were under reservation, pending an investigation. The squatting situation became most

## SESSIONAL PAPER No. 25

serious and acute, and Superintendent Maber of the Department was commissioned to investigate all matters relating to Dominion Lands and Timber within the Railway Belt, and deal with the claims of alleged squatters on lands held under license by several large lumber companies operating within the district.

The regulations governing the disposal of all Dominion Lands, and the administration of such, are being revised, and modifications will be made in accordance with the policy decided upon by the Department. All lands in the Railway Belt, excepting that portion known as the 'Dry Belt,' which extends from North Bend to Shuswap on the main line of the Canadian Pacific Railway, were placed under reservation in June, 1909, pending a change of policy. A considerable portion of the reserved lands were covered by timber berths, and before and subsequent to the date of reservation, several hundred squatters have gone in and illegally taken possession of land, which, in their opinion, was suitable for agriculture. Much of this land, however, was not denuded of merchantable timber, and while the Department was anxious to assist and encourage the *bona fide* settler in every legitimate manner, the interest of the lumber companies, who have a large stake in the country and had expended considerable capital in establishing modern sawmills, &c., had to be protected, and in consequence a deadlock ensued. The lumber companies, while strongly objecting to the claims of squatters, did not exercise their rights empowered in the license, to eject all trespassers, and as a result the question became most acute and complicated.

The success of the Fruit industry in the 'Belt' being assured, lands rose rapidly in value, the demand being great, and many men settled on land that under ordinary conditions would not be considered as being suitable for agriculture.

As a result of the recent investigation, some 22,000 acres of excellent land will be withdrawn from the timber berths. Considerable difficulty has no doubt been experienced in arriving at a final decision regarding regulations to govern the disposal of our lands, due to the great diversity in climatic and other conditions, some localities necessitating much greater expense in clearing lands than others. The instructions recently received to make available for entry the lands in the Golden sub-agency, which comprises the portion lying between Illicillewaect and the Alberta boundary, has caused great satisfaction not only to the interested squatters and general public, but to your agent and staff. I am anxiously awaiting definite instructions to open up the lands in the Celista, Notch Hill, Salmon Arm, Revelstoke, Malakwa and Enderby districts, and I can assure you it will be a happy day for those squatters who have done good work for several years, when I can accept their entries and record them as homesteaders.

The actual settlers in the Kamloops division during the past year have been of an excellent class, a large majority of whom will, I expect, prove successful. I have sent several settlers into Criss Creek country, some 15 to 20 miles north and east of Savona, on the western end of Kamloops lake, and although the altitude is some 1,700 feet higher than Kamloops, excellent results were obtained last season on first breaking, and all who have located there are loud in their praise of the possibilities of that district.

While there are still excellent homesteads to be secured in the Kamloops division, the bulk of the best land therein has been disposed of. From a perusal of the maps issued by the Department showing considerable vacant land, one would imagine that there is much land yet to be secured, but such is not the case, as a large percentage of it is high, mountainous country, unsuitable for anything but grazing. There are, however, large areas of semi-arid land in the many valleys, unproductive to-day for the want of irrigation, and if some means can be devised for the raising of water from the Thompson rivers, these valleys could be made most productive. The soil, or silt, is very rich and only requires water to make it a great revenue producer.

In my former reports I referred to the mighty powers lying dormant in the waters

4 GEORGE V., A. 1914

of Adams lake, and again reiterate my opinion that the Department would do well to thoroughly investigate the marvellous possibilities there, for the benefit of the settlers in the South Thompson valley, who are at the present time handicapped for the want of water.

The enquiries, particularly in person, for lands especially within the reserved areas of Shuswap lake, have been very heavy, and in view of the early opening of the lands to settlement, I anticipate that the business of the ensuing year will reach high-water mark.

Railway construction during the past year in connection with the Canadian Northern Pacific Railway referred to in my last report, has made wonderful progress, and the early completion of the line from Port Mann to the Yellow Head pass, along the valleys of the Fraser and Thompson rivers, via Kamloops, is eagerly awaited, as it will have a beneficial effect on this city and the district as a whole. The survey of the branch line of the said Railway company to Kelowna on Okanagan lake, via Armstrong, has been completed, and construction has begun. The vast sums of money paid out for labour during construction, augmented by the decision of the Canadian Pacific Railway Company to doubletrack the whole of their British Columbia section through the mountains to the coast, will assist the settlers and general labourers to a great extent.

At the Dry Farming Congress held at Lethbridge last fall, and which was open to the world, it was particularly gratifying to notice that the chief honours were secured by Okanagan, and especially Armstrong, which is renowned for its vegetables. The settlers between Kamloops and Chase, which district is in the heart of the 'Dry Belt,' have to follow dry farming process, and for several years past the results have been most excellent, the quality of the grain showing improvement each year.

The fruit crops of last season surpassed any previous year, the fruit being of first-class quality, but I regret to report that prices were poor, and those following the fruit industry did not receive as much from a monetary standpoint as in previous years.

The large gypsum deposits near Falkland are about to be worked, and will prove a great boon to the district. The Kamloops-Kelowna branch of the Canadian Northern Pacific railway will run right through the property, and a large industry will be founded there, controlled by men of enterprise and experience, who will manufacture for shipment to the markets, thus necessitating the employment of a large number of men.

Every effort is being expended to discover coal between Ashcroft and Walhachin, the prospects at the present time being exceptionally bright.

A large irrigation scheme, which has met with the approval of the Department, will make the semi-arid waste land to the north of Ashcroft revenue producing, and what is to-day little better than a barren waste will be made most productive and will no doubt be disposed of in small holdings, thus greatly benefiting the town of Ashcroft and the district as a whole.

Every encouragement should be given to the capitalists who have proposed a scheme whereby they hope to reclaim the waste land comprising some 50,000 acres lying in the Columbia valley, south of Golden. This swamp land is caused by the flooding from the Columbia river, and is, in its present condition, absolutely valueless. It is only men of financial strength who would attempt to grapple with a proposition of this nature, as the work will be stupendous, necessitating an enormous expenditure, but if success were met with, the beneficial result to the promoters and to the valley and district would be great.

I am anxiously awaiting Departmental instructions to withdraw the general reservation upon lands and make available for homestead entry all the agricultural, surveyed, and otherwise available lands in the several districts comprising my agency.

All branches of the work have considerably increased, the cramped nature of the

## SESSIONAL PAPER No. 25

office retarding to a considerable extent the proper carrying on of the work. The work throughout the agency is in excellent shape, and well in hand, thanks to the faithful support and co-operation of my assistant and each individual member of my staff, who are ever willing to render me every assistance, and I respectfully submit that their services are deserving of your recognition.

Appended is a summary of the work performed at this agency during the fiscal year ending March 31, 1913:—

	Number.	Revenue.
Patent Branch—		
Homesteads.....	357	\$ 3,560 00
Improvements.....	79	2,902 03
Land sales.....	38	4,354 81
Townsite sales.....	109	4,104 00
Searches, &c.....	233	162 84
Applications for patent.....	102	.....
Applications for inspection.....	88	.....
Entries cancelled.....	54	.....
Forestry branch.....	9	92 32
		————— \$15,176 00
Timber, Grazing, &c.—		
Bonus.....	3	\$ 6,023 20
Ground rents.....	125	16,256 90
Royalty.....	59	33,829 00
Timber permits.....	197	4,828 58
Timber seizures.....	4	440 49
Hay permits.....	11	25 90
Grazing rentals.....	403	7,072 26
Registration fees.....	10	20 00
Timber, Forestry Branch.....	3	75
Hay, Forestry Branch.....	5	12 00
		————— \$68,509 08
Mining Lands and Yukon Branch—		
Mining fees.....	39	\$ 480 00
Rental.....	31	962 87
Sand, stone and gravel permits.....	11	25 50
		————— \$ 1,468 37
Total.....		\$85,153 45
Total of previous year.....		63,463 66
		—————
Increase.....		\$21,689 79

Or a net gain of over 24%.

Letters received..... 12,754  
Letters written..... 10,400

Your obedient servant,

W. C. COWELL,  
*Agent of Dominion Lands and Crown Timber.*

4 GEORGE V., A. 1914

## No. 14.

## REPORT OF AGENT OF DOMINION LANDS, LETHBRIDGE, ALBERTA.

The business transacted during the past year, in some lines, has been heavier than that of the year 1912, and other lines show a slight decrease, but on the whole the revenue collected is considerably smaller than for the previous year.

The homesteads show a slight increase, being due to the fact that three townships which had been held under lease were made available for entry on the 1st of May last. These lands were practically all entered for, and the majority of the other entries granted was the result of entries having been cancelled.

A large number of applications for patent have been received, which indicates that the homesteaders are performing their duties in good faith and securing their titles with a view of permanently settling in the country.

Although homestead land is very scarce in this district at the present time, I might say that from the advertising received from the International Dry Farming Congress held at Lethbridge during the month of October, a large number of inquiries are being received daily and in reply the fullest information is given.

The sub-agents, homestead inspectors and staff deserve credit for the manner in which they have performed their departmental duties.

I submit a list of the work performed during the past year:—

	Number.	Revenue.
Patent Branch—		
Homestead fees. . . . .	620	\$ 6,190 00
Pre-emption fees. . . . .	233	2,330 00
Purchased homestead fees. . . . .	14	140 00
Improvements. . . . .	144	7,400 75
Land sales—Cash. . . . .	76	8,462 85
Pre-emption payments. . . . .	814	86,011 80
Purchased homestead payments. . . . .	122	12,832 06
Searches, map sales, office fees, &c. . . . .	290	76 45
Applications for patent received. . . . .	1,435	.....
Applications for inspection received. . . . .	439	.....
Entries cancelled. . . . .	409	.....
		<hr/>
		\$123,443 91
Timber, Grazing and Irrigation Branch—		
Timber permits. . . . .	309	\$ 397 65
Timber seizures. . . . .	6	31 40
Hay permits. . . . .	14	27 75
Grazing rentals—Cash. . . . .	88	3,295 11
Irrigation sales. . . . .	5	272 50
		<hr/>
		\$ 4,024 41

## SESSIONAL PAPER No. 25

## Mining Lands and Yukon Branch—

	Number.	Revenue.
Mining fees. . . . .	288	\$ 1,623 50
Rental. . . . .	94	20,907 99
Royalty. . . . .	68	3,278 60
Assessment payments sales. . . . .	8	1,100 00
Sundries—Quarries. . . . .	111	2,144 20
		<hr/>
		\$ 29,054 29

## School Lands Branch—

General sales. . . . .	4	\$ 3,439 67
Hay permits. . . . .	18	26 75
Grazing rentals. . . . .	14	284 95
Mining fees. . . . .	4	20 00
Coal rental. . . . .	7	1,663 30
Sundries—Quarries. . . . .	5	60 00
		<hr/>
		\$ 5,494 67

## Miscellaneous—

Seed grain and provision repayments. . . . .	185	\$ 9,432 26
		<hr/>
		\$ 9,432 26

Grand total. . . . .		<hr/>
		\$171,449 54

## General—

Letters received. . . . .	27,352	.....
Letters written. . . . .	23,407	.....
Staff and salaries. . . . .	8	\$ 8,127 18
Disbursements. . . . .	90	725 19
		<hr/>
		\$ 8,852 37

Your obedient servant,

J. W. STAFFORD,  
*Agent Dominion Lands.*

## No. 15.

REPORT OF AGENT OF DOMINION LANDS, MAPLE CREEK,  
SASKATCHEWAN.

The office at this point was not opened as an agency until March 1, 1913, so that we only have one month's business to report in the fiscal year ending March 31, 1913; I was sub-agent at this point for the balance of the period, so that I shall report on the general conditions of this district for the whole year.

The recently closed year was a fairly prosperous one for the farmers in this locality, as crops were very good; the yield about average; samples very good; but the prices much lower than the previous year.

4 GEORGE V., A. 1914

Hail did some damage in the Happyland district seventy miles north of here, but I understand it was fairly well covered by insurance.

The ranchers had a banner year, as prices of beef and horses were very high, and we had an exceptionally favourable winter, although the spring was a little late.

The settlers locating in this district are of a very fine type, coming for the most part from Great Britain and the United States. The majority are experienced farmers and bring a supply of stock and implements with them to improve their farms.

The seed grain distributed last year was very much appreciated, as seed in the spring of 1912 was hard to secure at this point on account of frost during the previous fall and there were few complaints regarding same. This year there is hardly any Government seed required, as the farmers here have retained sufficient of last year's seed. The acreage put into crop this year will be considerably greater than last year, and conditions look exceedingly good for a bumper crop.

The stock industry still progresses in this district, and the ranchers now see the necessity of leasing all the available rough land for this purpose.

The Canadian Pacific Railway Company is building two branch lines through this district this year. One of these is the Letlbridge to Weyburn branch and will traverse a fine country, forty-five miles south of this town, which is already thickly settled; and the other one is the Swift Current to Bassano extension, which runs northwesterly to the forks of the Red Deer river, and passes through one of the finest farming countries in this province. Already there are eight or nine thriving little towns on this line, and steel will be laid this coming summer; thereby affording an outlet to market for the farmer's grain without coming eighty miles to a railroad here.

A large number of applications for patent have been handled, and by the evidence submitted the duties in connection therewith have been faithfully performed, showing that the settlers here are bona fide in every way.

The correspondence in this office is getting heavier all the time as the country becomes settled, and inquiries are received from all over the United States and Great Britain which we endeavour to answer as fully as possible.

The staff, including homestead inspectors and sub-agents, have done their work both carefully and well, and I cannot speak too highly of my assistants.

Accompanying this is a statement of work performed and revenue collected at this office for the fiscal year ending March 31, 1913.

Your obedient servant,

CECIL H. STOCKDALE,

*Agent Dominion Lands.*

STATEMENT of work at Dominion Land- office, Maple Creek, Sask., for the month ending March 31, 1913.

Homestead entries . . . . .	197
Pre-emption entries . . . . .	129
Purchased homestead entries . . . . .	2
South African Volunteer Scrip . . . . .	1

The revenue from the various sources in this district are as follows:—

Homestead entries . . . . .	\$ 1,970 00
Pre-emption entries . . . . .	1,290 00
Purchased home-steads entries . . . . .	20 00
Improvements . . . . .	190 25
Pre-emption payments . . . . .	6,353 67
Purchased homestead payments . . . . .	1,274 83
Searches, &c. . . . .	43 00



SESSIONAL PAPER No. 25

Seed grain, &c. . . . .	256 50
Timber, Grazing and Irrigation . . . . .	792 77
Mining Lands and Yukon. . . . .	27 15
School Lands Branch . . . . .	135 05
Forestry Branch . . . . .	1 00
	\$12,354 22
Applications for patent received. . . . .	450
Applications for inspection received. . . . .	410
Entries cancelled. . . . .	40
Letters received. . . . .	3,322
Letters written. . . . .	2,800

C. H. STOCKDALE.  
*Agent Dominion Lands.*

No. 16.

REPORT OF AGENT OF DOMINION LANDS, MEDICINE HAT, ALBERTA.

The crops in this part of Alberta varied considerably in different sections of the country. Those in the southern part of this land district were over the average, while those along the main line of the Canadian Pacific railway suffered from dry weather and consequently the settlers were unable, in a large measure, to meet the interest and principal on their pre-emptions; while those in the more favoured localities met their obligations fairly well.

The number of homestead and pre-emption entries during the year compared favourably with the year ending March 31, 1912, but falling somewhat below the entries for the preceding year. This is accounted for by the good lands being settled on first; and for the present year we can look for a considerable falling off in the number of entries and revenue, as six ranges in the province of Saskatchewan, from township 1 to 25, in this land district, have been included in the Maple Creek land district since March 1, last.

A statement of the business transacted at this agency is attached.

Your obedient servant,

GEO. H. MACDONELL,  
*Acting agent of Dominion Lands.*

FOR 12 MONTHS ENDING MARCH 31, 1913.

Patents Branch—	Number.	Amount.	Totals.
Homestead fees. . . . .	2,937	\$ 29,370 00	
Pre-emption fees. . . . .	1,779	17,790 00	
Purchased homestead fees. . . . .	147	1,470 00	
Improvements. . . . .	266	12,317 83	
Land sales—Cash. . . . .	24	2,637 97	
Pre-emption payments. . . . .	1,521	101,046 03	
Purchased homestead payments. . . . .	318	37,196 69	

4 GEORGE V., A. 1914

	Number.	Amount.	Totals.
Searches, map sales, office fees, &c.	820	205 00	
Applications for patent received..	1,593	.....	
Applications for inspect. received.	1,172	.....	
Entries cancelled..	1,950	.....	
Sundries..	.....	130 47	
Dominion Lands, Total .. . . .		—————	\$202,163 99
Forestry Branch—			
Irrigation sales..	22	\$ 3,712 50	
Timber permits..	317	103 05	
Hay permits..	54	187 20	
Grazing rental..	1	2 40	
Timber seizures..	8	28 33	
Forestry, Total .. . . .		—————	\$ 4,033 48
Timber and Grazing Branch—			
Timber permits..	329	\$ 118 85	
Hay permits..	315	425 00	
Grazing rentals—Cash..	660	22,948 98	
T. and G. dues, &c., Total .. . . .		—————	\$ 23,492 83
Mining Lands and Yukon Branch—			
Mining fees..	50	\$ 540 00	
Rental..	43	1,880 11	
Royalty..	47	284 69	
Quarries..	17	225 00	
Assignment fees..	1	2 00	
Petroleum and natural gas..	75	3,043 50	
M. L. and Y. Branch, Total .. . . .		—————	\$ 5,957 30
School Lands Branch—			
General sales..	61	\$ 12,114 99	
Hay permits..	83	169 60	
Grazing rentals..	47	1,014 86	
Fireclay fees and rentals..	4	180 00	
South African V. B. Scrip entries	34	.....	
School Lands Branch, Total ..		—————	\$ 13,479 45
Miscellaneous—			
Seed grain and provision repayments..	202	\$ 8,898 64	
Miscellaneous, total..		—————	\$ 8,898 64
Grand total..		—————	\$258,043 69
General—			
Letters received..	43,546	.....	
Letters written..	39,449	.....	
Staff salaries..		\$ 10,792 04	
Disbursements..		1,791 39	

## No. 17.

REPORT OF THE AGENT OF DOMINION LANDS AT MOOSEJAW,  
SASKATCHEWAN.

From the attached statement of the business transacted at this office for the past twelve months, it will be noticed that a considerable falling off has taken place in the general revenue of the office, and this will be more marked during the coming year, owing to three ranges which were formerly under the jurisdiction of this office being transferred to the care of the Swift Current agency. The portion of the district transferred is a rich country and very well populated, considering the distance it has been situated from a railway line until quite recently.

The advance made by the railways in this district during the year has been very marked, and the lines, though still in a state of construction, are of very great assistance to the homesteaders in the district south of Moosejaw, there being no less than five branch lines under construction from different points, and the settlers are eagerly looking forward to the completion of the same in the near future.

The conditions during the past year were very favourable to the farmers, and owing to the open condition of the fall, most of the grain was harvested and threshed before the cold weather set in. The only drawback to the season was the low price obtainable for the produce.

As will be seen from the enclosed statement, a large number of cancellations have been received, and in connection with the same I would point out that a great deal of false swearing is being done: in some cases sworn declarations directly contrary to one another are being filed, and I would recommend that if a case could be fully proven that an example be made, which would have a very good effect in the district.

The Mining Lands and Yukon Branch receipts have materially increased, and will continue to do so as the country southeast of Moosejaw would appear to be very rich in minerals. It is being heavily exploited, many applications for mining and quarrying are being received.

The class of homesteaders who have made entry at this office, has been markedly desirable, the majority being well versed in farming and will make splendid settlers.

A great deal of general information has been asked for by mail, from all points, and although there is not a great deal of very good land for homesteading left in this district, settlers are still searching the country, and locating on land that a few years ago would not have been looked at a second time.

A great number of homesteaders were benefited by the protection afforded them until the 1st instant, many letters being received in appreciation.

In conclusion I would say that the co-operation given me by the staff during the past year, has been the means of the work in the office being carried on very satisfactorily, and a great deal of credit is due to them.

Your obedient servant.

G. K. SMITH,  
*Agent Dominion Lands.*

4 GEORGE V., A. 1914

STATEMENT of the business transacted at the Moosejaw Dominion Lands and Crown Timber Agency for the twelve months ending March, 1912 and 1913.

	1912.		1913.	
	Number.	Revenue.	Number.	Revenue.
Patent Branch—		\$ cts.		\$ cts.
Homestead fees.....	4,087	40,870 00	3,269	32,680 00
Pre-emption fees.....	2,225	22,250 00	1,850	18,070 00
Purchased homestead fees.....	195	1,990 00	138	1,380 00
Improvements.....	317	25,063 60	269	20,573 75
Land cash sales.....	29	1,262 31	60	5,833 22
Pre-emption payments.....	2,070	157,239 69	1,369	150,538 10
Purchased homestead payments.....	538	55,708 47	446	53,627 40
Searches, office fees, &c.....	856	213 50	2,200	551 75
Applications for patent received.....	1,910	.....	2,833	.....
Applications for inspection received.....	2,192	.....	1,866	.....
Entries cancelled.....	3,419	.....	2,038	.....
Sundries.....	187	.....	17	.....
		304,588 57		283,254 22
Timber, Grazing and Irrigation—				
Timber permits.....	1,769	475 40	888	234 75
Timber seizures.....	.....	.....	1	3 00
Hay permits.....	355	984 40	255	799 70
Grazing rentals.....	72	1,993 54	124	2,220 06
Sundries—green wood.....	.....	18 95	45	24 20
		3,472 29		3,281 71
Mining Lands and Yukon Branch—				
Mining fees.....	28	149 00	33	370 00
Rental.....	17	461 40	18	590 84
Royalty.....	16	228 75	16	202 92
Rental—brick and clay.....	.....	.....	42	822 40
Summaries.....	2	200 00	2	200 00
		1,030 15		2,186 16
School Lands Branch—				
General sales.....	.....	.....	5	14,566 64
Hay permits.....	384	1,098 70	448	1,248 45
Grazing rentals.....	31	380 67	45	618 50
Coal Rental.....	1	20 00	.....	.....
		1,499 37		16,433 59
Miscellaneous—				
Seed grain and provision payments.....	28	1,581 50	20	1,437 08
		1,581 50		1,437 08
Grand Total.....		312,171 88		306,592 76
General—				
Letters received.....	69,415	.....	64,425	.....
Letters written.....	59,761	.....	54,016	.....
Number of staff, and salaries.....	.....	20,980 77	.....	18,939 48
Disbursements.....	.....	2,093 70	.....	2,244 98

No. 18.

REPORT OF AGENT OF DOMINION LANDS, NEW WESTMINSTER, B.C.

During the past two years there has been a large increase in the revenue of this office, and the year just ended shows an increase of more than 25 per cent over the preceding year.

During the summer and autumn of 1912, Mr. Maber, Superintendent of the Railway Belt lands in British Columbia, made a special investigation of the claims of homesteaders who had held their lands for many years but, on account of the great cost of clearing the land, had not brought a sufficient area under cultivation to entitle them to apply for a patent under the existing regulations. He also investigated the claims of squatters on vacant Dominion Lands, and on lands which are included in timber berths. Mr. Beckett, Crown Timber Agent, and I accompanied him and made special inspections and reports, in detail, in all cases. Many of these squatters were far removed from any transportation route, and we found it necessary to walk many miles over rough mountainous footpaths, to reach the lands on which they were squatting. This was also the case with a number of the places which were held under homestead entry.

During the year I have travelled 6,080 miles by rail, boat and wagon, and made 469 inspections. In order to accomplish this work, I was away a great portion of the time, leaving the office work to my assistant, Mr. J. A. Lewis, who deserves a great deal of credit for the able manner in which the duties were performed.

The general prosperity of this district which has been in evidence for several years, still continues, and the present activity in railway development, which will undoubtedly largely increase the population of the coast district, has given a stimulus to the owners of the farm lands. As a result large areas are being cleared and prepared for cultivation.

Appended is a statement of the work performed at this agency:—

	Number.	
Patent Branch—		
Homesteads. . . . .	18	\$ 180 00
Improvements. . . . .	2	205 00
Land sales. . . . .	8	636 75
Townsite sales. . . . .	158	10,899 11
Searches, &c. . . . .	67	10 30
Applications for patent. . . . .	81	.....
Applications for inspection. . . . .	3	.....
Entries cancelled. . . . .	1	.....
		----- \$11,931 16
Mining Lands and Yukon Branch—		
Mining fees. . . . .	96	\$ 471 00
Rental. . . . .	64	6,045 66
		----- \$ 6,516 66
		----- \$18,447 82
Total for previous year. . . . .		14,536 98
		-----
Increase. . . . .		\$ 3,910 84
		-----

4 GEORGE V., A. 1914

Letters received. . . . . 2,734  
 Letters written. . . . . 2,331

Your obedient servant,

W. D. MAGEE,  
*Agent of Dominion Lands.*

No. 19.

REPORT OF AGENT OF DOMINION LANDS, PRINCE ALBERT,  
 SASKATCHEWAN.

Schedule 'A' gives a summary of the work performed and the revenue collected during the year, showing the total increase or decrease as compared with the previous year.

The total revenue collected appears as \$100,047.49 as against \$90,246.79 for the previous year, being an increase of \$9,800.70.

The number of homestead entries granted during the year just closed shows an increase over the previous year of 45.

The lumber manufactured under license during the year just closed shows as 121,786,667 feet B.M., being an increase over the previous year of 44,317,072 feet B.M., and the sales of lumber also show an increase of 62,755,098 feet B.M.

The general office work in connection with this agency, and sub-agencies tributary thereto, is in a good condition. The service rendered by the different members of the staff has also been satisfactory. Two new sub-agencies were opened this year, namely, Blaine Lake and Tisdale; thus making seven sub-agencies operating under the jurisdiction of this agency.

A greater increase in the number of settlers going in for mixed farming is this year much in evidence, the land in this district being specially adapted for mixed farming. I anticipate a considerable increase of homestead entries during the coming year.

Hereto appended is a statement for immediate information of the work transacted at this agency during the fiscal year ending March 31, 1913, as follows:—

	Number.	Revenue.
Homestead entries. . . . .	2,141	\$ 21,380 00
Pre-emption entries. . . . .	5	50 00
Purchased homestead entries. . . . .	2	20 00
Improvements. . . . .	108	2,307 22
Land sales. . . . .	79	2,631 36
Pre-emption payments. . . . .	12	940 12
Purchased homestead payments. . . . .	40	3,235 89
Searches, map sales, office fees, &c. . . . .	254	63 50
Timber permits and dues (Dominion Lands). . . . .	1,251	6,180 19
Timber seizures (Dominion Lands). . . . .	30	3,166 77
Hay permits and dues (Dominion Lands). . . . .	269	753 45
Ground rent. . . . .	21	8,237 46
Grazing rentals. . . . .	2	14 12
Royalty on sales. . . . .	18	43,936 93
Timber permits and dues (School Lands) . . . . .	31	773 20

## SESSIONAL PAPER No. 25

	Number.	Revenue.
Timber seizures (School Lands) . . . . .	2	\$ 565 00
Hay permits and dues (School Lands) . . . .	140	383 40
Grazing rentals (School Lands) . . . . .	25	217 90
Timber permits (Forestry Branch) . . . . .	35	212 75
Hay permits (Forestry Branch) . . . . .	7	11 10
Seed grain and provisions repayments . . . .	11	650 24
Mining fees . . . . .	17	162 50
Assessment payments . . . . .	8	800 00
Mining rentals . . . . .	8	1,957 88
Sundry revenue . . . . .	10	366 51
South African scrips located . . . . .	12	.....
Half-breed scrips located . . . . .	2	.....
Applications for patent received . . . . .	1,087	.....
Applications for inspection received . . . .	584	.....
Entries cancelled . . . . .	1,028	.....
Letters received . . . . .	27,806	.....
Letters written . . . . .	34,119	.....
		<hr/>
Total revenue . . . . .		\$100,047 49
		<hr/>

Your obedient servant, . . .

W. S. McKECHNIE,  
Agent Dominion Lands.

4 GEORGE V., A. 1914

## SCHEDULE A.—DOMINION LANDS.

STATEMENT of the Business transacted at the Prince Albert Dominion Lands and Crown Timber Agency, for the Year ending March 31, 1913, and Comparative Statements for former periods, as shown below.

	WORK AND RECEIPTS FOR YEAR ENDING MARCH 31, 1913.		YEAR ENDING MARCH 31, 1912.		INCREASE AS COMPARED WITH PREVIOUS YEAR.		DECREASE AS COMPARED WITH PREVIOUS YEAR.	
	Number.	Amount. \$ cts.	Number.	Amount. \$ cts.	Number.	Amount. \$ cts.	Number.	Amount. \$ cts.
<i>Patent Branch.</i>								
Homestead fees.....	2,141	21,380 00	2,096	20,960 00	45	420 00		
Pre-emption fees.....	5	50 00	3	30 00	2	20 00		
Purchased homestead fees.....	2	20 00	5	50 00			3	30 00
Improvements.....	108	2,307 22	165	3,894 50			57	1,587 28
Land sales—Cash.....	79	3,631 36	65	3,904 00			14	272 64
Pre-emption payments.....	12	940 12	18	1,963 05			6	1,022 93
Purchased homestead payments.....	10	3,235 89	40	2,935 37			30	300 52
Savings branch.....	12		68				56	
Searches, map sales, office fees, &c.....	254	63 50	116	32 05	138	31 45		
Applications for patent received.....	1,087		720		367			
Applications for inspection received.....	584		420		164			
Entries cancelled.....	1,028		743		285			
Sundries.....	1	2 00	2			2 00		
Dominion Lands, Totals.....		31,630 09		33,773 97		773 97		2,917 85
<i>Timber, Grazing and Irrigation.</i>								
Ground rent.....	21	8,237 46	18	9,016 66				779 20
Royalty on sales.....	18	43,036 93	22	92,631 56	3	21,305 37	1	5,371 56
Timber permits and dues.....	1,251	6,180 19	1,374	11,551 79			323	1,606 56
Timber seizures.....	30	3,166 77	49	7,833 33			19	84 95
Hay permits and dues.....	269	753 45	301	838 40			32	
Grazing rentals—Cash.....	2	14 12				11 12		
Irrigation fees.....				13 50				
Sundries.....	1	61 00	1	16 83				30 67
Timber Dues, &c., Totals.....		62,349 92		51,902 03		21,350 16		10,902 27



SESSIONAL PAPER No. 25

<i>Mining Lands and Yukon Branch.</i>									
17	162 50	21	68 00			94 50		6	
8	1,957 88	4	333 70			1,624 18			
8	800 00	8	800 00						
4	214 26					214 26			
	3,134 64		1,201 70			1,932 94			
Mining Lands and Yukon Branch, Totals.									
<i>Forestry Branch.</i>									
7	11 10					11 10		18	42 60
53	212 75	71	255 35						42 60
	223 85		255 35			11 10			42 60
Forestry Branch, Totals									
<i>School Lands Branch.</i>									
31	773 20	2	645 00			128 20			
140	383 40	143	408 55					3	25 15
25	217 90	23	193 73			24 17			
2	565 00	2	1,065 00						500 00
	1,939 50		2,312 28			152 37			525 15
School Lands, Totals									
<i>Miscellaneous.</i>									
11	680 24	24	801 46					13	121 22
4	89 25					89 25			
	769 49		801 46			89 25			121 22
	100,047 49		90,246 79			24,309 79			14,569 00
Grand Totals									
<i>General.</i>									
27,806		23,031				4,775			
34,119		29,118				5,001			
Average 10	9,114 06	Average 8 416	8,472 71			641 32			
146	3,238 71		1,224 62			2,014 09			
	12,352 77		9,697 36			2,655 41			
General, Totals									

W. McKECHNIE,  
Agent Dominion Lands.

## No. 20.

## REPORT OF AGENT OF DOMINION LANDS, RED DEER, ALBERTA.

This district has, in every respect, made satisfactory progress, and the many advantages of mixed farming are more strongly impressed on the observant each succeeding year.

The Red Deer District is especially adapted for mixed farming by reason of its rolling lands, nutritious grasses, equable climate and unlimited supply of pure water, and in no other part of the west are the farmers as a whole making more satisfactory progress.

The past summer was very favourable for grain growing and the fall weather ideal for ripening and harvesting the grain, which was of superior quality; and the farmer who had sufficient cattle and hogs to consume his grain found himself in an enviable position.

A large amount of railway development has taken place during the past year, and settlement of the lands kept pace with the extension of the several lines. At present a railway line may be reached by a drive of 25 to 30 miles from the remotest part of the district, and the consequence is that many new villages have sprung up. Villages have become towns, and the town of Red Deer has developed into a city.

The stringency in the money market of which so much is heard is, I believe, less felt in the district of Red Deer, than in any other part of the west, owing mainly to the fact that here mixed farming is more extensively carried on. In this connection I would strongly advocate restoring the clause in the Dominion Lands Act whereby a settler was permitted to earn a patent for his homestead by substituting cattle in lieu of breaking and cultivation, as I believe that the farmer who keeps twenty head, or more, of stock on his homestead, is as much benefit to the country, as the one who cultivates twenty acres, and I know he will be infinitely more prosperous, contented and happy. Again there are considerable areas of this district which are not suitable for grain growing, but are ideal for cattle raising. I might here mention the case of one farmer living some distance from Red Deer, who informed me that he realized \$200 cash per month from the sale of milk, the production of thirteen cows, and this during the winter when his land was non-producing. This case is not by any means unique.

The past winter has been ideal, with little snow, no cold weather, and an entire absence of storms of any kind. The spring, so far, has been fine and good progress has been made with seeding. There will, this year, be a large increase in the amount of land under cultivation. The percentage of fall wheat sown last season is small, but it has come through the winter in good condition, and is now growing well. Not over 25 per cent of last year's crop of wheat and oats has been marketed, and nearly the entire crop of barley will be used for feed. In fact the most successful farmers in this district do not raise grain for the market.

The revenue of this office has increased satisfactorily, as is shown by the following summary:

Patent branch. . . . .	\$ 76,759 00
Timber, Grazing and Irrigation . . . . .	709 84
Mining Lands and Yukon. . . . .	18,960 96
School Lands Branch. . . . .	3,212 52
Miscellaneous. . . . .	884 31
	<hr/>
Total. . . . .	\$100,526 63
	<hr/>

SESSIONAL PAPER No. 25

Homestead entries.....	1,323
Pre-emption entries.....	276
Purchased homestead entries.....	97
S. A. V. B. L. C. (320 acres).....	1
Improvements.....	137
Land sales.....	25
Pre-emption payments.....	45
Pre-emption interest.....	127
Purchased homestead payments.....	389
Searches.....	244
Applications for patent.....	1,260
Applications for inspection.....	620
Entries cancelled.....	699

Your obedient servant,

W. T. COTTINGHAM,  
*Agent Dominion Lands.*

No. 21.

REPORT OF AGENT OF DOMINION LANDS, REGINA, SASKATCHEWAN.

I have much pleasure in reporting a prosperous year for the Regina District, the crops, on the whole, last year being very satisfactory.

It is gratifying to note the increasing demand for grazing permits, which goes to show that farmers of this district, are turning their attention to mixed farming, which should be encouraged in order that the productiveness of the soil should not be impoverished by too much wheat raising.

The keen interest in free lands in Western Canada is abundantly shown by the numerous letters received from all parts, especially European countries, a noticeable feature of which is that an individual will sometimes write on behalf of thousands of his fellow-countrymen, who wish to emigrate to this country, if conditions are suitable. The inquiries are promptly answered and if it is considered they can be answered better from another office, they are immediately sent to the source of information for reply.

Regina, being the capital city of the Province of Saskatchewan, it is natural that inquiries should be sent to this office, and I would suggest that this office be constantly furnished with a good supply of the latest literature for free distribution.

The winter has been ideal and with signs of spring on every hand, everything points to a prosperous year.

Appended is a statement of the business transacted during the fiscal year.

Your obedient servant,

F. G. ARNOLD,  
*Agent Dominion Lands.*

4 GEORGE V., A. 1914

	Number.	Revenue.
Patent Branch—		
Homestead fees. . . . .	348	\$ 3,480 00
Pre-emption fees. . . . .	5	50 00
Purchased homestead fees. . . . .	8	80 00
Improvements payments. . . . .	25	1,906 75
Land sales (cash). . . . .	32	4,199 60
Pre-emptions payments. . . . .	8	882 84
Purchased homestead payments. . . . .	45	5,581 04
Searches. . . . .	612	178 00
Sundries. . . . .		1 50
		<hr/>
Total revenue. . . . .		\$16,359 73
		<hr/>
Timber, Grazing and Irrigation Branch—		
Timber permits. . . . .	3	\$ 75 00
Hay permits. . . . .	33	74 00
Hay permits (Forestry Branch) . . . . .	11	35 50
		<hr/>
Total revenue. . . . .		\$ 184 50
		<hr/>
Mining Lands and Yukon Branch—		
Coal permits. . . . .	1	\$ 5 00
Gas petroleum. . . . .	3	15 00
		<hr/>
Total revenue. . . . .		\$ 20 00
		<hr/>
School Lands Branch—		
General sales. . . . .	1	\$ 177 48
Timber permits. . . . .	6	10 50
Hay permits. . . . .	343	1,174 00
Grazing permits. . . . .	46	495 79
Cultivation permits. . . . .	1	3 00
Sundries. . . . .	12	19 70
		<hr/>
Total revenue. . . . .		\$ 1,880 47
		<hr/>
Miscellaneous—		
Seed grain and provision payments. . . . .	18	\$ 1,039 21
		<hr/>
Total revenue. . . . .		\$ 1,039 21
		<hr/>

No. 22.

REPORT OF AGENT OF DOMINION LANDS, SASKATOON,  
SASKATCHEWAN.

The volume of business shows a slight decrease as compared with last year. The counter business and the applications for patents have been considerably heavier than usual. This was apparently caused by the fact that Saskatoon is becoming an objective point for a great number of incoming settlers, and there is a great demand at this office for information concerning lands in other agencies.

The class of settlers that have filed in this district have been well up to the average of other years and apparently will make good settlers.

The available lands in this district are being taken up very quickly, but a large number of entries have been secured by means of cancellation.

The crops last year were very good, many farmers going into the raising of flax, which yielded a good average, the low price of grain this year being somewhat offset by the generous crop. It is apparently the desire on the part of the farmers in this district to go into mixed farming, and the question is being asked repeatedly, whether stock raising will be accepted in lieu of cultivation.

The completion of the Saskatoon-Calgary branch of the Canadian Northern Railway and other branch lines in this district, has made transportation considerably better than in former years.

The general feeling in this district appears to be that this year will be an ideal one for farming, as the season has opened very early.

Your obedient servant,

M. A. MacINNES,  
*Agent Dominion Lands.*

	Number.	Revenue.
Patent Branch—		
Homestead entries... . . . . .	1,985	\$ 19,850 00
Pre-emption entries... . . . . .	565	5,650 00
Purchased homestead entries... . . . .	247	2,460 00
Improvements... . . . . .	250	18,585 90
Land sales (cash)... . . . . .	68	5,044 13
S. A. V. B. land scrip (2,945.6 acres)... . . . . .	10	.....
Pre-emption payments... . . . . .	733	79,907 49
Purchased homestead payments..	1,112	120,382 18
Searches... . . . . .	1,871	473 25
Applications for patent received..	3,035	.....
Applications for inspection received.. . . . . .	1,308	.....
Entries cancelled... . . . . .	1,386	.....
Total... . . . . .		————— \$252,352 95

4 GEORGE V., A. 1914

## Timber, Grazing and Irrigation Branch—

Timber permits. . . . .	25	\$	46 00
Hay permits. . . . .	145		463 65
Grazing rentals—cash. . . . .	1		4 57
Sundries. . . . .	1		2 50
Total. . . . .		—————	\$ 516 72

## Mining Lands and Yukon Branch—

Coal permits, natural gas. . . . .	4	\$	650 00
Sundries, sand and gravel. . . . .	46		252 00
Total. . . . .		—————	\$ 902 00

## School Lands Branch—

Grazing rentals. . . . .	21	\$	255 80
Hay permits. . . . .	342		819 35
Sundries—excess hay. . . . .	3		2 80
Total. . . . .		—————	\$ 1,077 95

## Miscellaneous—

Seed grain and provision repayments. . . . .	22	\$	1,415 06
Total. . . . .		—————	\$ 1,415 06

Grand total. . . . . \$256,264 68

Letters received. . . . .	44,343	.....	
Letters written. . . . .	57,311	.....	
Staff and salaries. . . . .	21	\$	19,249 25
Disbursements. . . . .			2,660 43

## No. 23.

## REPORT OF THE AGENT AT SWIFT CURRENT, SASKATCHEWAN.

The recently closed year has been another prosperous one for the locality. Speaking of the district as a whole, crops were very good; the yield on the average very fair; samples of the grain good and prices derived therefrom in accordance with the markets prevailing. The loss occasioned by hail was practically nil; frost nil; and dryness was very slight.

The class of settlers in the district is of a sound type, hailing in the majority of cases from Great Britain and the United States. This in itself speaks well for the district on account of the majority of the settlers speaking the mother tongue. It is also a noticeable fact that settlers entering in this district are as a rule well provided with machinery, stock and funds. Another noticeable fact in connection with this agency is that the relief applied for by way of seed grain, provisions and coal is practically nil. No complaints have been heard as to the quality of seed supplied.

During 1912 the Canadian Pacific Railway in addition to the two branches running northwest and southeast from Swift Current have extended their operations not only along those two branches, but very materially upon the yard space provided here in the town of Swift Current, as their report shows; and in addition to this are proceeding with all possible dispatch to double track their line between this point and that point already connected with Fort William by a double line of railway.

## SESSIONAL PAPER No. 25

Since the last report made by the agent of Dominion Lands at this point the towns mentioned along the branches of railway radiating from Swift Current have become a permanent factor in the marketing of the large and ever increasing crop raised in this district. A line of elevators has been established along those branches thereby facilitating the handling of the crop grown in the district, and enabling the farmer to realize his yearly revenue derived therefrom more expeditiously. The number of patents applied for has been very large as of necessity the ease must be. The evidence furnished in connection therewith tends to show that the older and more conservative settlers have performed the requisite duties in a faithful manner, and it is gratifying to note the fact that few of them require consideration.

The correspondence handled at this office has been very extensive, and the demand for literature and information most noticeable. Enquiries have been received from the four quarters of the globe, but more noticeable are those from our sister nation the United States, and from Europe.

It is with pride that I speak of my staff including the homestead inspectors and sub-agents, who have worked carefully and well throughout the year, and I cannot speak too highly of those who hold a subordinate position to myself in the exercise of duty pertaining to this agency.

Accompanying the above you will find a statement of the work attended to at this office during the twelve months ending March 31, 1913, together with a summary of the 1912 statement in comparison.

Your obedient servant,

A. J. SHARP,  
*Agent Dominion Lands.*

STATEMENT of work, Dominion Lands Office, Swift Current, during twelve months ending March 31, 1913.

	1913.	1912.
Homestead entries. . . . .	3,259	3,453
Pre-emptions. . . . .	1,697	1,528
Purchased homesteads. . . . .	175	183
S. A. V. B. Scrip . . . . .	24	175
Northwest Half-Breed Scrip. . . . .	2	13
Red River Scrip. . . . .	1	1

The revenue from the various sources for this district was as follows:—

	1913.	1912.
Homestead entries. . . . .	\$ 32,590 00	\$ 34,530 00
Pre-emptions. . . . .	16,970 00	18,280 00
Improvements. . . . .	16,987 65	17,022 65
Land sales. . . . .	11,086 31	16,602 36
Pre-emption payments. . . . .	141,963 41	121,460 59
Purchased homesteads. . . . .	54,177 09	45,953 79
Searches, &c. . . . .	389 75	170 75
Sundries. . . . .	.....	2 56
Timber, Grazing and Irrigation Branch	4,552 64	2,942 96
Mining Lands and Yukon Branch . . . .	623 05	705 17
School Lands Branch. . . . .	1,714 32	1,298 87
Mining, &c. . . . .	3,855 79	1,761 87
	<hr/>	<hr/>
	\$286,660 01	\$262,561 57

In addition to the above there were 2,395 applications for patent received and dealt with, 1,468 applications for cancellation received and 2,431 entries were cancelled and letters received and written were 39,406 and 44,212 respectively.

## No. 24.

## REPORT OF THE AGENT OF DOMINION LANDS, WINNIPEG, MANITOBA.

The summary attached shows the amount of revenue collected and work performed under the different headings. Comparing this with last year, an increase is shown in all branches excepting in the homestead entries, which show a small decrease. The prospects for the coming year appear very good and settlers are greatly pleased with the prospect of proposed railway extensions in this district which will give them easier access to their land. The new townships which are being thrown open for entry have added a great amount of land available for homesteading and are being taken advantage of by new settlers. I find that one of the greatest drawbacks to the settling of vacant lands in this district is the means of access to same owing to the amount of sloughs and muskegs and the absence of regular roads. As soon as this can be overcome, these lands will be rapidly disposed of.

A large percentage of the entrants during the past year have signified their intention of going into mixed farming, more especially those of the English speaking class and the districts in which they have located are specially adapted to that class of farming. There has been a marked increase in inquiries regarding this district and all such communications have been promptly attended to and all information at our disposal has been given and maps and literature sent.

I wish to express appreciation of the work of the staff; the utmost harmony has prevailed and each and every one has been faithful and endeavoured to keep the work up to date with success.

I submit a statement of work performed during the year.

Your obedient servant,

L. RANKIN,  
*Agent Dominion Lands.*

	Number.	Revenue.
Homestead entries. . . . .	2,051	\$20,480 00
Improvements. . . . .	195	9,650 80
Land sales—cash. . . . .	77	11,552 74
Townsite sales. . . . .	17	338 94
Searches, maps, &c. . . . .	596	435 10
Seed grain. . . . .	63	3,665 05
		<hr/>
		\$46,122 63
		<hr/>
Mines Branch—		
Mining fees. . . . .	212	\$ 1,142 50
Rentals. . . . .	123	3,684 01
Quarries. . . . .	93	465 00
Assessment payment. . . . .	7	700 00
Sales. . . . .	4	158 64
Sundries. . . . .	181	506 50
Petroleum. . . . .	6	30 00
		<hr/>
		\$ 6,686 65
		<hr/>



SESSIONAL PAPER No. 25

Applications for patent received.....	516
Applications for inspection.....	650
Entries cancelled.....	1,098
Letters received.....	22,271
Letters written.....	28,876

No. 25.

REPORT OF AGENT OF DOMINION LANDS, YORKTON, SASKATCHEWAN.

The number of homestead entries has decreased owing no doubt to the fact that the best of the available land is a considerable distance from the railways.

The crop of 1912 was only an average yield in this district, and while prices were very good at the start of the season, they have been very low since.

Considerable hard-hip has been felt in this district owing to the test which was applied to the grading of oats, and a loss of many thousands of dollars was caused during the past season owing to this grading. This matter was discussed with the Grain Commission at their recent meeting here and probably will be remedied. Seeding operations will be general this week as the weather has been very fine since the first of the month. Business in general was very good.

Attached hereto is a summary of the work performed.

Homestead entries.....	968
Applications for patent.....	1,622
Applications for inspection.....	454
Entries cancelled.....	512
Hay permits on Dominion Lands.....	65
Hay permits on School Lands.....	163
Letters received.....	18,678
Letters written.....	22,040

Your obedient servant,

J. A. DUNCAN,  
*Agent Dominion Lands.*

No. 26.

REPORT OF THE MINING LANDS AND YUKON BRANCH.

DEPARTMENT OF THE INTERIOR,  
OTTAWA, June 7, 1913.

W. W. CORY, Esq., C.M.G.,  
Deputy Minister of the Interior,  
Ottawa.

SIR,—I have the honour to submit herewith the report of the Mining Lands and Yukon Branch of the Department of the Interior for the fiscal year which ended on March 31, 1913.

The total revenue of this Branch derived from all sources during the fiscal year amounts to \$795,346.89, being an increase of \$8,218.74 over the previous year. The

4 GEORGE V., A. 1914

statements lettered 'A' and 'B,' showing in different forms how this amount is made up, will be found at the end of the report. The statement lettered 'A' shows the total revenue for each month, and the statement lettered 'B' shows the revenue collected at each agency, including the Yukon Territory.

The revenue for the Yukon Territory, which amounts to \$219,623.85, is shown separately in the statement lettered 'C.'

The reports and statements for the fiscal year from the Commissioner, the Gold Commissioner, the Comptroller, the Crown Timber and Land Agent, the Director of Surveys at Dawson, and the Assistant Gold Commissioner at Whitehorse, will be found under part 26*d et seq.* of this report.

#### TIMBER IN THE YUKON TERRITORY.

The total amount of dues collected on account of timber in the Yukon Territory during the fiscal year was \$11,616.36. During the year 113 permits were issued, under the authority of which 26,355 feet b.m. of timber and 5,734 cords of wood were cut. The dues collected on permits issued amounted to \$8,138.04.

There are in existence 108 timber berths held under license to cut timber within the territory, covering an area of 259.86 square miles, which licenses were granted prior to May 10, 1906, on which date the regulations governing the granting of licenses to cut such timber in the territory were rescinded, and regulations for the issue of permits to cut timber substituted therefor. Only one sawmill is now in operation within the territory.

According to returns received in the department, the number of feet (board measure) of lumber manufactured during the year was 400,837, and the quantity sold 243,085 feet b.m. Seizure dues amounting to \$782.25 were collected on cordwood cut in trespass. This does not include the very large amount of timber and cordwood cut free of dues for mining purposes.

#### MINING LANDS OTHER THAN COAL.

During the fiscal year 276 entries for quartz mining claims, and 84 entries for placer mining claims, were granted by the Agents of Dominion Lands in Manitoba, Saskatchewan and Alberta.

In the Yukon Territory 42,448 placer mining claims, 10,731 quartz mining claims, and 84,090 renewals and relocations were recorded up to March 31, 1913.

According to the returns received during the fiscal year, 849 entries for placer mining claims, 126 entries for quartz mining claims, and 5,073 renewals and relocations were recorded during that period. The revenue collected from these sources and from fees for registering documents in connection with mining operations was \$71,951.67.

#### ROYALTY ON GOLD MINED IN THE YUKON TERRITORY.

The total amount collected up to March 31, 1913, for royalty on the gross output of placer mining claims in the Yukon Territory, after deducting the exemption at one time allowed under the regulations, was \$4,123,726.25, of which amount \$125,460.52 was collected during the last fiscal year. For the purpose of estimating this royalty, the gold is valued to \$15 an ounce, which is much below its real value.

The actual value of gold produced from placer mining operations in the Yukon Territory up to March 31 last, might be safely placed at \$126,627,973.00.

The following statement shows the agencies at which the royalty was collected, and the amount collected at each during the year:—

## SESSIONAL PAPER No. 25

Dawson . . . . .	\$121,898 46
Whitehorse . . . . .	557 56
Fortymile . . . . .	4 50

The statement lettered 'E' at the end of this report shows the total gold production, the total subject to royalty, and the total royalty collected for each fiscal year from May 1, 1898, to March 31, 1913.

## DREDGING.

Twenty-four leases to dredge for minerals in the beds of rivers in the Yukon Territory are now in force, covering a total frontage of 164.65 miles. The total revenue derived from this source up to March 31, 1913, amounts to \$189,096.91, of which amount \$1,515.60 was collected during the fiscal year just closed.

These dredging leases are confined to the Yukon, Stewart, McQuesten, Fortymile, Big Salmon, Klondike and Mayo rivers.

There are in operation in the Yukon Territory fourteen dredges. Most of these dredges are working on the Klondike river and tributaries, and use hydro-electric motive power. Two of the largest gold saving dredges in the world are now being operated most successfully on the Klondike river.

Thirteen leases to dredge for minerals in the submerged beds of rivers in the provinces of Alberta and Saskatchewan are now in force, covering a total frontage of sixty-one miles. Of these leases seven are in the province of Alberta, and include thirty-five miles, three are in the province of Saskatchewan, and include fifteen miles in all, and three are in the province of Manitoba, embracing a frontage of eleven miles. The total revenue derived from this source up to March 31, 1913, amounts to \$44,640.79, of which amount \$407.65 was collected during the past fiscal year.

## HYDRAULIC MINING.

The hydraulic mining regulations relating to the Yukon Territory were rescinded by an Order-in-Council dated February 2, 1904, but leases already granted were not affected by such withdrawal.

There are still in force in the Yukon Territory ten hydraulic mining leases, covering an area of 26.16 square miles. Since the hydraulic mining regulations were first established in December, 1898, forty-seven hydraulic mining leases have been issued, all of which have now been cancelled with the exception of the above number. It is considered that under the grouping provisions of the Yukon Placer Mining Act, operators can now acquire and group for operation a sufficient area to warrant the installation of efficient hydraulic mining plants.

## HOMESTEADS IN YUKON TERRITORY.

Fifty-four homestead entries in the Yukon Territory have been granted, of which forty-one are now in force, comprising a total area of 6,627.45 acres. Patents have been issued for three homesteads.

## PETROLEUM AND NATURAL GAS.

By an Order-in-Council dated March 11, 1910, the regulations governing the reservation and sale of petroleum and natural gas rights, the property of the Crown, were rescinded, and regulations for the leasing of such rights were substituted therefor. No royalty will be charged on the sales of petroleum up to January 1, 1930.

There are now in force under these regulations 241 petroleum and natural gas leases, embracing a total area of 212,542.26 acres, distributed as follows:—In the

4 GEORGE V., A. 1914

province of Alberta 224 leases, comprising 194,148.66 acres, in the province of Saskatchewan 10 leases, comprising 8,973.80 acres, and in the Railway Belt of the province of British Columbia 7 leases, comprising 9,419.80 acres. The total revenue derived from petroleum lands during the year amounts to \$60,063.73.

During the year five reservations have been reserved under the provisions of the former regulations, to enable the several applicants to conduct petroleum prospecting operations on the tracts reserved for them. These reservations embrace a total approximate area of 7,680 acres, and evidence has been filed in the Department to show that prospecting outfits have been installed, and that operations are being actively carried on upon these several tracts.

Natural gas is being utilized for commercial purposes in several portions of the western part of Canada, but it would appear that oil in paying quantities has not yet been discovered.

#### QUARRYING.

Regulations governing the leasing of Dominion lands containing limestone, granite, slate, marble, gypsum, marl, gravel, sand or any building stone, were approved by Order-in-Council of May 13, 1910, and came into effect on June 15, 1910. Under these regulations, the maximum area which may be leased is forty acres, the term of the lease being twenty-one years, renewable for a further term of twenty-one years, and the rental is at the rate of \$1.00 per acre per annum.

The number of leases now in force which were issued under the provisions of these regulations is 375, distributed as follows:—

In Manitoba 138 leases, containing an area of 4,510.49 acres.

In Saskatchewan 16 leases, containing an area of 480.46 acres.

In Alberta 128 leases, containing an area of 6,806.04 acres.

In the Northwest Territories 15 leases, containing an area of 600 acres.

In British Columbia 78 leases containing an area of 3,263.26 acres.

The total revenue collected during the fiscal year on account of quarrying leases, including the application fees, amounts to \$17,270.77.

#### CLAY LEASES.

The quarrying regulations were amended by an Order-in-Council dated November 21, 1912, authorizing the issue of leases for clay purposes, all such leases to provide for the operation of the location leased. Under this amendment thirteen leases have been issued up to date, comprising an area of 478.30 acres.

#### TAR-SAND.

The regulations established by Order-in-Council of February 14, 1910, authorizing the disposal of tar-sand rights in a certain area of land in the province of Alberta, adjacent to the Athabaska river, have been rescinded, and a number of the leases which were issued under the provisions of these regulations have been cancelled owing to failure to comply with the operating conditions thereof. There are still in existence, however, six leases, comprising a total area of 10,532 acres.

#### WATER RIGHTS.

There are now in force in the Yukon Territory 446 grants to divert water for mining purposes, aggregating a total of 109,830 miner's inches. During the last fiscal year 18 water rights were issued, comprising 21,798 miner's inches.

Grants are issued by this Department authorizing the diversion of water in the Yukon Territory for power purposes. Up to date twelve grants have been issued, authorizing the diversion of 130,200 miner's inches of water. Four of these grants have been permitted to lapse, but the remaining eight, authorizing the diversion of 35,200 miner's inches of water, are in good standing. Three power plants have been

## SESSIONAL PAPER No. 25

installed, one of which is situated on the north fork of the Klondike river, and from reports received it appears that this plant was kept in operation during the past winter and it is anticipated that the power generated will be used for heating and lighting purposes in the city of Dawson.

## COAL MINING LANDS.

The total amount collected during the year on account of coal mining lands sold under the provisions of the late regulations was \$1,889.52, of which amount \$1,880.81 was on account of coal lands in the province of Alberta, and \$8.71 in connection with coal lands in the Yukon Territory. The total amount collected on account of the sale of coal mining lands up to March 31, 1913, was \$2,085,817.90.

The statement lettered 'D' at the end of this report shows the revenue derived from the sale of coal lands for each fiscal year since 1896.

## COAL LEASES.

The total number of coal mining leases in force at the close of the fiscal year was 598, including a total area of 500,653.09 acres, distributed as follows:—

In the province of Alberta 511 leases, embracing an area of 486,196.69 acres.

In the province of Saskatchewan 73 leases, embracing an area of 5,462.95 acres.

In the province of British Columbia 10 leases, comprising an area of 8,513.45 acres.

In the Yukon Territory 4 leases, comprising an area of 480 acres.

The total number of leases of coal mining rights issued during the year was 210, comprising an area of 132,372.73 acres. The total revenue received during the year for rental of coal mining rights was \$326,632.12.

## ROYALTY ON COAL.

The regulations under which coal mining rights were sold provided for the payment of a royalty of ten cents per ton of 2,000 pounds on the output of the mine. This regulation came into force on April 6, 1901, after which date all sales of coal mining rights were made subject to royalty.

Under the regulations governing the issue of leases to mine coal, the royalty is fixed at five cents per ton of 2,000 pounds on the merchantable output of the mine.

The following is a statement showing the amount collected on account of royalty during each year since the regulations came into effect:—

1901-2.....	Nil
1902-3.....	Nil.
1903-4.....	\$ 59 30
1904-5.....	2,979 70
1905-6.....	2,996 18
1906-7.....	4,456 80
1907-8.....	9,169 35
1908-9.....	6,052 23
1909-10.....	155,371 86
1910-11.....	221,246 12
1911-12.....	198,322 07
1912-13.....	147,219 57

The total amount derived from coal mining lands on account of purchase price rental, royalty, and application fees, during the fiscal year, amounted to \$483,447.21.

## SAND, STONE AND GRAVEL PERMITS.

Regulations governing the issue of permits to remove sand, stone and gravel, the property of the Crown, from the beds of rivers and lakes in the Western Provinces, is

4 GEORGE V., A. 1914

the Northwest Territory, and in the Railway Belt in the Province of British Columbia, were established by an Order-in-Council dated January 17, 1910.

During the last fiscal year 215 permits were issued under the provisions of these regulations, in connection with which dues and fees were paid amounting to \$943.50.

The following is a statement of the office work performed during the year:—

Letters received and recorded. . . . .	16,795
Letters sent. . . . .	27,261
Pages of memoranda and schedule. . . . .	7,605
Plans and sketches prepared. . . . .	1,372
Accounts kept posted. . . . .	9,557
Accounts rendered. . . . .	9,372
Assignments accepted and registered. . . . .	326
Returns examined and posted. . . . .	1,916
Receipts issued. . . . .	500
Refunds examined and prepared. . . . .	312
Applications for coal locations received, covering an approximate area of 686,500 acres. . . . .	761
New entries and renewals for mining locations granted in the Western Provinces and Territories, not including the Yukon. . . . .	360
Applications for stone, gypsum and clay. . . . .	389
Applications for tar, asphalt and petroleum. . . . .	762
Applications for quartz claims in Alberta, Saskatchewan and Manitoba. . . . .	284
Applications for placer mining claims in Alberta and Saskatchewan. . . . .	61
Applications for dredging leases. . . . .	38
Applications for homestead entry in the Yukon Territory. . . . .	14
Homestead entries granted in the Yukon Territory. . . . .	10
Placer mining grants, renewals and relocations in the Yukon Territory. . . . .	5,922
Quartz mining locations granted in the Yukon Territory. . . . .	126
Requisitions for patent prepared. . . . .	171
Applications to purchase or lease lands in the Yukon Territory. . . . .	42
Applications for water frontage. . . . .	3
Agricultural leases in force in the Yukon Territory, comprising an area of 241.6 acres. . . . .	26
Leases for water frontage issued. . . . .	2
Water front leases in existence. . . . .	26
Gold dredging leases issued. . . . .	6
Coal mining leases issued. . . . .	210
Timber licenses prepared. . . . .	108
Quarrying leases issued. . . . .	162
Prospecting reservations made under Section 18 of the Coal Mining Regulations, embracing an area of 36,694.73 acres. . . . .	18
Clay leases issued. . . . .	13
Petroleum leases issued. . . . .	168

I have the honour to be, sir,  
Your obedient servant,

H. H. ROWATT,  
*Controller.*

REVENUE OF DOMINION LANDS INCLUDING THE YUKON TERRITORY.

A.—STATEMENT OF Receipts on account of Coal and Minerals in the Provinces and Territories, also Timber, Hay, Coal, Hydraulic Mining, Dredging, Royalty on Gold, Mining Fees, Rental of Agricultural Lands, Water Power and Water Fronts, Survey Fees and Sale of Dominion Lands in the Yukon, for the Fiscal Year 1912 and 1913.

Month.	Interim Receipt Account.		Quartz Acreage Sales.		Dominion Lands Sales.		Coal Sales.		Coal Mining.		Coal Royalty.		Coal Rental.		Timber Dues Yukon.		Mining Fees.		Hydraulic Leases.		Dredging Leases N.W.T.				
	¢	cts.	¢	cts.	¢	cts.	¢	cts.	¢	cts.	¢	cts.	¢	cts.	¢	cts.	¢	cts.	¢	cts.	¢	cts.			
1912																									
April	18	00	154	95	16	00			535	00	20	192	12	255	27	4	681	13	1	010	96	40	00		
May	310	00	260	07	134	45	20	50	435	00	8	623	19	703	28	1	615	58	6	17	00	0	90		
June	182	56					279	95	575	00	13	084	36	614	18	26	72	2	877	96	5	043	50		
July	12	00					1	170	00	545	00	13	045	31	467	49	1	40	48	775	75	3	456	50	
August			68	40	235	00	44	96	850	00	21	435	37	831	93	258	67	257	00	6	772	00	100	00	
September			194	95	0	04			125	00	908	41	26	543	30	25	28	1	242	27	11	099	50	100	00
October	40	00			412	50	200	00	665	00	12	584	25	830	15	361	34	1	410	55	6	289	67	375	00
November	10	00			192	26	12	50	441	00	13	192	33	673	08	16	00	857	56	7	180	00	1	008	00
December	30	00	134	66	1	11	100	00	500	00	4	638	35	32	017	23	53	53	1	011	00	10	25	725	00
1913.																									
January			32	58	40	00			375	00	16	719	29	394	50	111	63	899	06	4	729	50			
February					60	00	39	50	1	615	00	16	447	21	529	92	177	07	447	50	2	653	50	50	00
March					1,328	30	22	11	945	00	2,345	79	19	791	79			219	75	2	298	00	0	50	
	602	50	775	61	2,389	65	1,889	52	7,706	00	147,219	57	326,632	12	7,497	43	11,616	36	71,951	67	2,688	50	407	65	

## REVENUE OF DOMINION LANDS INCLUDING THE YUKON TERRITORY.

A.—STATEMENT of Receipts on account of Coal and Minerals in the Provinces and Territories, also Timber, Hay, Coal, Hydraulic Mining, Dredging, Royalty on Gold, Mining Fees, Rental of Agricultural Lands, Water Power and Water Fronts, Survey Fees and Sale of Dominion Lands in the Yukon, &c.—*Continued.*

Month.	Dredging Leases Yukon.		Gold Export Tax.		Free Certificates.		Stone Quarry.		Map Fees and Registration Office.		Home-stead Fees.		Hay Yukon.		Water Power Yukon.		Tar-sands, Stone and Gravel.		Miscellaneous Petroleum Lamps.		Amount.		
	\$	cts.	\$	cts.	\$	cts.	\$	cts.	\$	cts.	\$	cts.	\$	cts.	\$	cts.	\$	cts.	\$	cts.	\$	cts.	
1912.																							
April					3 00	1,176 17	4 06	10 00	5 00	1,057 10	2 00	2,563 07										19,293 10	
May			9,809 16		2 00	1,025 57	17 00	40 00	106 00	640 00	59 50	234 56										47,243 29	
June	341 30		90,341 12		14 00	1,258 03	21 00	10 00	5 00	1,925 00	69 50	779 09										85,609 20	
July			21,836 25		9 50	1,935 03	13 50	10 00	33 00	532 10												84,379 03	
August			21,355 92		20 00	1,082 54	42 00															98,210 07	
September			19,559 48		35 00	1,794 11	7 25															70,388 07	
October	500 00		24,944 37		19 00	1,834 81	127 50			110 63	11 00	5,380 07										81,696 39	
November			4,368 05		4 00	1,211 15	8 50															72,081 15	
December			2,787 28		5 00	1,722 65	82 00	10 00		87 10	238 50	7,609 88										62,670 61	
1913.																							
January			7 25			1,855 85	55 50	30 00														66,232 17	
February	200 00		21 34		1 50	1,043 83	136 00	20 00		2,950 00	88 00	8,911 16										45,926 21	
March	174 30				2 00	2,170 13																31,917 49	
	1,515 60		125,466 52		115 00	17,270 77	514 25	130 00	149 00	7,306 93	943 50	60,063 73	200 00									735,346 80	

H. H. ROWATT,  
Controller.

Certified correct,

W. P. BATTERTON,  
Accountant M. L. and Y. Branch.









## DOMINION LANDS REVENUE.

B.—STATEMENT showing the Total Amount of Revenue collected at each Agency, including the Yukon Territory, &c.—*Concluded.*

Agency.	Gold Export Tax.	Free Certificates Export of Gold.	Stone Quarry.	Registration Fees.	Homesite Fees.	Hay, Yukon.	Water Power, Yukon.	Tar-Sands.	Sand, Stone and Gravel.	Petroleum.	Miscellaneous.	Interim Receipt Account.	Amount.
	\$ cts.	\$ cts.	\$ cts.	\$ cts.	\$ cts.	\$ cts.	\$ cts.	\$ cts.	\$ cts.	\$ cts.	\$ cts.	\$ cts.	\$ cts.
Dawson Royalty Collector's Office.	124,898 46												124,898 46
Dawson Crown Timber Office						144 00							144 00
Whitehorse Crown Timber Office.													87 50
Dawson Comptroller's Office.		93 00											93 00
Whitehorse Royalty Collector's Office.	557 56												557 56
Whitehorse Comptroller's Office.				22 00									22 00
Fortymile Royalty Collector's Office.	4 50												4 50
Dawson Dominion Lands Office.				67 75	60 00								7,451 85
Dawson Mining Recorder's Office.													136 60
Whitehorse Dominion Lands Office.				6 00	70 00								3,204 21
Whitehorse Mining Recorder's Office.													328 17
	125,460 52	115 00	17,270 77	514 25	130 00	149 00	301 00	7,306 43	943 50	60,063 73	200 00	602 50	795,346 89

Certified correct,

H. H. ROWATT,  
Controller.W. P. BATTERSON,  
Accountant M. L. & Y. Branch.

REVENUE OF THE YUKON TERRITORY.

C.—STATEMENT OF RECEIPTS FROM TIMBER, HAY, COAL, HYDRAULIC MINING, DREDGING, ROYALTY ON GOLD, MINING FEES, RENTAL OF AGRICULTURAL LANDS, WATER FRONTS AND WATER POWER, SURVEY FEES AND THE SALE OF DOMINION LANDS FOR THE FISCAL YEAR 1912 AND 1913.

Month.	Quartz	Dominion	Coal	Coal	Coal	Rental	Timber	Mining	Hydraulic
	Accege	Lands	Sales.	Mining.	Royalty.	Coal	Dues	Fees.	Leases.
	Sales.	Sales.				Rental.	Yukon.		
	\$ cts.	\$ cts.	\$ cts.	\$ cts.	\$ cts.	\$ cts.	\$ cts.	\$ cts.	\$ cts.
1912.									
April	51 65	16 00				4,684 13	1,010 96	5,480 50	
May	260 07					1,645 58	617 00	5,767 50	
June		194 45				26 72	2,897 96	4,882 00	
July					109 00	140 45	775 75	5,036 50	
August	68 40	235 00	8 71			258 67	227 00	5,816 00	580 50
September	104 95				100 00	25 28	1,212 27	10,497 00	375 00
October		412 50				361 34	1,410 55	5,446 50	375 00
November					869 11	16 00	857 56	5,741 00	1,008 00
December	154 65	1 11				53 53	1,011 00	9,875 50	725 00
1913.									
January	32 58	25 00				111 63	899 06	4,210 00	
February		60 00				177 07	447 50	2,526 00	
March		1,273 00					219 75	2,081 50	
Total	672 31	2,217 06	8 71		1,069 11	140 00	11,616 36	65,390 00	2,688 50

REVENUE OF THE YUKON TERRITORY.

C. STATEMENT OF RECEIPTS FROM TIMBER, HAY, COAL, HYDRAULIC MINING, PEDDING, ROYALTY ON GOLD, MINING FEES, RENTAL OF AGRICULTURAL LANDS, WATER POWER, SURVEY FEES AND THE SALE OF DOMINION LANDS, &c.—*Concluded.*

Month.	Interim Receipt Account.	Deadging Leases Yukon.	Gold Export Tax.	Free Certificates Export of Gold.	Map Sales, Office and Registration Fees.	Homestead Fees.	Hay Yukon.	Water Power Yukon.	Amount.
	\$ cts.	\$ cts.	\$ cts.	\$ cts.	\$ cts.	\$ cts.	\$ cts.	\$ cts.	\$ cts.
1912.									
April	18 00			3 00	2 00	10 00	5 00	1 00	11,279 24
May			9,869 46	2 00	6 00	40 00	106 00		16,253 61
June	310 60	341 30	20,311 12	14 00	2 50	10 00	5 00		29,025 65
July	182 50		21,856 25	9 50	4 50	10 00	33 00		28,288 48
August	12 00		21,365 92	20 00	10 50				28,602 70
September			13,333 48	35 00	7 25			250 00	32,221 23
October	40 00	500 00	24,311 37	19 00	15 00				33,524 26
November	16 00		4,368 65	4 00					12,004 61
December	30 00		2,787 28	5 00	20 00	10 00			15,542 19
1913.									
January					11 00	30 00			5,326 52
February		200 00	7 25	1 50		20 00			3,433 41
March		171 30	21 31	2 60	2 00			50 00	4,102 55
Total	602 50	1,545 60	123,669 52	115 00	80 75	130 00	149 00	301 00	219,623 85

H. H. ROWATT,  
*Controller.*

Certified correct,  
W. P. BATTERSON,  
*Accountant M. L. & Y. Branch.*

## SESSIONAL PAPER No. 25

D.—STATEMENT showing the total Revenue derived from the sale of Coal Land for each Fiscal Year since 1896.

1896-1897.....	\$ 75 76
1897-1898.....	1,883 74
1898-1899.....	350 00
1899-1900.....	5,650 33
1900-1901.....	101,772 00
1901-1902.....	16,270 32
1902-1903.....	31,055 38
1903-1904.....	68,949 75
1904-1905.....	35,695 00
1905-1906.....	125,754 12
For the nine months ending March 31, 1907.....	335,795 97
1907-1908.....	346,813 23
1908-1909.....	276,186 86
1909-1910.....	377,445 86
1910-1911.....	191,257 23
1911-1912.....	11,861 66
1912-1913.....	1,889 52

H. H. ROWATT,  
*Controller.*

Certified correct,

W. P. BATTERTON,  
*Accountant M. L. & Y. Branch.*

E.—STATEMENT showing the total Gold Production, the total subject to Royalty and the total Royalty collected for each Fiscal Year from May 1, 1898, to March 31, 1913.

Fiscal Year.	Gold Production.		Subject to Royalty.		Royalty Collected.		Total Revenue.	
	\$	cts.	\$	cts.	\$	cts.	\$	cts.
1897-1898.....	3,072,773	20	2,732,928	20	273,292	82	273,292	82
1898-1899.....	7,582,283	02	5,882,626	00	588,262	37	589,943	52
1899-1900.....	3,809,464	64	7,307,720	00	730,771	99	733,041	04
1900-1901.....	9,162,082	79	7,234,416	17	592,660	98	596,368	03
1901-1902.....	9,566,340	52	8,367,225	88	331,436	79	331,532	04
1902-1903.....	12,113,015	34	12,113,015	34	302,893	48	302,893	48
1903-1904.....	10,790,663	12	10,790,663	12	272,217	96	272,217	96
1904-1905.....	8,222,053	91	8,222,053	91	206,760	87	206,760	87
1905-1906.....	6,540,007	09	6,540,007	09	163,963	25	163,963	25
1906-1907.....	3,304,791	05	3,304,791	05	82,622	42	82,622	42
1907-1908.....	2,820,161	60	2,820,161	60	70,504	65	70,504	65
1908-1909.....	3,260,282	80	3,260,282	80	81,507	07	81,507	07
1909-1910.....	3,594,251	20	3,594,251	20	89,844	10	89,844	10
1910-1911.....	4,126,727	60	4,126,727	60	103,168	19	103,168	19
1911-1912.....	4,024,236	75	4,024,236	75	100,606	29	100,606	29
1912-1913.....	5,018,411	85	5,018,411	85	125,460	52	125,460	52
Total.....	103,007,546	48	95,339,518	56	4,115,973	75	4,123,726	25

H. H. ROWATT,  
*Controller.*

Certified correct,

W. P. BATTERTON,  
*Accountant M. L. and Y. Branch.*

## YUKON TERRITORY.

No. 26a.

## REPORT OF THE COMMISSIONER OF THE YUKON TERRITORY.

COMMISSIONER'S OFFICE,

DAWSON, Y. T., April 23, 1913.

H. H. ROWATT, Esq., Controller,  
Mining Lands and Yukon Branch,  
Dept. of Interior,  
Ottawa, Can.

SIR.—I have the honour to submit the annual report of the Commissioner of the Yukon Territory for the fiscal year ending March 31, 1913.

## GOLD PRODUCTION.

The Gold production for the year shows an increase over last year's output. The total amount of gold mined, on which export tax was paid, was 334,560.79 ounces, which, averaged at \$15 per ounce, which is the valuation placed thereon for the purpose of collecting export tax, was valued at \$5,018,411.85, an increase of almost \$1,000,000 over the amount mined during the previous year. In all probability there will be a still greater increase during the present year. For the most part this gold was produced by dredging and hydraulic operations carried on at Bonanza, Eldorado and Hunker Creeks by the Yukon Gold Company and the Boyle Concessions, Limited, operating dredges in the valley of the Klondike river.

## HYDRAULIC MINING AND DREDGING.

The Yukon Gold Company operated eight dredges on Bonanza, Eldorado and Hunker Creeks, of an average daily capacity of about 4,000 cubic yards each. Power for the dredges was furnished by the same company's hydro-electric plant situate on Twelvemile river and from Granville Power Company's plant on Klondike river. The dredging was practically all done in frozen ground during a six month season commencing May 1 and ending November 1, 1912. The power plant at Twelvemile consists of three units of 650 kilowatts each.

The same company carried on extensive hydraulic operations on the Bonanza hills during a season of about 120 days, commencing May 20 and running until October 1, the water from hydraulicking being brought from Twelvemile and tributaries in a ditch of 5,000 inches capacity; length of ditch, flume and pipe combined being seventy-two miles.

The work done by Boyle Concessions, Limited, consisted of the operation of two dredges in the thawed gravels of the Klondike River valley in the vicinity of Bear Creek; one dredge of a nominal daily capacity of 10,000 yards, the other of 3,000 yards. Both machines handled considerably over the nominal capacity throughout the whole season of 239 days, beginning April 13 and ending December 7, 1912.

The power for these dredges was furnished by the Granville Power Company, Limited, a subsidiary company of Boyle Concessions, Limited, operating a hydro-electric plant at the north fork of the Klondike river. The plant has a capacity of 10,000



## SESSIONAL PAPER No. 25

kilowatts, consisting of two units of 5,000 kilowatts each. The water is carried in a ditch, six and a half miles in length, from the north fork of the Klondike river and returned to the main Klondike, the ditch having a capacity of 20,000 inches.

During the past winter a very interesting and valuable experiment has been conducted at this plant by which it is demonstrated that it is possible to operate the same throughout the entire winter without interference from frost. To do this a coating of ice was allowed to form on the water in the ditch, the load being held back during the process in order to lessen the current and to make the supply of water in the ditch as even as possible at all points. The ice formed to a thickness of about 20 inches. In addition to this three electric heaters were installed, one at the intake, one about midway in the ditch and one at the spillway at the lower end of the ditch. These heaters were constructed at the plant and consisted of coils of ordinary telephone wire. The energy used was about 30 kilowatts to each coil per day, regulated according to voltage. The covering of ice protected the water from the weather and with the heating apparatus, above described, the water ran through the turbines all winter without interruption. The past winter has been a very satisfactory one in which to make such a test, there having been about three weeks during which the temperature was almost continuously at or below 50 degrees below zero. The experiment demonstrated that it is quite possible to operate dredges throughout the whole year in Yukon Territory where the boats are operating in thawed gravels.

The power generated averaged from 400 to 700 kilowatts, which was used only for lighting purposes. Arrangements have been made whereby the power for Dawson's lighting system has been supplied from this plant. The direct result has been that the rates for electric light at Dawson have been reduced practically 50 per cent, the price formerly paid having been on a scale graded down 40 cents per kilowatt for the first 100 kilowatts, the rate charged for the same amount now being 25 cents per kilowatt. Power is also supplied from the above mentioned plant to the Yukon Gold Company at such times as the latter company does not generate sufficient power at its own plant to supply all of its fleet of dredges.

During the past season two additional dredges have been erected by Boyle Concessions, Limited, each of a nominal capacity of 10,000 yards daily. These dredges will also be operated in the valley of the Klondike river and should add materially to the gold output of the present year.

The operation of the dredge which has recently been set up by Walkers Fork Gold Dredging Company on the North American Transportation and Trading Company's concessions on Miller creek should also add materially to the gold output during this year.

## INDIVIDUAL MINING.

Individual mining has been successfully carried on in the outlying districts, particularly on the tributaries of the Stewart river at Hight and Haggart creeks and at Scroggie creek and tributaries, about six miles of pay having been located and demonstrated on the latter.

Placer mining has also been carried on in many other localities throughout the Yukon, as referred to by the annual report of the Gold Commissioner.

## QUARTZ MINING.

In order to encourage quartz mining in the northern portion of the territory a bonus of \$2.50 per ton was paid by the territorial government on ore mined and milled. This bonus was earned by the Lone Star Limited, operating a four stamp mill at Victoria Gulch and enabled that company to do considerable prospecting and development work with very satisfactory results, the ore mined towards the close of the season being of such character as to warrant the operation of the mill again this season without government bonus.

4 GEORGE V., A. 1914

An arrangement was made whereby the company gave the government security on its property and the advance was made on an agreement under which, in the event of the mining operations proving successful or a sale of the property being made, the amount advanced by the government will be returned.

A small quartz mill was imported during the year to be erected on a very promising ledge of free milling gold ore at Bear Creek, within ten miles of Dawson. This mill will be operated during the present season.

Copper mining has been carried on extensively at the Pueblo mine in the Whitehorse district, which has shipped ore continuously to the smelter at Tacoma.

The territorial government maintained an assay office at Whitehorse throughout the year, at which free tests were made of all rock offered for assay.

Considerable attention has been attracted to the White River district in which large copper deposits are known to exist. Many claims have been held under location for some years, the owners doing some prospecting, but for the most part not much more than the annual representation work required for renewal. Several large outfits have recently gone into the camp and development work has been carried on on a larger scale. The development of this very promising section of country has, without doubt, been greatly retarded through lack of transportation facilities.

#### LEGISLATION.

A session of the Yukon Council was held commencing May 30, 1912, and lasting until June 13, 1912. At that session a number of useful ordinances were enacted, being chiefly amendments of or re-enactments of existing ordinances as amended.

The ordinance respecting the prevention of forest fires was amended by greatly increasing the penalty for starting forest fires or burning brush except under proper regulations. Owing to the exceptionally light fall of snow in Yukon during the winter of 1911-12 and the consequently dry and inflammable condition of the woods, large areas of forest land were burned over completely destroying much valuable timber. It is suspected that these fires were started by careless campers going down the Yukon river in the early spring. It has been the custom in Yukon for wood cutters to cut down areas of green wood during the winter and in the early summer to set fire to same thereby burning off the limbs and drying out the wood. In some cases very destructive fires have been started in this way. The amendment to the ordinance makes it an offence to start any fire in the woods, without permit.

Two members of Yukon Council having resigned, elections for north and south Dawson were held in March, 1913, and on the 27th day of the same month the session of Council commenced and was concluded on April 15. At that session a 'Workman's Compensation Ordinance' was introduced and given its first reading, but owing to the fact that its provisions would effect radical changes in the liability of employers and as it would apply to a large number of small mining operations it was deemed advisable to postpone further consideration of the ordinance until the next session of Council in order that all interests affected might have an opportunity of considering the same and of making any necessary preparation. An ordinance regulating salvage on timber and wood was also stood over until next session for further consideration. Eleven ordinances were passed and assented to. All members of the Council were in attendance.

#### PUBLIC WORKS.

At the session of Council held in 1912 an appropriation was made for the construction of a new overland trail between Stewart and Pelly rivers, being part of the overland road system between Dawson and Whitehorse, which overland road on the section between Indian river and Pelly passed through an entirely unproductive and barren section of country and crossed several steep summits. About sixty-five miles

## SESSIONAL PAPER No. 25

of new road was constructed during the summer of 1912, the route being down Black Hills creek, where some prospecting is being done and some mines operated, to Stewart river, from thence to Seroggie creek through the recently developed placer district to the old overland trail near Pelly.

The effect of this change in the road is to materially improve the grades and to put the main road of the territory through a section of country which is producing and from which further development may confidently be expected. Additional appropriations were made at the recent session of Council with which this road will be further improved. A large amount of repair work was done on the roads in other sections of the country where mines are being operated and bridges were repaired and rebuilt. Material improvement has been made to the road system throughout the territory.

The Council has memorialized the Federal Government for a special grant to be expended in the improvement of the highway between Whitehorse and Dawson to such an extent that the same would be fitted for motor traffic. If this can be accomplished it will aid most materially in the development of the territory, reducing the time now necessarily required in travelling between Dawson and the coast.

The feasibility of motor traffic on this run has been demonstrated during the past winter, a machine having been driven from Dawson to Whitehorse, a distance of about 340 miles, in running time of a little less than 36 hours. This first automobile to make the trip was driven by Mr. C. A. Thomas, Resident Manager of Yukon Gold Company, assisted by his driver, Mr. Geo. Potter, and accompanied by myself. No great difficulties were encountered. In order to make the trip possible during the open season considerable work would be required in widening the present road and in changing its location to avoid swamps and soft ground which were frozen solid at the time the trip, above referred to, was made.

An appropriation was made at the last session of Council for the construction of a road from navigation on Yukon river to the Copper Mines on White river, a distance of about 115 miles. This road will be constructed during the coming summer and should prove a great benefit to the development of that section of country.

A new foundation was placed under the public school building at Dawson, new flooring put in and the building generally overhauled. Appropriations have been made to have it repainted, inside and out, during the coming summer. The heating plant installed in 1910 was found to be very unsatisfactory and failed to heat the building in cold weather. This necessitated complete remodelling of the heating plant, which was done with very satisfactory results. Considerable necessary work was also done to the school building at Whitehorse.

## EDUCATION.

The public schools throughout the territory have maintained a high standard of efficiency and the average attendance was good. A number of assisted schools were maintained at various points throughout the territory where a sufficient number of children of school age were found to warrant the opening of a school.

## ADMINISTRATION OF JUSTICE.

With one exception the territory has been remarkably free from serious crime and the Royal Northwest Mounted Police have most effectively maintained law and order. The exception referred to was the dynamiting of a dredge in winter quarters on Bonanza creek. The explosive was without doubt placed with the malicious intent to destroy property. Up to this time Yukon has been singularly free from malicious crime of any nature and it is to be hoped that whoever is guilty of this act of vandalism may be speedily brought to justice.

4 GEORGE V., A. 1914

The numerical strength of the Royal Northwest Mounted Police force in Yukon Territory was so materially reduced during the past year that the efficiency of that body would undoubtedly have been seriously impaired. It is satisfactory to note that the government has made provision whereby the force will be increased and restored to its former strength. In Yukon the efforts of the members of the Royal Northwest Mounted Police have not always been confined to what is generally accepted as police duty but they have continually rendered aid to prospectors, miners and trappers in districts far removed from civilization.

I transmit herewith reports from the Comptroller, the Gold Commissioner, the Crown Timber and Land Agent and the Director of Surveys.

I have the honour to be, sir,

Your obedient servant,

GEORGE BLACK,

*Commissioner.*

No. 26b.

## REPORT OF THE GOLD COMMISSIONER.

OFFICE OF THE GOLD COMMISSIONER OF THE YUKON TERRITORY,  
DAWSON, Y.T., April 11, 1913.

The Commissioner of the Yukon Territory,  
Dawson, Y.T.

SIR,—I have the honour to submit herewith my report for the fiscal year ending March 31, 1913, in the following form:—

1. A financial statement, in duplicate, giving the receipts of the Gold Commissioner's office during the said year, together with the receipts collected in the offices of the mining recorders for the Duncan and Sixtymile mining districts.

2. A statement, in duplicate, showing the recapitulation of the receipts for the fiscal year;

3. A comparative statement, in duplicate, with receipts for the previous year.

Three sources of revenue show a material decrease compared with last year, namely, placer grants, hydraulics and dredging.

In 1912 the placer locations of account of the Sixtymile stampede were exceptionally large, and although the revenue from this source is \$4,290 less than last year, it is \$5,980 in excess of that of 1911.

The decrease of revenue from hydraulics is accounted for chiefly by failure to pay rentals on hydraulic lease No. 47, on which leasehold last year arrears of rentals for three years were paid.

More placer claims were renewed than last year, the revenue from this source showing the increase of \$1,425.50. Placer relocations and water grants are also considerably in excess of last year.

The mining operations in the various mining districts of the Yukon Territory have been the subject matter of reports from the various mining recorders, agents to the mining recorder and the mining inspector, for the year which ended on November 1 last. Duplicate copies of these reports have been forwarded to the Department of the Interior when received. As these reports are on file for your information, I will only briefly refer to the matters covered by them.

## SESSIONAL PAPER No. 25

The Yukon Gold Company, the largest placer operators in the territory, operated their seven dredges and their various hydraulic plants on Bonanza and Eldorado creeks to their full capacity during the season of 1912, and report a successful year.

The Boyle Concessions, Limited, which has taken over the holdings of the Canadian Klondyke Mining Company, Limited, operated their two dredges on the Boyle concession through a longer dredging season than in any previous year. The smaller of these two dredges has been dismantled and hauled to upper Hunker creek, where it will be operated during the present season on placer ground controlled by the same company. Two new dredges of a capacity of 14,500 cubic yards each per day, are under construction near the mouth of Bonanza creek on the Reservoir group of placer claims on the Klondike river, and will be in operation this season.

On Dominion creek very little actual mining was done last year. The greater part of the placer ground on this creek has been taken over by the Dominion Mining Company and the Big Creek Mining Company, organizations of Mr. A. N. C. Treadgold's, and preparatory work only has yet been undertaken. A water right has been issued, giving the Dominion Mining Company the right to divert 10,000 inches of water from tributaries on the left limit of Dominion creek, and one to the Big Creek Mining Company, giving them authority to divert 5,000 inches of water from No. 130 below Lower Discovery on Dominion creek. A large force of men and teams were employed during the latter part of the season of 1912 in construction work on ditches to convey the water to be diverted under these grants; this work will, I am informed, be rushed to completion during the present season.

Ordinary placer mining operations have been successfully carried on at Sulphur and Quartz creeks as in former years.

Of the tributaries on the lower Stewart river, Black Hills and Barker creeks show about the same activity as last year, but on Scroggie creek the area of known pay has been considerably enlarged, and very encouraging prospects recently obtained on several of the tributaries.

The area of known pay is yet very limited on Matson creek and tributaries, which were stampered last year. From the best information obtainable, what is considered pay has been located on, approximately, a mile of Matson Creek, immediately above and below Discovery.

Tenmile creek, formerly covered by hydraulic lease No. 11, and which was thrown open for location last July, was all located, and active prospecting carried on during the present winter has demonstrated that a portion of this creek, at least, will pay to work.

The Western Securities Company, operating the dredging leases of the Canadian Fortymile Gold Dredging Company, on the Fortymile river, kept one dredge in operation on these leaseholds during the dredging season of 1912.

Considerable prospecting and development work has been carried on during the past year on quartz mineral claims in the Dawson district. The Lone Star, Limited, successfully operated their four stamp mill on their property on Victoria Gulch during the past summer, and considering the fact that the ore milled was only that mined in the prospecting and development of their property, the results are considered by the management as satisfactory. This mill will be in operation again this season, and development work on this property carried on.

In the Sixtymile mining district the placer operations were about as in former years. During the past winter the dredge formerly on Walker's Fork on the American side of the boundary line has been moved to the North American Transportation and Trading Company's concession on Miller creek, is at present being rebuilt, and will be in operation on this leasehold during the present season.

In the Duncan district the placer mining operations were on a larger scale than last year, Hight creek giving particularly good returns. Quartz development work is

4 GEORGE V., A. 1914

being actively carried on in this district on mineral claims situated near the head of Dublin Gulch. A number of properties have been bonded at a good figure, and the prospects are very encouraging.

Your obedient servant,

G. B. MACKENZIE,  
Gold Commissioner.

FINANCIAL Statement of the Gold Commissioner's Office from April 1, 1912, to March 31, 1913, Dawson, Y.T.

RECEIPTS.

*Placer—*

To Grants . . . . .	\$ 8,300 00
Relocations . . . . .	2,830 00
Renewals . . . . .	37,530 00
Registered documents . . . . .	4,495 00
Abstracts . . . . .	72 00
	<hr/> \$53,227 00

*Quartz—*

To Records . . . . .	\$ 325 00
Certificate of work . . . . .	1,562 50
Certificate of partnership . . . . .	20 00
Certificate of improvements . . . . .	7 50
Registered documents . . . . .	265 00
Lieu of assessment . . . . .	100 00
Acreage . . . . .	161 60
Abstracts . . . . .	10 00
	<hr/> \$ 2,451 60

*Sundry accounts—*

To Water rights . . . . .	\$ 1,125 00
Water power grants . . . . .	300 00
Hydraulics . . . . .	1,305 50
Dredging . . . . .	785 60
	<hr/> \$ 3,516 10

*Duncan—*

To Placer grants . . . . .	\$ 110 00
Placer relocations . . . . .	590 00
Placer renewals . . . . .	1,617 50
Placer registered documents . . . . .	328 00
Quartz records . . . . .	85 00
Quartz certificate of work . . . . .	295 00
Quartz certificate of partnership . . . . .	17 50
Quartz registered documents . . . . .	29 50
	<hr/> \$ 3,072 50

SESSIONAL PAPER No. 25

*Sixty mile--*

To Placer grants . . . . .	\$ 60 00
Placer relocations . . . . .	190 00
Placer renewals . . . . .	1,320 00
Placer registered documents . . . . .	124 00
Water rights . . . . .	75 00
Quartz records . . . . .	30 00
Quartz certificate of work . . . . .	10 00
Quartz abstracts . . . . .	23 00
	<hr/>
	\$ 1,832 00

---

\$64,099 20

*Disbursements--*

By Comptroller . . . . .	\$64,099 20
	<hr/>
	\$64,099 20
	<hr/>
	\$64,099 20
	<hr/>

RECAPITULATION.  
FINANCIAL STATEMENT Gold Commissioner's Office year ending March 31, 1913.

	Placer Grants.	Re-location Grants.	Renewal Grants.	Registration documents, placer.	Abstracts, placer.	Water Rights.	Water Power.	Hydraulics.	Dredging.	Quartz Records.	Certificate of work.	Certificate of partnership.	Registration Documents, quartz.	Certificate of improvements.	Average.	Abstracts, quartz.	Payment lien of assessment.
	%	%	\$ cts.	\$	%	%	%	\$ cts.	\$ cts.	%	\$ cts.	\$ cts.	%	\$ cts.	\$ cts.	%	%
Dawson	8,300	2,830	37,530 00	4,495	72	1,125	300	1,305 50	785 60	325	1,562 50	20 00	265 00	7 50	161 60	10 00	100
Duncan	110	530	1,617 50	328						85	295 00	17 50	29 50				
Sixtymile	60	190	1,320 00	124		75				30	10 00					23 00	
Totals	8,470	3,610	40,467 50	4,947	72	1,200	300	1,305 50	785 60	440	1,867 50	37 50	294 50	7 50	161 60	33 00	100



SESSIONAL PAPER No. 25

## COMPARATIVE STATEMENT.

RETURNS Gold Commissioner's Office, Dawson, Y.T.

	Year ending March 31, 1912.		Year ending March 31, 1913.		Increase, 1913.		Decrease, 1913.	
	\$	cts.	\$	cts.	\$	cts.	\$	cts.
Placer Grants.....	12,760	00	8,470	00			4,290	00
Renewals.....	39,045	00	40,467	50	1,422	50		
Relocations.....	3,120	00	3,610	00	490	00		
Registered Documents Placer.....	4,835	00	4,947	00	112	00		
Abstracts Placer.....	56	00	72	00	16	00		
Water Rights.....	155	00	1,200	00	1,045	00		
Water Power.....			300	00	300	00		
Hydraulics.....	3,449	51	1,305	50			2,144	01
Dredging.....	1,919	19	785	60			1,133	59
Drainage.....	5	00					5	00
Quartz records.....	870	00	440	00			430	00
Quartz registered documents.....	292	50	294	50	2	00		
Quartz certificate of work.....	2,062	50	1,867	50			195	00
Quartz certificate of partnership.....	55	00	37	50			17	50
Quartz certificate of improvements.....	7	50	7	50				
Quartz lieu of assessment.....	100	00	100	00				
Quartz acreage.....	139	10	161	60	22	50		
Quartz Abstracts.....	7	50	33	00	25	50		
Total.....	68,878	80	64,099	20	3,435	50	8,215	10
Net decrease.....							4,779	60

No. 26c.

## REPORT OF THE CROWN TIMBER AND LAND AGENT.

OFFICE OF THE CROWN TIMBER AND LAND AGENT

OF THE YUKON TERRITORY,

• DAWSON, April 11, 1913.

The Commissioner of Yukon Territory.  
Dawson.

SIR,—I have the honour to submit herewith my report for the fiscal year ending March 31, 1913, and the following statements:—

1. A statement, in duplicate, of the revenue collected from royalty on lumber and wood cut on timber berths, dues paid in connection with timber permits, seizure dues on wood and lumber cut in trespass, and hay permits.

2. A statement, in duplicate, of the revenue collected in the Dominion Lands Branch of this office from royalty on coal, sales of land, rentals of land, registration fees, homestead entries, and fees in connection with coal lands.

These statements show a small increase in the Dominion Lands Branch, and a considerable decrease in the Timber Branch compared with last year. This decrease is accounted for as follows:

The Yukon Sawmill Company, the only sawmill in operation in this end of the territory, carried over a large supply of logs from last year on which royalty or dues

4 GEORGE V., A. 1914

were paid in the fiscal year ending March 31, 1912. A great deal of the wood hauled to Dawson during the past winter was cut under renewal of permits issued in 1911 and 1912, and on which dues were paid during these years.

The supply of wood available for domestic use in Dawson at the present time is very limited; coal has, to some extent, taken the place of wood for domestic purposes.

Frequent inspection of the wood camps in the vicinity of Dawson is now made by the timber inspector, and a careful check kept on all such operations. There is very little difficulty in checking the operations along the Yukon and tributaries thereof above Dawson, inasmuch as the steamboats make returns to this office of the wood purchased on each trip, and as practically the only other market for wood is at Dawson, the rafts brought down the river are checked on their arrival here.

Many thousand cords of wood cut on timber berths are being sold each year to the Yukon Gold Company and other mining operators, on which, according to the prevailing practice, no royalty is charged.

Investigations carried on during the summer of 1912 under your direction, have shown beyond doubt that in former years the Crown has suffered great loss of revenue on account of incorrect returns of operations on timber berths and other trespassing on Crown Lands.

Disastrous timber fires occurred along the Stewart and Yukon rivers during the summer of 1912, large areas of standing timber being completely ruined. The origin of these fires is difficult to trace; the operators themselves attribute them to the carelessness of campers in not extinguishing camp fires.

Six homestead entries were granted during the fiscal year. A great number of inquiries have been made at this office by persons desirous of clearing and cultivating a few acres of land, for permission to purchase the land, which, under existing regulations, cannot be done.

Your obedient servant,

G. B. MACKENZIE,

*Crown Timber and Land Agent.*

## SESSIONAL PAPER No. 25

## CROWN TIMBER BRANCH.

	Royalty.	Timber Permits.	Timber Seizures.	Hay Permits.	Totals.
1912.	\$ cts.	\$ cts.	\$ cts.	\$ cts.	\$ cts.
April.....	479 50	317 36	15 00	106 00	812 46
May.....	353 25	170 50	24 00	5 00	653 75
June.....	390 65	2,503 56	3 75	33 00	2,902 96
July.....		501 75	69 00		603 75
August.....		183 00	39 00		222 00
September.....	600 00	492 77	149 50		1,242 27
October.....	316 80	972 75	66 00		1,355 55
November.....	109 56	702 50	7 25		819 31
December.....	56 00	686 00	214 00		956 00
1913.					
January.....	376 81	341 00	181 25		899 06
February.....		232 50			232 50
March.....		206 25	13 50		219 75
Total.....	2,682 57	7,310 54	782 25	144 00	10,919 36

Total receipts, 1911-1912..... \$17,566 94  
 " " 1912-1913..... 10,919 36

Net decrease, 1912-1913..... \$6,647 58

Certified correct,

FRANK BROCK,

Accountant.

## CROWN TIMBER BRANCH.

	Land Rentals.	Land Sales.	Office Fees.	Survey Fees.	Home-steads.	Application Coal Lands.	Rental Coal Lands.	Coal Royalty	Totals.
1912.	\$ cts.	\$ cts.	\$ cts.	\$ cts.	\$ cts.	\$ cts.	\$ cts.	\$ cts.	\$ cts.
April.....	2,326 13	16 00	2 00		10 00				2,354 13
May.....	1,505 58		6 00		20 00				1,531 58
June.....	1 72	10 00	50		10 00				22 22
July.....	140 48		4 50			10 00	440 00	100 00	694 98
August.....	258 67	243 71							502 38
September.....	25 28		7 25					100 00	132 53
October.....	361 34		15 00						376 34
November.....	16 00								16 00
December.....	53 53	10 00						869 11	932 64
1913.									
January.....	101 48	25 00	4 00		20 00				150 48
February.....	177 07	125 00							302 07
March.....		1,273 00	2 00						1,275 00
	4,967 28	1,702 71	41 25		60 00	10 00	440 00	1,069 11	8,290 35

Total receipts, 1911-1912..... \$8,217 74

" " 1912-1913..... 8,290 35

Net increase, 1912-1913..... 72 61

Certified correct,

FRANK BROCK,

Accountant.

4 GEORGE V., A. 1914

## No. 26d.

## REPORT OF THE COMPTROLLER.

COMPTROLLER'S OFFICE,

DAWSON, Y.T., April 9, 1913.

The Honourable GEORGE BLACK,  
Commissioner of the Yukon Territory,  
Dawson, Y.T.

SIR,—I have the honour to submit the annual report of the Comptroller's office for the fiscal year ending March 31, 1913.

Under the appropriation through the Department of the Interior, 'Administration of the Yukon Territory,' the expenditure amounted to \$136,999.56, as shown by the monthly statements and vouchers forwarded to the Department.

The expenditure on account of the Department of Justice was \$15,461.38, monthly returns being made to that Department.

Under the Letter of Credit account, Department of Public Works, for the maintenance and repairs of public buildings in the Yukon Territory, the expenditure was \$61,999.81.

The expenditure on account of the Department of Indian Affairs for the relief of sick and destitute Indians in the Yukon Territory was \$9,998.54.

The royalty export tax collected in the Territory for the year ending March 31 amounted to \$125,460.52; collected at Dawson \$124,898.46; Whitehorse, \$557.76, and Forty-Mile \$4.50. This is an increase of about \$25,000 over last year's collections and with the addition of the two new dredges under construction, one of which is practically ready for operating and the other will be working this season, a further increase may be looked for this year.

The revenue from free certificates issued to exporters of gold from Alaska was \$105—collected at Dawson, \$93; and Whitehorse, \$22.

The revenue collected in the Gold Commissioner's office on account of mining dues amounted to \$64,099.20; and in the Crown Timber and Land Agent's office on account of Crown Timber, \$10,919.36, and Dominion Lands, \$8,290.35. The revenue from these various sources was deposited in the Dominion Revenue Trust Account in the Canadian Bank of Commerce, daily as received, and drafts purchased weekly in favour of the Receiver General and forwarded to the Department. Weekly statements of these various sources of revenue, with the counterfoils, were checked in this office and transmitted to the Department; and monthly summaries were also checked and transmitted.

The revenue in the Registrar's office on account of land titles fees for the year ending March 31, amounted to \$1,241.25, which was deposited daily in the Dominion Revenue Trust account as received, and drafts purchased weekly in favour of the Receiver General and forwarded to the Department. Monthly statements in duplicate were also checked in this office and forwarded to the Department.

The revenue from the sale of Yukon Territorial Court law stamps amounted to \$1,979.15.

I have the honour to be, Sir,  
Your obedient servant,

G. A. MACLEAN,  
Comptroller.

SESSIONAL PAPER No. 25

## No. 26e.

## REPORT OF THE DIRECTOR OF SURVEYS.

Dawson, Y.T., April 1, 1913.

The Honourable GEORGE BLACK,  
Commissioner of the Yukon Territory,  
Dawson, Y.T.

SIR,—I have the honour to submit the following report of the Yukon Survey Office for the fiscal year ending March 31, 1913.

## FIELD WORK.

With a liberal appropriation for field surveys at my disposal, I was enabled to accomplish considerably more of this work than has been done for some years past. As there was no other surveyor available for the work in the northern end of the territory, I took charge of a party myself to make what surveys were needed north of Selkirk. In the southern end of the territory the necessary surveys were given under contract to H. G. Dickson, D.L.S., of Whitehorse.

The first work of the season was the running of a short piece of new base line on lower Sulphur to replace that portion which left the creek and cut across the Dominion flats to join the Dominion base line. I left Dawson on April 3, established this portion, and returned April 6. The new line was made to follow closer to the creek to its junction with Dominion. The returns have been advertised without protest, and I think the new line has been found more satisfactory to the miners of that section.

A few days were spent at odd times in examining the condition of base lines on various creeks. Some angle posts that appeared likely to be disturbed by mining operations, were referenced in by posts placed in safer positions. Apparently some miners are careless in respect to such posts, and wantonly remove them on slight excuse. These posts are established at great expense and it is a criminal offence to remove or disturb them. Besides which, the boundaries of all claims adjacent to a base line are governed by that line, so that the loss of posts on such line lessens the miner's protection of his own claim. If at any time a base line post proves to be in the way of mining operations, it should, of course, be removed, but only on instructions from this office.

On June 16 I left by steamer for Whitehorse to arrange for work in the south end. At Carmacks I connected the Carmacks-Jarvis River reference traverse with our astronomical pier there. At Whitehorse I arranged with Mr. Dickson for the survey of base lines on Nansen creek, where considerable mining activity was in progress. From Whitehorse I drove to Jarvis river and inspected a portion of Mr. Dickson's reference traverse of 1911. I found his work to have been done in a very satisfactory manner. From Jarvis river I drove to Silver City, Lake Kluane, to inquire for the mining recorder the demand, if any, for surveys on creeks in that vicinity. No immediate surveys were deemed necessary by him. Dawson was reached on the return trip on July 6.

On July 10 I left with a full party to survey a base line on Tenmile creek, as the concession on that creek was being thrown open for staking. A traverse line was also run from the mouth of Tenmile, down the Sixtymile, to the Yukon, connecting with surveys at Ogilvie.

4 GEORGE V., A. 1914

The next work was the survey of base lines on Scroggie creek and tributaries, Stevens, Mariposa, Clarke, Walhalla, Alberta and Sharpe, with connections to Stewart River traverse and Barker Creek base lines. Considerable prospecting was being done on these creeks, and on 16 above on Scroggie, work had reached a stage of very successful mining.

From Scroggie creek I moved up Stewart river to the mouth of Clear creek, and ran a traverse from that point across country to the Klondike river at the mouth of Flat creek, a distance of fifty miles. This work was completed and my party disbanded in Dawson on October 10. In November I surveyed three miles of base line on Minto creek, from Minto lake to the mouth of Highet creek, on petition from miners in that locality. In running these base lines I have noticed that the majority of stakers fail to comply with the regulations in respect to cutting out the line between their posts.

Mr. Dickson's work included base lines on Nansen creek and tributaries, Summit, East Fork, South Fork, Courtland, Slate, Rusk, Discovery Pup, Eliza, Shaw, Cabin, Dolly, Webber, Center and Newbauer, and on Victoria creek and tributaries, Dome and Back, together with connecting traverses. Later he was given a winter contract for the survey of a reference traverse on the Ibex river, which he completed in January, 1913.

A summary of the work shows:—

	Miles.
Base lines by H. G. Dickson. . . . .	37.13
Base lines by F. H. Kitto. . . . .	61.34
Traverses by H. G. Dickson. . . . .	44.07
Traverses by F. H. Kitto. . . . .	60.41
	<hr/>
Year's surveys. . . . .	202.95

#### OFFICE WORK.

(a) *Staff*.—The staff remains as re-organized on July 1, 1911, viz., two draughtsmen, T. J. Boond and J. E. DesLaurier.

(b) *Returns of Survey received*.—Attached herewith is a schedule showing returns of surveys received, examined, approved and filed, during the year. It will be noticed that they include returns of surveys made in 1906 by Mr. Gibbon. The Minto base line and Stewart-Klondike traverse returns are in course of preparation. A summary of returns received shows:—

Placer claims. . . . .	30
Group lots. . . . .	7
Timber berths. . . . .	1
Traverses. . . . .	75.54 miles.
Base lines. . . . .	130.24 "

(c) *Plans and Notes filed*.—An examination of our records made last year revealed the fact that they were very incomplete, many surveys having been made and approved of which we have no returns. A request for duplicate returns of such surveys was made to Ottawa with the result that, together with what we were able to locate ourselves, the shortage in the records has been made good.

Together with new returns the filing shows:—

New plans filed. . . . .	20
New notes filed. . . . .	20
Old plans filed. . . . .	71
Secondary plans filed (not official). . . . .	14

## SESSIONAL PAPER No. 25

(d) *Correspondence.*—The correspondence consisted of:—

Letters received. . . . .	96
Letters sent. . . . .	94
	<hr/>
Total. . . . .	190

(e) *Odd work.*—This work was nearly all done for other government offices without charge. The public paid \$16.25 for blue prints and \$5.00 for iron survey bars.

Blue prints made. . . . .	306
Tracings made. . . . .	46
Sketches made. . . . .	114
Descriptions written. . . . .	22
Maps mounted. . . . .	18

(f) *Maps.*—The head office in Ottawa has undertaken to issue accurate maps of as much of the Yukon Territory as it is possible to cover from survey returns available. The system adopted is the sectional sheet or new group system, which extends in uniformity over the entire Dominion. Each sheet issued is about 24 x 34 inches in size and covers an area of about 16 x 21 miles on a scale of one mile to an inch. Eight of these sheets in the Dawson vicinity, and five in the Whitehorse vicinity are already published, copies of which may be obtained from this office. We are giving every assistance possible to the head office in the preparation of these maps. Some scattered connection surveys will be required for this purpose during the coming summer. In addition to these maps the Geological Survey Branch have kindly supplied this office with several of their maps and reports for distribution.

(g) *Office improvements.*—Through the kindness of the Surveyor General, E. Deville, LL.D., the office was supplied with a technical library of fifty valuable volumes, which are being found of great service. He is also sending in addition draughting equipment, including a draughting machine of latest model.

(h) *Visit to Head Office.*—During the winter I made a trip to Ottawa and spent six weeks in the office of the Surveyor General. The whole question of Yukon surveys and mapping was taken up and discussed thoroughly.

Some of our surveys are of local interest only, but the bulk of them concern the Federal offices in Ottawa, and all of them are required for mapping purposes. My object was to keep in touch with the Surveyor General's office, to obtain advice and assistance along the technical lines, to keep the necessity and importance of our work before the Head Office and to arrange for the carrying out of work common to both offices without conflict or overlapping. I found the Surveyor General and his officers most willing and anxious to lend me every assistance possible in the carrying out of the Yukon work, and I feel well repaid for the time spent on this mission.

I have the honour to be, sir,  
Your obedient servant,

F. H. KITTO, D.L.S.

*Director of Surveys.*

SCHEDULE  
Showing returns of Surveys received from April 1, 1912, to March 31, 1913.  
I.—GROUP LOTS.

Lot No.	Group.	Claimant.	Date of Survey.	Surveyor.	Area in Acres.	Approved by Commissioner.	Remarks.
339	2	Otto J. Kashaer.	1912	F. H. Kitto.	49.53	June 14, 1912	Onnecia M. C.
350	2	R. B. Devlin	1912	C. W. MacPherson	40.00	Oct. 8, 1912	Surface Lot.
363	2	Ananda Savory.	1912	F. H. Kitto	51.65	Nov. 30, 1912	Virgin M. C.
364	2	"	1912	"	50.23	" 30, 1912	Virgin No. 2 M. C.
121	6	W. J. Fleming.	1912	H. C. Dickson.	51.65	Oct. 8, 1912	Empire No. 2 M. C.
122	6	"	1912	"	31.28	" 8, 1912	Black Rock M. C.
123	6	"	1912	"	29.08	" 8, 1912	Suburban M. C.

II.—PLACER CLAIMS.

Claim.	Creek.	Claimant.	Date of Survey.	Surveyor.	Approved by Commissioner.	Remarks.
18 to 23 incl. above.	Bonanza	Yukon Gold Company.	1912	C. W. MacPherson	May 14, 1912	
2 and 3	Gauvin Gulch.	"	"	"	"	
Ogburn Hill.	Bonanza	"	"	"	"	
66 to 71 incl. below	Humber	"	"	"	May 29, 1912	
Ogburn Hill.	"	"	"	"	"	
Gordon	"	"	"	"	"	
Lea	"	"	"	"	"	
Miller	"	"	"	"	"	
J. Henderson Hill.	"	"	"	"	"	
G. Henderson	"	"	"	"	"	
Morrison	"	"	"	"	"	
Ritchie Bench.	"	"	"	"	"	
Hovess Bench.	"	"	"	"	"	
Nicholson Bench.	"	"	"	"	"	
McKee Bench.	"	"	"	"	"	
Waddell Bench.	"	"	"	"	"	
McTaggart Bench.	"	"	"	"	"	
McFarlane Bench.	"	"	"	"	"	
16 below.	Bonanza	"	"	"	Oct. 8, 1912	



SESSIONAL PAPER No. 25

III.—BASE LINES.

Survey.	Length in Miles.	Date of Survey.	Surveyor.	Approved by Commissioner.	Remarks.
Sulphur Creek	1.03	1912	F. H. Kitto	April 18, 1912	Trib. of Dominion.
Ten Mile Creek	7.30	"	"	Dec. 2, 1912	Trib. of Sixty-mile.
Scroggie "	24.55	"	"	Feb. 12, 1913	Trib. of Stewart.
Stevens "	4.99	"	"	"	Trib. of Scroggie.
Mariposa "	4.15	"	"	"	"
Clarke "	0.50	"	"	"	"
Walhalla "	11.93	"	"	"	"
Alberta "	1.50	"	"	"	Trib. of Walhalla.
Sharpe "	1.96	"	"	"	"
Nansen "	7.29	"	H. G. Dickson	Mar. 28, 1913	Trib. of Nising.
Summit "	1.14	"	"	"	Trib. of Nansen.
East Fork, Nansen Creek	1.73	"	"	"	"
South Fork "	0.86	"	"	"	"
Courtland Creek	0.72	"	"	"	"
Slate Creek	1.87	"	"	"	"
Rusk Creek	0.85	"	"	"	"
Discovery Pup	2.47	"	"	"	"
Bliza Creek	0.40	"	"	"	"
Shaw "	0.44	"	"	"	"
Cabin "	1.89	"	"	"	"
Dolly "	1.00	"	"	"	"
Webber "	2.00	"	"	"	"
Center "	0.72	"	"	"	"
Newbauer Creek	1.52	"	"	"	"
Victoria	5.89	"	"	"	Trib. of Nising.
Back "	3.37	"	"	"	Trib. of Victoria.
Dome "	2.97	"	"	"	"
Barker "	15.05	1906	James Gibbon	Mar. 25, 1913	Trib. of Stewart.
Fifty-one Pup.	2.69	"	"	"	Trib. of Barker.
McKae Creek	3.06	"	"	"	"
Agate "	3.07	"	"	"	"
Preacher "	6.31	"	"	"	"
Iron "	4.62	"	"	"	"
	130.24				

SCHEDULE showing returns of Surveys received from April 1, 1912, to March 31, 1913.—*Continued.*

IV.—TRAVERSSES.

Survey.	Length in Miles.	Date of Survey.	Surveyor.	Approved by Commissioner.	Remarks.
Scroggie, tie to Stewart.	0.18	1912	F. H. Kitto	Feb. 12, 1913	
Stevens, tie to Barker.	2.62	"	"	"	
Sixty-mile, tie to Yakon.	6.94	"	"	Dec. 2, 1912	
Nansen, tie to Victoria.	0.44	"	H. G. Dickson	Mar. 28, 1913	
Nansen, tie to Aishulik.	12.48	"	"	"	
Tie reference.	31.15	"	"	"	
Barker, tie to signals.	0.75	1906	James Gibbon	Mar. 25, 1913	
Stewart River.	20.98	"	"	"	
	75.54				

V.—MISCELLANEOUS.

Survey.	Area.	Date of Survey.	Surveyor.	Approved by Commissioner.	Remarks.
Timber Berth No. 143	640 acres.	1912	F. H. Kitto	Oct. 31, 1912	Surveyed for J. L. Abbe.

SESSIONAL PAPER No. 25

## No. 26f.

## REPORT OF THE ASSISTANT GOLD COMMISSIONER.

OFFICE OF THE ASSISTANT GOLD COMMISSIONER,

WHITEHORSE, Y.T., May 15, 1913.

GEORGE BLACK, Esq.,

Commissioner of the Yukon Territory,  
Dawson, Y.T.

SIR.—I beg to submit the following report respecting operations of all kinds within the Whitehorse Mining and Dominion Lands district, embracing practically the whole of Southern Yukon, for the fiscal year ending March 31, 1913. The attached tables, numbered 1, 2 and 3, show the total collections for the year from the Whitehorse, Conrad and Klwane offices respectively.

## WHITEHORSE DISTRICT.

As forecasted in my previous annual report, quite extensive operations have been carried on throughout the year by the Atlas Mining Company upon four important claims in the Whitehorse copper belt. These are the 'Pueblo,' 'Grafter,' 'Best Chance' and 'Valerie.' On the three latter only development work was done; but on the 'Pueblo,' while development on an extensive scale has steadily proceeded upon all sections of the large ore body, ore shipments have been continuous. These shipments have averaged about 800 tons per week, or over 40,000 tons since the mine was started up about the end of March, 1912. This is highly satisfactory, particularly in view of the fact that the machinery of the mine was not at first in such a state of efficiency as to always run smoothly.

The main shaft on this claim has been sunk to a depth of 240 feet. There are also an incline of 60 feet and two drifts on the 200 foot level of 100 feet and 80 feet respectively, besides several smaller cuts. The government diamond drill has also been at work on this claim and has sunk a number of holes from the 200-foot level and I believe has found the ore continuous everywhere. The drill is now at work in the creek bed west of the main shaft, and has found ore within 60 feet of the surface. The shaft has heretofore been considered the western limit of the ore body. Between 75 and 130 men have been steadily employed and the mine seems to have been efficiently managed. It is pretty certain that the output for the coming year will be large. There is abundance of ore and the facilities for taking it out are rapidly becoming efficient.

Work on the 'Grafter' and 'Valerie' was continued until recently with varying success, but both claims have now been shut down. I understand that several thousand tons of rich ore have been blocked out on the 'Grafter' but the company do not appear to have wished to mine and ship this under present conditions. Both these claims are practically in the condition described in my report of November 1 last.

In the other portions of the district nothing beyond the ordinary assessment work has been noted in connection with mining, nor has there been any special development in other directions, if we except what promises to be a movement towards the breeding of fur-bearing animals in captivity. Several small industries of this kind are projected and it does not seem unlikely that some of these may meet with success. The most noteworthy of these is the fox ranch of Mr. Carl Faulk at Carcross, where quite a few foxes of good breed are successfully maintained.

4 GEORGE V., A. 1914

A stampede of some consequence took place to the south end of Teslin lake late in the winter. The territory involved is in the province of British Columbia and nothing will lead to something tangible, and in that event the large and unexplored section of the Yukon adjacent may afford a share of the productive development that is hoped for. Yukon adjacent may afford a share of the productive development that is hoped for. The country is all known to be gold-producing, and it is generally believed that if thoroughly prospected some placer deposits of value would surely be discovered.

I attach a full report of the Kluane district, from Mr. A. D. MacLennan, Mining Recorder there.

Your obedient servant,

**R. C. MILLER,**  
*Assistant Gold Commissioner.*

TABLE No. 1.

STATEMENT showing the collections made in the office of the Assistant Gold Commissioner and of the Crown Timber and Dominion Lands Agent, Whitehorse, Y. T., during the fiscal year, 1912-13.

Month.	Mining Dues.										Timber and Land Dues.				Gold Export Tax.		Total 1912-13.	Total 1911-12.	
	Placer.					Quartz.					Receivables.	Timber.	Homesteads.	Royalty.	Free Gold.	(Name Licenses.			
	Grants.	Relocations.	Renewals.	Registered documents.	Grants.	Certificate of work.	Certificate of partnership.	Payment of Lien.	Registered documents.	Acree and Crown Grants.									Receipts.
\$ cts.	\$ cts.	\$ cts.	\$ cts.	\$ cts.	\$ cts.	\$ cts.	\$ cts.	\$ cts.	\$ cts.	\$ cts.	\$ cts.	\$ cts.	\$ cts.	\$ cts.	\$ cts.	\$ cts.	\$ cts.		
1912																			
April.....	10 00		50 00	44 00	85 00	2 50	2 50		70 00		2,355 00	198 50						2,815 00	337 25
May.....			10 00	6 00	50 00	17 50	2 50		30 50	260 07	140 00	69 25	50 00					605 82	3,060 00
June.....	20 00		80 00	42 00	15 00	87 50			7 50		211 45				1 00			482 61	1,828 18
July.....			50 00	5 00		30 00	2 50	300 00	9 00			205 00	10 00	123 69				735 19	1,975 98
August.....			230 00	12 00	10 00	7 50		200 00	38 00	68 40		5 00						1,068 01	1,900 85
September.....	80 00		50 00	8 00	10 00	12 50		300 00	11 50		412 50	55 00			49 91	6 00	400 00	728 44	1,986 30
October.....			60 00	13 00	5 00	2 50						21 75			124 79	8 50		681 29	2,366 79
November.....				9 00		12 50					1 11	55 00	10 00		135 62			181 87	905 37
December.....			20 00			5 00									15 00			106 11	152 75
1913																			
January.....											12 15			10 00	1 25			48 40	394 42
February.....														215 00	20 09			262 59	391 88
March.....																		7 50	87 50
Totals.....	30 00	104 00	550 00	146 50	190 00	190 00	7 50	830 00	169 00	328 47	3,134 21	827 50	70 00	557 56	22 00	600 00		7,722 74	13,887 36
Number of Receipts.....	10	41	63	38	62	8	7	10	6	382	12	15	7	44	31	6			619

TABLE No. 2.

STATEMENT Showing the Collections made in the Office of the Mining Recorder for the Conrad District during the Fiscal Year ending March 31, 1913.

Month.	Quartz Mining Dues.						Totals.	Totals.						
	Certificate of Work.		Certificate of Partnership.		Payment in Lien.		Registered Documents.	Acreage and Crown Grants.	Grants.	1912-13.	1911-12.			
	%	cts.	%	cts.	%	cts.	%	cts.	%	cts.	%	cts.		
1912														
April	5	00	2	50						7	50	15	00	
May	15	00				15	00			30	00	75	00	
June	10	00						5	00	15	00	42	50	
July	25	00						15	00	40	00	95	00	
August	85	00			200	00	2	50	25	00	312	50	262	50
September	50	00				17	50		25	00	92	50	337	50
October	7	50				5	00				12	50	22	50
November	3	00			100	00	15	00	118	01	238	01	160	00
December	2	50				22	50		37	58	62	58	45	00
1913														
January						2	50				2	50	5	00
February						2	50				2	50	315	00
March						17	50				17	50	59	15
Totals.	205	00	2	50	300	00	100	00	155	59	70	00	833	09
No. of Receipts	82		1		3		23		8		14		131	

SESSIONAL PAPER No. 25

TABLE No. 3.

STATEMENT Showing the Collections made in the Office of the Mining Recorder for the Kluane District during the Fiscal Year ending March 31, 1913.

Month.	Placer Mining Dues.				Quartz Mining Dues.		Totals.	Totals.
	Grants.	Relocations.	Renewals.	Registered Documents.	Grants.	Certificate of Work.	1912 13	1911 12
1912	¢	cts.	¢	cts.	¢	cts.	¢	cts.
April		20 00	20 00				40 00	112 50
May			20 00	37 00			57 00	90 00
June		30 00	90 00				120 00	45 00
July			140 00	20 00			160 00	162 00
August			200 00				200 00	79 50
September			10 00				10 00	225 00
October		20 00	120 00		5 00		145 00	10 00
November		10 00					10 00	4 60
December		10 00	90 00	3 00		15 00	118 00	180 00
1913								
January		30 00	10 00	2 00		32 50	74 50	110 00
February		10 00					10 00	20 00
March	130 00	30 00	30 00			5 00	195 00	100 00
Totals	130 00	160 00	730 00	62 00	5 00	52 50	1,139 50	1,138 00
Receipts	13	16	73	12	1	14	129	160

No. 26g.

## REPORT OF THE MINING RECORDER.

OFFICE OF THE AGENT TO THE MINING RECORDER,  
KLUANE, Y.T., April 1, 1913.R. C. MILLER, Esq.,  
Assistant Gold Commissioner,  
Whitehorse, Y.T.

SIR,—In compliance with your instructions as contained in your letter of February 19 I beg to submit the following summary report on the Kluane mining district during the year ending March 31, 1913.

## QUARTZ.

The work done on the different quartz claims was in most instances limited to the required representation. While the work done was limited, as must necessarily continue to be until transportation facilities are easier, it was such as would to best advantage open up the properties and demonstrate whether or not the ore bodies were sufficient in extent and value to justify the continued holding of the properties. In no case was much work done and no ore was shipped.

4 GEORGE V., A. 1914

The group of quartz claims, situated on the Jarvis river, owned by Charles R. Pugsley and associates, make a very good showing for the work done.

These properties will be surveyed and Crown grants applied for in the near future. At present transportation is too high to justify the shipping of ore from any of these properties.

The group of quartz claims, on Burwash creek, held by the Jacquot Bros. and Petrel, also make a very good appearance for the work done. These properties are sufficiently developed to soon become working mines, were transportation facilities into the district better and cheaper. The high cost of transportation will for several years retard the more extensive development of the quartz properties of the Kluane district.

During the year certificates of work were issued for fourteen claims, and one new location made.

#### PLACER.

Placer mining was very seriously retarded last season by a general shortage of water on all of the creeks in the Kluane district. The snow fall during the winter of 1911-1912 was very light, the summer cold and dry, consequently work was carried on at a very great disadvantage. Last season the Ventura Mining Company bought a number of claims on Fourth of July creek and installed a small hydraulic plant. This company gave employment to about fifteen men from March 1 to August 1, when on account of lack of water they closed down for the season.

The work accomplished was very limited but sufficient to satisfy the company that they were justified to continue operations. During the past winter they have cut logs for flume lumber and made other preparations for continuing work during the coming season.

The outlook for a more abundant water supply is very favourable, the snow fall being much heavier during the past winter than it was a year ago.

On claim No. 76 above discovery on Fourth of July creek three men worked all last season sluicing and had very fair returns for work done.

The greater part of Fourth of July creek is known to be too deep to be successfully worked by small operators, and up to the present high transportation has discouraged larger operators from entering the Kluane district.

There are undoubtedly large bodies of gold bearing gravels in the Kluane district but they will remain undeveloped till transportation is easier.

What applies to Fourth of July creek applies to almost every creek in the Kluane district on which any work has been done.

#### BURWASH CREEK.

More work has been done on this creek than on any other creek in the Kluane district. The men working on this creek have been handicapped by lack of capital from working on a large scale, and the high cost of living. This creek gives employment to about twenty men all the year round. The dumps washed up last season, while not rich, paid better than wages for the work done. A number of dumps remained unwashed as sufficient water was not available for sluicing.

The owners of No. 60 above the canyon on Burwash and associated claims worked all of last summer putting down a bedrock flume, but the lack of water greatly retarded their work and their return on last season's work was very limited.

During the past winter they have been sinking on the deeper ground and getting out dumps from which they anticipate fair returns. Other owners on Burwash creek have met with practically the same conditions and results.

Work begun last season will be resumed the coming season, and the promise of a more abundant water supply, if fulfilled, should very materially assist in the work attempted.



SESSIONAL PAPER :No. 25

GLADSTONE CREEK.

Only two men worked on Gladstone creek during the past season and they worked under great natural disadvantages, the ground worked being deep and the natural grade to this section of the creek so light that bed-rock could not be reached. The amount of pay gravel hauled was small, but the values sufficient to pay somewhat better than wages.

With easier transportation into the district, and more capital to work, on Gladstone creek should become a good paying creek. The deposits of gravel are extensive and the water supply sufficient for all purposes. The natural conditions for the installation of a hydraulic plant are apparently ideal.

No extensive work was attempted on any of the other creeks of the district during the year, work being limited to required representation.

The renewals and relocations during the year were as follows:—

Creek.	Renewals.	Relocations.
Ally . . . . .	1	1
Arch . . . . .	1	..
Bullion . . . . .	2	1
Burwash . . . . .	41	8
Fourth of July . . . . .	19	4
Gladstone . . . . .	3	14
Sheep . . . . .	..	1
Snyder . . . . .	1	..
Ruby . . . . .	6	..

Your obedient servant,

A. D. MACLENNAN,  
*Mining Recorder.*

No. 27.

REPORT OF THE TIMBER AND GRAZING LANDS BRANCH.

OTTAWA, July 15, 1913.

W. W. CORY, Esq., C.M.G.,  
Deputy Minister of the Interior,  
Ottawa.

SIR,—I beg to submit herewith the report of the Timber and Grazing Lands Branch for the fiscal year ending March 31, 1913.

The revenue derived from Timber, Grazing lands and Hay lands for the year amounted to \$533,968.39, being an increase of \$47,741.18 over the previous year.

At the end of this report will be found statement 'A' which sets out the total revenue of the Branch from its various sources for the year, and statement 'B' showing the Timber revenue by agencies.

Reports from the Crown Timber Agents at Calgary, Edmonton, Prince Albert, Winnipeg, New Westminster and Kamloops, setting out the revenue collected on Dominion Lands within their respective agencies, and other information, are appended hereto. The report of the Inspector of Crown Timber Agencies, whose headquarters are at Winnipeg, and the report of the Inspector of Ranches, are also attached.

4 GEORGE V., A. 1914

The Revenue derived from Timber and grazing lands received at the Crown Timber Agencies above mentioned, together with the ruling price of lumber, the number of mills operated on berths held under license, and the number of portable sawmills in operation, may be summarized as follows:—

Agency.	Total Revenue.	Average price of lumber per M ft. B.M. at Mills.	No. of mills operating under license.	No. of portable mills in operation.
	\$    cts.	\$    cts.		
Calgary . . . . .	26,392 55	17 13	19	21
Edmonton . . . . .	35,980 45	16 67	24	46
Prince Albert . . . . .	63,693 37	18 29	4	16
Winnipeg. . . . .	93,457 45	16 83	27	31
New Westminster. . . . .	58,528 30	14 50	11	.....
Kamloops. . . . .	71,662 08	13 79	7	.....

The returns of operations received show the following quantities of building material as having been manufactured and sold under Government license during the year in the Timber agencies above referred to:—

	Manufactured.	Sold.
Sawn lumber, ft. B.M. . . . .	329,469,767	315,917,874
Shingles. . . . .	49,876,315	19,961,315
Railway ties. . . . .	342,138	342,138
Laths. . . . .	48,372,389	51,987,702

The following material was manufactured and sold on permit berths and portable sawmill berths:—

	Manufactured.	Sold.
Sawn lumber, ft. B.M. . . . .	46,259,635	53,703,666
Railway ties. . . . .	165,908	165,908

The quantity of lumber manufactured and sold within each agency will be found in the agents' reports appended hereto.

SESSIONAL PAPER No. 25

The areas of Timber lands held under license and permit in the provinces of Manitoba, Saskatchewan and Alberta, and in the Railway Belt in the province of British Columbia, on March 31, 1913, were as follows:—

	Under License.	Under Permit.
	Sq. Miles.	Sq. Miles.
Manitoba . . . . .	1,303.20	635.01
Alberta . . . . .	2,167.68	40.73
Saskatchewan . . . . .	2,107.70	289.74
British Columbia . . . . .	1,797.80	5.30
<b>Total . . . . .</b>	<b>7,371.38</b>	<b>970.78</b>

Of the area shown above as held under permit, 35.96 square miles are covered by portable sawmill permits issued on berths of one square mile and under, 8.75 square miles by cordwood permits covering one quarter-section, and 98.79 square miles by permits to cut fire-killed timber.

During the year 80 timber berths were granted, of which 51 were portable sawmill berths, 20 cordwood berths, 8 license berths, and 1 berth covering fire-killed timber.

GRAZING LANDS.

The granting of Grazing leases is confined to the southern portion of the province of Alberta, the southwestern portion of the province of Saskatchewan, and the Kamloops division of the Railway Belt in the province of British Columbia. Leases are granted for such lands only as are reported by the Inspector of Ranches, after inspection, as unfit for agricultural purposes. There are in force 1,737 grazing leases, which include a number of leases issued prior to the granting of leases being restricted to the above described districts. These leases cover a total area of 3,962,870 acres, located as follows:—

Manitoba . . . . .	818
Saskatchewan . . . . .	1,450,077
Alberta . . . . .	2,099,912
Railway belt, B.C. . . . .	412,063
<b>Total . . . . .</b>	<b>3,962,870</b>

OFFICE WORK.

The following is a partial statement of the office work performed at Ottawa during the fiscal year:—

Letters received and recorded (including those pertaining to Irrigation) . . . . .	25,797
Letters sent (exclusive of those pertaining to Irrigation) . . . . .	27,421
Plans and sketches prepared . . . . .	2,410
Cash receipts issued in quadruplicate . . . . .	1,467
Timber and Grazing assignments registered . . . . .	1,467
Berths applied for . . . . .	336
License berths granted . . . . .	8
Portable sawmill berths granted . . . . .	51

4 GEORGE V., A. 1914

Cordwood berths granted. . . . .	20
Fire-killed permit berths granted. . . . .	1
Licenses for timber berths prepared in duplicate. . . . .	694
Instructions issued for survey of Timber berths. . . . .	24
Returns of survey of Timber berths examined and re examined	24
Returns of operating sawmills verified and posted. . . . .	830
Timber permits checked and entered. . . . .	8,856
Ledger accounts kept posted. . . . .	932
Seizures checked and entered. . . . .	206
Fire-guarding accounts posted. . . . .	746
Applications for Grazing Lands received. . . . .	287
Grazing leases issued. . . . .	287
Application for Hay Lands received. . . . .	45
Ledger accounts kept posted (Hay). . . . .	4
Ledger accounts kept posted (Grazing). . . . .	1,737
Hay permits checked and entered. . . . .	2,902

Your obedient servant,

B. L. YORK,  
*Controller.*

## TIMBER AND GRAZING LAND BRANCH.

## STATEMENT of Revenue for Fiscal Year 1912-13.

—	Timber.	Grazing.	Hay.	Registration.	Fire Tax.	Total.
	\$ cts.	\$ cts.	\$ cts.	\$ cts.	\$ cts.	\$ cts.
1912.						
April . . . . .	48,356 93	4,744 62	2,333 85	78 50	2,272 82	57,786 72
May . . . . .	69,385 93	5,977 45	1,765 15	0 50	4,413 26	81,542 29
June . . . . .	36,985 25	4,971 28	1,038 20	.....	42 01	42,136 74
July . . . . .	50,132 92	6,154 82	1,830 05	2 00	1,043 75	59,172 54
August . . . . .	29,028 65	6,690 17	544 60	6 00	397 06	36,666 48
September. . . . .	10,241 02	9,393 68	63 10	.....	13 18	19,710 98
October. . . . .	41,690 21	7,986 05	40 80	27 08	409 39	50,153 53
November . . . . .	27,802 28	6,647 04	15 70	6 00	92 90	34,563 92
December. . . . .	22,718 32	6,678 91	6 00	25 00	79 01	29,507 24
1913.						
January . . . . .	37,255 70	7,805 41	47 80	14 00	116 72	45,269 63
February . . . . .	23,401 03	5,693 16	10 80	11 60	37 86	29,154 45
March. . . . .	38,098 36	6,446 14	9 37	29 49	3,720 51	48,303 87
	434,196 60	79,188 73	7,714 42	200 17	12,668 47	533,968 39

Certified correct,

B. L. YORK,  
*Controller.*

F. LOYER,  
*Clerk in Charge of Accounts.*

SESSIONAL PAPER No. 25

## TIMBER AND GRAZING LAND BRANCH.

STATEMENT of Revenue of Grazing, Hay, Registration, Fire Tax, 1912-13.

Agency.	Grazing.	Hay.	Registration	Fire Tax.	Total.
	\$ cts.	\$ cts.	\$ cts.	\$ cts.	\$ cts.
Battleford.....	10 51	532 07			542 58
" Head office.....		2 20			2 20
Brandon.....	3 20	62 40			65 60
" Head office.....					
Calgary.....	4,075 85	162 45			4,238 30
" Head office.....	4,277 07				4,277 07
Dauphin.....		128 95		7 20	136 15
" Head office.....	200 90				200 90
Edmonton.....		1,363 40	8 60	18 79	1,390 79
" Head office.....		10 00			10 00
Estevan.....	140 34	213 15			353 49
" Head office.....	656 16				656 16
Grand Prairie.....		575 30			575 30
" Head Office.....					
Grouard.....		295 15			295 15
" Head office.....					
Humboldt.....		335 80			335 80
" Head office.....					
Kamloops.....	7,068 26	25 90	28 00		7,122 16
" Head office.....	1,672 15				1,672 15
Lethbridge.....	3,295 11	15 00			3,310 11
" Head office.....	5,736 68				5,736 68
Maple Creek.....	616 90				616 90
" Head office.....	460 68				460 68
Medicine Hat.....	22,937 48	425 50			23,362 98
" Head office.....	10,594 78				10,594 78
Moosejaw.....	2,219 56	820 10			3,039 66
" Head office.....	3,756 39				3,756 39
New Westminster.....	0 72			3 10	3 82
" Head office.....					
Prince Albert.....	14 12	753 45	84 00	47 30	898 87
" Head office.....		10 00			10 00
Red Deer.....		397 50			397 50
" Head office.....					
Regina.....		47 50			47 50
" Head office.....	4 60				4 60
Saskatoon.....	4 57	466 15			470 72
" Head office.....	46 17	2 10			48 27
Swift Current.....	3,714 09	526 70			4,240 79
" Head office.....	7,524 44				7,524 44
Winnipeg.....	10 00	419 15	73 57	137 22	639 94
" Head office.....	148 00				148 00
Yorkton.....		124 50			124 50
" Head office.....					
	79,188 73	7,714 42	194 17	213 61	87,310 93
Fireguarding—Head office.....				12,454 86	12,454 86
Registration— ".....			6 00		6 00
	79,188 73	7,714 42	200 17	12,668 47	99,771 79

B. L. YORK,  
Controller.

Certified correct.

F. LOYER,  
Clerk in charge of Accounts.

4 GEORGE V., A. 1914

## TIMBER, AND GRAZING LAND BRANCH.

## STATEMENT of Revenue of Timber for Fiscal Year, 1912-13.

Agency.	Bonus Under License.	Rental Under License.	Royalty Under License.	Permit Fees, Dues and Rental.	Seizures and Fines.	Total.
	\$ cts.	\$ cts.	\$ cts.	\$ cts.	\$ cts.	\$ cts.
Battleford				251 35		251 35
" Head Office				0 25		0 25
Calgary		2,973 18	10,656 83	1,909 29	361 29	15,900 59
" Head Office		1,976 59				1,976 59
Dauphin				1,467 64	288 30	1,755 94
" Head Office				8 00		8 00
Edmonton	5,647 50	7,780 82	17,515 94	97,734 26	4,187 51	132,866 03
" Head Office		1,608 63		105 00		1,713 63
Estevan				6 75		6 75
" Head Office				0 50		0 50
Grand Prairie				93 45		93 45
Grouard				933 06	249 05	1,182 11
Humboldt				47 60		47 60
Kamloops	6,023 20	16,252 90	33,829 00	4,828 58	440 49	61,374 17
" Head Office		1,493 33		0 25		1,493 60
Lethbridge				79 12	14 15	93 27
Maple Creek				16 00		16 00
Medicine Hat				118 85		118 85
Moosejaw				259 45	3 00	262 45
New Westminster	5,901 35	18,067 91	16,121 11	13,036 80	4,956 71	58,083 88
" Head Office		340 60			100 00	440 60
Prince Albert		8,237 46	43,936 93	6,180 19	3,166 77	61,521 35
" Head Office		1,263 15				1,263 15
Red Deer				312 34		312 34
Regina				1 00		1 00
Saskatoon				46 00		46 00
Swift Current				173 75		173 75
Winnipeg	15,700 88	11,742 32	32,799 31	26,399 34	4,533 23	91,175 08
" Head Office		1,389 99		5 24	100 00	1,495 23
Yorkton				473 67	49 42	523 09
	33,272 93	73,126 90	154,859 12	154,487 73	18,449 92	434,196 60

Certified correct,

B. L. YORK,  
*Controller.*

F. LOYER,  
*Clerk in Charge of Accounts.*

SESSIONAL PAPER :No. 25

## No. 27a.

OFFICE OF THE INSPECTOR OF DOMINION CROWN TIMBER OFFICES,  
WINNIPEG, MANITOBA, April 30, 1913.J. W. GREENWAY, Esq.,  
Commissioner of Dominion Lands,  
Ottawa.

SIR,—I beg to submit my annual report upon the work of my office for the year ended March 31, 1913.

The several branch Crown Timber offices of the Department in the four Western Provinces named for me to inspect were all visited during the year, in some instances more than once. My reports on each inspection made were duly sent forward to you, and, in them, the Department was informed as to the standing of the work. On the whole an improvement was shown in manner of conducting the business of the offices. This would apply both to the inside as well as outside work.

## TRESPASSING.

During the past year upward of 20,000,000 ft. B.M. of lumber was discovered to have been cut in trespass on vacant Dominion Lands by mill operators in different parts of the West. The demand for Timber berths is increasing and competition at sales more active. As a result illegal cutting has become more general. The number of seizures made last year was 296 as against 256 for the previous year. The manufacture and sale of lumber cut on Dominion Lands on licensed berths, during the year, is the largest in quantity of any former year. Full particulars are given in Statement 'B' appended to this report. The stock of logs on hand at the end of the year numbered 5,437,902 pieces which will produce in the manufacture upwards of 350,000,000 ft. B.M. of lumber.

## PORTABLE SAW MILLS.

According to Agency returns, there were 124 of these berths held under permit, during last year, as against 107 during the former year.

One of the conditions in the granting of a Portable Saw Mill Berth requires that the permittee shall only make sale of his manufacture to actual settlers. It has been found difficult, and, in some cases, impossible, to check the practice of sale being made to dealers and others than settlers. Many methods are resorted to in this connection to evade discovery.

Figures are given showing the amount of the manufacture, and sale, of lumber during the year cut under permits, for the trade, in Statement 'B', before referred to.

## REVENUE.

The revenue on account of Timber, Hay and Grazing collected at the several offices amounts to \$527,605.60, as shown in detail in Statement 'A' appended. These figures do not include payments made direct by the Department on account of western business. As compared with the previous year an increase of over \$100,000 is shown.

The Agents are to be commended for the manner in which collections have been made, there being very few overdue accounts outstanding. The receipts of the Edmonton office this year are again swelled by the dues on ties and other railway

4 GEORGE V., A. 1914

construction timber, cut under contractor's permits, for the Grand Trunk Pacific and Canadian Northern Railways, and Edmonton, Dunvegan and British Columbia Railway.

## LUMBER.

As has been customary in past years, I again furnish a statement (as follows) showing the total sales of lumber in the Province of Manitoba, Saskatchewan and Alberta, during the year, together with the figures for the previous year given for comparison.

	Ft. B.M. 1912-13.	Ft. B.M. 1911-12.
From British Columbia Mills (Provincial Lands).	623,325,362	617,674,621
From Western Ontario (Pine) . . . . .	130,000,000	150,000,000
From United States (Free) . . . . .	256,000,000	236,000,000
From United States (Dutiable) . . . . .	55,000,000	47,000,000
Manufactured at Mills in Manitoba, Saskatchewan and Alberta (Spruce) . . . . .	241,946,902	156,110,144
In Railway Belt British Columbia—Dominion Lands—(Fir, Cedar and Hemlock) . . . . .	127,574,638	74,325,379
	<hr/>	<hr/>
	1,433,946,902	1,281,110,144
	<hr/>	<hr/>

In addition to the lumber shipments from the United States there was imported 72,723,000 lath and 89,287 thousand shingles, while there was exported, going to Chicago, 5,183,000. No. 2 Spruce lath, upon which a duty of twenty cents per M. is collected, the American product has free entry into Canada.

The figures given as to quantity of spruce and tamarac lumber sold during the year by mill men operating in the Prairie Provinces can be relied upon as accurate, as they are compiled from their sworn returns. The other figures were secured from official returns and from the two Associations (Wholesale and Retail) representing the lumbermen in the West, and can, I feel, be accepted as being nearly accurate.

I am informed that, as a result of improved conditions in the United States lumber market, very little of the American product is, at present, being shipped to Western Canada. Owing to this fact, prices here have advanced and are higher than for some years past.

It is confidently expected by the British Columbia lumber manufacturers that, with the opening of the Panama Canal, a great impetus will be given to the export trade, and that a profitable market for their products will be found at Atlantic ports in North and South America, and that the export trade to Great Britain and Europe will improve.

The matter of utilizing the waste products at the mills in a profitable manner is receiving the earnest attention of the lumbermen, and experiments are being made with that end in view.

## FOREST FIRES.

Very little damage was done to standing timber during the year by fire. The rainfall in the West was heavy and came at the danger season.

As this is a matter that will be comprehensively dealt with in the reports of the Forestry Branch, I will not enlarge on it.

I append the usual summary statements:

- (a). Work performed and revenue.
- (b). Output of lumber at Mills and Sale thereof.
- (c). Timber authorized to be cut under permits issued.
- (d). Number of Hay Permits issued, tonnage covered thereby and revenue from

same.



SESSIONAL PAPER :No. 25

In the month of August, 1912, Mr. H. W. Clarke, formerly Assistant Agent in the Edmonton office, was transferred to my office as Assistant. Mr. Clarke has proved a most efficient officer, and is doing excellent work in checking up the operations of mill men. Since his appointment, he has covered all the mills in the Kamloops District, and has nearly completed those in the Edmonton District. It is intended that he shall be kept closely employed at that work until all the mills have been visited, and the books and records examined.

Respectfully submitted,

E. F. STEPHENSON,  
*Inspector C. T. Agencies.*

No. 27aa.

REPORT OF THE CROWN TIMBER AGENT AT WINNIPEG.

DOMINION LANDS AND CROWN TIMBER OFFICE,

WINNIPEG, MANITOBA, June, 12, 1913.

J. W. GREENWAY, Esq.,

Commissioner of Dominion Lands,  
Ottawa, Ont.

SIR.—I have the honour to submit the following report in connection with the Winnipeg Crown Timber Office, for the Departmental year ending March 31, 1913. Attached to the report are the following statements, viz.:—

Schedule 'A,' showing the receipts from timber, grazing and hay permits on Dominion Lands.

Schedule 'B,' giving the names of berth-holders operating under license and the extent of such operations.

Schedule 'C,' showing the mills, including portable sawmills, operating under permits. This statement, also, shows the quantity of green and fire-killed timber cut under special permits on Dominion Lands.

Schedule 'D,' furnishing particulars in relation to the general work of the office.

During the past year the revenue collected shows a slight decrease as compared with the preceding year; this is accounted for by the fact that, during the fiscal year ending March 31, 1912, a large amount was collected in connection with special permits issued to cut timber damaged by fire in the spring of 1910. You will observe from Schedule 'D,' however, that the work of the office increased considerably during the past year, due largely to the fact that, the Swamp Lands, including fifty-three timber berths, were taken over last fall from the Provincial Government. The work in connection with settlers' permits, also, materially increased, both on Dominion and School Lands.

In addition to Schedules 'B' and 'C,' the following statement shows the quantity of timber which settlers were authorized to cut under permits on Dominion Lands.

SETTLERS' PERMITS.

Number of free permits issued to settlers. . . . .	956
<i>Quantity authorized:—</i>	
Lumber (feet B.M.) . . . . .	2,092,067
Building logs (lineal feet) . . . . .	472,997
Roof poles . . . . .	20,045
Fence posts . . . . .	93,050
Fence rails . . . . .	55,850
Cords of wood . . . . .	19,029

4 GEORGE V., A. 1914

Settlers' permits and others on which dues were paid. . . . .	498
Lumber (feet B.M.) . . . . .	398,767
Building logs (lineal feet) . . . . .	3,800
Fence posts . . . . .	4,075
Fence rails . . . . .	200
Railway ties . . . . .	9,275
Cords of wood . . . . .	12,107

## CORDWOOD BERTHS.

Number of permits issued on cordwood berths . . . . .	22
Authorizing the cutting of the following quantity of timber, viz.:—	
Cords of wood . . . . .	5,300
Fence posts . . . . .	3,500
Railway ties . . . . .	16,500

## PERMIT BERTHS.

Number of permits issued on permit berths . . . . .	80
Authorizing the holders thereof to cut:—	
Cords of wood . . . . .	50,110
Lumber (feet B.M.) . . . . .	1,350,000
Railway ties . . . . .	500
Fence posts . . . . .	1,500

In addition to the above, three permits were granted to railway contractors, authorizing the cutting of ties for railway construction purposes, covering 45,000 ties; these were renewals of permits previously issued and under which no timber had been cut.

## SEIZURES.

During the year eighty-five seizures were made covering timber cut on Dominion Lands as follows:—

Lumber (feet B.M.) . . . . .	416,354
Logs (lineal feet) . . . . .	12,676
Fence posts . . . . .	15,574
Railway ties . . . . .	8,960
Cords of wood . . . . .	2,908½
The dues, including expenses charged in connection with these seizures, amounted to . . . . .	\$3,485.10

## HAY PERMITS.

Number of Hay permits on Dominion Lands . . . . .	175
Tons of hay covered thereby . . . . .	3,650

The general work of the office was much heavier than in any preceding year, but was, however, at all times kept well in hand, although no addition was made to the staff, excepting that Mr. J. P. McDougall, attached to the outside staff, was for a time during the latter part of the winter, engaged in assisting at clerical work in the office. I am pleased to testify to the efficient and conscientious manner in which the members of the staff have discharged their duties.

Your obedient servant,

ANDREW FREEMAN,  
*Crown Timber Agent.*

SESSIONAL PAPER No. 25

SCHEDULE A.—Statement of Receipts from Crown Timber Agency at Winnipeg for Fiscal Year ending March 31, 1913.

Month.	Bonus under License.	Ground Rent under License.	Royalty Dues under License.	Permit Fees, Dues and Rental.	Seizures.	Grazing Lands Rentals.	Hay Permits, Fees and Dues.	Fire Guarding Fees.	Totals.	Remarks.
	\$ cts.	\$ cts.	\$ cts.	\$ cts.	\$ cts.	\$ cts.	\$ cts.	\$ cts.	\$ cts.	\$ cts.
1912.										
April		864 06	2,064 97	2,481 70	1,918 25	1 10			7,340 88	10 00 registration fee included.
May	2,075 00	3,132 10	833 96	3,267 33	469 71		262 15	61 61	12,112 08	
June	4,184 81	1,922 61		894 70	21 50		29 80		6,973 42	
July	3,132 44	3,147 30		2,078 68	197 00	4 45	102 60	5 29	10,453 65	
August	1,029 50	121 69	7,362 63	575 80	278 50		26 50	53 30	9,442 92	
September		990 60	187 77	2,499 45	115 24		4 10		3,797 16	
October		1,366 41	4,107 47	3,070 86	379 00				8,918 52	25 08 "
November		47 55	4,914 65	885 95	698 25				6,548 40	2 00 "
December	1,670 00	47 50		2,741 00	139 50			17 11	4,625 11	19 00 "
1913.										
January			8,550 54	1,952 53	204 24	4 45			10,719 76	8 00 "
February		14 10	1,867 84	2,881 39	144 24				4,910 57	3 00 "
March	3,539 13	67 60	1,072 49	1,159 73	66 80				5,912 24	6 49 "
Totals	15,700 88	11,742 32	32,799 31	26,399 34	4,533 23	10 00	419 15	137 22	91,815 92	73 57 "
Collected at Head Office—										
1912.										
April										
May			663 00		100 00				763 00	
June			500 85						500 85	
July			25 00						25 00	
August				5 24					5 24	
September						99 20			99 20	
October									5 21	
November		186 14							186 14	
December		50 00				45 00			50 00	
1913.										
January			25 00						25 00	
February										
March										
Totals		1,389 99		5 24	100 00	147 20			1,642 43	
Grand total	15,700 88	13,132 31	32,799 31	26,404 58	4,633 23	157 20	419 15	137 22	93,457 45	73 57 registration fee included.

4 GEORGE V. A 1914

## SCHEDULE B.—Showing the sawmills operating within the Winnipeg Agency

No.	Mill Owner.	Location of Mill.	Birth No.	Kind of Power.
1	Burrows, T. A.	Grandview	571A	Steam
2	"	Birch River	986	"
3	"	"	992	"
4	"	"	1129	"
5	Bank of Ottawa	Durban	1148	Steam
6	"	Prairie River	960	"
7	Bjornson, Hall	Icelandic River	1259	"
8	Caverly Bros	17-28-28 W 1	1790	"
9	Canadian Bank of Commerce	Mafeking	1101	"
10	Dagg, Jas. F.	29-25-4 E 1	1685	"
11	Dart, Jas. A.	West of Goose Island	1923	"
12	Davis, T. O.	No mill	1799	"
13	Dauphin Lumber Co.	Grandview	575	Steam
14	Dutton, W. P.	Green bush	1597	"
15	"	"	1713	"
16	Galloway, Roper	(No mill)	1388	"
17	Gunn, John	Point du Bois	1545	Steam
18	Hollday, Robt	Deer Island	1278	"
19	Imperial Bank of Canada	Mouth of Bad Throat River	516	"
20	Jefferson, W. D.	21-21-1 E.	1961	"
21	"	"	1127	"
22	"	"	1256	"
23	Moore, E. D.	Rivertown	1245	Steam
24	Matchenbacker Bros.	Mafeking	1672	"
25	McArthur Co., Ltd., J. D.	Lac du Bonnet	1013	"
26	"	"	1189	"
27	McArthur, Peter	Graves Point	824	Steam
28	"	"	838	"
29	"	"	1062	"
30	"	"	1063	"
31	McClure, J. H.	NW 15-19-2 E 1	900	Steam
32	"	"	924	"
33	McKenzie, Mann & Co.	Chemong	1241	Steam
34	McLellan, Hillson & Rogers	Ruby Lake	964	"
35	Newton, F. T.	Madge Lake	742	"
36	Red Deer Lumber Co.	Barrows	92	"
37	"	"	823	"
38	"	"	988	"
39	"	"	1051	"
40	"	"	1239	"
41	"	"	1282	"
42	Robinson, Wm.	Black River	869	Steam
43	Rutley, Jas.	12-22-17 W 1	888	"
44	Sinnott, John	Shortdale	27A	"
45	Shaw Bros.	Green bush	974	"
46	"	(No mill)	980	"
47	Svensson, Hallberg & Larson	"	1681	"
48	Thompson Lumber Co.	Grassy Narrows	1254	Steam
49	Williams, W. J. F.	NW 32-28-17 W 1	944	"

## SESSIONAL PAPER No. 25

under Government License for the Fiscal Year ending March 31, 1913.

Horse Power.	Capacity per 10 hours.	Species of timber cut.	Lumber.		
			Manufactured Ft. B. M.	Sold Ft. B. M.	On hand Ft. B. M.
450	125,000	Spruce and tamarac			
150	40,000	"		1,158,782	
			3,260,881	4,089,273	2,757,247
			5,200,000	2,970,277	3,998,049
35	12-15,000	Spruce	10,560	356,714	
200	60,000	"	1,093,772	4,179,652	668,277
25	8,000	Spruce and tamarac	70,000	70,000	
50-75	17-22,000	Spruce	590,000		500,000
150	40,000	"		211,648	535,153
35	12,000	"	543,100	543,100	
55	15,000	"			145,685
			732,416		732,416
450	125,000	"	500,000	522,125	500,000
150	50,000	"	4,009,213	3,526,941	897,889
		Spruce	1,779,850	1,779,850	
125	25,000	Spruce and tamarac	1,917,192	1,200,000	717,192
40	10,000	"			
60	12,000	Spruce			
40	8,000	Spruce and tamarac		24,088	
			221,400	183,265	170,938
45	10,000	Spruce			100,000
150	40,000	"	2,031,480	156,997	1,874,483
100	50,000	" and tamarac	1,039,410	743,591	377,624
			313,680	593,821	521,881
			2,533,150	1,680,768	1,364,722
			138,972	248,972	
60	12-15,000	Spruce	175,000	289,000	489,150
40	20,000	Spruce			
200	25-30,000	"	5,795,158	5,760,723	2,684,410
25	8,000	Spruce and poplar		203,855	299,145
625	110,000	"	15,019,851	15,195,925	2,855,814
			9,849,660	9,020,832	3,431,237
			954,679	954,679	
			3,573,600	3,573,000	
150	70,000	Spruce and tamarac	1,802,503	1,739,455	999,437
32	7,000	"	80,000	80,000	
40	20,000	"	101,230	101,230	
150	50,000	"	78,351	803,267	153,970
60	12,000	"	7,000	7,000	
17	45,000	"	58,648	95,592	85,056
			63,390,156	62,962,952	26,859,755

4 GEORGE V., A. 1914

## SCHEDULE B.—Showing the sawmills operating within

No.	Log Count.			Average per Log Ft. B. M.	Railway Ties.			Laths.	
	Logs cut.	Logs Manufactured.	Logs on hand.		Manufactured.	Sold.	On hand.	Manufactured.	Sold.
1	36,175		36,175						
2	60,000		60,000						
3	57,392	42,792	39,600	76			119,850	135,850	
4	23,825	71,760	23,825	72			905,617	351,100	
5									
6	15,982	21,831	51,009	50			86,300	86,300	
7		2,200		31					
8	8,492	8,492		58					
9	6,000		36,971				1,315		
10		12,395	1,000	43					
11									
12	9,439	10,253	15,698	71					
13	11,400	11,400		43					
14		70,437	1,843	56			1,091,000	1,018,000	
15	54,489		54,489						
16		36,397		48					
17	28,201	1,722	21,495	*26	31,723	45,315			
18	11,151		11,151						
19	3,000		3,000						
20									
21	1,383	7,633	250	29	5,287	5,287			
22					1,076	1,076			
23									
24	22,775	22,775		89					
25		46,810	2,600	*22	49,301	49,301			
26	36,426		36,426						
27	59,369	50,663	66,369	50					
28		3,756		37					
29							400		
30			4,172						
31	1,256		1,256						
32	6,239	3,031	6,239	57					
33	47,809		47,809						
34	133,092	138,609	100,884	41			3,713,000	3,433,000	
35									
36	159,041	260,700	159,041	57			5,646,417	5,784,302	
37	134,838	168,861	97,985	58			4,562,917	4,663,772	
38								183,200	
39		16,181		57			45,350	67,210	
40		58,309		61			1,037,166	1,037,166	
41	58,392		58,392						
42		51,874	150	34					
43		2,463		32					
44		3,091		32					
45	67,437	1,390	67,473	56			17,000	207,850	
46			2,701						
47	2,051		2,051						
48		1,000		*7	1,000	1,000			
49	1,242	1,242		17					
	1,056,896	1,198,097	1,009,064		88,390	101,982	1,715	17,224,617	16,967,750

\* In addition to railway ties.

SESSIONAL PAPER No. 25

the Winnipeg Agency under Government License, etc.—*Concluded.*

On hand.	Shingles.			Average price of Lumber per ft.	Number of Re-turns made.	Date of Last Return.	Remarks.
	Manu-factur-ed.	Sold.	On hand.				
				\$ cts.			
				17 00	4	Mar. 31, '13.	
50				17 50	4	"	
856,617				17 50	4	"	
				19 38	3	Dec. 31, '12	Operated by Durban Lumber Co. Now
				15 40	4	Mar. 31, '13.	cancelled
				12 00	4	"	
				15 00	4	"	
				18 00	4	"	Operated by Mutchenbacher Bros.
				18 00	4	"	
199,000				17 12	4	"	Operated by W. H. Narrows.
				15 83	4	"	
				14 75	4	"	
				14 00	4	"	9,142 logs written off.
				16 50	4	"	Operated by B. F. Howard.
				16 50	4	"	Operated by William Frank.
				15 00	4	"	
				17 00	4	"	
				17 50	4	"	
				17 25	4	"	The lumber shown as manuf. was cut by the
				17 00	4	"	City of Winnipeg and used by them alone.
				16 25	4	Mar. 31, '13.	
2,204,700				15 60	4	"	
				22 00	4	"	
984,350				17 50	4	"	
742,800				17 50	4	"	
				17 50	4	"	
				17 50	4	"	
				22 00	4	"	
				10 00	4	"	
				17 00	2	Sept. 30, '12.	Cancelled.
				17 12	4	Mar. 31, '13.	Operated by Great West Lumber Co.
					4	"	Operated by Tisdale Lumber Co.
					2	"	
				17 00	4	"	
	50,000	75,000	25,000	20 00	4	"	
4,987,517	50,000	75,000	25,000				

4 GEORGE V., A. 1914

## SCHEDULE C.—Showing the mills (including the portable mills) operating within March

No.	Mill Owner.	Location of Mill.	Berth No.	Species of Timber cut.	Lumber.	
					Manufactured, Ft. B. M.	Sold Ft. B. M.
1	Attwood, E. E.	3-37-24 W 1	2022	Spruce and tamarack		
2	Boily, P. E.	28-6-11 E 1	1897	" "	103,843	34,535
3	Beaulieu, Jos.	24-1-11 E 1	2043	" "	28,225	28,225
4	Beauvier, E.	S E 6-24-1 W 1	2019	Spruce	71,065	22,065
5	Butson, W. F.	Birch River	1849	" "	139,603	108,403
6	Cockrill, Chas.	24-27-27 W 1	1749	Spruce and tamarack	269,424	227,594
7	Einarsson, G. O.	N W 35-21-2 E 1	2004	Spruce		
8	Finnson, Sig.	N W 36-23-1 E 1	2024	" "		
9	"	N W 36-23-1 E 1	1754	" "	70,000	70,000
10	Fulton, Thos.	16-38-5 W 2	1892	" "	169,000	92,500
11	Gamache, A. J.	9-23-3 W 1	1757	Spruce and tamarack	212,200	158,202
12	Hall, Eric	24-18-18 W 1	1755	Spruce		
13	Hawke, M. S.	7-44-8 W 2	1884	" "	85,000	
14	Hawke, Stewart	7-44-8 W 2	1876	" "	17,240	
15	Hawkins, J. A.	N 1-3-35-26 W 1	2002	" "	205,000	78,268
16	Hodgins, Alex.	3-25-5 W 1	1850	" "	70,000	75,000
17	Hunter, J. D.	Fishers Siding	1662	" "	28,852	35,791
18	"	NW 15-36-24 W 1	1999	" "	11,750	11,712
19	Marshall, J., Jr.	17-23-11 W 1	1775	Spruce and poplar	3,859	28,850
20	"	"	2007	Spruce	213,581	128,581
21	Marshall, Sam	S E 15-36-24 W 1	1893	" "	4,200	14,102
22	Matheson, H. W.	NW 7-26-8 W 1	1809	" "	33,557	91,650
23	Morrow, W. H.	13-45-9 W 2	1872	" "	54,652	
24	McKay, Colin	SW 15-38-25 W 1	2005	" "	69,534	29,534
25	McNabb, W. A.	N E 36-28-28 W 1	1931	" "	110,000	48,000
26	Parkinson, W.	N E 27-39-26 W 1	2011	Spruce and tamarack	117,463	59,584
27	Potras, Pierre	N W 26-4-11 E 1	1646	" "		15,000
28	Sigurdson, Sig.	S E 32-22-1 E 1	2008	Spruce	60,155	3,000
29	Steenerson, Ing.	N E 34-35-7 W 2	1934	Poplar	26,800	8,725
30	Therrien, Honore	S E 24-7-10 E 1	2027	Spruce	78,500	14,000
31	Thowaldson, S.	Icelandic River	1911	Spruce and tamarack		
<i>Permit Berths.</i>					2,244,494	1,383,322
32	Blackburn & Browning	Bannock	1895	Spruce	232,000	382,000
33	Caverly, Jefferson	Bourman	966	Spruce and tamarack	2,273,924	1,849,290
34	Laurie, J. E.	35-10-10 E 1	1975	Spruce		
35	McArthur, Co., Ltd., J. D.	Lac du Bonnet	1543	" "		
36	"	"	1942	" "		
37	Robinson, Wm	Black River	830	" "		
38	Saskatoon Lumber Co.	Mistatin	1817	" "		
39	Tholinet, Lucien	30-29-13 W 1	1814	" "	470,500	470,500
40	Einarsson, G. O. & H. Erlendsson	Arborg	1989	" "		
<i>Special Permit Berths, covering all Green and Fire Killed Timber.</i>					2,976,424	2,701,790
41	Gamache, A. J.	9-23-3 W 1	1738	Spruce	982	
42	Western Lumber Co.	10-45-5 W 2	1695	" "	3,000	
					3,982	





4 GEORGE V., A. 1914

SCHEDULE D.—General Office Return of the Crown Timber Agency, Winnipeg, for  
Fiscal Year ending March 31, 1913.

Particulars.	Number, &c.	As compared with	As compared with	Remarks.
		previous year.	previous year.	
		Increase.	Decrease.	
Letters received .....	22,271	2,791		Including land department. No separate record kept.
Letters written .....	28,876	4,938		
Permits subject to dues issued.....	678	42		
Free permits issued.....	956	176		
Seizures made.....	85	30		
Mill returns received and verified....	667		21	
Mills operating under government license.....	27		2	
Mills operating under government permits.....	35	2		
Quantity of lumber manufactured, under license.....	63,340,156	11,923,226		
Quantity of lumber sold, under license	62,962,952	14,824,972		
Quantity of lumber on hand, under license.....	26,829,755	427,204		
Average price at which lumber sold...	\$16.83	58 cts.		
Hay permits issued .....	175		27	

## No 27b.

## REPORT OF THE CROWN TIMBER AGENT AT EDMONTON.

DOMINION LANDS AND CROWN TIMBER OFFICE,  
EDMONTON, ALBERTA, May 29, 1913.

B. L. YORK, Esq.,

Controller, Timber and Grazing Lands Branch,  
Department of the Interior,  
Ottawa, Ont.

SIR,—I have the honour to submit the annual report of the Edmonton Crown Timber Agency for the financial year ending March 31, 1913.

There has been a large increase in the revenue as compared with the previous year, and had the winter been a more favourable one, there is every reason to believe that this increase would have been considerably larger. The receipts for the year amounted to \$135,980.45.

Owing to the weather conditions and the lack of sufficient snow, not more than one-half of the timber applied for railway construction purposes was obtained. Operations on licensed berths were also very much curtailed. As will be seen from schedule 'D' of my annual report, the demand for lumber is in excess of the quantity manufactured and there is every indication, that unless more licensed berths are operated, there will be a serious shortage. To substantiate my statement I may say that applications have been received during the past year for fourteen blocks of timber land within this agency and six licensed berths have commenced operating.

Timber permits issued during the year covered the following items:—

No. of feet board measure covered thereby.....	5,718,601
No. of lineal feet of building logs.....	2,376,096
No. of lineal feet of mining props.....	759,800
No. of lineal feet of piling.....	146,300
No. of fence rails.....	2,126,082

SESSIONAL PAPER No. 25

No. of roof poles.....	453,078
No. of fence posts.....	514,672
No. of cords of cord wood.....	2,564
No. of thousand shingles.....	8,000
No. of railway ties.....	1,219,196
No. of telephone poles.....	34,180

The average selling price of lumber in this agency was \$16.65, a little less than preceding year.

I have already forwarded to you under separate cover schedules 'A,' 'B,' 'C' and 'D' of my annual report.

I have the honour to be, Sir,  
Your obedient servant,

A. NORQUAY,  
*Crown Timber Agent.*

SCHEDULE A.—Statement of Receipts from Crown Timber Agency at Edmonton for Fiscal Year ending March 31, 1913.

Month.	Bonus under license.		Ground rent under license.		Royalty dues under license.		Permit fees, dues and rental.		Seizures.		Registration.		Hay permits, fees and dues.		Fire-guarding fees.		Totals.						
	\$	cts.	\$	cts.	\$	cts.	\$	cts.	\$	cts.	\$	cts.	\$	cts.	\$	cts.	\$	cts.					
1912.																							
April.....			703	42	474	44	8,691	18	1,105	85			581	80			11,556	69					
May.....			1,355	75	675	89	20,539	36	22	84			101	05			22,694	89					
June.....			1,367	33	5,620	44	8,766	28	166	02			227	10			16,087	17					
July.....			3,929	19	521	00	6,988	10	714	38			254	55			12,407	22					
August.....			112	94	543	83	13,867	25	5	40			158	60			14,688	02					
September.....			127	20	302	41	1,228	58	46	77			15	60			1,721	56					
October.....			2,210	60	158	48	2,563	02	2,582	77			3	70			7,536	62					
November.....					2	67	433	79	11,283	72			2	50			11,964	39					
December.....							294	16	6,756	33			1	90			7,143	84					
1913.																							
January.....			2,227	50			1,675	58	3,334	10	1,609	36		12	10			8,858	64				
February.....			705	09	78	84	1,095	43	7,917	56	38	60	8	60	3	10		9,847	13				
March.....			505	00	5	00	3,374	95	5,779	03	66	48		1	40	18	79	9,750	65				
Totals.....			5,647	50	7,780	82	17,515	94	97,734	26	4,187	51	8	60	1,363	40	18	79	134,256	82			
Collected at Head Office.																							
1912.																							
April.....					266	34								10	00				276	34			
May.....					329	20														329	20		
June.....																							
July.....					83	85															83	85	
August.....																							
September.....																							
October.....																							
November.....																							
December.....					963	24															963	24	
1913.																							
January.....					26	00			5	00												31	00
February.....																							
March.....									100	00												100	00
Total.....					1,608	63			105	00				10	00							1,723	63
Grand total.....			5,647	50	9,389	45	17,515	94	97,839	26	4,187	51	8	60	1,373	40	18	79	135,980	45			

4 GEORGE V., A. 1914

## SCHEDULE B—Showing the sawmills operating within the Edmonton Agency

No.	Mill Owner.	Location of Mill.	Berth No.	Kind of Power.	Horse Power.
1	D. R. Fraser & Co.	Edmonton	9, blocks 5 & 6	Steam.	280
2	John Walter	"	"	"	260—425
3	W. C. McDougall	Berth	863	"	40
4	John Walter	Edmonton	887	"	As above.
5	"	"	956	"	"
6	Edmonton Lumber Co.	"	963	"	280
7	D. R. Fraser & Co.	"	1008	"	As above.
8	Blain & McKelvey	Berth	1019	"	75
9	Imperial Pulp Co.	"	1031	"	35
10	J. A. Card & Son	"	1040	"	35
11	W. B. McPherson	"	1065	"	15
12	The Valley Lumber Co.	"	1079	"	30
13	Hishop & Goodridge	Entwistle	1088	"	75
14	Theo. A. Burrows	Ernsted	1093	"	160
15	"	"	1094	"	"
16	H. L. McInnis	Berth	1095	"	"
17	Theo. A. Burrows	Ernsted	1099	"	As above.
18	Phoenix Lumber Co.	Berth	1119	"	"
19	"	"	1122	"	100
20	Edmonton Lumber Co.	Edmonton	1125	"	As above.
21	"	"	1156	"	"
22	John Walter	"	1160	"	"
23	Lawrence Garneau	Berth	1172	"	50
24	J. J. Anderson	"	1185	"	35
25	John Walter	Edmonton	1211	"	As above.
26	D. R. Fraser & Co.	"	1211	"	"
27	The Valley Lumber Co.	Berth	1216	"	35
28	T. J. Alexander	"	1232	"	"
29	John Walter	Edmonton	1242	"	As above.
30	D. R. Fraser & Co.	"	1242	"	"
31	Andrew Laidlaw	Berth	1279	"	"
32	John Walter	Edmonton	1289	"	As above.
33	W. A. Charlton	Berth	1296	"	"
34	T. O. Davis	"	1301	"	"
35	John R. McIntosh	"	1320	"	35
36	Alex. Smith	"	1330	"	"
37	"	"	1331	"	"
38	The North West Lumber Co.	"	1340	"	120
39	Robt. Robertson	"	1343	"	"
40	John Walter	Edmonton	1353	"	As above.
41	D. J. Dunn	Berth	1394	"	35
42	D. R. Fraser & Co.	Edmonton	302	"	As above.
43	John Walter	"	Unmarked logs.	"	"
44	D. R. Fraser & Co.	"	"	"	"
45	Edmonton Lumber Co.	"	"	"	"
46	John Walter	"	1784	"	"
47	Wm. Humberstone	Berth	1709	"	"
48	Bell & McPhee	"	1919	"	"

SESSIONAL PAPER No. 25

under Government Licenses for the Fiscal Year ending March 31, 1913.

Capacity per 10 hours.	Species of Timber cut.	Lumber			Log Count.		
		Manu- factured.	Sold.	On hand.	Logs Cut.	Logs Manufac- tured.	Logs on hand.
		Ft. B.M.	Ft. B.M.	Ft. B.M.			
40 M	Spruce and poplar	22,390	22,390			351	
75	"	61	61			1	135
14	Spruce and pine		78,546	110,552			467
As above.	Spruce and poplar	490	490			8	
"	"	126,772	126,772		1,011	2,145	
75	"	1,052,704	1,003,992	48,712	20,861	16,234	25,367
As above.	"	2,247,139	2,247,139		20,418	35,049	18,468
20	"	316,880	1,009,237	409,712		7,922	1,752
10	Pine and tamarack	172,907	288,111	61,204		1,847	
10	Spruce and pine	260,839	144,881	145,587		7,090	693
7	"	99,350	95,361	252,437		1,987	1,763
6	Spruce pine & tamarack		195,000	200,000			
20	Spruce		321,428			9,500	9,500
35	Spruce and pine	4,961,646	3,464,277	2,480,352	37,567	76,265	9,584
	Spruce and poplar		96,000				
As above.	Spruce and pine						587
30	"						
As above.	Spruce and poplar	1,216,277	992,843	223,434	36,728	18,952	24,443
"	"	23,126	25,126			355	8,572
"	"	147,278	147,278		5,920	2,285	
10	"	510,103	196,648	381,324	3,735	11,402	2,353
10	"	150,000	142,535	216,000	470	5,700	2,774
As above.	"	1,295,265	1,295,265		22,995	20,047	24,399
"	"	64,411	64,411		2,954	1,912	1,942
7	"	370,000	134,000	376,000		4,540	36,627
	Spruce and tamarack						
As above.	Spruce and poplar	61	61			1	9,403
"	"	67,595	67,595		1,137	1,962	95
"	"	827,005	740,375	86,630	40,303	20,194	20,109
As above.	Spruce and poplar	428	428			7	10,918
	Tamarack and pine						
						12,825	12,825
10	Spruce and poplar		241,054		19,218		19,218
	Spruce and pine		862,154	249,440			19,998
	"				27,520		27,520
25	Spruce and poplar		380,882				
	"	49,589	49,589		1,492	892	600
As above.	"	188	188			3	1,214
10	Spruce	445,992	31,229	414,763	8,028	8,028	
As above.	Spruce and poplar	363,387	363,387		6,565	5,695	870
"	"	8,087	8,087			123	
"	"	40,980	40,980			669	
"	"	30,827	30,827			504	
"	"				50,000		50,000
"	"		130,898				
	"				20,000		20,000
		14,871,777	15,046,525	5,686,147	378,267	250,650	356,996

4 GEORGE V., A. 1914

## SCHEDULE B.—Showing the sawmills operating within the

No.	Average per Log.	Railway Ties.			Laths.		
		Manufactured	Sold.	On hand.	Manu- factured.	Sold.	On hand.
	Ft. B.M.						
1	64						
2	61						
3							
4	61						
5	59						
6	65						
7	64				428,128	428,128	
8	40						
9	93						
10	37						
11	50						
12							
13							
14	65	493			834,200	541,650	342,550
15		28,946	18,495	10,451			
16							
17		40,739	53,111				
18							
19		71,056	71,056				
20	64				577,674	577,674	
21	65						
22	64						
23	45						
24	26						
25	64				1,535,250	1,535,250	
26	64						
27	76						
28		470	470				
29	61						
30	64						
31	41	2,459	932	1,527			
32	61						
33		2,500	2,500				
34							
35		50,000	50,000				
36			917			110,000	90,000
37							
38							
39	56						
40	63						
41	56						
42	63						
43	66						
44	61						
45	61						
46							
47							
48							
	59 Av.	196,663	197,481	11,978	3,375,252	3,192,702	432,550

SESSIONAL PAPER No. 25

Edmonton Agency under Government License, &c.—*Concluded.*

Shingles.		Average Price of Lumber per M. ft.	No. of Returns made.	Date of Last Return.	Remarks
Manufactured.	Sold.				
		\$ cts.			
		16 00	1	Dec. 31, '12	
		16 00	1	" "	
		18 50	2	Sept. 30, '12	
		16 00	1	Dec. 31, '12	
		16 00	1	" "	
		16 00	1	" "	
		16 00	1	" "	
		14 00	4	Mar. 31, '12	
		15 26	4	" "	
		15 25	2	Sept. 30, '12	
		18 02	2	" "	
		14 00	2	" "	
		20 33	4	Mar. 31, '13	
		18 11	4	" "	3,900 piling (manufactured).
		18 11	1	" "	47,300 " "
		12 50	1	June 30, '12	
			4	Mar. 31, '13	14,960 " "
			1	Sept. 30, '12	
			4	Mar. 31, '13	
		16 00	1	Dec. 31, '12	
		16 00	1	" "	
		16 00	1	" "	
110,750	110,750	20 00	4	Mar. 31, '13	
		15 00	4	" "	
		16 00	1	Dec. 31, '12	4,636 piling (sold and mfd.)
		16 00	1	" "	
		17 35	2	Sept. 30, '12	
			4	Mar. 31, '13	684 ft. piling (sold and mfd.)
		16 00	1	Dec. 31, '12	
		16 00	1	" "	
		20 00	4	Mar. 31, '13	
		16 00	1	Dec. 31, '12	
			4	Feb. 31, '13	11,500 piling (sold and mfd.)
			4	Mar. 31, '13	
		20 00	3	Dec. 31, '12	
		16 00	4	Mar. 31, '13	
			4	" "	
		14 00	4	" "	
		15 00	4	" "	
		16 00	1	Dec. 31, '12	
		16 00	4	Mar. 31, '13	
		16 00	1	Dec. 31, '12	
		16 00	1	" "	
		16 00	1	" "	
		16 00	1	" "	
		18 00	4	Mar. 31, '13	
110,750	110,750	16 39 Av.	111		82,980 ft. piling manufactured. 16,820 ft. piling sold.

Certified correct,

A. NORQUAY,  
*Crown Timber Agent.*

4 GEORGE V., A. 1914

SCHEDULE C.—Showing the mills (including the portable mills) operating within  
March 31,

Number.	Mill Owner.	Location of Mill.	Berth No.	Species of Timber Cut.	LUMBER.			LOGS COUNT.		
					Manu- factured. Ft. B. M.	Sold. Ft. B.M.	On hand. Ft. B.M.	Logs cut.	Logs Manu- fact'rd.	Logs on hand.
1	D. R. Fraser & Co.	Edmonton	Permit No. 140,064 in lieu F.B.No. 812.	Spruce & poplar.	486,758					
2	John Walter...	"	1306	"	189,322	4,286,888	16,882	2,916	19,355	
3	"	"	Om. C. 10-7-97	"	5,507	1,286	4,221	90	15,994	
4	Empire S. Co., operating Ed. Lumber Co.	"	Pt. No. 140,064.	"	255,974	585,440	32,417	3,996		
5	Empire S. Co., operating D. R. F. & Co.	"	Pt. No. 140,029.	"	2,905	2,354	551	45	568	
6	John Walter...	"	1486	"					2,093	
7	J. Walter & D. R. F. & Co.	"	1487	"	1,208	841	367	19	5,479	
8	"	"	1493	"	639	455	184	10	1,079	
9	"	"	1437	"	1,330	841	489	21	14,755	
10	Frank Mearon.	Lesser Slave Lake.	1562	"	8,000	8,000		400		
11	John Zackowski	Edison.	1604	"		19,653	189,046			
12	John Anderson.	Pakehasset.	1647	"		37,068				
13	E.O. Hanks-dahl	Berth.	1652	"	224,384	133,102	154,565	2,934		
14	A. W. de H. Paddle-River Smith.	"	1654	"		7,603				
15	W. S. Heffernan	Berth	1663	"		201,003				
16	F. C. Papineau.	Battle Lake.	1664	"	108,500	113,296	188,530	3,140		
17	Wm. Brunelb.	Berth	1691	"	217,000	324,370	20,630	6,000		
18	J. W. Dodds.	"	1737	"						
19	A. J. Nichols.	"	1745	"	1,465,624	1,541,431		25,354	26,980	
20	Wm. Latimer.	"	1756	"		78,300	37,700			
21	Emil Baril.	Rife	1773	"	240,000	95,898	219,102	6,000	4,000	2,000
22	Hislop & Goodridge.	Berth	1774	"	230,769	142,282	88,487	3,500		
23	Louis Lagasse.	"	1778	"	32,107	40,000	32,107	700	615	85
24	Henry Clewes.	Paddle River.	1781	"	276,064	272,964	20,600	1,638	2,724	314
25	O. S. Radway.	Berth.	1782	"	49,813	49,813		685		
26	Wm. Humberstone.	"	1783	"						1,000
27	Geo. Cummings	"	1789	"		68,614	113,073			615
28	J. B. Schofield.	Downing.	1792	"	68,302	58,438	9,864	2,000	1,418	2,000
29	Fred. Bowtel.	Frog Lake	1804	Spruce & Poplar	21,570	21,570			360	
30	J. A. McDougall	Newassim.	1806	"	217,427	217,427		5,671	5,671	
31	F. S. Lawrence.	Berth	1810	"	288,639	279,406	97,285	7,321	3,948	4,788
32	Jos. Bouquette.	Sylvan Lake.	1846	"	50,000	10,000	40,000	1,425	1,250	175
33	E. Minard.	Berth.	1853	"	60,000	26,500	40,500	1,500	1,500	
34	John Kemla.	"	1862	"		23,067				
35	Rourke Bros. & Gray.	"	1865	"	443,406	250,820	192,586	6,250	6,250	
36	John Yoekwski	Edison.	1879	"	20,150	82,700	20,246	3,000	301	2,699
37	Ered. Meyer.	Clyde	1881	"	446,230	113,095	363,498	5,172	7,088	
38	Perry Snyder.	Pakan.	1885	"	46,585	66,546	10,590	4,500	1,055	4,500
39	P. Maisonneuve	Rich. Valley	1902	"	292,250	247,380	253,870	6,300	6,600	3,000
40	A. Michaels.	Atha. Edg.	1904	"	151,194	96,123	55,071	2,336	2,336	
41	Emil Cohn.	Berth.	1908	"	153,858	153,858		3,898	2,546	1,352
42	The Argonauts Ltd.	Ed. Prairie.	1913	"	277,876	27,876		6,560	3,060	3,500



SESSIONAL PAPER No. 25

the Edmonton Agency, under Government Permits, for the fiscal year ending 1913.

Average per Log, Ft. B.M.	RAILWAY TIES.			Average prices of lumber per M. feet	No. of returns made.	Date of last returns.	REMARKS.	
	Manu- factured.	Sold.	On hand.				Laths.	
				% cts			Manuf'd.	Sold.
				16 00	1	31-12-12		
65				16 00	1	"		560,489
61				16 00	1	"		
64		60		16 00	1	"		
65				16 00	1	"		
					1	"		
63				16 00	1	"		
64				16 00	1	"		
63				16 00	1	"		
20					2	30-9-12		
				24 00	1	31-3-13		
				11 00	2	30-9-12		
76				20 47	4	31-3-13		
				11 50	1	30-6-12		
				24 00	1	"		
35				14 00	4	31-3-13		
36				21 50	3	31-12-12		
		500			1	30-11-12	Piling	3,952
54					3	10-3-13	Shingles	26,000
				12 00	4	31-3-13		
60				17 77	4	"		
66				19 12	4	"		
52				12 00	3	31-12-12		
101					4	31-3-13		
72				17 00	3	31-3-13		
					1	31-3-13		
				13 75	2	30-9-12		
48				16 00	4	31-3-13	Shingles	35,750.
58				14 00	1	30-6-12		
38				15 00	1	31-5-12		
73				27 09	4	31-3-13		
40				14 00	1	30-6-12	Piling.	Piling.
40				15 00	4	30-3-13	204	204
				10 00	1	30-6-12		
71				13 50	4	31-3-13		
66					1	"		
63				11 67	4	"	Shingles.	Shingles.
44				16 53	4	"	125,500	125,500
44				16 96	4	"		
64				15 35	4	"		
60					3	31-12-12		
91				25 00	3	"		

4 GEORGE V., A. 1914

SCHEDULE C.—Showing the mills (including the portable mills) operating within March 31,

Number.	Mill Owner.	Location of Mill.	Berth No.	Species of Timber Cut.	LUMBER.			LOG COUNT.		
					Manu- factured. Ft. B. M.	Sold Ft. B. M.	On hand. Ft. B. M.	Logs cut.	Logs Manu- fact rd	Logs on hand.
43	C. M. Mearns	Grouard.....	1921	"				5,777		5,777
44	A. W. De H. Smith.	Paddle River..	1926	"	119,536	103,523	16,013	2,154	2,095	59
45	Travers Bros..	Grouard.....	1929	"	40,000	40,000		800	800	
46	W.S.O. English	Spirit River..	1930	"	95,532	65,532	30,000	2,000	2,000	
47	The Atha. L. & S. Co.	Atha. Lndg..	1936	"				4,500		4,500
48	Wm. Brunelle..	Berth.....	1937	"	32,871	21,037	11,834	9,000	720	8,280
49	C. H. Ohrn....	"	1995	"	283,757	147,731	136,026	4,669	4,669	
50	Narcisse Dery..	"	1996	"	65,000		65,000	2,223	1,117	1,106
51	Edwin J. Whitford.	"	1998	"	20,000	5,238	14,762	1,600	400	1,200
52	Imp. S. Co. by J. Watter.	Edmonton....	Permit No. 140,029	"	135,937	6,633,874	13,716		2,117	7,680
53	John Walter...	"	Permit No. 148,090	"	4,206,056	254,768	3,951,288	95,798	65,423	30,375
54	John Walter, by D. R. Fraser & Co.	"	Permit No. 148090	"	699,938	431,910	268,028	11,459	10,960	499
55	Sidney Travers	Berth.....	2009	"	205,000	48,000	157,000	9,700	9,900	
56	A. Johnson....	"	2042	"	138,629	20,797	117,832	9,917	2,598	7,319
57	Rourke Bros. & Gray.	"	Pt. 337	"	109,273		109,273	2,361	2,050	311
58	Gibbons & Brown.	"	" 338	"				114		174
					11,998,172	18,225,536	7,098,032	251,697	206,267	152,571

SESSIONAL PAPER No. 25

the Edmonton Agency, under Government Permits, for the fiscal year ending 1913—*Continued.*

Average per Log. F. E.	RAILWAY TIES.			Average price of lumber per M. feet.	No. of Returns made.	Date of last returns.	REMARKS.	
	Manufactured.	Sold.	On hand.				Laths.	
				\$ cts.			Mfd.	Sold.
					3	31-3-13		
57				12 50	2	"		
50				25 00	1	31-12-12		
47				25 00	3	31-3-13		
					2	"		
45				16 00	2	"		
61				11 00	2	"		
58					2	"		
50				16 98	3	"		
64				16 00	1	31-12-12		
64	12,791	10,190	2,601	16 00	1	"		
64				16 00	1	"		
21				23 31	1	31-3-13		
53				34 50	1	"		
53					1	"		
					1	"		
						Totals.	Laths.	Laths.
							1,916,548	1,916,548
58	12,791	10,756	2,601	16 96	126	Shingles.....	250,500	312,250
							1,916,548	2,477,037
							201	4,156

Certified correct.

A. NORQUAY,  
Crown Timber Agent.

4 GEORGE V., A. 1914

SCHEDULE D.—General Office Return of the Crown Timber Agency at Edmonton, for  
Fiscal Year ending March 31, 1913.

Particulars.	Number, &c.	As compared with previous year.		Remarks.
		Increase.	Decrease.	
Letters received				Included in Dominion Lands Return.
Letters written				
Permits subject to dues issued	369		44	
Free permits issued	1,315		17	
Seizures made	53		9	Nil returns for Edmonton sawmills now taken annually instead of quarterly.
Mill returns received and verified	377	2		
Mills operating under Government license	24	6		
" " " " permits.	55	22		
Quantity of lumber manufactured under license	14,871,777		1,600,823	
Quantity of lumber sold under license	15,046,525	746,314		
" " on hand	5,686,147	167,153		
Average price at which lumber sold	816.67		334	
Hay permits issued	543		44	

Certified correct.

A. NORQUAY,

*Crown Timber Agent.*

**No. 27c.**

REPORT OF THE CROWN TIMBER AGENT AT CALGARY.

DOMINION LANDS AND CROWN TIMBER OFFICE,  
CALGARY, ALBERTA, May 27, 1913.

B. L. YORK, Esq.,

Controller, Timber and Grazing Lands Branch,  
Department of the Interior,  
Ottawa.

SIR,—I have the honour to enclose herewith the following statements for the twelve months ending March 31, 1913.

Schedule 'A', statement of receipts on account of Crown Timber covering the period referred to amounting to \$20,138.89, to which has been added the amount collected at Head Office, viz., \$6,253.66, making a total of \$26,392.55.

Schedule 'B', showing the sawmills within the Crown Timber agency in operation under government license to March 31, 1913.

Schedule 'C', showing the portable sawmills operated under permit to the same date.

Schedule 'D', general office work.

You will observe that the quantity manufactured from licensed timber berths during the twelve months amounted to 23,602,764 ft. B.M. The quantity sold 21,818,275 ft. B.M., manufactured by mills under permit 4,406,796 ft. B.M., sold 6,652,283 ft., the total quantity now on hand being 15,983,231 ft. In addition to the 28,009,560 ft. B.M., manufactured as above stated, there have probably been about 100,000,000 brought into this Province from British Columbia and 10,000,000 have been imported from the United States.

## SESSIONAL PAPER No. 25

The lumber trade would appear to be in a prosperous condition.

I would estimate that the quantity of B.M. lumber which the mill owners will require to manufacture this season from logs on hand would amount to 43,750,000 ft.

I may add that \$15.65 per thousand ft. B.M. is the average price at which lumber taken from licensed and permit berths sold during the past year.

Your obedient servant,

W. E. TALBOT,

*Crown Timber Agent.*

SCHEDULE A.—Statement of Receipts from Crown Timber Agency at Calgary for the fiscal year ending March 31, 1913.

Month.	Ground rent under license.	Royalty dues under license.	Permit fees, dues and rental	Seizures.	Grazing Lands Rentals.	Hay Permits Fees and Dues.	Totals.
	\$ cts.	\$ cts.	\$ cts.	¢ ¢s.	\$ cts.	\$ cts.	\$ cts.
1912.							
April	753 60	1,455 24	21 84	24 84	48 12	54 60	2,358 23
May	595 96	1,091 72	24 88	35 24	764 86	25 50	2,538 16
June	268 20	1 77	146 51	34 00	212 94	36 75	640 19
July	192 33	2,299 11	60 84	8 00	273 43	40 80	2,874 51
August	1,185 15	67 46	39 65	..	167 42	4 50	1,404 18
September	..	..	9 60	3 60	329 08	..	342 58
October	0 39	2,262 86	53 82	25 00	143 17	..	2,485 24
November	..	23 35	139 50	54 00	1,901 60	..	1,218 45
December	0 07	..	372 70	5 70	670 63	0 30	1,049 40
1913.							
January	21 31	2,750 91	167 03	88 88	145 87	..	3,174 00
February	16 17	567 08	595 12	29 75	157 21	..	1,365 31
March	..	137 33	277 50	52 31	221 50	..	688 64
Totals	2,973 18	10,656 83	1,909 29	361 29	4,976 85	162 45	20,138 89
Head Office Collections.							
1912.							
April	..	..	..	..	75 43	..	75 43
May	1,671 00	..	..	..	738 48	..	2,409 48
June	210 43	..	..	..	49 63	..	260 06
July	30 10	..	..	..	809 55	..	839 65
August	..	..	..	..	269 01	..	269 01
September	..	..	..	..	425 83	..	425 83
October	..	..	..	..	582 93	..	582 93
November	..	..	..	..	235 21	..	235 21
December	..	..	..	..	144 94	..	144 94
1913.							
January	..	..	..	..	546 21	..	546 21
February	65 06	..	..	..	111 03	..	176 09
March	..	..	..	..	288 82	..	288 82
Head Office Totals	1,976 59	..	..	..	1,277 07	..	6,253 66
Grand Total	4,949 77	10,656 83	1,909 29	361 29	8,352 92	162 45	26,392 55

Certified correct.

W. E. TALBOT,

*Crown Timber Agent.*

SCHEDULE B.—Showing the sawmills operating within the Calgary Agency under Government License for the Fiscal Year ending March 31, 1913.

No.	Mill Owner.	Location of Mill.	Berth No.	Kind of Power.	Horse Power.	Capacity per 10 hours.	Species of Timber cut.	Lumber.			Log Count.		Logs on hand.	
								Mann. factured, Ft. B.M.	Sold, Ft. B.M.	On hand, Ft. B.M.	Logs Cut.	Logs Manu- factured.		
1	Vernon N. De Millc.	Priddis	1218	Steam.	20	8,000	Spruce	641,285	120,573	550,607		24,652		
2	McDonald, McDonald & Frith	Blainmore.	1157	"	100	30,000	Fir and spruce	411,286						
3	Carter & McEwan	Red Deer.	1100	"	75	30,000	Spruce and pine	2,624,428	2,255,274	4,272,784	103,862	36,601	195,433	
4	Eau Claire & Bow River Lumber Co.	Calgary	468	"	45	35,000	"	3,381,929	380,460	3,397,093	92,682	135,251	92,682	
5	The Lincham Lumber Co.	High River.	1292	"	100	15,000	"	5,853,397	5,841,166	9,236		128,358	9,479	
6	Pennyfather, Grant & The Great West Lumber Co.	Red Deer.	253	"	75	30,000	"	2,624,428	2,255,274	2,648,470	15,380	36,600	81,259	
7	Thomas Ogilvy	Cochrane	1299	"	40	19,000	"	29,333	197,333	10,500		440		
8	Vernon N. De Millc.	Priddis	1389	"	20	8,000	Spruce	10,500					314	2,688
9	Hon. Peter McLaren	Blainmore.	36A	"	100	30,000	"	3,676,415	4,092,641	2,098,263	33,085	64,398	108,671	
10	Eau Claire & Bow River Lumber Co.	Calgary	318-E, F, I, J, K, and 417	"	100	35,000	"							
11	F. R. Pettepher.	Berth.	1079	"	30	6,000	Spruce and pine.	2,674,422	3,549,139	3,378,026	60,212	82,062	102,567	
12	Wm. C. McDougall.	Leslieville.	863	"	40	14,000	"	607,545	385,000	122,545	11,540	11,140	400	
13	Phoenix Lumber Co.	Bentley	1119	"	40	14,000	"	126,230	116,542	150,240	1,640	1,750	357	
14	W. P. McPherson.	Berth.	1065	"	15	7,000	"	134,180	171,882	214,735	3,359	2,395	2,127	
15	Valley Lumber Co.	Leslieville.	1215	"	35	7,000	"	190,000	116,000	70,000	69,477	2,350	403,751	
16	J. A. Card & Sons	Leslieville.	1040	"	35	10,000	"	198,161	198,161	117,019	4,970	4,970	693	
17	Lincham Lumber Co.	High River.	1124	"	45	15,000	"	368,450	368,450			8,098		
18	"	"	579	"	45	15,000	"	46,297	221,957	885,477	81,928	1,055	222,662	
19	"	"	1384	"	45	15,000	"	494,321	801,331			9,387		
	Hon. Peter McLaren	Blainmore.	36A	"			Mining timber.	23,602,761	21,818,275	15,233,592	508,735	550,544	925,762	
	"	"	36A	"			Cordwood	565 lin. ft.	565 lin. ft.					
								594 cords	594 cords					

SESSIONAL PAPER No. 25

SCHEDULE B—Showing the sawmills operating within the Calgary Agency under Government License, &c.—*Concluded.*

No.	Average Price per Log Ft. B.M.		Railway Ties.		Laths.		Average Price of Lumber per ft.	Number of Returns made.	Date of Last Return.	Remarks.
	Mann- factured.	Sold.	Mann- factured.	On hand.	Mann- factured.	Sold.				
1	26.66	.....	.....	.....	.....	.....	.....	4	March 31, 13.	
2	71.70	.....	.....	.....	.....	.....	.....	4	" 31, 13.	
3	25.00	.....	.....	.....	.....	.....	.....	4	" 31, 13.	
4	45.23	.....	.....	.....	.....	.....	.....	4	" 31, 13.	
5	71.43	.....	.....	.....	143,050	320,300	.....	4	" 31, 13.	13197 lin. ft. posts mfd. and sold.
6	66.66	.....	.....	.....	1,440,150	479,200	.....	4	" 31, 13.	
7	33.44	.....	.....	.....	.....	.....	.....	4	" 31, 13.	
8	57.32	.....	.....	.....	.....	.....	.....	4	" 31, 13.	238 logs sold.
9	32.59	.....	.....	.....	.....	.....	.....	4	" 31, 13.	6517 fence posts sold. See Edmonton state-
10	54.54	.....	.....	.....	.....	.....	.....	2	" 31, 13.	ment for June and Sept. Returns.
11	72.13	.....	.....	.....	.....	.....	.....	2	" 31, 13.	" "
12	.....	.....	.....	.....	.....	.....	.....	2	" 31, 13.	" "
13	.....	.....	.....	.....	.....	.....	.....	2	" 31, 13.	" "
14	44.80	.....	.....	.....	.....	.....	.....	2	" 31, 13.	" "
15	46.81	.....	.....	.....	.....	.....	.....	2	" 31, 13.	" "
16	40.16	.....	.....	.....	.....	.....	.....	2	" 31, 13.	" "
17	45.50	.....	.....	.....	.....	.....	.....	2	" 31, 13.	" "
18	43.47	.....	.....	.....	.....	.....	.....	4	" 31, 13.	864 lin. ft. fence post sold.
19	51.56	.....	.....	.....	.....	.....	.....	4	" 31, 13.	7611 lin. ft. fence posts mfd. and sold.
	44.49	.....	.....	.....	1,904,100	900,100	.....	64		
					2,067,050	800,100				

W. E. TALBOT,  
Crown Timber Agent.

4 GEORGE V., A. 1914

SCHEDULE C.—Showing the mills (including the portable mills) operating within the Calgary Agency, under Government Permits, for the Fiscal Year ending March 31, 1913.

No.	Mill Owner.	Location of Mill.	Berth No.	Species of Timber Cut.	Lumber.			Log Count.			
					Manuf'd Ft. B. M.	Sold Ft. B. M.	On hand Ft. B. M.	Logs Cut.	Logs Manufact'd	Logs on hand.	
1	Arthur G. Spooner.....	On Berth.....	1496	Spruce.....	Nil.	70,600	Nil.	Nil.	Nil.	Nil.	Nil.
2	Chas. Stubbs.....	Black Diamond	1396	"	"	17,653	11,761	"	"	"	"
3	P. W. Halverson.....	On Berth.....	1615	"	"	28,183	69,345	"	"	"	4,700
4	N. T. Hagen.....	"	1586	"	"	6,100	30,612	"	"	"	1,940
5	Featherstone & Mason.....	"	1610	"	"	57,926	16,789	"	1,848	1,068	"
6	Royal Collieries, Ltd.....	"	1624	"	"	306,923	Nil.	Nil.	Nil.	17,630	"
7	Great West Lumber Co.....	Red Deer.....	1852	Spruce and pine.....	700,926	700,926	"	"	"	7,880	"
8	Foodhills Lumber Co., Ltd.....	On Berth.....	1655	"	"	473,000	372,830	144,169	642	35,316	25,022
9	Geo. R. Pelletier.....	"	1711	"	"	1,993,235	2,547,975	291,666	47,834	288	"
10	O. E. S. White-side.....	Colman.....	1715	"	"	9,231	937,082	Nil.	Nil.	"	"
11	Carbondale Lumber Co.....	On Berth.....	1746	"	"	376,611	"	"	"	"	"
12	Holmes & Sherwood.....	"	1673	"	"	195,111	216,659	"	97	3,912	"
13	J. T. Johanneson.....	"	1769	"	"	263,940	254,297	117,066	6,165	8,968	2,897
14	Adlan Sturm.....	"	1916	"	"	103,690	104,450	Nil.	Nil.	2,685	Nil.
15	Charles Schmidt.....	Sundre.....	1938	Pine.....	33,310	21,210	9,100	8,187	7,214	6,368	1,819
16	The Foodhills Lumber Co.....	On Berth.....	2000	Spruce and pine.....	Nil.	Nil.	Nil.	1,998	"	"	1,998
17	Chas. Stubbs.....	"	1789	"	"	506,840	513,194	106,719	7,700	2,078	2,078
18	Geo. Cummings.....	"	2635	"	"	70,862	59,794	11,068	1,559	Nil.	1,559
19	Richard Frost Co., Ltd.....	"	1846	Spruce.....	4,406,796	6,652,383	747,635	85,322	93,679	16,678	"
20	Joseph Borquette.....	"	"	"	"	"	"	"	"	"	"
	J. K. Gram.....	"	1787	Mining props.....	L. Ft.	L. Ft.	Nil.	3,553	8,226	Nil.	"
	G. R. Pelletier.....	"	1711	"	40,280	96,870	"	"	"	"	"
	Geo. Cummings.....	"	1789	Shingles.....	34,469	290,000	"	"	"	"	"
		"	"	"	Nil.	"	"	"	"	"	"



SCHEDULE C.—Showing the mills (including the Portable Mills) operating within the Calgary Agency under Government Permits, &c.—*Continued.*

No.	Average per Log Ft. B. M.	Railway Ties.			Average Price of Lumber per M ft.	Number of Returns made.	Date of Last Return.	Remarks.
		Manufact'd	Sold.	On hand.				
1	Nil.	Nil.	Nil.	Nil.	10 00	1	June 30, 1912.	
2	"	"	"	"	12 00	1	March 31, 1913.	
3	"	"	"	"	16 11	1	" 31, 1913.	
4	"	"	"	"	12 00	1	" 31, 1913.	
5	50 65	"	"	"	13 44	1	" 31, 1913.	
6	Nil.	"	"	"	13 00	3	Dec. 31, 1912.	
7	39 70	"	"	"	20 65	1	March 31, 1913.	
8	60 28	"	"	"	14 89	1	" 31, 1913.	
9	55 43	6,686	"	15,639	17 63	1	" 31, 1913.	
10	32 05	Nil.	Nil.	Nil.	12 22	1	" 31, 1913.	
11	Nil.	"	"	"	14 00	1	" 31, 1913.	Overrun of 10,185 feet since issue of permit.
12	51 10	"	"	"	17 16	3	Dec. 31, 1912.	
13	32 96	"	"	"	18 17	1	March 31, 1913.	
14	38 61	"	"	"	14 08	2	Sept. 30, 1912.	
15	52 31	1,938	"	4,784	11 41	3	March 31, 1913.	
16	Nil.	Nil.	Nil.	Nil.	Nil.	2	" 31, 1913.	
17	"	"	"	"	"	2	" 31, 1913.	
18	60 45	"	"	"	13 18	2	" 31, 1913.	
19	Nil.	"	"	"	Nil.	1	" 31, 1913.	
20	45 15	"	"	"	12 00	1	" 31, 1913.	
	46 98	11,621	20,423	154	11 24	60		
						1		Used in mine.

Certified correct,

W. E. TALBOT,

Crown Timber Agent.

4 GEORGE V., A. 1914

SCHEDULE D.—General Office Return of the Crown Timber Agency, Edmonton, for  
Fiscal Year ending March 31, 1913.

Particulars.	Numbers, &c.	As compared with	As compared with	Remarks.
		previous year. — Increase.	previous year. — Decrease.	
Letters received.....	84,363	3,404		
Letters written.....	89,822	4,074		
Permits subject to dues issued.....	19		3	
Free permits issued.....	192		224	
Seizures made.....	16	6		
Mill returns received and verified....	230	115		Including nil returns.
Mills operating under government license.....	19	4		
Mills operating under government permits.....	21	3		
Quantity of lumber manufactured, un- der license.....	23,602,764	2,473,587		
Quantity of lumber sold, under li- cense.....	21,818,275	5,865,984		
Quantity of lumber on hand, under license.....	15,235,592	1,838,152		
Average price at which lumber sold...	\$17 13	\$1 12		
Hay permits issued.....	329		18	

Certified correct,

W. E. TALBOT,  
*Crown Timber Agent.*

No 27d.

REPORT OF THE CROWN TIMBER AGENT AT PRINCE ALBERT.

DOMINION LANDS AND CROWN TIMBER OFFICE,  
PRINCE ALBERT, SASKATCHEWAN, June 7, 1913.

J. W. GREENWAY, Esq.,  
Commissioner of Dominion Lands,  
Ottawa.

SIR,—I beg to submit herewith report showing the result of the past year's business and showing the comparisons with the previous year's work in connection with this Crown Timber Agency.

The sales of lumber manufactured under license amount to 110,271,719 ft. B.M., being an increase of 62,755,098 ft. B.M. lumber over last year. The average price at which sold was \$18.29, a decrease of \$1.16 per M. ft. B.M.

The quantity of lumber manufactured under license amounted to 121,786,667 ft. B.M., being an increase of 44,317,072 ft. B.M.

During the past winter the logging operations were most successfully carried out, and as there were not so many camps in operation, the number of logs taken out amounted only to 1,708,039, being a decrease of 917,823. These logs were principally cut by the Prince Albert Lumber Company, Limited, the Big River Lumber Company, the Finger Lumber Company, Limited, and the Saskatchewan Lumber Company, Limited, and as the mills have all had an early and good start, this coming season should prove to be a very good one.

The number of Timber permits issued was 1,112 as against 1,509 for the previous year. These permits cover the following quantities of timber, namely:—

Lumber. . . . .	2,364,722 ft. B.M.
Logs. . . . .	1,711,067 lineal feet.
Fence posts. . . . .	331,363
Fence rails. . . . .	1,480,610
Roof poles. . . . .	286,449
Cords of wood. . . . .	26,475
Railway ties. . . . .	21,000

The number of timber seizures made during the year was 28, covering the following amounts of timber:—

Lumber. . . . .	1,382,026 ft. B.M.
Logs. . . . .	6,000 lineal feet.
Fence posts. . . . .	4,175
Cords of wood. . . . .	1,787
Ties. . . . .	270

The number of Hay permits issued during the year was 260, covering 4,375 tons, being a decrease of 30 permits as compared with last year's statement, but showing an increase of 541 tons over last year.

I have the honour to be, sir,  
Your obedient servant.

W. S. McKECHNIE,  
*Crown Timber Agent.*

4 GEORGE V., A. 1913

## SCHEDULE A.--Statement of Receipts from Crown Timber Agency at Prince Albert, for Fiscal Year ending March 31, 1913.

Month.	Ground rent under license.	Royalty dues under license.	Permit fees, dues and rental.	Seizures.	Grazing lands rentals.	Hay permits fees and dues.	Fire guarding fees.	Totals.	Remarks.
	\$. cts.	\$. cts.	\$. cts.	\$. cts.	\$. cts.	\$. cts.	\$. cts.	\$. cts.	
1912.									
April	48 30	3,531 02	275 41	211 00	10 00	290 80		4,828 16	861 Registration fee included.
May	2,298 97		426 06	237 12		147 60		3,079 75	
June	4,077 51	1,762 83	57 10	1,656 50		169 65	11 30	7,574 89	
July	934 98	14,867 20	1,826 92	150 00	4 12	133 50		17,916 72	
August	14 59		143 47	107 30		45 40		310 96	
September	92 75		72 95	100 00		23 40		289 60	
October	14 99	13,255 37	244 07	286 85		2 00		13,863 48	
November	375 37	3,656 33	546 06	89 00				4,466 76	
December			1,491 19	10 00		60		1,591 79	
Totals	8,237 46	43,936 93	6,180 19	3,166 77	14 12	753 45	47 30	62,420 22	884
1913.									
January		3,999 32	566 30	1 15				4,566 77	
February		8,864 96	568 65	199 30				9,632 21	
March			461 98	118 15			36 00	5,908 19	823
Totals									
Head Office Collections									
1912.									
April	17 35							17 35	
May	984 95							984 95	
June									
July									
August	0 07							0 07	
September									
October						10 00		10 00	
November									
December	189 60							189 60	

SESSIONAL PAPER No. 25

1913.	71 18						71 18
January.....							
February.....							
March.....							
Totals.....	1,263 15		10 00				1,273 15
Grand Totals.....	9,500 61	43,936 93	6,180 19	3,166 77	14 12	47 30	63,693 37

Certified correct.

A. S. McKECHNIE,  
Crown Timber Agent.

4 GEORGE V., A. 1914

SCHEDULE B.—Showing the Sawmills operating within the Prince Albert Agency under Government License for the Fiscal Year ending March 31, 1913.

Number.	Mill Owners.	Location of Mill.	Berth No.	Kind of Power.	Horse Power.	Capacity per 10 hours.	Species of Timber cut.	Lumber.			Log Count.			
								Mann- factured.	Sold.	On hand.	Logs cut.	Logs Manufac- tured.	Logs on hand.	
1	Pr. Albert Lumber Co. Ltd.	Prince Albert.	9 Block 2.	Steam.	1,200	160,000	Spurce.	Ft. P.M.	Ft. B.M.	Ft. B.M.	Logs cut.	Logs Manufac- tured.	Logs on hand.	
2	"	"	474	"	"	"	"	1,804,381	1,804,381	2,383,766	151,481	24,839	141,423	151,488
3	"	"	633	"	"	"	"	10,616,618	8,292,852	"	"	"	48,189	"
4	"	"	698	"	"	"	"	3,753,240	4,518,631	"	"	"	78,113	"
5	"	"	729	"	"	"	"	5,660,469	5,660,469	"	"	"	"	"
6	"	"	945	"	"	"	"	8,101,966	8,101,966	"	"	"	"	"
7	"	"	66A	"	"	"	"	12,281,199	12,281,199	"	"	"	"	"
8	"	"	66A	"	"	"	"	1,206,316	1,206,316	"	"	"	"	"
9	"	"	868	"	"	"	"	2,995,282	2,995,282	"	"	"	"	"
10	Saskatchewan Lumb. Co.	"	"	"	"	"	"	13,917,926	13,917,926	13,917,926	114,478	191,874	182,298	"
11	"	Crooked River	961	"	250	35,000	"	3,763,298	3,763,298	3,763,298	65,912	72,403	79,265	"
12	"	"	977	"	"	"	"	2,988,465	2,988,465	1,021,748	"	54,635	"	"
13	"	"	1,640	"	"	"	"	2,017,314	2,017,314	31,910	31,910	31,910	"	"
14	Big River Lumber Co.	Big River.	1,048	"	"	"	"	18,429,316	13,751,000	4,675,316	820,077	370,564	1,083,588	"
15	"	"	1,049	"	1,600	290,000	"	29,621,563	34,319,470	11,856,205	271,915	652,930	491,420	"
16	Archie Ballantine.	"	1,366	"	"	"	"	"	"	"	"	"	"	"
17	Finger Lumber Co.	Le Pas.	1,274	"	700	100,000	"	13,938,690	6,790,895	6,297,429	54,806	213,293	81,536	"
	"	"	920	"	"	"	"	4,801,020	1,408,240	3,395,780	67,413	75,301	125,037	"
								121,786,667	110,271,719	47,314,398	1,768,639	2,113,606	2,651,326	"

SESSIONAL PAPER No. 25

SCHEDULE B.—Showing the Sawmills operating within the Prince Albert Agency under Government License, etc.—*Concluded.*

Number.	Average per log.	Railway Ties.			Shingles.		Average Price of Lumber per M. ft.	Number of Returns made.	Date of Last Return.	Remarks.
		Manu- factured.	Sold.	On hand.	Manu- factured.	Sold.				
	Ft. B. M.						\$ cts.			
1	72.4				356,650	356,650	18 18	1	March 31, 1913.	
2	75.2				2,196,950	2,196,950	18 80	4	"	
3	77.8				803,600	803,600	18 18	4	"	
4	72.4				1,118,800	1,118,800	18 18	4	"	
5						230,300	17 54	4	"	
6	77.8				1,337,400	2,624,600	18 15	4	"	
7	72.5				198,400	195,400	18 72	4	"	
8	72.4				592,000	592,000	18 18	4	"	
9	72.05				2,497,350	1,565,400	18 18	4	"	
10	51.1							4	"	
11	54.7				456,000	797,250	18 54	4	"	
12	63.2					475,250	16 60	4	"	
13	49.7				5,973,370	5,973,370	18 51	4	"	
14	46.7				9,384,900	13,009,330	17 85	4	"	
15			43,461					4	"	
16	65.3				947,000	296,950	19 16	4	"	1,545 shrinkage.
17	38.4					251,000	19 43	4	"	
	56.7		43,461		25,868,420	29,760,200	18 29	68		

Certified correct,

W. S. McKECHNIE,  
Crown Timber Agent.

4 GEORGE V., A. 1914

SCHEDULE C.—Showing the mills (including the Portable Mills) operating  
Fiscal Year ending

Number.	Mill Owner.	Location of Mill.	Berth No.	Species of Timber cut.	Lumber.			Logs cut.
					Manufactured.	Sold.	On Hand.	
					Ft. B. M.	Ft. B. M.	Ft. B. M.	
1	Ross Bros.	Turtle Lake	1556	Spruce	129,810	86,834	88,976	
2	Geo. Garneau	39-51-4W3	1561	"	149,246	387,711	2,737	
3	Joseph Otte	34-49-5W3	1605	"				
4	Prince Albert Lumber Co.	Prince Albert	765	"				59,173
5	Shell River Lumber Co.	"	876	"			143,084	
6	M. W. Cazakoff	4-36-31W1	1641	"		96,384		
7	Chas. Shaw	Melfort	1611	"	175,000	200,000	175,395	
8	H. R. Knudson	25-40-15W2	1630	"	151,968		194,368	330
9	Rob. E. Smythe	4-48-7W3	1627	"	91,415	93,698	28,752	
10	Prince Albert Lumber Co.	Prince Albert	1840	"				19,971
11	"	"	1841	"				33,293
12	"	"	1843	"	383,491	383,401		
13	"	"	1844	"	694,050	691,050		
14	M. S. Matheson	30-51-4W3	1686	"				16,089
15	A. H. Cunningham	N <sup>3</sup> 36-51-14W2	1906	"				
16	Erik R. Person	35-55-25W2	1855	"		230,131	163,373	
17	Warren Shaw	5-43-11	1905	"	250,980	100,000	160,980	3,942
18	Joseph Otte	10-50-4W3	1878	"				
19	John Weiss & Co.	31-55-21W2	1880	"	126,784	126,784		3,438
20	Chas. Henning	16-55-22W2	1898	"	166,375	98,572	67,803	5,910
21	Nicholas Nelson	15-40-14W2	1915	"	136,511	136,511		2,578
22	Andrew Nugent	S. E. 29-49-22W2	1903	"				1,000
23	Nicholas Nelson	N.W. 15-40-14W2	SL147	"	172,454	101,804	70,650	3,486
24	Prince Albert Lumber Co.	Prince Albert	SL165	"				20,069
Totals					2,628,994	2,735,880	1,096,118	160,279



SESSIONAL PAPER No. 25

within the Prince Albert Agency, under Government Permits, for the March 31, 1913.

Logs Count.		Average per log.	Shingles.			Average Price of Lumber per M. feet.	No. of Returns made.	Date of Last Return.	Remarks.
Logs manufactured	Logs on hand.		Manufactured	Sold.	On hand.				
		Ft. B. M.				% cts.			
4,415	533	27.3				17.76	3	Dec. 31, 1912	Berth cancelled Nov. 28, 1910.
2,447	1,265	60.9				18.00	4	Mar. 31, 1913.	Lumber sales include 160,000 ft. burned. Berth cancelled Jan. 5, 1912.
			217,000	253,000			4	"	Only shingles manufactured.
	60,173						4	Mar. 31, 1913.	
	7,000						2	Sept. 30, 1912	Berth cancelled.
						12.50	3	Dec. 31, 1912.	Berth cancelled 27-4-12.
3,000	620	58.3				18.00	4	Mar. 31, 1913.	
3,166		46.5					4	"	
3,300	952	27.7				18.50	4	"	
	19,971						4	"	
	33,293						4	"	
5,290		72.4				18.18	3	Dec. 31, 1912.	Berth cancelled 6-3-13.
9,577		72.4				18.18	3	"	" 7-3-13.
	16,689						3	"	
							3	"	
						16.00	4	Mar. 31, 1913	
3,942		66.2				16.00	4	"	Only shingles and cordwood manufactured.
			383,000	383,000			4	"	
1,930	2,108	65.6				16.00	4	"	
3,533	2,377	47	224,250	224,250	87,250	16.00	4	"	
2,578		52.9				13.00	3	"	
	1,148						3	"	
3,486		49.4				13.00	3	Dec. 31, 1912.	
							3	Mar. 31, 1913.	
	20,069						1	"	
46,664	155,598	56.3	821,250	860,250	87,250	16.24	82		

Certified correct,

W. S. McKECHNIE,

Crown Timber Agent.

4 GEORGE V., A. 1914

SCHEDULE D.—General Office Return of the Crown Timber Agency, Prince Albert, for the Year ending March 31, 1913.

Particulars.	Number, &c.	As compared with	As compared with	Remarks.
		previous year.	previous year.	
		Increase.	Decrease.	
Letters received .....	27,806	4,775		
Letters written .....	34,119	5,001		
Permits subject to dues issued .....	181		185	
Free permits issued .....	931		277	
Seizures made .....	30		19	
Mill returns, received and verified .....	375	47		
Mills operating under government licenses .....	4			Previous reports have shown the number of berths operated, the number this year being 17 as compared to 18 last.
" " " permits .....	22		7	
Quantity of lumber manufactured, under license .....	121,786,667	44,317,072		
" " sold under license .....	110,271,719	62,755,088		
" " on hand, under license .....	47,314,398	10,514,948		
Average price at which lumber sold per M. ft. ....	\$18.29		\$1.16	
Hay permits issued .....	396		29	

Certified correct.

W. S. McKECHNIE,  
*Crown Timber Agent.*

No. 27e.

REPORT OF THE CROWN TIMBER AGENT AT NEW WESTMINSTER.

DOMINION LANDS AND CROWN TIMBER OFFICE,  
NEW WESTMINSTER, B.C., June 7, 1913.

J. W. GREENWAY, Esq.,  
Commissioner of Dominion Lands,  
Department of the Interior, Ottawa.

SIR,—I have the honour to submit the following report on the work of the New Westminster, B.C., Agency, for the fiscal year ending March 31, 1913, and in doing so I have pleasure in stating that the lumber market continued active throughout the year, and while at the time of writing the market in the Prairie Provinces is not as active as at the same period last year, the lumbermen report the local market brisk, and very little stock is being accumulated. Railway construction is being carried on in many portions of the province, a large number of new industries are being opened up, and a general tone of prosperity prevails.

The matter of squatters locating on lands under Timber license still continues to be a source of annoyance, and every effort is being made to put a stop to this practice. With this object in view it is proposed to place notices on lands within Timber berths, warning persons who may be desirous of securing such lands, that such a course will not meet with the approval of the Department. Licenses are also being advised that they must take a more active interest in this matter, in which they are vitally interested.

## SESSIONAL PAPER No. 25

During the year, at my suggestion, a reduction was made in the office staff, which has not, however, impaired its efficiency, and the work of the office, as for many years past, is being most carefully and conscientiously performed by Mr. Walmusley, whose services deserve the commendation of the department.

Schedule A shows the revenue collected to be \$58,528.30. This is a decrease of \$684.11 from the year ended the 31st of March, 1912, and is explained by the difficulty in collecting outstanding accounts, owing to the stringency of the money market.

Schedule B shows the Timber cut on Lands under license as follows:—

23,695,365 feet B.M. of Sawlogs.  
 330½ cords of Wood.  
 22,830 lineal feet of Pilings and Poles.  
 9,943½ cords of Shingle bolts.

The following Timber was cut on lands under Homestead Entry:—

2,163,364 feet B.M. of Sawlogs.  
 1,085 cords of Shingle Bolts.  
 31,276 lineal feet of Piling and Poles.  
 1,000 fence posts.

On lands sold which are being cleared for cultivation purposes the following timber was cut:—

2,239,450 feet B.M. of Sawlogs.  
 1,686 cords of Shingle Bolts.  
 1,000 lineal feet of Piling and Poles.  
 388 cords of Wood.  
 16,947 pieces of Railway Ties.

On vacant lands, including lands at Coquitlam lake, being cleared by the Vancouver Power Company, Limited, and which will be flooded when the dam at that point is completed, also including permits issued in favour of the Canadian Northern Pacific Railway and the Siwash Creek Mines, Limited, to cut timber for construction purposes the following quantity of timber is accounted for: these figures may be more or less as two permits are still outstanding.

8,641,246 feet B.M. of Sawlogs.  
 731½ cords of Shingle Bolts.

Twenty-one seizures of timber cut in trespass were made during the year, accounting for the following:—

2,375,376 feet B.M. of Sawlogs.  
 27,222 lineal feet of Piling and Poles.  
 335 cords of Shingle Bolts.  
 12,957 pieces of Railway Ties.  
 521 cords of Wood.

making a grand total quantity of timber accounted for through this office from all sources:—

39,114,801 feet B.M. of Sawlogs.  
 13,781 cords of Shingle Bolts.  
 82,328 lineal feet of Piling and Poles.  
 29,904 pieces of Railway Ties.  
 1,000 Fence Posts.  
 1,239½ cords of wood.

Schedule D shows the general work of the agency to compare favourably with former years, all of which is respectfully submitted.

Your obedient servant,

E. W. BECKETT,

*Crown Timber Agent.*

4 GEORGE V., A. 1914

SCHEDULE A.—Statement of Receipts from Crown Timber Agency at New Westminster, B.C., for Fiscal Year ending March 31, 1913.

Month.	Bonus under License.		Ground Rent under License.		Royalty Dues under License.		Permit Fees, Dues and Rental.		Seizures.		Grazing Lands Rentals.		Hay Permits, Fees and Dues.		Fire Guarding Fees.		Total.		
	\$	cts.	\$	cts.	\$	cts.	\$	cts.	\$	cts.	\$	c.	\$	c.	\$	c.	\$	cts.	
1912.																			
April			7,454	99	3,681	16	902	77	186	75								12,225	67
May			7,237	50	317	63	2,605	40	97	50								10,258	03
June	1,291	60	556	33	87	25	106	00	337	00								2,378	18
July			575	81	1,524	46	3,135	58	11	00	0	36						5,247	21
August			1,285	57	642	69	133	75	1,173	58								3,235	59
September			287	94	2,703	70	557	58										3,549	22
October			97	07	4,679	96	266	49	594	14								5,637	66
November			639	45	102	69	3,041	17										3,683	31
December	4,609	75	33	25	1	92	213	00	155	50	0	36						5,013	78
1913.																			
January					1,925	14	1,473	56	49	25								3,447	95
February					454	51	216	50	1,182	16								1,853	17
March							385	00	1,169	83					3	10		1,557	93
Totals	5,901	35	18,067	91	16,121	11	13,036	80	4,956	71	0	72			3	10		58,087	70
Collected at Head Office																			
1912.																			
April									100	00								100	00
May			340	60														340	60
June																			
July																			
August																			
September																			
October																			
November																			
December																			
1913.																			
January																			
February														0	01				
March																			
Totals			340	60					100	00				0	01			440	60
Grand total	5,901	35	18,408	51	16,121	11	13,036	80	5,056	71	0	72	0	01	3	10		58,528	30

SESSIONAL PAPER No. 25

SCHEDULE B.—Showing the Saw-mills operating within the New Westminster, B.C., Agency under Government License for the Fiscal Year ending March 31, 1913.

Number.	Mill-Owner.	Location of Mill.	Berth No.	Kind of Power.	Horse Power, 10 hours.	Capacity per 10 hours.	Species of Timber cut.	Lumber.	
								Manufactured.	Sold. On hand.
								Ft. B.M.	Ft. B.M.
1	E. H. Heaps & Co.	Ruskin	X 268	Electricity.	750	150,000	Fir, cedar, spruce and hemlock	15,430,983	15,430,983
2	Harrison River Mills T. & T. Co.	Harrison River	63	Steam	750	150,300	Fir, cedar and hemlock	415,146	415,146
3	B. C. Mills T. & T. Co.	New Westminster	86 and 345	Destroyed	by fire.		"	164,838	164,838
4	Brunette Saw-mill Co.	"	456 and 526	Steam	500	100,000	"	375,195	375,195
5	British Canadian Lumber Co.	Vancouver	33, 111, 111	"	750	150,000	"	343,474	343,474
6	Campbell River Lumber Co.	Hazelmere	B. Q. and 531	Destroyed	by fire.		"	1,510,060	1,510,060
7	Vancouver Power Co.	No mill.	O and 299	"			"	2,305,880	2,305,880
8	W. R. Spencer	"	556	"			"	939,102	939,102
9	M. G. Jeffris	"	368	"			"	Nil.	Nil.
10	John Oliver	"	334	"			"	5,798	5,798
11	Independent Lumber Co.	"	296	"			"	34,800	34,800
12	Johnson & Smith	Rosedale	4A	Steam	250	50,000	"	1,539,439	1,539,439
13	Canadian Western Lumber Co.	Fraser Mills	106	"	2,000	350,000	Fir and cedar.	18,000	18,000
14	Small & Bucklin Lumber Co.	New Westminster	537	"	500	100,000	Fir, cedar and hemlock	389,298	389,298
15	J. E. Murphy	No mill.	48	"			Fir and cedar.	Nil	51,500
16	J. H. McLean	Port Moody	485	Steam	125	25,000	Cedar.	Nil	Nil
17	R. McNair	Hasings	38	"	125	25,000	Fir, cedar and hemlock	180,882	180,882
18	U. Lamaki	No mill.	194	"			Cedar.	Nil.	Nil.
19	Lamont Bros.	Port Coquitlam	P. C. 286	Steam	125	25,000	"	"	"
								23,695,365	23,695,365

\* Shingle mill.

SCHEDULE B.—Showing the Saw-mills operating within the New Westminster, B.C., Agency under Government License, &c.—*Cont.*

Number	Log Count.		Average per log.	Cords of Wood.		Lineal Feet of Piling and Poles.		Shingle Bolts.		Average price of Lumber per M. ft.	Numbers of Returns made	Date of Last Return.	Remarks.
	Logs cut.	Logs Manufactured.		Logs on hand.	Logs Manufactured.	Logs on hand.	Logs Manufactured.	Logs on hand.	Shingles Manufactured.				
1	28,506	28,306	545.14	121½	Nil.	770	Nil.	Nil.	Nil.	\$14.50 per M.	8	Mar. 31, 1913	Piling 10c. per lin. ft. Shingle bolts \$5 per cord.
2	821	821	565.65	Nil.	Nil.	Nil.	Nil.	Nil.	271½	"	4	"	"
3				Nil.	"	"	"	"	Nil.	"	8	"	"
4													
5	717	717	479.04	"	"	1,050	1,050	"	977	"	12	"	"
6	1,635	1,635	984.73	"	"	Nil.	Nil.	"	7,181	"	12	"	"
7	3,581	3,581	643.94	130	130	3,495	3,495	"	Nil.	"	8	"	"
8	1,718	1,718	546.63	Nil.	Nil.	Nil.	Nil.	"	416½	"	4	"	"
9	Nil.	Nil.		79	79	"	"	"	Nil.	"	4	"	"
10	24	24	241.58	Nil.	Nil.	15,060	15,060	"	"	"	4	"	"
11	53	53	656.06	"	"	2,455	2,455	"	"	"	4	"	"
12	3,161	3,161	487.01	"	"	Nil.	Nil.	"	"	"	1	"	"
13	12	12	1,000.00	"	"	"	"	"	"	"	4	"	"
14	442	442	869.03	"	"	"	"	"	"	"	2	"	"
15	44	44	1179.04	"	"	"	"	"	"	"	4	"	"
16				"	"	"	"	"	618	"	4	"	"
17	361	361	501.06	"	"	"	"	"	Nil.	"	4	"	"
18				"	"	"	"	"	544	"	4	"	"
19				"	"	"	"	"	425	"	4	"	"
	40,875	40,875		330½	330½	22,830	22,830		9,943½		105		3 permits issued.

## SESSIONAL PAPER No. 25

## SCHEDULE D.—General Office Return of the Crown Timber Agency, New Westminster, B.C., for Fiscal Year ending March 31, 1913.

Particulars.	Number, &c.	As compared with previous year.	As compared with previous year.
		Increase.	Decrease.
Letters received .....	2,361		278
Letters written .....	3,520		686
Permits subject to dues issued.....	55	5	
Free permits issued.....	Nil.		1
Seizures made.....	21		10
Mill returns received and verified.....	817		6
Mills operating under government license.....	11	4	
"    "    "    permits.....	Nil.	Nil.	Nil.
Quantity of lumber manufactured, under license.....	23,695,365		3,717,756
"    "    sold, under license.....	23,695,365		3,717,756
"    "    on hand, under license.....	Nil.		Nil.
Average price at which lumber sold.....	\$14 50	Nil.	Nil.
Hay permits issued.....	Nil.	Nil.	Nil.

4 GEORGE V., A. 1912

## No 27f.

## REPORT OF THE CROWN TIMBER AGENT AT KAMLOOPS.

DOMINION LANDS AND CROWN TIMBER OFFICE,  
KAMLOOPS, B.C., May 29, 1913.B. L. YORK, Esq.,  
Controller, Timber and Grazing Lands Branch,  
Department of the Interior,  
Ottawa.

SIR,—I have the honour to submit herewith the annual report covering the work performed at the Kamloops Crown Timber Agency during the year ended March 31, 1913, viz:—

*Schedule 'A'* showing that there was derived from the Timber and Grazing Branch of this agency a total revenue of \$71,662.08, being an increase of some \$23,899.10 over last year's revenue.

*Schedule 'B'* covering 674,329 sawlogs that were cut from off Dominion berths during the season of 1912-13 and which sealed into 82,123,038 ft. B.M., constituting an increase of over 41 per cent as compared with the output reported for the previous year.

*Schedule 'C'* General Office Return.

During the year 190 Timber Permits were issued to settlers and others authorizing them to cut on available Dominion lands 7,512,175 ft. B.M. of sawlogs; 78,130 lineal feet of logs and piling; 15,000 fence rails; 4,308 roof poles; 25,822 fence posts; 56,581 railway ties and 5,431 cords of wood. There is a substantial increase in all these productions over last year's cutting.

It was found necessary to accept the returns for certain timber as being fire killed from one of the licensees, during the quarters ended December 31, 1912, and March 31, 1913, respectively, thus bringing about a reduction of revenue in this respect.

The licensees have reported that the average price received for lumber in this district during the year was \$13.79 per M. ft.

Your obedient servant,

W. C. COWELL,  
*Crown Timber Agent.*



SESSIONAL PAPER No. 25

SCHEDULE A.—Statement of Receipts from Crown Timber Agency at Kamloops, fiscal Year ending March 31, 1913.

Month.	Bonus under License.		Ground Rent under License.		Royalty Dues under License.		Permit Fees, Dues and Rental.		Seizures.		Grazing Lands Rentals.		Hay Permits Fees and Dues.		Registration		Totals.	
	\$	cts.	\$	cts.	\$	cts.	\$	cts.	\$	cts.	\$	cts.	\$	cts.	\$	cts.	\$	cts.
1912.																		
April			1,566	15	8,578	50	81	80	163	54	484	43	12	00	7	50	10,893	92
May			12,181	69	1,204	95	367	55			846	76	7	00			16,505	73
June			1,309	32	641	59	108	80	10	50	375	94	5	40			2,451	05
July			680	42	375	99	83	33			812	53			2	00	1,954	27
August			212	03			45	70			328	59	1	50	6	00	593	82
September			35	69	801	15	12	50			611	45					1,460	79
October			11	99	492	21	64	25			432	79			2	00	3,053	24
November			1	66			292	50			867	60			4	00	1,075	76
December			161	66	1,552	49	937	40			884	12			6	00	3,541	58
1913.																		
January					2,825	53	1,012	75			597	56					6,449	80
February					2,910	01	804	23	266	45	409	12					4,389	83
March					14,146	67	1,108	25			487	37					16,126	54
Totals			6,023	20	16,252	90	33,829	00	440	49	7,068	26	25	90	28	00	68,496	33
Collected at Head Office—																		
1912.																		
April																	153	23
May																	270	06
June																	69	73
July																	607	86
August																	228	77
September																	465	96
October																	714	76
November																	18	40
December																	141	92
January																	34	56
February																	303	79
March																	86	06
Totals			6,023	20	17,746	25	33,829	60	440	49	8,740	41	25	90	28	00	71,692	08
Grand totals.																		

Notes: Bonuses are collected at Head Office.

4 GEORGE V., A. 1914

SCHEDULE B.--Showing the Saw-mills operating within the Kamloops Agency

Number	Mill Owner.	Location of Mill.	Berth No.	Kind of Power.	Horse Power.	Capacity per 10 hours.
1	Forest Mills of British Columbia	Comaplex.....	114	Steam .....	750	65 M
		" .....	127	" .....	"	"
		" .....	128	" .....	"	"
		" .....	186	" .....	"	"
		" .....	279	" .....	"	"
		" .....	538	" .....	"	"
		" .....	Taft .....	243	" .....	"
2	Columbia River Lumber Co....	Three Valley..	349	" .....	"	"
		Arrowhead....	112	" .....	"	"
		Golden .....	15	Electric & Steam...	1,300	135 M
		" .....	16	" .....	"	"
3	Okanagan Saw mill Sta.....	Enderby.....	231	" .....	"	"
			237	Steam .....	500	80 M
			238	" .....	"	"
4	Monarch Lumber Co .....	Savona .....	540	" .....	"	"
			171	" .....	220	40 M
5	Adams River Lumber Co....	Chase .....	436	" .....	"	"
6	Star Lumber Co .....	Arrowhead....	482	" .....	800	175 M
			361	Small shingle mill....		

SESSIONAL PAPER No. 25

under Government License for the Fiscal Year ending March 31, 1913.

Species of Timber cut.	Lumber.	Log Count.	Railway Ties.	Telegraph Poles.	Shingles	Average Price of Lumber per M. feet.	Number of Returns made.	Date of Last Return
	Manu- factured.	Logs Cut.	Manu- factured	Sold.	Manu- factured			
	Ft. B.M.					8 cts.		
Fir, cedar, w. pine	1,904,472	7,673						
Hemlock, bull pine, fir, cedar, white pine	9,297,737	55,432						
Fir and cedar	276,108	1,640						
W. pine, fir, cedar	88,047	658				15 75	36	Mar. 31, '13
Fir, cedar	480,419	2,843						
Fir, cedar, white pine	3,445,212	20,872						
Fir, cedar, w. pine, hem., spruce	9,291,828	52,511						
Fir, cedar, hemlock, white pine	11,512,413	76,774						
					2,296			
Spruce	3,565,057	30,102						
"	25,207,601	256,254	19,069			16 46	12	"
Fir	16,078	181						
Fir, cedar, bull pine	7,469,349	74,549						
"	3,279,225	36,312		8,948		12 00	12	"
"	2,096,393	20,398						
Fir, bull pine	104,590	793				15 00	8	"
"	293,034	3,328						
White pine, fir, cedar, bull pine	3,796,505	34,049				9 75	4	"
					399		4	
	82,123,038	674,329	19,069	8,948	2,695		76	

4 GEORGE V., A. 1914

SCHEDULE C.—General Office Return of the Crown Timber Agency, Kamloops, for Fiscal Year ending March 31, 1913.

Particulars.	Number, &c.	As compared with previous year. Increase.	As compared with previous year. Decrease.
Letters received	Included in land office returns		
Letters written	" "		
Permits subject to Dues issued	68		6
Free permits issued	132	36	
Seizures made	2		3
Mill Returns received and verified	870	420	
Mills operating under Government License	7		1
" Government Permits	Nil.		
Quantity of Lumber manufactured, under License	82,123,038	35,210,780	
" sold, under License			
" on hand, under License			
Average price at which Lumber sold	\$13 79		84
Hay permits issued	11		3

STATEMENT 'A.'—Summary of work performed at the respective Crown Timber offices during the year ended March 31, 1913, showing transactions under various heads and amount of revenue collected.

Agency.	Timber and Grazing Branch.						School Lands Branch.					Revenue.	Remarks.	
	Bonns	Ground Rent.	Royalty on Sales.	Timber Permits.	Timber Seizures.	Hay Permits.	Grazing Rentals.	Sundries.	Timber Permits.	Hay Permits.	Grazing Rentals.			Sundries.
Battleford.				554		188	3			214	41		1,735 52	Including Forestry.
Brandon.				255		106	13		1	105	8		839 85	
Calgary.	41	46		290	32	93	174	11	2	243	79		35,231 50	
Dauphin.				1,250	46	120		1	14	127	3		7,727 41	
Edmonton.	4	76	86	1,888	56	550		765	24	368	33 58		139,752 43	
Estevan.				46		74	5			206	6		937 39	
Grande Prairie.				115		127	4			7	4		776 64	
Humboldt.				156	1	150				262	5		1,399 12	
Kamloops.	3	123	59	200	4	16	403	10					68,476 33	
Lethbridge.				369	6	14	88	5		18	14 5		4,396 11	
Maple Creek.				46			44	3			16		928 82	
Medicine Hat.				646		369	660	22		83	47		28,710 77	
Moosejaw.				933	1	255	124			48	45		5,148 66	
New Westminster.	3	209	64	56	21		2	1					58,087 70	
Peace River.				100	2	66				1	2		1,492 26	
Prince Albert.		21	18	1,154	30	276	2	1	31	140	25 2		61,513 27	
Red Deer.				165		107		13	2	235	14		1,637 24	
Regina.				3		44			6	343	46 12		1,813 24	
Saskatoon.				25		145	1			342	21		1,594 67	
Swift Current.				568		250	222	1		248	54		5,975 22	
Yorkton.				379	17	65		1	1	163	17 1		1,306 19	
Winnipeg.	9	113	94	1,556	80	172	3	33	103	332	4 15		95,105 26	
Total.	19	585	367	10,686	296	3,187	1,747	867	184	3,887	535 93		527,605 60	

N.B.—Revenue paid in at Department at Ottawa on account of Agencies not shown in above statement.

E. F. STEPHENSON,  
Inspector of Crown Timber Agencies.

SESSIONAL PAPER No. 25

STATEMENT 'B'—Showing manufacture and sale of Timber Products cut by holders of Timber Berths on Dominion Lands cut under yearly license during the Fiscal Year ended March 31, 1913.

Agency.	LICENSES.			LATH.		RAILWAY TIES.		SHINGLES.		SAW LOGS.			
	Manufactured.	Sold.	On Hand.	Manufactured.	Sold.	On Hand.	Sold.	Manufactured.	Sold.	Piling and nailing profit.	Pieces Cut.	Manufactured.	On Hand.
Calgary	23,042,764	21,818,275	15,285,592	1,904,166	2,067,450	800,100	32			765	508,785	558,544	925,702
Edmonton	14,871,777	15,046,525	5,680,147	3,373,252	3,192,702	432,550	196,663	110,750	110,750	82,980	378,267	250,650	3,06,496
Kamloops	82,123,038	82,123,038									674,334	674,329	
New Westminster	23,695,305	23,695,305						49,715,565	49,715,565	22,830	40,875	40,875	
Prince Albert	121,786,607	110,271,719	47,314,898	25,868,420	29,760,200	3,174,805	43,461	50,000	50,000	18,249	1,708,039	2,143,606	2,651,326
Winnipeg	63,300,156	62,992,952	26,850,755	17,224,917	16,967,750	4,987,517	101,982				1,056,806	1,198,097	1,009,064
Total	329,469,767	315,917,874	95,095,892	48,372,389	51,987,702	9,394,972	312,138	49,876,315	49,901,315	124,624	4,367,141	4,858,101	4,443,088

TIMBER CUT FOR THE TRADE UNDER AUTHORITY OF PERMITS.

Calgary	4,406,796	6,652,383	747,635				11,624	260,000	260,000	131,279	85,322	49,579	46,678
Edmonton	11,998,172	18,225,536	7,098,032	1,916,548	2,477,637		10,756	250,500	312,250	4,136	251,697	206,267	152,571
Kamloops	7,512,175	7,212,175					56,581			78,130	37,561	37,561	
New Westminster	14,314,060	14,314,060					86,947	17,510,000	17,510,000	32,246	23,906	23,906	
Prince Albert	2,628,994	2,735,880	1,098,118					860,250	857,250	87,250	160,279	46,664	155,508
Winnipeg	5,369,438	4,233,632	3,199,647								205,953	98,337	139,976
Total	46,230,635	53,703,666	12,141,633	1,916,548	2,477,637		165,908	18,844,750	18,942,500	333,061	794,718	506,814	494,814
Grand Total	375,729,492	369,621,516	97,237,325	50,288,957	54,464,739	9,394,962	508,646	68,721,065	68,843,815	457,685	5,131,859	5,364,915	5,437,902
Year 1911-12	294,848,655	290,435,523	101,915,932	22,967,267	17,495,428	7,547,989	528,796	59,359,500	49,496,750		5,689,044	4,093,013	5,508,650
Year 1910-11	230,587,290	245,933,282	48,653,346	19,435,631	24,246,104	2,720,200	219,509	38,578,000	38,365,600		4,394,855	3,159,446	4,226,047

N.B.—Figures for 1910-11 and 1911-12 given for comparison. Timber cut on Dominion Berths in British Columbia paid for on quarterly returns made according to B.C. Log Scale. The products of manufacture of mills in Provinces of Manitoba, Saskatchewan and Alberta are almost wholly Spruce and Lamacrac Timber, and British Columbia Fir, Cedar and Hemlock.

E. F. STEPHENSON,  
Inspector of Crown Timber Agencies.

+ GEORGE V., A. 1914

STATEMENT "C."—Timber Material Covered by Permits issued at the respective Agencies, principally to Homestead Settlers, during the year ending March 31, 1913.

Agency.	Lumber and Logs.	Roof Poles.	Fence Posts.	Fence Rails.	Cordwood Cords.	Mine Props.	Shingles.	Railway Ties.	Telegraph Poles.	Piling.
	<b>Ft. B.M.</b>	54,431	101,325	252,365	1,649	<b>L. Ft.</b>				
Battleford	2,732,464									
Brandon	37,600									
Calgary	3,517,707	16,371	30,438	61,055	1,509			3,000		
Edmonton	2,337,190	9,600	33,370	18,250	9,581			200	30	
Estevan	12,914,735	433,778	515,092	2,124,882	2,609	813,800	8,000	1,332,496	31,080	146,300
Grande Prairie		3,560	7,300	6,700	185					
Humboldt	869,742	33,081	41,699	176,604	1,623					
Kamloops	984,961	7,850	9,200	32,500	180					
Lethbridge	7,512,175	1,308	25,822	15,000	5,431	35,000		565,581	21	78,130
Maple Creek	608,621	29,073	45,372	44,280	2,114					
Medicine Hat	46,500	6,150	9,380	16,200	310					
Moose Jaw	3,028,475	166,167	173,330	378,038	7,485					
New Westminster	432,600	152,315	269,379	203,455	9,782					
Peace River	87,009	270	2,950	4,943	547					
Prince Albert	7,884,043	288,649	334,963	1,490,610	27,555			21,000		
Red Deer	593,903	7,600	19,617	33,170	1,226					
Regina	36,700	400	500	2,000	10					
Saskatoon	58,100		2,100	2,700	151					
Swift Current	722,135	99,907	155,795	231,378	4,764					
Winnipeg	5,569,745	22,045	102,125	56,050	92,028			72,675		
Yorkton	1,482,708	1,500	23,500	2,300	267					
<b>Total</b>	<b>51,486,216</b>	<b>1,346,965</b>	<b>1,905,737</b>	<b>5,157,420</b>	<b>169,011</b>	<b>818,800</b>	<b>8,000</b>	<b>1,485,952</b>	<b>35,031</b>	<b>224,430</b>

\* See Statement "B."

E. F. STEPHENSON,  
Inspector of Crown Timber Agencies.

SESSIONAL PAPER No. 25

STATEMENT 'D.'—Showing the number of Hay Permits and the amount of Hay covered thereby issued to settlers from the different Dominion Land Offices in Manitoba, Saskatchewan, Alberta and British Columbia for the year ended March 31, 1913.

Agency.	Dominion Lands		School Lands.		Dues and Fees Collected
	No. Pts. issued.	Tons Hay.	No. Pts. issued.	Tons Hay.	
Battleford .....	188	3,712	214	3,333	1,006 10
Brandon .....	106	1,640	105	1,150	415 00
Calgary .....	92	1,714	239	7,451	837 90
Dauphin .....	120	2,061	121	2,202	628 70
Edmonton .....	554	9,824	367	8,685	1,373 40
Estevan .....	72	1,509	202	3,798	706 80
Grande Prairie .....	127	3,953	7	161	551 90
Humboldt .....	150	2,621	262	4,313	853 15
Kamloops .....	12	244			37 90
Lethbridge .....	10	415	12	387½	54 50
Maple Creek .....					
Medicine Hat .....	369	17,555	83	1,892½	781 80
Moosejaw .....	261	5,660	456	9,469	2,048 15
New Westminster .....					
Prince Albert .....	260	4,735	136	2,227	1,136 85
Peace River .....	66	1,381	1	15	267 15
Red Deer .....	106	2,739	238	6,445	1,120 85
Regina .....	42	885	346	10,627	1,283 50
Saskatoon .....	140	2,400	335	6,125	1,285 80
Swift Current .....	250	6,199	257	4,326	1,060 30
Winnipeg .....	172	3,650	329	6,761½	1,310 55
Yorkton .....	75	938	163	2,041	456 60
Total .....	3,162	73,858	3,873	79,412½	17,217 90

E. F. STEPHENSON,

*Inspector of Crown Timber Agencies.*

No. 27h.

## REPORT OF THE INSPECTOR OF RANCHES.

OFFICE OF THE INSPECTOR OF RANCHES.

CALGARY, ALTA., July 2, 1913.

The Controller,  
Timber and Grazing Lands Branch,  
Department of the Interior,  
Ottawa.

SIR,—I have the honour to submit herewith my report of the transactions taking place in the office of the Inspector of Ranches for the portion of year under my charge from August 19, 1912, to March 31, 1913.

Inspections were made on 1,877 quarter sections.

Made by E. C. King, assistant.....	456
“ E. E. Taylor.....	1,391
Miles travelled by rail, total.....	7,918.6
“ “ wagon, total.....	5,592

4 GEORGE V., A. 1914

Miles travelled by E. C. King, rail. . . . .	4,021
“ “ “ wagon. . . . .	3,839
“ “ E. E. Taylor, rail. . . . .	3,897.6
“ “ “ wagon. . . . .	1,753
Number of places visited to make reports during period. . . . .	172
By E. C. King. . . . .	80
E. E. Taylor. . . . .	92
Days at home office—	
By E. C. King. . . . .	104½
E. E. Taylor. . . . .	137½
Days off duty—	
By E. C. King. . . . .	17
E. E. Taylor. . . . .	3
Number of persons called at home office during period for information regarding leases and ranches. . . . .	510
Total expenses independent of salaries—	
By E. C. King. . . . .	\$ 730 10
E. E. Taylor. . . . .	487 74
Total. . . . .	<u>\$1,217 84</u>
Number of letters written and personally attended to by myself. . . . .	323
Number of cattle found on places visited during inspection. . . . .	26,688
Horses and cattle mixed. . . . .	432
Horses only. . . . .	5,586
Sheep. . . . .	5,856

## GENERAL CONDITIONS.

I find that generally the conditions are fairly good. Range lands have provided fairly good grass and plenty of hay for winter and many ranchers are carrying over hay for next winter.

Climatic conditions have never been better than during last year. There was plenty of rain, very little bad weather, (few storms). A very mild winter and stock came through in splendid shape, fat and in good condition and very little loss.

All the above conditions were very much to the advantage of stockmen generally throughout Alberta and Saskatchewan.

## PRICES OF CATTLE.

Prices of cattle have been good and have gradually increased last year from 6½ cents to now 8½ cents, live weight, the highest prices ever known in the West. I have learned of many steers having been sold from \$100 to \$125 per head and many of them right off the range.

## SCARCITY OF CATTLE.

Cattle are very scarce, country is more or less in a depleted condition. There is now not more than enough beef in two provinces to feed the people of same living here let alone shipping to foreign markets. I would judge cattle so scarce that now only one head where there ought to be one hundred of which the country can easily carry would judge the above conditions largely accounted for by the low prices of the past five years.



## SESSIONAL PAPER No. 25

The wholesale slaughtering of calves and the general spaying of females I am pleased to say has nearly ceased. The fact of unstable leases in past few years has had serious effects with the stockmen, for the reasons that no rancher felt he had any settled time to get started and go into the stock business and raise cattle.

There was always the fear of losing his range through the cancelling of leases.

It takes some time to prepare a ranch, buy cattle and look after them and there is only an increase of steers three times in ten years. The stockman must have some certainty to commence with, if this business is to be a sure and profitable basis.

I am now pleased to say that a change is taking place for the better. Ranchers are preparing to go into business more earnestly, they are buying cattle fencing, providing shelter, better buildings and in some cases providing water from wells sunk on ranges.

All the above I lay down to the fact that the government is preparing to protect the stockmen by giving permanent leases as recommended by the Ranch Commission.

This country is splendidly adapted for stock and anything that can be done to encourage the same ought to be done as soon as possible.

Alberta is simply mixed farming country and no better do I know of for stock raising. Encouragement along the above lines will provide a nation of wealth not to be equalled anywhere throughout the world.

The permanent lease of 10 years and the exacting of same to be fenced seems to be the proper solution of the stock business. I herewith quote the statements made by a local paper this week regarding the cattle situation at our local fair.

## STOCK RAISING ON THE INCREASE IN ALBERTA.

'One thing in connection with the local exhibition—and a situation which extends far beyond the bounds of any Western fair—which must be particularly gratifying to all well-wishers of Alberta, is the extent of the livestock exhibits and the splendid class of animals found all through the stables.

'Probably the most profitable and necessary product of the Alberta farm of the present day is livestock. For several years, it would seem, the amount of stock available for market purposes has been continually decreasing with the result that meat prices have soared out of all reach of the common people, while in a great many sections of the country the grain which has been grown in such preponderance, to the exclusion of live stock, has been a drug on the market so that the farmers have been heavy losers.

'That the agriculturists have heard the call for stock and are profiting by it, however, is plain to be seen by anyone who makes a visit to the stables at the exhibition. The display is exceptional, both as to quality and quantity, which is certainly a good indication of the future prosperity of Alberta and the West generally.

'A new era is dawning for the farmers of this province, and the raising of stock is going to hasten the time for more profitable farming. It is a trite saying that "the Lord helps those who help themselves," and the fact that Alberta agriculturists are going in so extensively for stock gives unmistakable evidence that they are not neglecting a valuable opportunity. And, when this is made the most of, both the farm and the city will feel the effect of the stimulus afforded by stock raising in the rural districts.'

## THE HORSE SITUATION.

I am of the opinion that too many lately have gone into the raising of horses, as the country is full of horses (and chiefly of a small class). There are at least 25,000 head of horses on the north side of the Red Deer River, weighing from 900 to 1,100 lbs. The owners now find no demand and if forced to sell their stock would not

4 GEORGE V., A. 1914

obtain more than \$50 per head for them. I have been endeavouring to persuade many people that I have met to change their methods, that is, give up the horses and go into stock, which in the end will be most profitable.

The over raising of horses is largely accounted for by the fact that horses are much easier to raise than cattle and have been more profitable. I also account for same by the fact that a rancher can have horses raised for an average cost of \$15 per head, they rustle their own living and require no looking after, in fact, it is a lazy rancher's life raising horses as against cattle.

These methods must change and many men must yet find out by bitter experience how best to get on.

All of the above report is respectfully submitted by your ranch inspector.

Your obedient servant,

E. E. TAYLOR,  
*Inspector of Ranches.*

### No. 28.

## REPORT OF THE SUPERINTENDING ACCOUNTANT.

ACCOUNTS BRANCH,

OTTAWA, May 31, 1913.

W. W. CORY, C.M.G.,

Deputy Minister of the Interior,

Ottawa, Ontario

SIR,—I have the honour to submit herewith statements of revenue collected from various sources during the fiscal year ended March 31, 1913, as follows:—

A.—Dominion Lands, including Yukon. . . . .	\$3,647,457 61
B.—Ordnance Lands. . . . .	60,607 80
C.—School Lands. . . . .	1,621,508 11
D.—Registration Fees, Yukon. . . . .	1,241 25
E.—Fines and Forfeitures, N.W.T. . . . .	15 00
F.—Casual Revenue. . . . .	22,873 55
G.—Seed Grain Repayments. . . . .	171,342 87
H.—Fines Under Immigration Act. . . . .	7,135 35
I.—Chinese Immigration Revenue. . . . .	3,549,242 00
J.—Sales of Land, Special Account. . . . .	452,521 88
	<hr/>
	\$9,533,945 42

A Statement of Revenue on account of Dominion Lands (marked K) shows the receipts monthly, classified under sub-heads.

Statement (marked L) shows a comparison between the receipts on account of revenue of the previous twelve months.

The gross receipts from all sources for the fiscal year 1912-1913 amount to \$9,533,945.42, an increase of \$2,737,189.11 over the receipts of the previous year.

Your obedient servant,

CHAS. H. BEDDOE,  
*Superintending Accountant.*

## SESSIONAL PAPER No. 25

## A.—DOMINION Lands Revenue (Cash and Scrip) for the Fiscal Year ending March 31, 1913.

Agencies.	Cash.	Scrip.	Total.
YUKON TERRITORY.			
	\$ cts.	\$ cts.	\$ cts.
Sales of land .....	2,898 08		2,898 08
Rentals of land .....	7,497 43		7,497 43
Map sales, office fees, &c .....	80 75		80 75
Timber dues .....	11,616 36		11,616 36
Hay permits .....	149 00		149 00
Coal lands .....	1,209 11		1,209 11
Mining fees .....	65,360 00		65,360 00
Export tax on gold .....	125,469 52		125,469 52
Free certificates for export of gold .....	115 00		115 00
Hydraulic leases .....	2,688 50		2,688 50
Dredging leases .....	1,515 60		1,515 60
Homestead fees .....	130 00		130 00
Rent of water power .....	301 00		301 00
Interim Receipt Account .....	602 50		602 50
	219,623 85		219,623 85
DOMINION LANDS AGENCIES.			
Battleford .....	78,956 42	320 00	79,276 42
Brandon .....	5,483 59		5,483 59
Calgary .....	322,403 12		322,403 12
Dauphin .....	14,079 14		14,079 14
Edmonton .....	113,496 16	48 00	113,544 16
Estevan .....	135,303 81	320 00	135,623 81
Grande Prairie .....	12,112 53		12,112 53
Grouard .....	7,968 36		7,968 36
Humboldt .....	21,315 44		21,315 44
Kamloops .....	15,391 21		15,391 21
Lethbridge .....	130,612 51	2,400 00	133,012 51
Maple Creek (one month) .....	12,140 03		12,140 03
Medicine Hat .....	206,365 52	1,355 59	207,721 11
Moosejaw .....	302,869 52		302,869 52
New Westminster .....	27,439 26		27,439 26
Prince Albert .....	33,931 43		33,931 43
Red Deer .....	78,775 82	80 00	78,855 82
Regina .....	21,958 23		21,958 23
Saskatoon .....	266,162 86		266,162 86
Swift Current .....	297,603 81	1,834 20	299,438 01
Winnipeg .....	57,501 48		57,501 48
Yorkton .....	21,056 49		21,056 49
	2,182,426 74	6,357 79	2,188,784 53
CROWN TIMBER AGENCIES.			
Battleford .....	251 60		251 60
Brandon .....	201 25		201 25
Calgary .....	28,621 97		28,621 97
Dauphin .....	7,406 41		7,406 41
Edmonton .....	134,958 08		134,958 08
Estevan .....	28 50		28 50
Grande Prairie .....	93 45		93 45
Grouard .....	1,182 11		1,182 11
Humboldt .....	47 60		47 60
Kamloops .....	62,920 52		62,920 52
Lethbridge .....	525 57		525 57
Maple Creek (one month) .....	17 00		17 00
Medicine Hat .....	250 48		250 48
Moosejaw .....	262 45		262 45
New Westminster .....	58,524 48		58,524 48
Prince Albert .....	62,997 25		62,997 25
Red Deer .....	312 31		312 31
Regina .....	1 00		1 00
Saskatoon .....	46 00		46 00
Swift Current .....	173 75		173 75
Winnipeg .....	92,670 31		92,670 31
Yorkton .....	630 24		630 24
	452,122 39		452,122 39

4 GEORGE V., A. 1914

A.—DOMINION Lands Revenue (Cash and Scrip) for the Fiscal Year ending March 31, 1913.—*Concluded.*

Agencies.	Cash.	Scrip.	Total.
MISCELLANEOUS.	\$ cts.	\$ cts.	\$ cts.
Rocky Mountains Park .....	34,173 98		34,173 98
Jasper Park .....	2,197 01		2,197 01
Yoho Park .....	892 98		892 98
Waterton Lakes Park .....	176 25		176 25
Buffalo Park .....	7 00		7 00
Elk Island Park .....	1 50		1 50
Survey fees .....	3,462 76		3,462 76
Irrigation fees .....	862 00		862 00
Map sales, office fees, &c. ....	10,567 35		10,567 35
Fees, Board of Examiners, D.L.S. ....	1,040 00		1,040 00
Mining fees .....	6,937 17		6,937 17
Grazing lands .....	79,412 76		79,412 76
Hay permits .....	8,340 02		8,340 02
Coal lands .....	479,247 78		479,247 78
Dredging leases, N.W.T. ....	607 65		607 65
Stone quarries .....	17,276 77		17,276 77
Rent of water power .....	402 48		402 48
Suspense account .....	2,791 20		2,791 20
Sales of land .....	53,385 00		53,385 00
Petroleum .....	60,063 73		60,063 73
Sand, stone and gravel .....	8,255 43		8,255 43
Forestry branch, sale of trees, &c. ....	903 77		903 77
Irrigation sales .....	19,536 11		19,536 11
Forestry rentals .....	206 81		206 81
Miscellaneous .....	2,537 12	1,386 80	3,923 92
	793,241 63	1,386 80	794,671 43
	3,647,457 61	7,744 59	3,655,202 20
Refunds .....	245,430 98	674 28	240,105 26
	3,402,026 63	7,070 31	3,409,096 94

CHAS. H. BEDDOE,  
*Superintending Accountant.*

## SESSIONAL PAPER No. 25

## B.—STATEMENT of Ordnance Lands Revenue for the Fiscal Year ending March 31, 1913:—

1912.	
April.....	\$ 1,825 46
May.....	204 19
June.....	524 50
July.....	1,141 52
August.....	170 22
September.....	226 53
October.....	235 31
November.....	53,066 98
December.....	1,924 81

1913.	
January.....	1,255 73
February.....	3 25
March.....	29 30
	\$60,607 80
Less Refunds.....	8 00
	\$60,599 80

CHAS. H. BEDDOE,

*Superintending Accountant.*

## C.—STATEMENT of Receipts on account of School Lands for the Fiscal Year ending March 31, 1913.

Month.	Manitoba School Lands.		Saskatchewan School Lands.		Alberta School Lands.		Total.	
	\$	cts.	\$	cts.	\$	cts.	\$	cts.
1912.								
April.....	17,019	14	18,412	75	12,587	54	48,019	43
May.....	22,337	65	24,371	68	59,804	81	106,514	17
June.....	58,739	09	122,487	52	67,796	14	239,023	05
July.....	21,051	67	74,993	62	59,911	75	155,957	04
August.....	8,652	54	24,159	54	27,308	43	60,120	51
September.....	17,631	52	38,568	65	42,109	29	98,309	46
October.....	13,649	60	40,688	27	40,847	20	94,585	07
November.....	131,906	99	227,511	68	83,881	34	443,303	01
December.....	38,442	60	118,255	11	49,027	51	205,725	22
1913.								
January.....	22,288	27	33,389	09	17,916	85	73,594	21
February.....	19,718	33	16,967	23	13,559	81	50,185	37
March.....	8,648	29	18,770	80	18,752	48	46,171	57
	379,485	69	748,515	94	493,566	48	1,621,568	11

CHAS. H. BEDDOE,

*Superintending Accountant.*

4 GEORGE V., A. 1914

D.—STATEMENT of Registration Fees in the Yukon Territory for the Fiscal Year ending March 31, 1913.

Month.	District.	Registrar.	Amount.
			\$ cts.
1912.			
April.....	Yukon.....	N. Laliberté.....	61 25
May.....	".....	".....	51 05
June.....	".....	".....	180 00
July.....	".....	A. E. Lamb.....	100 45
August.....	".....	".....	122 15
September.....	".....	".....	149 60
October.....	".....	".....	171 40
November.....	".....	".....	175 50
December.....	".....	".....	104 00
1913.			
January.....	".....	".....	24 00
February.....	".....	".....	65 00
March.....	".....	".....	26 85
Total.....			1,241 25

CHAS. H. BEDDOE,  
*Superintending Accountant.*

E.—STATEMENT of Fines and Forfeitures in the Northwest Territories for the Fiscal Year ending March 31, 1913.

Month.	From whom Received.	Amount.
		\$ cts.
1912.		
September.....	A. J. Bell, P. M.....	15 00

CHAS. H. BEDDOE,  
*Superintending Accountant.*

## SESSIONAL PAPER No. 25

## F.—STATEMENT of Casual Revenue for the Fiscal Year ending March 31, 1913.

Name.	Particulars.	Amount.	
		\$	cts.
Wm. D. Marshall.....	Refund cost of legal expenses <i>re</i> N. W. 32-13-7-W4..	130	47
Agent Dominion Lands Swift Current Dept. Public Works.....	Sale of horse of late Homestead Insp., Wm. Milburn	200	00
".....	Refund amount paid by G. L. Stewart to Thos Carroll for repairs—Immigration Expenses.....	7	25
".....	Refund amount paid to Blackmore & Reeves for rent of office at Pt. Francis, Jan., 1912—Immigration..	15	00
H. Charlebois.....	Refund amount over expenses 1906-7—Immigration..	5	00
Arch. Coxford.....	Refund price of horse sold by instructions from Chief Supt. of Parks—Parks Vote.....	52	85
W. S. Larose.....	Unexpended balance of advance for expenses.....	3	65
Dr. A. R. Gow.....	Refund overcharge for subscription to <i>Halifax Herald</i> , February, 1912—Immigration.....	1	00
Grand Trunk Ry. Co.....	Refund freight charges on advertising matter from Aug. 14 to Sept. 19, 1911—Immigration.....	90	88
Public Works Dept.....	Refund rent of hall at Vegreville, Apr. 1 to Oct. 1, 1912.....	240	00
F. C. Blair.....	Unexpended balance of advance for expenses—Immigration.....	0	65
A. Hallonquist.....	Refund over amount expenses.....	2	50
J. S. Pat ick.....	Refund overpayment salary, Jan. 1912.....	28	39
Jos. Polson.....	Refund over amount expenses—Immigration.....	1	40
Legal representatives late W. T. Ratz.....	Cheque No. 4116 not used—Boundary Surveys.....	108	33
H. J. Harrigan.....	Salary cheque not used—Civil Govt. Contgs.....	1	49
Jas. Craig.....	} Cheques for services 'Not used' Dominion Lands & Parks—Forestry.....	16	00
J. Collins.....		16	00
C. C. Yarbough.....		4	00
Hugh Stewart.....		2	25
W. T. Howard.....		1	50
C. R. Durkee.....		1	50
Dept. Public Works.....	Refund charges moving furniture, &c., Battleford Ld. Office.....	58	00
J. W. Martin.....	Refund unexpended balance advance for Homestead Inspector Scott's outfit—Dominion Lands and Parks Contingencies.....	29	10
Dept. Public Works.....	Balance paid for coal, Battleford Office—Dominion Lands and Parks Contingencies.....	41	77
H. Charlebois.....	Refund amount over expenses 1906-7—Immigration..	5	00
H. Martineau.....	Overpayment amount over expenses—Forestry.....	50	00
F. R. Drake.....	Re expenses of arbitration between town of Moose-jaw and W. H. Johnson—Irrigation Surveys.....	200	00
J. W. Curry.....	Salary overpaid in 1911-12—Forestry.....	68	29
Canadian Pacific Ry. Co.....	Refund railway fare A. E. Barns to Bow Island.....	59	15
Dept. Public Works.....	Refund rent of N. Battleford Office Aug. 5 to Nov. 5, 1911—Immigration.....	75	00
Chas. Grayson.....	Cheques to adjust salary overpaid April and May, 1911, Dominion Lands O. S. Salaries.....	100	00
".....	Unexpended balance advance for expenses 1911 Boundary Surveys.....	116	66
O. J. Klotz.....	Cheque for March not used—Forestry.....	100	00
J. W. Curry.....	Amount disallowed <i>re</i> Survey 1911—Boundary Survey.	3	00
J. J. McArthur.....	Account expenses, 1906-1907—Immigration.....	5	00
H. Charlebois.....	Refund for shrinkage on oats <i>re</i> seed grain, 1911, (per S. G. Cheque No. 4881 of June 9, 1911).....	172	92
Union Grain.....	Sale of old buggy and harness used Hd. Insp., R. Parker (Dominion Inspector and Parks Contingencies).....	20	00
Yorkton.....	Balance <i>re</i> Improvements, Parish of St. Peters Indian Reserve (Special Note, 1908-9).....	131	60
Wm. Lagimodiere.....	Refund <i>re</i> Hd. Inspector Jones' outfit (Dominion Lands and Parks Contingencies).....	29	70
J. W. Martin.....	Balance amount travelling expenses—Dominion Lands and Parks and Dominion Parks.....	28	05
F. H. Byshe.....	Salary cheques Aug. and Sept., 1911 not used—Civil / Government Salaries.....	83	12
C. S. Dubuc.....	Refund amount expenses, 1906-7—Immigration.....	77	76
H. Charlebois.....	Sale of old wagon, Immigration Office, London.....	5	00
Finance Dept.....	Proceeds sale of horse.....	58	40
P. Reykdal.....	Unexpended balance of advance—Immigration.....	40	00
L. M. Fortier.....		48	70





## SESSIONAL PAPER No. 25

F.—STATEMENT of Casual Revenue for the Fiscal Year ending March 31, 1913—*Con.*

Name.	Particulars.	Amount.
		\$ cts.
Jas. Sward.....	Refund amount paid him for commission on farm help in 1907 in error.....	6 00
J. W. Martin.....	Refund balance on hand cheque No. 7881 dated October 4, 1912.....	30 15
F. W. Beard.....	Refund value of articles lost while employed in Forestry Branch.....	27 25
John Francis.....	Amount paid for transport of iron posts—Dominion Lands and Parks Surveys Account 1911.....	16 50
H. Douglas.....	Refund amount advances previous years from Can. National Parks, Appropriation for expenses re Buffalo herd.—Dominion Lands and Parks—Parks	1,647 16
Rev. L. P. Gravel.....	Salary cheque No. 1392, March, 1912, not used.....	50 00
Rev. J. Onellette.....	Refund of balance unexpended amount travelling expenses—Immigration.....	15 50
J. D. Craig.....	Refund amount 141st Mer. Survey—Boundary Surveys—for goods sold to Indian Dept., these goods having been purchased during 1911-1912—Boundary Surveys.....	123 04
J. D. Craig.....	Refund of amount of sale eleven dogs and outfit used on 141st Mer. Survey—Boundary Surveys Dominion Lands and Parks.....	297 00
F. H. Kitto.....	Refund balance on hand unexpended from an advance made F. H. Kitto during 1911-1912—Dominion Lands and Parks—Surveys.....	2 75
H. M. Ross.....	Refunds by Customs Department overcharge on photo supplies—Forestry Dominion Lands and Parks.....	0 73
J. T. Spicer.....	Sale of old lumber—Immigration Contingencies.....	15 00
J. D. Craig.....	Refund amount realized on goods sold to Department of Indian Affairs (goods paid through Boundary Surveys originally).....	1,067 99
Collector of Customs, Ottawa.....	Refund customs duties on literature 1911-12—Immigration Expenses.....	757 36
A. D. L. Yorkton.....	Refund proceeds sale of horse formerly used by Insp. D. McLeod—Dominion Lands and Parks Contingencies.....	75 00
D. J. McCarthy.....	Refund balance over amount expenses—Dominion Lands and Parks Contingencies.....	3 75
The Comptroller, Yukon Territory.....	Balance of unclaimed estate of G. A. Maddalina, deceased—Yukon Territory.....	270 00
A. D. L. Prince Albert.....	Proceeds sale of horses used by Tbr. Inspector J. S. Coombs—Dominion Lands and Parks Contingencies.....	150 00
R. E. A. Leech.....	To recoup balance due over amount Immigration expenses—Immigration Expenses.....	227 23
".....	To recoup Dominion Lands Contingencies—Dominion Lands and Parks Contingencies.....	22 77
A. T. Guilez.....	Refund of unexpended balance of sum advanced for repatriation of Thompson and Taylor families from Cuba—Relief of Distressed Canadians.....	34 07
Department of Public Works for M. J. Macleod.....	Refund over amount lighting and cleaning Moosejaw Land Office—Dominion Lands and Parks Contingencies.....	701 60
W. J. Morrison.....	Refund proceeds old harness—Dominion Lands and Parks Contingencies.....	5 00
Wm. Ashmore and Dr. Bryant.....	Refund part proceeds sale of horse—Dominion Lands and Parks—Protection of Timber.....	100 00
H. Charlebois.....	Refund over amount expenses—Immigration 1906-7.....	5 00
J. Jones.....	Refund over amount expenses 1911-12—Immigration.....	6 00
Thos. Murphy.....	Proceeds sale of log stable Cypress Hill Reserve—Dominion Lands and Parks—Forestry.....	12 00
Edmund Graham.....	Refund costs of case in The King vs. Edmund Graham and interest from July 1, 1910 at 5 per cent.—Dominion Lands and Parks—Costs of Litigation.....	215 44
P. R. A. Belanger.....	Refund of pay at \$5 per diem from March 22 to March 31, 1911, inclusive—Dominion Lands and Parks Surveys.....	50 00
Commr. Immigration, Winnipeg.....	City of Regina refund overpayment on electric light bill—Immigration Expenses.....	0 50

4 GEORGE V., A. 1914

F.—STATEMENT of Casual Revenue for the Fiscal Year ending March 31, 1913—*Con.*

Name.	Particulars.	Amount.
		\$ cts.
C. T. A., Winnipeg.....	Proceeds sale of cutter—Dominion Lands and Parks Contingencies.....	5 00
H. Charlebois.....	Refund over amount expenses, 1906-1907—Immigration expenses.....	5 00
C. T. A., Winnipeg.....	Proceeds sale of buggy and cutter—Dominion Lands and Parks Contingencies.....	36 00
E. E. Kern.....	Salary cheque for August, 1911, not used—Dominion Lands and Parks, O. S. Salaries.....	23 06
Hudson Bay Co.....	In payment for a scow taken by a man named Brown—Dominion Lands and Parks Protection of Timber.....	100 00
George Black, Commissioner, Y.T.....	Balance of advance made in February, 1912—Yukon Territory—Expenses of Government.....	75 00
Alex. Norquay, A.D.L., Edmonton.....	Proceeds of sale of stallion, formerly used by Timber Inspector J. A. C. Cameron—Dominion Lands and Parks Contingencies.....	69 00
A. J. Murphy.....	Refund of overpaid account expenses advanced 1911-1912—Immigration.....	83 37
A. J. Sharp.....	Proceeds of sale of team used by Inspector Dennison—Dominion Lands and Parks—Contingencies.....	250 00
Bank of Montreal.....	Refund Cost Inspection orphan children emigrated to Canada.....	8,154 77
F. A. McDiarmid.....	Balance of account advances for surveys, 1911-12—Astronomical Surveys.....	416 69
L. P. O. Noel.....	Overcharge on freight made by C.P.R., 1911-12—Dominion Lands and Parks—Contingencies.....	37 45
R. Plucknett.....	Refund over amount ocean transportation to England—Immigration.....	100 00
Wm. Melburn.....	Sale of horse.....	150 00
".....	Balance of Contingent account.....	18 60
A. E. Sparashatt.....	Balance of Contingent account.....	15 05
Howard Douglas.....	Unexpended balance from Moose Mountain Park.....	346 78
A. D. L., Battleford.....	Sale of team.....	275 00
A. B. McDonald.....	Refund overpayment to Great West Saddlery Co.....	30 00
A. D. L. Edmonton.....	Sale of team.....	150 00
".....	Unexpended balance of J. McInnis.....	54 05
Total.....		22,544 05
Jos. Hodgson.....	Liquor Permit.....	2 00
J. Hornby.....	".....	2 00
Mrs. J. Hislop.....	".....	2 00
Jas. Hislop.....	".....	2 00
H. Lafferty, Jr.....	".....	2 00
H. Lafferty, Sr.....	".....	2 00
Employees of Hudson's Bay Co., at Churchill and York Factory.....	".....	20 00
Rev. C. G. Fox.....	".....	2 00
E. C. Senkler.....	".....	2 00
C. H. Anderson.....	".....	2 00
J. A. Crippen.....	".....	2 00
A. L. Smith.....	".....	2 00
Hudson's Bay Co.....	".....	9 60
Jules Proveux.....	".....	2 00
E. Rivington.....	".....	3 60
C. S. Leggo.....	".....	2 00
Geo. Mucks.....	".....	2 00
Rev. Fr. Lefebvre.....	".....	4 00
F. C. Campbell.....	".....	3 00
Wm. Campbell.....	".....	4 00
A. J. Bell.....	".....	2 00
R. J. McLennan.....	".....	3 00
G. D. Tucker.....	".....	2 00
P. Mercredi.....	".....	2 00
J. F. Cunningham.....	Marriage license fee No. 13 issued by A. J. Bell.....	2 00
Hudson's Bay Co., employees.....	Liquor Permit.....	53 50
".....	".....	10 00
Rev. Father J. C. Lefebvre.....	".....	5 00

SESSIONAL PAPER No. 25

F.—STATEMENT of Casual Revenue for the Fiscal Year ending March 31, 1913—*Con.*

Name.	Particulars.	Amount.
		\$ cts.
Hudson's Bay Co., employees.....	Liquor Permit .....	21 00
" " " .....	" .....	19 00
Lewis Connibear .....	" .....	3 00
		194 70
<i>Registration Fees, Northwest Territories.</i>		
		\$ cts.
Registrar, North-west Territories.....		22 00
" " " .....		112 80
		134 80
	Total Casual Revenue .....	892,873 55

CHAS. H. BEDDOE,

*Superintending Accountant.*

(1. - STATEMENT showing Repayments on Account of Seed Grain Advances and Relief Mortgages for the Fiscal Year ended March 31, 1913.

	Seed Grain Advances, 1912	Seed Grain Advances, 1911	Seed Grain Advances, 1909	Seed Grain Advances, 1908	Seed Grain Advances, 1906	Seed Grain Advances, 1901	Seed Grain Advances, 1900	Seed Grain Advances, 1896	Seed Grain Advances, 1895	Seed Grain Advances, 1894	Seed Grain to Settlers' Account, 1890	Territorial Account, 1896-97-98	Relief Mortgages, 1876	Relief Advances	Total
	\$	\$	\$	\$	\$	\$	\$	\$	\$	\$	\$	\$	\$	\$	\$
	22,214 70	103,556 79	5,551 95	21,132 10	113 38	313 74	57 33	320 87	907 24	1,187 72	510 99	333 02	3,513 70	8,626 34	171,342 87
	299 33	1,230 51	151 29	1,113 59	.....	11 52	.....	9 45	32 16	161 92	76 55	.....	272 73	271 81	3,530 80
Refunds.	22,005 37	102,326 25	5,403 66	23,025 51	113 38	392 22	57 33	311 42	875 08	1,025 80	131 44	333 02	3,240 97	8,351 53	167,811 98

CHAS. H. BEDDOE,  
Superintending Accountant.

## SESSIONAL PAPER (No. 25)

## II.—STATEMENT of Fines under Immigration Act for the Fiscal Year ended March 31, 1913.

Month.	From whom received	Amount.
		\$ cts
1912.		
April	H. Bell	200 00
"	C. St. G. Yarwood	20 00
"	J. Bruce Walker	20 00
"	C. St. G. Yarwood	154 00
"	C. St. G. Yarwood	7 50
"	C. St. G. Yarwood	90 00
May	J. H. Rodd	30 00
"	J. S. Clute	25 00
"	H. Bose	105 00
June	C. St. G. Yarwood	10 00
"	Noble Binns	49 00
"	E. Wills	165 00
"	H. G. Lawrence	200 00
"	J. T. MacKay	59 00
"	J. E. Dobie	20 00
"	C. St. G. Yarwood	20 00
"	H. Bose	20 00
"	Noble Binns	105 00
"	O.C.K. Division R. N. W. M. P.	250 00
"	C. St. G. Yarwood	20 00
July	T. D. Cowper	527 00
"	Alex. Fraser	1,408 00
"	T. Mitchie	7 00
"	Ivan Vueltie	7 00
"	Karlo Laine	50 00
"	John Laine	15 00
"	Antti Heikkinen	24 00
"	Paul Lokas	10 00
"	Angelo Caruzo	8 00
"	Geo. Yarwood	30 00
"	Alex. Fraser	1 00
August	H. Bose	114 70
"	C. St. G. Yarwood	30 00
"	City of Nelson	80 00
"	J. S. Clute	25 00
"	E. Wills	210 00
"	Robt. Fleck	40 00
"	C. St. G. Yarwood	4 00
"	G. L. Stewart	25 00
September	W. B. Rose	20 00
"	C. St. G. Yarwood	21 00
"	Henry Bose	100 00
"	J. E. Dobie	90 00
"	Jonas House	10 00
"	E. Hollingsworth	187 00
October	W. C. Livingstone	1 00
"	T. D. Cowper	277 00
November	J. H. Rodd	20 00
October	H. Bose	65 00
November	H. Bose	135 00
"	J. Gardiner	15 00
December	H. Bose	85 00
"	R. E. Plewman	62 40
"	J. T. MacKay	31 00
"	J. E. Dobie	5 00
"	Alex. Fraser	134 00
"	R. J. Reid	520 75
1913.		
January	T. D. Cowper	18 00
"	J. W. Whituan	25 00
"	E. Wills	110 00
February	R. E. Plewman	30 00
"	P. K. Halpin	150 00

4 GEORGE V., A. 1914

H.—STATEMENT of Fines under Immigration Act for the Fiscal Year ended March 31, 1913—*Concluded.*

Month.	From whom received.	Amount.
1913.		§ cts.
February .....	C. St. G. Yarwood .....	40 00
" .....	C. St. G. Yarwood .....	10 00
March .....	H. Bose .....	170 00
" .....	J. T. MacKay .....	160 00
" .....	C. St. G. Yarwood .....	20 00
" .....	Police Magistrate, Vancouver, B.C. ....	50 00
" .....	H. Bell .....	165 00
" .....	H. Bose .....	56 00
" .....	T. D. Cowper .....	176 00
		7,135 35

CHAS. H. BEDDOE,  
*Superintending Accountant.*

## SESSIONAL PAPER No. 25

## I.—STATEMENT of Chinese Immigration Revenue collected by Ports during the Fiscal Year 1912-1913.

Port	Number of Chinese exempt.	Paying Head Tax.		Registration for Leave.		Other Revenue.	Total Revenue.
		Number of Chinese.	Amount.	Number.	Amount.		
			\$ cts.		\$ cts.	\$ cts.	
Victoria.....	218	5,716	2,858,000 00	2,245	2,245 00	2,500 00	2,862,745 00
Vancouver. . .	142	1,283	641,500 00	1,494	1,494 00	1,000 00	643,9 4 00
Nanaimo.....						1,000 00	1,0 0 00
Montreal.....	7	68	34,000 00			500 00	34,500 50
Quebec.....		6	3,000 00				3,000 00
Halifax.....				3	3 00		3 00
St. John.....		4	2,000 00				2,000 00
Ottawa.....		1	500 00			1,500 00	2,000 00
All Ports..	367	7,078	3,539,000 00	3,742	3,742 00	6,500 00	3,549,242 00

CHAS. H. BEDDOE,  
*Superintending Accountant.*

## J.—STATEMENT of Receipts received on account of Sales of Land, which amounts have been credited to the Special Accounts of the following Railway Companies:—

Railway Company.	Date of Order-in-Council.	Amount.	Total.
		\$ cts.	\$ cts
Calgary and Edmonton Railway.....	August 17, 1908.....	54,630 00	
Qu'Appelle Long Lake and Saskatchewan Railway.....	( May 8, 1907..... ) ( July 10, 1907..... )	126,590 88	
Lake Manitoba Railway and Canal Company ..	} December 5, 1908.....	271,301 00	452,521 88
Canadian Northern System .....			

CHAS. H. BEDDOE,  
*Superintending Accountant.*

K.—STATEMENT of Gross Receipts on Account of Dominion Lands Revenue for Fiscal Year ended March 31, 1913.

Month.	Homestead Fees.		Pro-emption and Purchased Homestead Fees.		Improvements.		General Sales of Lands.		Timber Fees.		Rental from Grazing Lands.		Export Tax on Gold, Mining Fees, Hay, Coal Lands, &c.		Canadian National Parks.		Survey Fees.		Map Sales, Rental, Office Fees and Miscellaneous.		Total.
	\$.	cts.	\$.	cts.	\$.	cts.	\$.	cts.	\$.	cts.	\$.	cts.	\$.	cts.	\$.	cts.	\$.	cts.	\$.	cts.	
1912.																					
April	11,550 00		10,880 00		14,437 93		105,346 12		50,205 49		4,823 12		45,288 18		3,501 65		217 00		6,254 71		285,504 21
May	38,350 00		10,680 00		14,129 91		130,380 78		70,708 91		6,018 03		47,333 59		4,299 72		708 13		2,992 86		325,601 91
June	39,960 00		13,360 00		17,103 77		133,251 49		39,103 66		5,041 78		83,042 37		3,486 21		303 90		2,656 02		337,324 90
July	42,000 00		12,800 00		18,908 00		169,932 23		51,856 44		6,167 02		84,649 45		5,695 67		375 16		2,768 80		395,082 86
August	31,670 00		9,800 00		15,814 55		120,482 75		29,411 48		6,680 17		99,119 75		3,737 38		160 00		1,336 30		318,282 98
September	21,630 00		6,990 00		13,313 55		114,298 97		11,532 24		9,442 93		7,352 83		2,606 56		149 18		936 49		290,152 75
October	23,285 00		7,030 00		13,225 38		128,931 09		44,724 46		7,986 05		80,040 51		2,227 15		96 90		2,051 90		309,608 44
November	27,760 00		8,200 00		14,237 15		181,882 75		28,940 81		6,617 01		71,737 54		2,069 88		590 35		1,514 42		347,206 92
December	20,960 00		5,850 00		15,241 97		171,502 38		24,080 82		6,678 91		62,918 00		2,247 05		338 85		1,071 23		314,889 27
1913.																					
January	13,830 00		3,700 00		10,311 00		122,850 20		41,615 70		7,805 44		66,201 23		3,639 06		383 83		1,359 76		271,719 19
February	11,630 00		2,740 00		9,801 50		125,107 02		31,365 73		5,693 16		45,860 64		1,333 62		128 10		4,240 01		297,959 68
March	18,360 00		4,740 00		11,319 71		115,987 30		40,163 01		6,446 11		41,684 59		2,291 76		514 94		2,797 02		244,124 47
	337,055 00		96,860 00		168,904 42		1,630,955 76		463,738 75		79,112 76		799,231 64		37,448 72		3,963 35		29,887 21		3,647,457 61

CHAS. H. BEDDOE,  
Superintending Accountant.



## SESSIONAL PAPER No. 25

L.—STATEMENT of Gross Receipts (Cash and Scrip) on Account of Dominion Lands Revenue for the Fiscal Year ended March 31, 1913, compared with the previous Year.

Particulars.	1912-13.		1911-12.		Increase.	Decrease.	Net Increase.	
	\$	cts.	\$	cts.				
Dominion Land Agencies .....	2,188,784	53	2,635,980	27		447,195	71	
Crown Timber Agencies .....	452,122	39	382,396	92	69,725	47		
Hay, Mining, Coal, Grazing, &c. ....	757,222	71	668,664	14	88,558	57		
Yukon Territory .....	219,623	85	234,497	66		14,873	81	
Canadian National Parks .....	37,448	72	56,497	74		19,049	02	
	3,655,202	29	3,978,036	73	158,281	04	481,118 57	322,834 53

CHAS. H. BEDDOE,  
*Superintending Accountant.*

## No. 29.

## REPORT OF THE SCHOOL LANDS BRANCH.

SCHOOL LANDS BRANCH,

OTTAWA, June 17, 1913.

W. W. CORY, Esq., C.M.G.,  
Deputy Minister of the Interior,  
Ottawa.

SIR,—I have the honour to submit the following report on the business of the School Lands Branch of the Department for the fiscal year ending March 31, 1913.

*Sales.*

As no general auction sales of school lands were held during the previous fiscal year, and as the demand for these lands was very great, it was decided to hold a series of sales during the fall of the year 1912. With the consent of the Governor General-in-Council auction sales were, therefore, arranged for and held in the places hereunder mentioned, with the following results:—

## MANITOBA.

Date.	Place.	Area offered in acres.	Area disposed of in acres.	Total amount realized.	Average price per acre.
1912.				\$ cts.	\$ cts.
Oct. 22 .....	Virden .....	9,712 83	6,811 69	68,695 37	10 08
" 23 .....	Hartney .....	15,789 50	2,922 90	26,380 30	9 03
" 25 .....	Somerset .....	30,373 87	13,043 19	138,228 28	10 59
" 28 .....	Portage la Prairie .....	47,878 04	22,179 66	257,277 45	11 60
" 30 .....	Winnipeg .....	39,412 04	19,524 47	220,028 10	11 27
	Tyndall town lots .....			149 00	
	Total .....	143,166 28	61,481 91	710,758 50	8 11 02

4 GEORGE V., A. 1914

In addition to the foregoing, certain parcels of land, 10 acres in all, were sold under the provisions of the Dominion Lands Act by private sale to boards of trustees for school sites at \$10 per acre, amounting to \$100. The sales of lands to railway companies under the provisions of the Railway Act for right-of-way and other purposes of the railway amounted to 46.76 acres for \$288.30.

The total area sold during the year at public auction and by private sale was 64,538.67 acres for \$711,146.80, or an average price of \$11.02 per acre.

The net area of school lands in the Province of Manitoba sold from the beginning to March 31, 1913, is 641,179.76 acres for \$6,237,398.33. Of this sum the amount collected was \$3,386,924.74, of which \$30,000 was advanced to the province, leaving the amount of principal collected and standing to the credit of the fund on April 1, 1913, \$3,356,924.74.

## SASKATCHEWAN.

Auction sales of school lands were held as follows:—

Date.	Place.	Area offered in acres.	Area disposed of in acres.	Total amount realized.		Average price per acre.	
				\$	cts.	\$	cts.
April 12....	Battleford.....	124	124	14,260	00	115	00
June 12....	Saskatoon.....	150	150	4,387	50	29	25
Oct. 31....	Moosejaw.....	626 35	626 35	141,616	70	226	10
Nov. 4....	Canora.....	34,197 02	18,094 96	292,654	88	16	17
" 5....	Wadena.....	17,286 52	2,853 60	32,433	40	11	36
" 7....	Quill Lake.....	18,467 68	4,424 38	42,941	60	9	71
" 9....	Humboldt.....	21,387 42	6,500 78	81,435	82	12	53
" 11....	Lanigan.....	28,163 63	10,090 92	124,136	52	12	30
" 14....	Wilkie.....	25,328 57	9,010 63	178,155	10	19	77
" 18....	Battleford.....	26,948 10	7,655 34	194,128	39	25	36
" 21....	Davidson.....	17,264 01	10,864 01	222,868	04	20	51
" 22....	Craik.....	20,706 92	8,456 39	159,797	31	18	90
" 26....	Loreburn.....	22,585 73	14,748 23	389,345	78	26	39
" 29....	Melville.....	28,605 37	9,529 66	113,658	80	11	93
	Total.....	261,841 32	103,129 25	1,991,819	84	\$19	31

The area sold by private sale to boards of trustees for school sites comprised in all 69.50 acres at \$10 per acre, or a total of \$695.

A total of 394.34 acres were also sold to railway companies for railway purposes under the provisions of the Railway Act for \$11,013.23, making the total area sold during the fiscal year 103,593.09 acres for \$2,003,528.07, an average price of \$19.34 per acre.

The net area sold from the beginning to March 31, 1913, was 609,346.64 acres for \$8,862,021.97, or an average price of \$14.54 per acre. Of this sum the total amount collected was \$2,566,464.57, which now forms the balance to the credit of the School Lands Endowment Fund.

## SESSIONAL PAPER No. 25

## ALBERTA.

The following auction sales were held in Alberta:—

Date.	Place.	Area offered in acres.	Area disposed of in acres.	Total amount realized.		Average price per acre.	
				\$	cts.	\$	cts.
April 18 .....	Red Deer.....	154 57	154 57	3,091	40	20	00
May 23 .....	Medicine Hat....	640	640	56,640	00	88	50
Dec. 5.....	Macleod.....	113 22	113 22	19,814	02	175	00
" 6.....	Medicine Hat.....	3,840	1,280	29,280	00	22	88
	Total.....	4,747 79	2,187 79	108,825	42	849	75

The area sold by private sales to boards of trustees for school sites at \$10 per acre comprised 52 acres, amounting to \$520, and 135.23 acres were sold to railway companies under the provisions of the Railway Act for purposes in connection with the railway for \$1,894.28, making the total area sold during the fiscal year 2,375.02 acres for \$111,239.70, or an average price of \$46.83 per acre.

The net area sold from the beginning to March 31, 1913, was 559,698.79 acres for \$6,537,983.51, or an average price of \$11.68 per acre. Of this sum the total amount collected was \$2,088,909.20.

## SUMMARY OF SALES.

For fiscal year ending March 31, 1913:—

		\$	cts.
Manitoba.....	64,538.67 acres for.....	711,146	80
Saskatchewan.....	103,593.09 acres for.....	2,003,528	07
Alberta.....	2,735.02 acres for.....	111,239	70
Total.....	170,866.78 acres for.....	\$2,825,914	57

## SALES FROM BEGINNING TO MARCH 31, 1913.

		\$	cts.
Manitoba.....	641,179.76 acres for.....	6,237,398	33
Saskatchewan.....	609,346.64 acres for.....	8,862,021	97
Alberta.....	559,698.79 acres for.....	6,537,983	51
Total.....	1,810,225.19 acres for.....	\$21,637,403	81

## GRAZING.

The total number of grazing leases in force on April 1, 1913, was 14. All of these will expire during the current year, and if renewed will be in the form of grazing permits, as grazing leases of school lands are no longer issued.

The number of grazing permits issued during the fiscal year was as follows:—

Manitoba.....	85
Saskatchewan.....	1,102
Alberta.....	593

The revenue derived from grazing permits and leases was \$36,043.61.

4 GEORGE V., A. 1914

## COAL.

The number of coal leases issued during the fiscal year was 22 and the total number in force on the 1st of April, 1913, was 102. The revenue derived from these leases was \$22,736.38.

## HAY.

The number of hay permits issued during the fiscal year was as follows:—

Manitoba . . . . .	555
Saskatchewan . . . . .	2,379
Alberta . . . . .	916
	<hr/>
Total . . . . .	3,850
	<hr/>

The revenue from this source was \$8,046.30.

Attached hereto are three statements lettered respectively A, B and C, showing duly classified the revenue from all sources for the fiscal year from each province, the net total for each province being as follows:—

Manitoba . . . . .	\$ 378,798 47
Saskatchewan . . . . .	730,715 70
Alberta . . . . .	492,381 30
	<hr/>
Total . . . . .	\$1,601,895 47
	<hr/>

Under the provisions of the Orders in Council in that behalf the net revenue collected from the school lands in each province during the fiscal year, less the principal moneys of sales, and after deducting the cost of management, was paid over to the government of each province. The amount to be paid over was arrived at as follows:—

## MANITOBA.

Total net revenue . . . . .	\$378,798 47
Less principal moneys . . . . .	290,820 49
	<hr/>
Revenue other than principal moneys . . . . .	\$ 87,977 98
Less cost of management . . . . .	11,895 63
	<hr/>
Amount to be paid to province . . . . .	\$ 76,082 35
	<hr/>

## SASKATCHEWAN.

Total net revenue . . . . .	\$730,715 70
Less principal moneys . . . . .	532,598 86
	<hr/>
Revenue other than principal moneys . . . . .	\$198,116 84
Less cost of management . . . . .	15,948 82
	<hr/>
Amount to be paid to province . . . . .	\$182,168 02
	<hr/>

## SESSIONAL PAPER :No. 25

## ALBERTA.

Total net revenue. . . . .	\$492,381 30
Less principal moneys. . . . .	318,505 57
<hr/>	
Revenue other than principal moneys. . . . .	\$173,875 73
Less cost of management. . . . .	11,159 66
<hr/>	
Amount to be paid to province. . . . .	\$162,716 07
<hr/>	

In addition to the foregoing amounts the following sums were paid to the Provincial Governments of Manitoba, Saskatchewan and Alberta as the interest accrued on the school lands fund for the fiscal year.

Manitoba. . . . .	\$ 96,405 48
Saskatchewan. . . . .	70,971 13
Alberta. . . . .	60,896 23
<hr/>	
Total. . . . .	\$228,272 84
<hr/>	

Adding the above amounts to the sums paid over to the provinces for revenue collected during the same period as above stated, the total payments to the provinces for the fiscal year were as follows:—

Manitoba. . . . .	\$172,487 83
Saskatchewan. . . . .	253,139 15
Alberta. . . . .	223,612 30
<hr/>	
Total. . . . .	\$649,239 28
<hr/>	

Statements D, E and F hereto attached show the balances standing to the credit of each of the school lands fund on April 1, 1913:—

Manitoba. . . . .	\$3,356,924 74
Saskatchewan. . . . .	2,566,404 57
Alberta. . . . .	2,088,909 20
<hr/>	
Total. . . . .	\$8,012,298 51
<hr/>	

The total expenditure in connection with school lands during the fiscal year was \$39,004.11.

The following is a statement of the work done during the fiscal year:—

Letters sent out from the branch. . . . .	23,622
Letters received. . . . .	16,045
Leases prepared. . . . .	22
Statements of account rendered. . . . .	16,500
Receipts issued. . . . .	5,089
Grazing permits issued. . . . .	1,780
Cultivation permits issued. . . . .	18
Assignments registered. . . . .	462
Requisitions for patent. . . . .	172

The above statement only gives an approximate idea of the volume of business done, as there is a great deal of work which it is impossible to show in a statement.

FRANK S. CHECKLEY,

*Controller.*

STATEMENT A—MANITOBA

STATEMENT of Revenue collected from School Lands for the Fiscal Year from April 1, 1912, to March 31, 1913, both dates inclusive.

Month.	Sales.		Total.		Cultivation.		Grazing.		Timber.		Hay.		Registration Fees.		Total.	
	Principal.		Interest.		%	cts.	%	cts.	%	cts.	%	cts.	%	cts.	%	cts.
	\$.	cts.	\$.	cts.												
1912.																
April	10,450	52	5,704	00	16,154	52	29	00	170	87	5	00	16,350	39	21,360	56
May	16,916	18	4,210	90	21,127	08	27	50	175	37			21,360	56	56,489	89
June	39,702	38	16,635	41	56,338	79	77	30	51	40	41	00	19,650	78	8,232	95
July	10,905	26	8,650	12	19,555	38			51	27			17,443	72	8,910	95
August	6,546	19	1,635	08	8,181	68			36	80	8	50	129,115	13	37,463	50
September	14,548	02	2,850	40	17,398	42	29	00	19	20						
October	5,354	74	2,917	01	8,271	75	26	00	76	30						
November	111,370	32	14,643	21	126,013	53	25	00								
December	26,808	95	10,629	55	37,438	50	25	00								
1913.																
January	16,781	13	5,007	59	21,788	72			140	45	40	00			21,969	17
February	13,963	52	4,164	48	18,128	00	18	01	139	72					18,285	76
March	4,567	49	3,569	12	8,136	61	37	50	589	75					8,563	86
Agenies.	281,514	61	80,648	37	362,162	98	251	34	1,328	13	13	50	363,836	95		
	9,530	06	1,977	39	11,507	45			216	10	2,587	61	1,453	65	15,761	24
Registration Fees.	291,011	67	82,625	76	373,637	43	251	34	1,511	23	2,601	14	1,534	65	379,601	19
															184	00
Fees transferred to Dominion Lands.	291,011	67	82,625	76	373,637	43	251	34	1,511	23	2,601	14	1,534	65	379,785	19
											22	00	277	50	299	50
Refunds	291,044	07	82,625	76	373,670	43	251	34	1,511	23	2,579	11	1,256	55	379,485	69
	224	18	55	19	279	37	78	00	90	00	127	25	112	60	687	22
Total	290,820	49	82,570	57	373,391	06	173	34	1,464	23	2,451	80	1,443	95	378,798	47

FRANK S. CHECKLEY,  
Controller.

SESSIONAL PAPER No. 25

STATEMENT B.—SASKATCHEWAN.

STATEMENT of Revenue collected from School Lands for the Fiscal Year from April 1, 1912, to March 31, 1913, both dates inclusive.

Month.	Sales		Total.	Cultiva- tion.	Grazing.	Timber.	Hay.	Coal.	Gravel.	Registra- tion Fees.	Total.		
	Principal.	Interest.											
	§	cts.	§	§	§	§	§	§	§	§	§		
1912.													
April.....	10,581	07	12,971	49	1,144	87					14,116	36	
May.....	13,120	02	21,552	50	1,097	92					22,649	51	
June.....	64,086	55	108,923	73	1,290	75	69	15	393	57	110,258	50	
July.....	42,060	37	72,583	39	971	60	1	10			73,567	89	
August.....	15,984	32	22,455	08	296	14					22,751	22	
September.....	33,442	93	37,456	19	306	88	5	00			38,268	07	
October.....	16,191	61	21,647	36	862	49					22,509	85	
November.....	194,067	85	214,465	56	249	95					214,415	51	
December.....	92,575	08	113,833	80	352	10		137	08		116,302	98	
1913.													
January.....	15,133	14	30,355	59	2,215	17		100	00		32,670	76	
February.....	9,069	36	12,333	82	6	00					15,427	16	
March.....	11,372	77	14,633	87	4,186	06					18,800	18	
Agencies.....	517,685	07	685,034	47	67	75	75	55			701,828	93	
	31,545	63	34,746	11	20	50	6,673	30	80	00	47,555	86	
Registration Fees.....	549,230	70	719,780	58	88	25	20,045	33	1,348	70	749,384	79	
											328	15	
Fees transferred to Dom. Lands.....	549,230	70	719,780	58	88	25	20,045	33	1,348	70	749,712	94	
										7	50	1,197	00
Refunds.....	549,230	70	719,780	58	88	25	20,045	33	1,341	20	748,515	94	
	16,631	84	17,114	66	2	59	589	28	124	40	17,800	24	
Total.....	532,598	86	702,666	52	85	75	19,506	05	1,216	80	730,715	70	

FRANK S. CHECKLEY,  
Controller.

STATEMENT C.—ALBERTA.

STATEMENT of Revenue collected from School Lands for the Fiscal Year from April 1, 1912 to March 31, 1913, both dates inclusive.

Month.	Sales.		Total.	Culti- vation.	Grazing.	Timber.	Hay.	Coal.	Fire Clay.	Gravel.	Petro- leum.	Registe- ration Fees.	Total.
	Principal.	Interest.											
	cts.	cts.	cts.	%	cts.	%	cts.	%	cts.	%	cts.	%	cts.
1912.													
April.....	4,013 67	2,331 26	6,347 93		634 47		9 15	1,163 40					8,115 95
May.....	36,190 27	12,241 08	48,431 35	10 00	835 06		0 30	1,567 12					50,846 83
June.....	43,415 17	18,034 21	61,449 38		511 91		0 50						63,961 79
July.....	39,170 71	19,114 47	58,285 18		418 25		0 50						58,703 93
August.....	15,868 80	8,548 31	24,417 11		243 87			694 10					25,355 08
September.....	31,695 62	8,162 47	39,858 09		255 29			1,322 12			5 00		41,510 41
October.....	26,475 29	8,157 18	34,632 47		216 67			1,079 65					36,428 79
November.....	53,963 64	23,308 93	77,272 57		309 37			1,417 63					78,998 97
December.....	31,341 13	13,468 14	46,749 37		95 70			36 00					46,911 27
1913.													
January.....	6,194 82	3,526 03	9,720 85		2,379 20			2,834 91					15,134 96
February.....	5,489 70	2,907 33	8,397 03		1,916 51			832 16					11,146 30
March.....	8,130 24	2,777 40	10,927 64	3 25	3,891 72			1,110 30					13,432 91
Agencates.....	304,169 36	124,823 41	428,992 77	13 25	11,907 93		1 15	12,247 09			5 00		453,137 19
Registration Fees.....	14,526 10	5,837 49	20,363 59		3,451 42		2,408 15	8,811 21	235 00	5 00	5 00		40,335 29
Registration Fees.....	318,635 46	130,660 90	449,356 36	13 25	15,359 35		2,469 30	21,028 30	235 00	5 00	10 00		493,472 48
Fees transferred to Dom. Lands.....	318,635 46	130,660 90	449,356 36	13 25	15,359 35		2,409 30	21,028 30	235 00	5 00	10 00		493,471 48
Refunds.....	189 89	141 65	331 54		276 02		458 00						465 00
Total.....	318,505 57	130,519 25	449,024 82	13 25	15,083 33		1,943 00	20,863 30	235 00	5 00	10 00	499 00	925,881 30

FRANK S. CHECKLEY,  
Controller.



SESSIONAL PAPER No. 25

## STATEMENT "D."—MANITOBA SCHOOL LANDS.

STATEMENT of Revenue and Expenditure on account of Manitoba School Lands for the Fiscal Year ended March 31, 1913.

Particulars.	Period.	Dr.		Cr.	
		\$	cts.	\$	cts.
By balance on April 1, 1912 .....				3,966,104	25
" sales .....	12 months ended March 31, 1913 .....			373,391	06
" cultivation permits .....	" " " .....			173	34
" timber dues, hay permits, grazing and rentals .....	" " " .....			5,050	07
" registration fees .....	" " " .....			184	00
" interest on fund .....	" " " .....			96,405	48
To cost of management at Ottawa .....	12 months ended March 31, 1913 .....	5,587	39		
" salaries, printing, advertising and general expenses .....	" " " .....	6,308	24		
" revenue and interest paid to Manitoba Government .....	" " " .....	76,082	35		
" interest on fund paid to Manitoba Government .....	" " " .....	96,405	48		
" balance on March 31, 1913 .....	" " " .....	3,356,924	74		
		3,541,398	20	3,541,398	20

FRANK S. CHECKLEY,  
*Controller.*

## STATEMENT "E."—SASKATCHEWAN SCHOOL LANDS.

STATEMENT of Revenue and Expenditure on account of Saskatchewan School Lands for the Fiscal Year ended March 31, 1913.

Particulars.	Period.	Dr.		Cr.	
		\$	cts.	\$	cts.
By balance on April 1, 1912 .....				2,033,865	71
" sales .....	12 months ended March 31, 1913 .....			702,666	52
" cultivation permits .....	" " " .....			85	75
" timber dues, hay permits, grazing and coal rentals and gravel .....	" " " .....			27,635	28
" registration fees .....	" " " .....			328	15
" interest on fund .....	" " " .....			70,971	13
To cost of management at Ottawa .....	12 months ended March 31, 1913 .....	5,587	39		
" salaries, printing, advertising and general expenses .....	" " " .....	10,361	43		
" revenue and interest paid to Saskatchewan Government .....	" " " .....	182,168	02		
" interest on fund paid to Saskatchewan Government .....	" " " .....	70,971	13		
" balance on March 31, 1913 .....	" " " .....	2,566,464	57		
		2,835,552	54	2,835,552	54

FRANK S. CHECKLEY,  
*Controller.*

4 GEORGE V., A. 1914

STATEMENT "F."—ALBERTA SCHOOL LANDS.

STATEMENT of Revenue and Expenditure on account of Alberta School Lands for the Fiscal Year ended March 31, 1913.

Particulars.	Period.	Dr.		Cr.	
		\$	cts.	\$	cts.
By balance on April 1, 1912 .....				1,770,403	63
" sales .....	12 months ended March 31, 1913 .....			449,024	82
" cultivation permits .....	" " " " .....				13 25
" timber dues, hay permits, grazing and coal rentals, fire clay, gravel and petroleum .....	" " " " .....			42,844	23
" registration fees .....	" " " " .....				499 00
" interest on fund .....	" " " " .....			60,896	23
To cost of management at Ottawa .....	12 months ended March 31 1913 .....	5,587	39		
" salaries, printing, advertising and general expenses .....	" " " " .....	5,572	27		
" revenue and interest paid to Alberta Government .....	" " " " .....	162,716	07		
" interest on fund paid to Alberta Government .....	" " " " .....			60,896	23
" balance on March 31, 1913 .....	" " " " .....			2,088,909	20
				<hr/>	
				2,323,681	16
				<hr/>	
				2,323,681	16

FRANK S. CHECKLEY,  
*Controller.*

SESSIONAL PAPER No. 25

## No. 30.

## REPORT OF THE LANDS PATENT BRANCH.

LAND PATENTS BRANCH.

OTTAWA, June 13, 1913.

W. W. CORY, Esq., C.M.G.,  
Deputy Minister of the Interior,  
Ottawa.

SIR,—I have the honour to submit my report on the work performed in the Land Patents Branch of the Department of the Interior during the twelve months which ended on March 31, 1913, and the several statements in relation thereto, marked A to V, inclusive.

## LETTERS PATENT.

The numbers of letters patent issued during the period mentioned was 24,965, covering an area of 4,209,388 acres, which may be classified as follows:—

Province.	Patents.	Acres.
Manitoba .....	1,244	223,507
Saskatchewan .....	14,287	2,392,000
Alberta .....	9,230	1,576,676
British Columbia.....	144	14,719
Yukon Territory .....	60	2,458
	24,965	4,209,388

The nature of these grants, which are given in detail in the statements marked A to E, inclusive, may be summarized as follows:—

Grants.	Patents.	Acres.
Homesteads .....	22,138	3,700,738
Sales .....	2,104	299,936
Railways .....	360	88,191
Free grants .....	188	10,135
Hudson's Bay Company.....	27	98,140
Northwest halfbreeds.....	85	12,147
Licenses of occupation.....	43	92
Assignments of mortgages.....	3	
Quit claims .....	17	
	24,965	4,209,388

There was an increase of 5,611 patents and 1,054,000 acres, as compared with the preceding year, being the largest number of letters patent ever issued during any fiscal year.

4 GEORGE V., A. 1914

There are recorded in the Land Patents Branch 264,123 letters patent, aggregating 69,962,112 acres, which have been issued since 1873 to March 31, 1913. The accompanying statement, marked II shows the number of patents issued each year during that period with the acreage patented in each of such years.

## LAND DISPOSED OF.

Forty-three thousand five hundred and eighty-nine entries recorded in this Branch were granted during the year, aggregating an approximate area of 7,001,200 acres, made up as follows:—

		Acres.	
<b>Homestead entries—</b>			
Manitoba.....	2,826		
Saskatchewan.....	17,556		
Alberta.....	12,942		
British Columbia.....	375		
	33,699	5,391,840	
<b>Pre-emption entries—</b>			
Saskatchewan.....	5,642		
Alberta.....	2,935		
	8,577	1,372,320	
<b>Purchased homesteads—</b>			
Saskatchewan.....	740		
Alberta.....	340		
	1,080	172,800	
<b>South African Volunteer homesteads—</b>			
Saskatchewan.....	79		
Alberta.....	97		
	176	56,320	
<b>Halfbreed scrip locations</b>			
Manitoba.....	9		
Saskatchewan.....	9		
Alberta.....	39		
	57	7,920	
<b>Total</b> .....	<b>43,589</b>	<b>7,001,200</b>	

There was a decrease in the number of homestead entries granted as compared with the previous year of 5,452 entries.

By land agencies the 33,699 homestead entries above referred to were made as follows:—

*Manitoba.*

Brandon.....	27
Dauphin.....	748
Winnipeg.....	2,051
	2,826

*Saskatchewan.*

Battleford.....	1,938
Estevan.....	746
Humboldt.....	1,230
Medicine Hat (part).....	1,469
Maple Creek.....	200
Moosejaw.....	3,271



4 GEORGE V., A. 1914

During the last fiscal year \$1,698,181.46, including \$347,157.03 for interest on deferred payments, was received on account of the sales above mentioned, and \$162,878.47, including about \$18,160.24 on account of interest, was received in payment for seed grain and provision liens.

In connection with these accounts some 50,000 notices with statements of account were sent during the year and 3,545 receipts were issued for payments made at the Department amounting to \$801,706.69, including the payments made in connection with railway lands. These latter payments were recorded in the Railway Lands Branch and are not included in the amount of revenue received on account of the sales above referred to.

## REFUNDS.

In connection with sales and moneys collected for the value of improvements on cancelled homesteads there were 2,628 refunds made amounting to \$182,610.63, including 2,003 refunds amounting to \$125,315.33 on account of improvements, and in connection with seed grain accounts 150 refunds, amounting to \$4,202.42. The latter refunds were mostly made for duplicate payments which had been sent to the Department instead of to the provincial authorities, by whom, in these cases, the seed grain had been advanced to the settlers and the refunds made on account of sales were for overpayments or payments made in advance on account of purchased homesteads or pre-emptions, which is contrary to our practice.

## ACCOMMODATION.

I beg to again call attention to the immediate necessity of providing suitable quarters for the accommodation of the staff and records of the Land Patents Branch. To meet the present requirements and in order to properly group the staff and classify the records at least three times as much floor space as now occupied is needed.

The following is a summary showing, approximately, the work performed in the Land Patents Branch during the fiscal year ending March 31, 1913:—

Files dealt with. . . . .	185,456
Letters sent, written in the Branch. . . . .	25,000
Letters sent, written in the Assistant Secretary's office. . . . .	20,000
Notices sent patentees. . . . .	23,526
Notices sent to purchasers, with statements of accounts. . . . .	50,000
Patents issued and forwarded. . . . .	24,965
Land entries checked and posted. . . . .	43,589
Entries cancelled and recorded. . . . .	22,877
Receipts issued. . . . .	3,545
Requisitions for refunds prepared. . . . .	2,778
Payments amounting to about \$1,861,059.93 checked and posted. . . . .	
Assignments registered. . . . .	322
Instruments appointing substitutes under the Volunteer Bounty Act, 1908, registered. . . . .	201
Applications to purchase land dealt with. . . . .	1,200
Seed grain certificates issued. . . . .	2,521
Seed grain discharges issued. . . . .	2,078
Certified copies of patents prepared. . . . .	222

A great number of plans and sketches were prepared as well as special reports and memoranda to Council, etc., of which no record was kept.

I have the honour to be, sir,

Your obedient servant,

N. O. COTÉ,

*Controller of Land Patents Branch and*

*Registrar of Dominion Lands Patents.*

## SESSIONAL PAPER No. 25

A.—STATEMENT OF LETTERS PATENT covering Dominion Lands situate in Manitoba, Saskatchewan, Alberta, British Columbia and the Yukon Territory, issued from the Department of the Interior during the Fiscal Year ending March 31, 1913, as compared with the Fiscal Year ending March 31, 1912, and recorded in the Land Patents Branch,

Number.	Nature of Grant.	From April 1, 1912, to March 31, 1913.		From April 1, 1911, to March 31, 1912.	
		Patents.	Acres.	Patents.	Acres.
1	Alberta Railway and Irrigation Co's sales .....	253	87,005	151	82,574
2	Assignment of mortgages .....	3		5	
3	British Columbia homesteads .....	98	13,334	106	15,060
4	British Columbia sales .....	44	1,389	65	17,878
5	Coal lands sales .....	10	1,306	10	1,496
6	Coal surface sales .....			2	117
7	Commutation grants .....	4	262	3	101
8	Homesteads .....	22,038	3,686,924	16,911	2,679,655
9	Hudson's Bay Co. ....	27	98,149	15	118,976
10	Leases .....			2	76
11	License of occupation .....	43	92	35	164
12	Manitoba Act grants .....			6	446
13	Manitoba University grants .....			2	320
14	Military bounty grants .....	8	1,252	9	1,441
15	Military homesteads .....	1	320	7	2,197
16	Mining lands sales .....	1	195	9	3,633
17	Mineral rights (27,651 acres) .....	106		85	
18	Northwest half-breed grants .....	85	12,147	160	23,475
19	Parish sales .....	8	2,087	8	904
20	Quit claim, special grants (2,238 acres) .....	17		12	
	Railways—				
21	Calgary and Edmonton Railway Co .....	37	8,960	39	23,357
22	Canadian Northern Alberta Railway Co. ....	2	16		
23	Canadian Northern Railway Co. ....	118	56,544	25	3,343
24	Canadian Pacific Railway grants .....	48	899	124	7,598
25	Canadian Pacific Railway grants, Souris Branch .....			1	42
26	Canadian Pacific Railway roadbed and sta- tion grounds .....	31	457	46	156
27	Grand Trunk Pacific Railway .....	23	161	64	1,282
28	Grand Trunk Pacific Branch Lines Co. ....	5	45	38	252
29	Kootenay Central Railway .....	1	4	9	86
30	Manitoba and Northwestern Railway Co. ....			1	12
31	Manitoba Southwestern Colonization Rail- way Co. ....			5	42
32	Qu'Appelle Long Lake and Saskatchewan Railroad and Steamboat Co. ....	95	21,105	67	14,802
33	Sales .....	1,151	138,768	742	89,850
34	School lands sales .....	472	66,888	355	54,256
35	Special grants .....	176	8,621	198	9,429
36	Yukon Territory homesteads .....	1	160	2	213
37	Yukon Territory sales .....	59	2,298	31	2,155
38	Yukon Territory specials .....			1	
	Totals .....	24,965	4,209,388	19,354	3,155,388

N. O. COTÉ,

*Controller and Registrar  
of Dominion Lands Patents.*

4 GEORGE V., A. 1914

B.—STATEMENT of Letters Patent covering Dominion Lands situate in the Province of Manitoba, issued from the Department of the Interior during the Fiscal Year ending March 31, 1913, as compared with the Fiscal Year ending March 31, 1912, and recorded in the Land Patents Branch.

Number.	Nature of Grant.	From April 1, 1912, to March 31, 1913.		From April 1, 1911, to March 31, 1912.	
		Patents.	Acres.	Patents.	Acres.
1	Assignment of mortgages.....	3		5	
2	Commutation grants.....	4	262	3	101
3	Homesteads.....	932	144,950	692	106,350
4	Hudson's Bay Co.....	7	50,554	1	13,216
5	Manitoba Act grants.....			6	446
6	Manitoba University grants.....			2	320
7	Mining lands sales.....	1	195	2	274
8	Northwest half-breed grants.....	8	997	4	687
9	Parish sales.....	7	320	6	618
10	Quit claim, special grants.....	2		1	
	Railways—				
11	Canadian Northern Railway Co.....	26	1,109	1	3
12	Canadian Pacific Railway grants.....	6	101	14	222
13	Canadian Pacific Railway roadbed and station grounds.....	28	436	46	156
14	Manitoba Southwestern Colonization Ry. Co.....			5	42
15	Sales.....	97	5,782	60	4,194
16	School lands sales.....	111	17,772	113	16,418
17	Special grants.....	12	1,027	12	802
	Totals.....	1,244	223,505	973	143,849

N. O. COTE,

*Controller and Registrar of Dominion Lands Patents.*



## SESSIONAL PAPER No. 25

C.—STATEMENT of Letters Patent covering Dominion Lands situate in the Province of Saskatchewan, issued from the Department of the Interior during the Fiscal Year ending March 31, 1913, as compared with the Fiscal Year ending March 31, 1912, and recorded in the Land Patents Branch.

Number.	Nature of Grant.	From April 1, 1912, to March 31, 1913.		From April 1, 1911, to March 31, 1912.	
		Patents.	Acres.	Patents.	Acres.
1	Homesteads .....	12,984	2,161,857	10,156	1,611,788
2	Hudson's Bay Co .....	10	26,037	9	72,990
3	License of occupation .....	9	.....	13	.....
4	Military bounty grants .....	4	627	4	640
5	Military homesteads .....	.....	.....	6	1,877
6	Mineral rights .....	.....	.....	7	.....
7	Northwest half-breed grants .....	27	4,023	63	9,563
8	Parish sales .....	.....	.....	1	226
9	Quit claim, special grants (2,078 acres) .....	14	.....	11	.....
	Railways—				
10	Canadian Northern Railway Co. ....	78	55,202	23	3,334
11	Canadian Pacific Railway grants .....	35	582	91	4,442
12	Canadian Pacific Railway grants, Souris Branch .....	.....	.....	1	42
13	Canadian Pacific Railway roadbed and sta- tion grounds .....	1	3	.....	.....
14	Grand Trunk Pacific Railway .....	22	154	10	48
15	Grand Trunk Pacific Branch Lines Co .....	4	41	24	164
16	Mamitoba and Northwestern Railway Co .....	.....	.....	1	12
17	Qu'Appelle, Long Lake and Saskatchewan Railroad and Steamboat Co. ....	95	21,105	67	14,803
18	Sales .....	665	84,161	385	49,253
19	School lands sales .....	255	36,193	134	13,410
20	Special grants .....	84	2,015	118	3,874
	Totals .....	14,287	2,392,000	11,124	1,786,466

N. O. COTE,

*Controller and Registrar of Dominion Land Patents.*

4 GEORGE V., A. 1914

D.—STATEMENT of Letters Patent covering Dominion Lands situate in the Province of Alberta, issued from the Department of the Interior during the Fiscal Year ending March 31, 1913, as compared with the Fiscal Year ending March 31, 1912, and recorded in the Land Patents Branch.

Number.	Nature of Grant.	From April 1, 1912, to March 31, 1913.		From April 1, 1911, to March 31, 1912.	
		Patents.	Acres.	Patents.	Acres.
1	Alberta Railway and Irrigation Co.'s sales .....	253	87,005	154	82,574
2	Coal lands sales .....	10	1,306	10	1,496
3	Coal surface sales .....			2	118
4	Homesteads .....	8,122	1,380,117	6,063	961,517
5	Hudson's Bay Co. ....	10	21,558	5	32,770
6	Leases .....			2	76
7	License of occupation .....	34	92	22	164
8	Military bounty grants .....	4	625	5	801
9	Military homesteads .....	1	320	1	320
10	Mining lands sales .....			6	3,207
11	Mineral rights (27,652 acres) .....	106		78	
12	Northwest half-breed grants .....	59	7,127	93	13,225
13	Parish sales .....	1	1,767	1	60
14	Quit claim, special grants (160 acres) .....	1			
	Railways:—				
15	Calgary and Edmonton Railway Co. ....	37	8,960	39	23,357
16	Canadian Northern Alberta Railway Co. ....	2	16		
17	Canadian Northern Railway Co. ....	14	233	1	6
18	Canadian Pacific Railway Co. ....	7	216	17	2,914
19	Canadian Pacific Railway roadbed and station grounds .....	2	18		
20	Grand Trunk Pacific Railway .....	1	7	51	1,234
21	Grand Trunk Pacific Branch Lines Co. ....	1	4	14	88
22	Sales .....	389	48,825	292	36,362
23	School lands sales .....	106	12,923	168	24,428
24	Special grants .....	79	5,557	64	4,746
	Totals .....	9,230	1,576,676	7,031	1,189,163

N. O. COTÉ,

*Controller and Registrar of Dominion Lands Patents.*

## SESSIONAL PAPER No. 25

E.—STATEMENT of Letters Patent covering Dominion Lands situate in the Province of British Columbia, issued from the Department of the Interior during the Fiscal Year ending March 31, 1913, as compared with the Fiscal Year ending March 31, 1912, and recorded in the Land Patents Branch.

Number.	Nature of Grant.	From April 1, 1912, to March 31, 1913.		From April 1, 1911, to March 31, 1912.	
		Patents.	Acres.	Patents.	Acres.
1	British Columbia homesteads .....	98	13,334	106	15,060
2	British Columbia sales .....	44	1,389	65	17,878
3	Mining lands sales .....			1	152
	Railways:—				
4	Canadian Pacific Railway grants .....			2	20
5	Kootenay Central Railway .....	1	1	9	86
6	Special grants .....	1	22	3	6
	Totals .....	144	14,749	186	33,202

N. O. COTÉ,

*Controller and Registrar of Dominion Lands Patents.*

F.—STATEMENT of Letters Patent covering Dominion Lands situate in the Yukon Territory, issued from the Department of the Interior during the Fiscal Year ending March 31, 1913, as compared with the Fiscal Year ending March 31, 1912, and recorded in the Land Patents Branch.

Number.	Nature of Grant.	From April 1, 1912, to March 31, 1913.		From April 1, 1911, to March 31, 1912.	
		Patents.	Acres.	Patents.	Acres.
1	Yukon Territory homesteads .....	1	160	2	213
2	Yukon Territory sales .....	59	2,298	31	2,155
3	Yukon Territory specials .....			1	
	Totals .....	60	2,458	34	2,368

N. O. COTÉ,

*Controller and Registrar of Dominion Lands Patents.*

4 GEORGE V., A. 1914

G.—STATEMENT showing the number of Letters Patent forwarded to the several Registrars of the Land Registration Districts of the Provinces of Alberta, Saskatchewan and the Yukon Territory, and the number of notifications mailed to Patentees during the year ending March 31, 1913.

Registration Districts.	No. of Patents sent to Registrars.	No. of Notifications mailed to Patentees.
Assiniboia.....	1,574	1,558
East Saskatchewan.....	929	894
West Saskatchewan.....	1,180	1,133
Yorkton.....	1,301	1,294
Saskatoon.....	4,587	4,551
Moosejaw.....	4,722	4,709
Cannington.....	133	127
North Alberta.....	4,015	3,988
South Alberta.....	5,172	5,183
Yukon.....	60	61
Totals.....	23,673	23,526

N. O. COTÉ,

*Controller.*

## SESSIONAL PAPER No. 25

## II.—STATEMENT showing the number of Letters Patent issued by the Department of the Interior for Dominion Lands since 1873 and the number of acres patented.

Period.	No. of Patents Issued.	Acreage.
1873, May to December 31.	420	67,200
1874, January 1 to December 31.	577	92,320
1875, January 1 to October 31.	464	74,240
1876, Year ended October 31.	318	50,880
1877, " " "	2,437	478,840
1878, " " "	2,357	462,880
1879, " " "	2,663	426,080
1880, " " "	1,084	173,440
1881, " " "	1,885	400,862
1882, " " "	2,197	506,785
1883, " " "	4,341	831,341
1884, " " "	3,896	909,604
1885, " " "	3,533	898,464
1886, " " "	4,570	942,055
1887, " " "	4,599	1,071,364
1888, " " "	3,275	647,644
1889, " " "	3,282	661,636
1890, " " "	3,273	626,019
1891, " " "	2,449	411,073
1892, " " "	2,955	549,257
1893, " " "	2,936	502,601
1894, " " "	2,553	420,238
1894, November and December.	413	66,102
1895, Year ended December 31.	2,118	348,964
1896, " " "	2,665	531,861
1897, " " "	2,972	499,859
1898, " " "	3,037	646,671
1899, " " "	3,904	714,748
1900, January 1 to June 30.	1,970	310,501
1901, Year ended June 30.	6,491	6,846,857
1902, " " "	8,768	4,711,104
1903, " " "	7,349	3,266,388
1904, " " "	6,890	2,982,579
1905, " " "	8,798	6,197,354
1906, " " "	12,370	4,181,345
1907, July 1, to March 31.	10,596	2,361,330
1908, Year ended March 31.	18,690	6,138,977
1909, " " "	22,431	4,215,326
1910, " " "	22,854	3,662,259
1911, " " "	21,751	3,710,288
1912, " " "	19,354	3,155,388
1913, " " "	24,965	4,209,388
	264,423	69,962,112

N. O. COTE,  
*Controller.*

4 GEORGE V., A. 1914

## I.—STATEMENT showing the number of Homestead Entries made during the Fiscal Year 1912-13, as compared with Fiscal Year 1911-12.

Agency.	Manitoba.		Saskatchewan.		Alberta.		British Columbia.		Remarks.
	1912-13.	1911-12.	1912-13.	1911-12.	1912-13.	1911-12.	1912-13.	1911-12.	
Battleford.....			1,938	2,484					
Brandon.....	27	51							
Calgary.....					2,813	3,837			
Dauphin.....	748	1,012							
Edmonton.....					5,495	6,398			
Estevan.....			746	937					
Grand Prairie.....					673	492			
Humboldt.....			1,230	1,721					
Kamloops.....							357	287	
Lethbridge.....					616	567			
Maple Creek.....			290						
Medicine Hat.....			1,469	1,137	1,469	1,797			
Moosejaw.....			3,271	4,083					
New Westminster.....							18	38	
Peace River.....					555	452			
Prince Albert.....			2,139	2,096					
Regina.....			349	541					
Red Deer.....					1,321	1,731			
Saskatoon.....			1,985	2,967					
Swift Current.....			3,261	3,453					
Winnipeg.....	2,051	2,095							
Yorkton.....			968	1,265					
Total.....	2,826	3,158	17,556	20,484	12,942	15,184	375	325	

No. of entries  
for fiscal year  
1911-12 = 39,  
151. 1912-13 =  
33,699.  
Net decrease for  
fiscal year 1912-  
13 = 5,452.

## RECAPITULATION.

Month.	Manitoba.		Saskatchewan.		Alberta.		British Columbia.	
	1912-13.	1911-12.	1912-13.	1911-12.	1912-13.	1911-12.	1912-13.	1911-12.
1912.								
April.....	475	305	2,263	2,483	1,684	1,785	29	37
May.....	318	333	1,948	2,328	1,534	1,612	36	35
June.....	239	356	2,242	2,516	1,479	1,771	28	37
July.....	347	289	2,269	2,446	1,535	1,593	46	33
August.....	239	295	1,726	2,194	1,167	1,528	29	37
September.....	213	214	1,275	1,679	955	1,299	20	55
October.....	190	217	1,213	1,498	893	1,167	35	27
November.....	261	231	1,513	1,422	972	976	35	21
December.....	173	240	1,089	1,032	818	814	23	13
1913.								
January.....	115	196	657	803	599	678	11	8
February.....	117	218	541	893	500	822	9	7
March.....	139	264	820	1,190	806	1,139	74	15
Total.....	2,826	3,158	17,556	20,484	12,942	15,184	375	325

N. O. COTÉ,  
Controller.

## SESSIONAL PAPER No. 25

J.—STATEMENT showing number of Homestead Entries granted in the Provinces of Manitoba, Saskatchewan, Alberta and British Columbia for Fiscal Year 1912-13, as compared with Fiscal Year 1911-12.

## MANITOBA.

Agencies.	1912-13.	1911-12.	In-crease.	De-crease.	Total 1912-13.	Total 1911-12.	In-crease 1912-13.	De-crease 1911-12.
Winnipeg .....	2,051	2,095		44				
Dauphin .....	748	1,012		264				
Brandon .....	27	51		24				
	2,826	3,158		332	2,826	3,158		332

## SASKATCHEWAN.

Yorkton .....	968	1,265		297				
Estevan .....	746	937		191				
Regina .....	349	341	8					
Maple Creek .....	200		200					
Humboldt .....	1,230	1,721		491				
Prince Albert .....	2,139	2,096	43					
Moosejaw .....	3,271	4,083		812				
Medicine Hat .....	1,469	1,137	332					
Battleford .....	1,938	2,484		546				
Swift Current .....	3,261	3,453		192				
Saskatoon .....	1,985	2,967		982				
	17,556	20,484	583	3,511	17,556	20,484		2,928

## ALBERTA.

Calgary .....	2,813	3,887		1,074				
Lethbridge .....	616	567	49					
Red Deer .....	1,321	1,731		410				
Edmonton .....	5,495	6,398		903				
Grande Prairie .....	673	492	181					
Peace River .....	555	452	103					
Medicine Hat .....	1,469	1,707		238				
	12,942	15,184	333	2,575	12,942	15,184		2,242

## BRITISH COLUMBIA.

Kamloops .....	357	287	70					
New Westminster .....	18	38		20				
	375	325	70	20	375	325	50	
Grand total for fiscal year ended 1912-13. ....						33,699		
" " " " 1911-12. ....							39,151	
Net decrease for fiscal year 1912-13. ....								5,452

N. O. COTE,  
Controller.

4 GEORGE V., A. 1914

K.—STATEMENT showing the number of Homestead Entries made during the Fiscal Years ended March 31, 1912 and 1913, and the Nationality of the Homesteaders as reported by the several agencies of the Department in Manitoba, Saskatchewan, Alberta and British Columbia.

Nationalities.	No. of Entries, 1912.	No. of Entries, 1913.
Canadians from Ontario.....	3,152	2,223
"    Quebec.....	951	796
"    Nova Scotia.....	182	143
"    New Brunswick.....	118	101
"    Prince Edward Island.....	69	55
"    Manitoba.....	998	853
"    Saskatchewan.....	3,085	2,323
"    Alberta.....	863	996
"    British Columbia.....	123	57
Persons who had previous entry.....	2,132	3,669
Newfoundlanders.....	6	7
Canadians returned from the United States.....	401	180
Americans.....	10,577	8,895
English.....	3,739	4,452
Scotch.....	1,041	836
Irish.....	476	307
French.....	437	344
Belgians.....	159	163
Swiss.....	80	86
Italians.....	45	61
Roumanians.....	141	88
Syrians.....	56	51
Germans.....	790	772
Austro-Hungarians.....	3,121	2,280
Hollanders.....	153	129
Danes (other than Icelanders).....	201	203
Icelanders.....	69	57
Swedes.....	964	939
Norwegians.....	1,169	1,148
Russians (other than Menomites and Doukbobors).....	1,781	1,462
Turks.....	9	9
Hindoos.....	11	5
Chinese.....	8	12
Japanese.....	6	9
Persians.....	3	
Australians.....	13	24
New Zealanders.....	12	5
Greeks.....	3	3
Servians.....	4	4
Bulgarians.....	5	22
Egyptians.....	1	2
Brazilians.....	1	3
Chilians.....	3	3
Cubans.....		1
Montenegrins.....		1
Arabians.....		4
Algerians.....		1
Armenians.....		1
Jews.....		1
Spanish.....		1
Hawaiians.....		1
South Americans.....		1
South Africans.....	1	4
Jamaicans.....	1	2
Totals.....	39,151	33,699

Representing 91,372 souls in 1912,  
" 82,069 " 1913

N. O. COTÉ,  
Controller.



## SESSIONAL PAPER No. 25

L.—STATEMENT showing the number of Homestead Entries made during the Fiscal Years ended March 31, 1912 and 1913, by persons coming from the various States and Territories of the American Union.

States.	No. of Entries, 1912.	No. of Entries, 1913.
Arizona	1	1
Alabama	7	7
Alaska	2	3
Arkansas	19	13
California	72	40
Carolina, North	10	13
Carolina, South	3	
Colorado	47	41
Columbia, District of	2	
Connecticut	13	16
Dakota, North	3,987	3,100
Dakota, South	615	890
Delaware		2
Florida	4	2
Georgia	9	6
Idaho	138	74
Illinois	169	314
Indiana	245	145
Indian Territory	88	
Iowa	470	367
Kansas	139	150
Kentucky	49	42
Louisiana	4	4
Maine	20	34
Maryland	6	7
Massachusetts	91	102
Michigan	462	378
Minnesota	1,799	1,405
Mississippi	6	3
Missouri	119	133
Montana	209	147
Nebraska	201	187
Nevada	4	
New Hampshire	22	16
New Jersey	17	21
New Mexico	7	3
New York	178	155
Ohio	169	155
Oklahoma	97	65
Oregon	105	81
Pennsylvania	136	109
Rhode Island	19	12
Tennessee	25	19
Texas	52	48
Utah	13	25
Vermont	23	22
Virginia	37	18
Virginia, West	6	
Washington	452	277
Wisconsin	599	397
Wyoming	15	26
Total	10,978	9,075

N. O. COTE,  
Controller.

4 GEORGE V., A. 1914

M.—STATEMENT showing the number of Homestead Entries made during the Fiscal Year 1912-13, the Nationality of the Homesteaders and the Provinces in which the entries were made.

Nationalities.	Provinces.				Total.
	Manitoba.	Saskatchewan.	Alberta.	British Columbia.	
Canadians from Ontario .....	197	1,161	918	37	2,223
"    Quebec .....	16	398	366	10	790
"    Nova Scotia .....	7	43	88	5	143
"    New Brunswick .....	3	29	63	6	101
"    Prince Edward Island .....	3	26	24	2	55
"    Manitoba .....	463	304	84	2	853
"    Saskatchewan .....	4	2,192	217	2	2,323
"    Alberta .....	6	47	851	2	906
"    British Columbia .....	3	12	23	19	57
Persons who had previous entry .....	371	1,740	1,527	31	3,669
Newfoundlanders .....	1	2	4	7	7
Canadians returned from the United States .....	7	131	12	189	189
Americans .....	293	4,785	3,823	84	8,895
English .....	364	2,495	1,515	78	4,452
Scotch .....	75	299	141	21	836
Irish .....	21	95	185	6	307
French .....	69	189	86	344	344
Belgians .....	27	94	41	1	163
Swiss .....	9	30	45	2	86
Italians .....	5	35	13	8	61
Romanians .....	2	84	4	88	88
Syrians .....	2	45	4	51	51
Germans .....	79	391	296	6	772
Austro-Hungarians .....	563	1,038	672	7	2,280
Hollanders .....	14	49	66	129	129
Danes (other than Icelanders) .....	10	99	91	3	203
Icelanders .....	48	8	1	57	57
Swedes .....	85	406	418	30	939
Norwegians .....	41	603	495	9	1,148
Russians .....	212	752	497	1	1,462
Turks .....	1	5	2	7	7
Servians .....	2	2	2	4	4
Bulgarians .....	19	2	2	21	21
Chinese .....	2	6	4	12	12
Japanese .....	9	9	9	9	9
Cubans .....	1	1	1	1	1
Australians .....	3	6	15	24	24
New Zealanders .....	1	3	1	5	5
Hindoos .....	3	2	5	5	5
Brazilians .....	2	1	3	3	3
Bulgarians .....	1	1	1	1	1
Egyptians .....	2	2	2	2	2
Chilians .....	1	1	1	3	3
Greeks .....	2	1	3	3	3
Montenegrins .....	1	1	1	1	1
Arabians .....	4	4	4	4	4
S. Americans .....	1	1	1	1	1
Macedonians .....	2	2	2	2	2
S. Africans .....	4	4	4	4	4
Jamaicans .....	1	1	1	2	2
Armenians .....	1	1	1	1	1
Algerians .....	1	1	1	1	1
Hawaiians .....	1	1	1	1	1
Spanish .....	1	1	1	1	1
Jews .....	1	1	1	1	1
Total .....	2,826	17,556	12,942	375	33,699
Number of souls .....					82,069

N. O. COTÉ,  
Controller,

## SESSIONAL PAPER No. 25

N.—STATEMENT showing the number of Homestead Entries made in the Provinces of Manitoba, Saskatchewan, Alberta and British Columbia during the Fiscal Year 1912-13 by persons coming from the United States of America.

States.	Provinces.				Total.
	Man.	Sask.	Alta.	B.C.	
Alabama		2	5		7
Alaska	1		1	1	3
Arizona	1				1
Arkansas		6	7		13
California		14	24	2	40
Carolina, North			13		13
Carolina, South					
Colorado		15	22	4	41
Columbia, District of					
Connecticut	1	9	6		16
Dakota, North	110	2,059	926	5	3,100
Dakota, South	29	560	300	1	890
Delaware			1	1	2
Florida			2		2
Georgia			6		6
Idaho		21	52	1	74
Illinois	5	122	186	1	314
Indiana		60	83	2	145
Indian Territory					
Iowa	1	176	185	5	367
Kansas		54	93	3	150
Kentucky		11	29	2	42
Louisiana			4		4
Maine		10	24		34
Maryland	2	1	4		7
Massachusetts		61	41		102
Michigan	1	186	179	12	378
Minnesota	59	851	486	9	1,405
Mississippi		1	2		3
Missouri		51	82		133
Montana		54	92	1	147
Nebraska		87	97	3	187
Nevada					
New Hampshire		6	10		16
New Jersey		3	17	1	21
New Mexico		1	2		3
New York	1	62	88	4	155
Ohio		67	85	3	155
Oklahoma		15	50		65
Oregon		18	62	1	81
Pennsylvania		39	69	1	109
Rhode Island		7	5		12
Tennessee		4	14	1	19
Texas		12	35	1	48
Utah		1	23	1	25
Vermont		8	13	1	22
Virginia		6	12		18
Virginia, West					
Washington		52	212	13	277
Wisconsin	1	191	201	4	397
Wyoming		11	15		26
Total	210	4,916	3,865	84	9,075

N. O. COTÉ,  
Controller.

4 GEORGE V., A. 1914

O.—STATEMENT showing the number of homestead entries reported in each year since 1874.

Departmental year ended	No. of entries
October 31, 1874. . . . .	1,376
" 31, 1875. . . . .	499
" 31, 1876. . . . .	347
" 31, 1877. . . . .	845
" 31, 1878. . . . .	1,788
" 31, 1879. . . . .	4,068
" 31, 1880. . . . .	2,074
" 31, 1881. . . . .	2,753
" 31, 1882. . . . .	7,483
" 31, 1883. . . . .	6,063
" 31, 1884. . . . .	3,753
" 31, 1885. . . . .	1,858
" 31, 1886. . . . .	2,657
" 31, 1887. . . . .	2,036
" 31, 1888. . . . .	2,655
" 31, 1889. . . . .	4,416
" 31, 1890. . . . .	2,955
" 31, 1891. . . . .	3,523
" 31, 1892. . . . .	4,840
" 31, 1893. . . . .	4,067
" 31, 1894. . . . .	3,209
December 31, 1895. . . . .	2,394
" 31, 1896. . . . .	1,857
" 31, 1897. . . . .	2,384
" 31, 1898. . . . .	4,848
" 31, 1899. . . . .	6,689
June 30, 1900. . . . .	7,426
" 30, 1901. . . . .	8,167
" 30, 1902. . . . .	14,673
" 30, 1903. . . . .	31,383
" 30, 1904. . . . .	26,073
" 30, 1905. . . . .	30,819
" 30, 1906. . . . .	41,869
Nine months ended March 31, 1907. . . . .	21,647
Year ended March 31, 1908. . . . .	30,424
" " " 31, 1909. . . . .	39,081
" " " 31, 1910. . . . .	41,568
" " " 31, 1911. . . . .	44,479
" " " 31, 1912. . . . .	39,151
" " " 31, 1913. . . . .	33,699

N. O. COTÉ,  
Controller.

## SESSIONAL PAPER No. 25

P.—STATEMENT showing the number of Pre-emptions, Purchased Homesteads and South African Volunteer Homesteads granted in each Land Agency during the Fiscal Year, 1912-13.

Agency.	Pre-emptions.	Purchased Homesteads.	South African Volunteer Homesteads.
Battleford .....	156	70	4
Brandon .....			
Calgary .....	1,536	159	15
Dauphin .....			2
Edmonton .....	14	9	14
Estevan .....	388	21	
Grand Prairie .....			42
Humboldt .....			3
Kamloops .....			
Lethbridge .....	233	14	1
Maple Creek .....	129	2	1
Medicine Hat .....	1,769*	141†	33‡
Moosejaw .....	1,807	138	9
New Westminster .....			
Peace River .....			4
Prince Albert .....	5	1	14
Regina .....	5	8	
Red Deer .....	276	97	
Saskatoon .....	563	245	
Swift Current .....	1,696	175	25
Winnipeg .....			
Yorkton .....			
Total .....	8,577	1,080	176

\* 803 in Sask., 876 in Alta. † 80 in Sask., 61 in Alta. ‡ 13 in Sask., 20 in Alta.

Provinces.	Pre-emptions.	Purchased Homesteads.	South African Volunteer Homesteads.
Manitoba .....			
Saskatchewan .....	5,642	740	79
Alberta .....	2,935	340	97
British Columbia .....			
Total .....	8,577	1,080	176

N. O. COTE,  
*Controller.*

4 GEORGE V., A. 1914

Q.—STATEMENT showing the number of Homesteads, Pre-emptions, Purchased Homesteads and South African Volunteer Homesteads granted during each month from April 1, 1912, to March 31, 1913.

Month.	Homesteads.	Pre-emptions.	Purchased Homesteads.	South African Volunteer Homesteads.
1912.				
April.....	4,451	988	100	
May.....	3,836	950	110	
June.....	3,988	1,183	153	7
July.....	4,197	1,128	159	11
August.....	3,161	862	114	10
September.....	2,463	607	92	16
October.....	2,331	632	70	11
November.....	2,781	741	69	31
December.....	2,163	502	82	80
1913.				
January.....	1,382	311	59	5
February.....	1,167	231	39	2
March.....	1,839	139	33	3
Total.....	33,699	8,577	1,080	176

N. O. COTÉ.

*Controller.*

R.—STATEMENT showing South African Volunteer Bounty Land Certificates of 320 acres each, issued under the Volunteer Bounty Act, 1908, and amendments thereto, by the Department of the Interior during the Fiscal Year ended March 31, 1913.

	No.	Acres.
Certificates issued.....	65	20,800
Certificates located.....	176	56,320

N. O. COTÉ.

*Controller.*

## SESSIONAL PAPER No. 25

## S.—STATEMENT of Entries affecting Dominion Lands which were made at Head Office during the year ended March 31, 1913.

	No. of Grants.	Acres.
Special grants .....	213	7,395 00
Calgary and Edmonton Railway Co. ....		8,783 00
Canadian Northern Railway Co. ....		54,947 20
Canadian Pacific Railway Co. (Main Line) .....		320 00
Qu'Appelle, Long Lake and Saskatchewan Railroad and Steamboat Co. ....		21,105 19
Area granted to the Grand Trunk Pacific Railway Co. for right of way .....		178 47
Railway right of way.....	131	1,993 55
Hudson's Bay Company grants.....	32	118,304 00

N. O. COTÉ,  
*Controller.*

## T.—COMPARATIVE STATEMENT of the Homestead Entries and Sales made during the Fiscal Years ending March 31, 1912, and March 31, 1913, respectively.

	Fiscal Year ending March 31, 1912.		Fiscal Year ending March 31, 1913.	
	No. of entries.	Acres.	No. of entries.	Acres.
Homesteads.....	39,151	6,264,160	33,699	5,391,840
Sales.....	1,070	52,517	855	47,535

N. O. COTÉ,  
*Controller.*

## U.—STATEMENT showing the number of Assignments recorded in the Land Patent Branch during the fiscal year ended March 31, 1913.

Number of deeds registered. . . . . 322  
Fees received in connection therewith. . . . . \$626 50

N. O. COTE,  
*Controller.*







## No. 31.

## REPORT OF THE ORDINANCE AND ADMIRALTY LANDS BRANCH.

OTTAWA, May 7, 1913.

W. W. CORY, Esq., C.M.G.,  
Deputy Minister of the Interior,  
Ottawa.

SIR.—I have the honour to submit the following report upon the work performed in connection with this branch of the department for the fiscal year ending March 31, 1913.

During the period covered by this report there was only one public sale of ordnance land namely, that held in the city of Kingston, and of which a detailed report is given under the heading of that locality.

With respect to these properties previously sold or occupied under leases granted in accordance with the provisions of the Ordinance and Admiralty Lands Act; or under leases granted by the Imperial authorities with the privilege of renewal or the right to purchase such leasehold properties by paying, in cash, the amount of consideration money placed thereon, 19 whole lots or parcels and 4 part lots, situated in the several localities hereunder mentioned, and in the subjoined statement lettered 'A,' have been paid for in full and letters patent issued therefor:

1. Chambly, P.Q.—One lot forming part of the Ordinance Reserve situated within the limits of the village of Chambly Canton and which was disposed of for the sum of \$260, at a sale by public auction held in 1905, was paid for in full and letters patent issued. The balance of the purchase money amounting to \$195 was paid in November, 1911, but, for want of sufficient information which the purchaser was requested to furnish, letters patent for the above mentioned lot were not issued until near the close of the last fiscal year.

2. Grand Falls, N.B.—Seven town lots forming part of the Ordinance Reserve in this locality which were disposed of in 1908, at a sale by public auction, for the sum of \$681 have been paid for in full and letters patent issued therefor. Three other parcels of land, being part of the Mill Reserve property near this town and which have been occupied under lease since 1894 were sold at a valuation, to the parties in possession, in accordance with the provisions of the Ordinance and Admiralty Lands Act on that behalf. The amount realized from the sale of these three parcels of land was \$1,776 which was paid in cash and letters-patent issued.

3. Kingston.—During the last fiscal year one lot forming part of the subdivision of the ordnance property known as the 'Herchmer Farm' situated in this city was offered for sale by public auction at an upset price of \$350, on the usual conditions governing sales of Ordinance land, namely, one-fifth of the purchase money to be paid down at the time of sale and the balance in four equal annual instalments with interest at the rate of five per cent per annum on any part of the purchase money remaining at any time unpaid. The lot in question was duly sold to the highest bidder for the sum of \$400 and one-fifth of this sum (\$80) paid on account.

Another lot in this locality was disposed of at a sale by public auction in September, 1874 and upon which the balance of purchase money and accrued interest was paid in July, 1909, was patented to the parties entitled to receive the same. The

## SESSIONAL PAPER No. 25

delay in granting letters patent for this lot was caused through the claimants not furnishing, at an earlier date, the necessary proof of title.

4. Niagara-on-the-Lake.—One lot situated in this town and forming part of the subdivision of the 'Hospital Lots' which, with other lots, was disposed of at a sale by public auction in 1908 for the sum of \$300 was paid for in full and letters patent issued. The sum of \$60, being the balance of the purchase price was received within the year.

5. Ottawa.—The Ordnance lots in this locality are occupied by tenants under conditions embodied in the original leases granted by the Imperial authorities which, among other things, provide that these tenants may purchase at any time the lots which they occupy by paying in cash the amount of consideration money placed thereon. During the past fiscal year one whole lot and four part lots were redeemed and letters patent issued therefor. The total amount of consideration money received was \$620.

6.—Point Pelee.—One lot forming part of the Naval Reserve at this point was occupied, with the knowledge of the Department, for upwards of thirty-two years and upon which improvements were made was sold at a valuation to the party in possession. The price fixed by the valuator was \$10 which was paid in cash and letters patent issued. During the year three leases covering portions of this reserve were likewise issued.

7. Prescott—One lot in this locality disposed of in 1889 at a sale by public auction for the sum of \$86 and upon which the balance of purchase money was paid in October, 1892, was patented to the party entitled to receive the same. The delay in the issue of letters patent was caused by the claimant not furnishing satisfactory proof of title.

8. Toronto.—One parcel of land in this locality composed of a lane and occupied under a lease from this Department was sold at a valuation to the parties in possession, in accordance with the provisions of the Ordnance and Admiralty Lands Act. The valuation placed on this strip of land was \$3,244.74 which amount was paid in cash and letters patent issued.

Since 1892 the Corporation of the City of Toronto have been in occupation of a parcel of Ordnance land containing an area of 6.93 acres which was required and used for the enlargement of the Western Cattle market. The sale of this land to the said corporation for the sum of \$52,000 was authorized by the Act 55-56 Victoria, Chapter 7, and during the period which the land was occupied up to the date of payment of the purchase money, the interest on the purchase price was regularly paid. Within the past fiscal year the said corporation paid the purchase price in full and letters patent for the land in question were issued in favour of the Corporation of the City of Toronto.

The following statements are hereto annexed:—

A.—Statement giving the number of lots and part lots sold or redeemed, the amounts for which such lots were originally sold and the sums received as instalments or balance of purchase money.

B.—Statement giving the names of the several localities where Ordnance lands are situated on account of which monies have been received during the past fiscal year.

The net revenue received was \$60,599.80.

C.—Statement showing the receipts each month of the fiscal year classified as fees, rent or interest equivalent to rent and principal.

D.—Statement showing the amounts due and unpaid on account of purchase money and rent or interest. The total amount shown to be outstanding is \$5,699.28.

The correspondence and office work in general show a notable increase during the past year. The number of letters received, recorded and filed was 515; the number of

4 GEORGE V., A. 1914

letters written, copied, indexed, and mailed 473, and in addition, 122 reports on various subjects relative to this Branch were prepared and submitted. There were 106 receipts issued and 202 accounts with purchasers and tenants of Ordnance lands prepared and rendered, making a total of 781 letters sent out from this Branch within the past year. In addition there were 19 draft letters patent prepared, 8 assignments received, examined and registered, and 4 leases prepared and issued.

The accounts open in the books of this Branch with purchasers and tenants of ordnance land have been carefully and regularly posted; the receipt book, cash book and monthly statement book have been assiduously kept and a monthly return of all monies received carefully prepared and regularly furnished to the superintending accountant of the Department.

In addition to the preceding report on matters pertaining to Ordnance and Admiralty Lands, I beg to submit the following particulars with reference to the work performed in this branch in connection with the Orders in Council passed during the year which deal with the manifold important matters connected with the administration of this Department in its various branches.

The number of Orders in Council passed during the last year was 606 and the volume and importance of the work done in connection with the copying, comparing, recording, indexing, proof-reading, numbering, and filing printed copies of all these Orders in Council, in order that copies thereof may be constantly available, can hardly be over estimated. Of the above mentioned numbers of Orders in Council passed 156 were requisitioned to be published in the *Canada Gazette* and of these, 20 were likewise published in the *British Columbia Gazette*, in accordance with the provisions of the numerous acts and regulations governing the administration, sale and management of lands under the control of the Department.

Since the date of last report an additional bound volume of Orders in Council—that covering the year 1907—for the purpose of a permanent departmental record was collected, paged, indexed and sent to the Printing Bureau to be bound; the delivery of these volumes are daily expected and when received the same will be distributed among the several branches of the Department.

A conception may be formed of the magnitude and importance of the duties likewise performed in connection with the keeping of the record of attendance of the numerous officials of the several branches of this large Department, when attention is drawn to the fact that this record covers upwards of 800 officials and embraces absences for any of the following causes, namely: Special duty, holiday leave, illness, special leave, and without leave; it also forms the basis for the preparation of the monthly pay-list and of the quarterly report called for and furnished in compliance with the provisions of the Civil Service Amendment Act, 1908.

I have the honour to be, sir,  
Your obedient servant,

JOS. P. DUNNE,

*Clerk in Charge of Ordnance and Admiralty Lands Branch.*

## SESSIONAL PAPER No. 25

A.—STATEMENT giving the number of Lots and Part Lots sold or redeemed, the amount for which such lots were originally disposed of and the sums received as instalment or balance of purchase moneys during the Fiscal Year ending March 31, 1913.

Locality.	Number of lots sold or redeemed.	Amount of consideration of purchase money.	Amount received on account during Fiscal Year.	Remarks.
		§ cts.	§ cts.	
Chambly.....	1 Lot.....	260 00	195 00	Balance purchase money.
Grand Falls.....	7 Town Lots....	681 00	156 42	Balance purchase money.
	3 Mill Res lots..	1,776 09	1,776 00	Purchase money in full.
Kingston.....	2 Lots.....	400 00	80 00	1st instalment.
		510 00	.....	Previously paid.
Niagara.....	1 Lot.....	300 00	60 00	Balance purchase money.
Ottawa.....	1 whole lot.....	240 00	240 00	Purchase money in full.
	4 half lots.....	380 00	380 00	Purchase money in full.
Point Pelee.....	1 Lot.....	10 00	10 00	Purchase money in full.
Prescott.....	1 Lot.....	86 00	.....	Previously paid.
Toronto.....	Lane running from King St. to Wellington Ave.....	3,244 74	.....	Purchase money in full.
	Part of Western Cattle Market	52,000 00	52,000 00	
		59,887 74	54,897 42	

JOS. P. DUNNE,

*Clerk in Charge of Ordnance and Admiralty Lands.*

4 GEORGE V., A. 1914

B.—STATEMENT naming the various localities where Ordnance Lands are situated on account of which moneys have been received during the Fiscal Year ending March 31, 1913.

Locality.	Amount.	
	§	cts.
Amherstburg .....		2 00
Chambly .....		1 00
Edmundston .....		1 00
Elmsley .....		9 70
Fort Cumberland .....		100 00
Fort Erie .....		3 00
Grand Falls .....	2,023	18
Grenville .....		2 00
Kingston .....		232 25
Niagara .....		64 25
Oromocto .....		25
Ottawa .....	1,388	65
Owen Sound .....		42 10
Oxford .....		1 20
Point Pelee .....		103 38
Port Maitland .....		5 00
Prescott .....		1 00
Quebec .....		830 00
Queenston .....		2 00
St. Joseph's Isle .....		104 00
Sarnia .....		200 00
Shelbourne .....		3 00
Sorel .....		780 92
Toronto .....	54,615	59
Turkey Point .....		22 64
		60,538 11
Fees .....		69 69
		60,607 80
Re-fund (June) .....		8 00
Total .....		60,599 80

JOS. P. DUNNE,

*Clerk in Charge of Ordnance and Admiralty Lands.*

## SESSIONAL PAPER No. 25

C.—STATEMENT showing receipts each month of the year classified as Fees, Rent or Interest equivalent to Rent and Principal.

Month.	Fees.	Rent or Interest.	Principal.	Total.
1912.	\$ cts.	\$ cts.	\$ cts.	\$ cts.
April .....	1 00	1,724 46	100 00	1,825 46
May .....	4 00	83 79	116 40	204 19
June .....	11 25	226 25	287 00	524 50
July .....		1,141 52		1,141 52
August .....	2 00	102 22	66 00	170 22
September .....		226 53		226 53
October .....	7 00	28 31	200 00	235 31
November .....	14 00	1,042 98	52,010 00	53,066 98
December .....	1 00	40 59	1,883 22	1,924 81
1913.				
January .....	27 44	1,078 29	150 00	1,255 73
February .....	2 00	1 25		3 25
March .....		29 30		29 30
	69 69	5,725 49	51,812 62	60,607 80
Refund (June) .....				8 00
Total .....				60,599 80

JOS. P. DUNNE,

*Clerk in Charge of Ordnance and Admiralty Lands.*

4 GEORGE V., A. 1914

## D.—STATEMENT showing amounts due and unpaid on account of Purchase Money and Rent or Interest for the Fiscal Year ending March 31, 1913.

Locality.	Rent or Interest.	Principal.	Total.
	\$ cts.	\$ cts.	\$ cts.
Beaver Harbour .....	16 00		16 00
Burlington Beach .....	340 00		340 00
Carillon .....	6 00		6 00
Chambly .....	282 72	152 00	434 72
Dalhousie .....	16 56	23 00	39 56
Elmsley .....	0 50		0 50
Fort Cumberland .....	117 00		117 00
Grand Falls .....	290 79	721 87	1,012 66
Grenville .....	0 20		0 20
Kingston .....	52 00		52 00
Marlborough .....	5 00		5 00
Nepean .....	65 00		65 00
Niagara .....	75 85	507 00	582 85
Ottawa .....	2,600 91		2,600 91
Owen Sound .....	69 00		69 00
Oxford .....	9 50		9 50
Point Pelee .....	1 00		1 00
Prescott .....	1 00		1 00
Presqu'Isle .....	1 50		1 50
St. Croix .....	6 00		6 00
Sorel .....	2 68		2 68
South Crosby .....	2 00		2 00
Tay .....	16 00		16 00
Wolford .....	318 20		318 20
	4,295 41	1,403 87	5,699 28

JOS. P. DUNNE,

*Clerk in Charge of Ordnance and Admiralty Lands.*



## No. 32.

## REPORT OF THE CORRESPONDENCE REGISTRATION BRANCH.

CORRESPONDENCE REGISTRATION BRANCH,  
OTTAWA, April 16, 1913.

W. W. CORY, Esq., C.M.G.,  
Deputy Minister of the Interior,  
Ottawa.

SIR,—I have the honour to place before you a report of the work of the Registration Branch of the Department for the fiscal year which ended with March 31 last.

Statement 'A' shows the number of letters recorded and the amount of money received and sent to the Accountant during the year.

Statement 'B' shows the growth of the work year by year for the past fourteen years.

Letters or parcels enclosing cash, cheques, money orders, etc., reached a total of 15,126.

There were 2,586 telegrams received and registered. Letters written in foreign languages, translated into English, numbered 2,125.

There were 1,053,200 fyles distributed to the several branches and at present there are 7,600 fyles being acted on or awaiting action throughout the Department.

A total of 340,140 letters was received and dealt with and 255,105 were numbered and recorded.

To do the work expeditiously the following extra clerks were engaged for varying periods:—E. J. Foley, I. F. Stevens, R. M. Cairns, J. B. Coreoran, Jos. A. O'Neill, G. B. Urquhart, L. J. Murphy, L. H. Moore, F. M. Allen, M. S. Cook, N. J. Beauchamp, H. Desjardins, W. R. Dowd, Geo. Farnham, A. Goudreault, S. J. Morris, W. E. Rainboth, F. D. Graham, U. H. Seguin, G. O. Vogan, Miss G. Robins, Julius Berndt, J. E. Dowd, R. L. Killins, A. I. Mackle, Wm. C. Mills, G. S. Smith, C. A. Gagnon, Arthur Lacompte, C. N. Shipman, Hubert E. Stroud.

I have the honour to be, sir,

Your obedient servant,

J. M. ROBERTS,  
*Chief of Branch.*

4 GEORGE V., A. 1914

## A.—STATEMENT showing the number of Letters recorded and the Money received during the Fiscal Year ended March 31, 1913.

1912.	Letters Recorded.	Daily Average.	Registered Letters.		Money Received.
			Received.	Sent.	
					\$ cts.
April .....	24,489	1,921	1,777	2,266	190,361 84
May.....	23,733	950	1,654	2,360	160,894 95
June.....	23,659	986	1,777	2,313	307,078 59
July.....	27,040	1,040	1,916	2,588	284,488 65
August.....	24,767	953	1,776	2,715	183,170 40
September.....	21,168	921	1,923	2,437	126,895 24
October.....	19,331	744	1,901	2,461	304,066 45
November.....	19,149	766	1,839	2,196	352,089 38
December.....	19,992	799	2,050	2,064	125,748 65
1913.					
January.....	20,171	807	1,894	2,597	182,698 99
February.....	15,110	657	1,961	3,697	109,023 68
March.....	16,496	688	2,200	2,545	129,651 45
Total.....	255,105		22,668	29,789	2,456,168 27

J. M. ROBERTS,  
*Chief of Branch.*

## B.—STATEMENT showing the number of Letters recorded and Money received during each Fiscal Year from 1900 to March 31, 1913.

Fiscal Year.	Letters Recorded.	Money Received.
		\$ cts.
1900	48,663	200,831 71 *
1901	67,860	333,534 02
1902	67,722	382,999 87
1903	87,851	629,585 47
1904	113,074	639,355 44
1905	135,908	528,219 76
1906	176,729	875,933 54
1907 (nine months).	150,462	1,337,780 94
1908	187,684	1,558,230 32
1909	260,142	1,798,276 17
1910	264,209	2,381,605 39
1911	279,186	2,220,117 97
1912	272,419	2,377,102 66
1913	255,105	2,456,168 27

J. M. ROBERTS,  
*Chief of Branch.*

## No. 33.

## REPORT OF THE CORRESPONDENCE COMPARING AND MAILING OFFICE.

OTTAWA, April 10, 1913.

W. W. CORY, Esq., C.M.G.,  
Deputy Minister of the Interior,  
Ottawa.

SIR,—I have the honour to submit to you, herewith, a statement showing the work done in the Correspondence Comparing and Mailing office of the Department of the Interior during the fiscal year ended March 31, 1913.

I have the honour to be, sir,  
Your obedient servant,

CHAS. C. PELLETIER,  
*Clerk in Charge.*

## STATEMENT of the work done in the Correspondence Comparing and Mailing Branch during the Fiscal Year ended March 31, 1913.

From April 1, 1912, to March 31, 1913.	Letters sent.	Registered letters sent.	Telegrams sent.	Totals.
1912.				
April.....	33,479	2,206	320	36,005
May.....	33,786	2,360	271	36,417
June.....	34,246	2,313	364	36,923
July.....	39,622	2,588	300	42,510
August.....	49,005	2,715	526	52,246
September.....	34,283	2,437	203	36,923
October.....	37,007	2,461	212	39,680
November.....	32,447	2,496	298	35,241
December.....	28,447	2,064	218	30,729
1913.				
January.....	35,472	2,507	177	38,156
February.....	29,763	3,097	157	33,017
March.....	32,230	2,515	223	34,968
Total for fiscal year ending March 31, 1913.....	419,787	29,789	3,269	452,845

The out-going letters were copied in 159 one-thousand paged letter-books.

The number of pages of letter-books indexed was 153,904.

The daily average of letters sent out was 1,402, an increase of  $\frac{1}{4}$  per cent over last year.

The heaviest average was during the month of August, the daily average being 1,884. The lightest month was December, with an average of 1,138.

There were 1,500 documents compared.

4 GEORGE V., A. 1914

The grand total for this office during the fiscal year 1912-13 was 452,845, an increase of 21,804 letters over last year, or 5 per cent.

There were fifty-three circulars sent out to the Dominion Lands Agents and sub-agents.

CHAS. C. PELLETIER,  
*Clerk in Charge,*  
*Correspondence Comparing and Mailing Branch.*

No. 34.

## REPORT OF THE SURVEY RECORDS BRANCH.

OTTAWA, March 31, 1913.

W. W. CORY, Esq., C.M.G.,  
Deputy Minister of the Interior,  
Ottawa,

SIR,—I have the honour to submit the following detailed statement of the work performed during the year in this Branch.

On the 10th November, 1912, the preparation of the Preliminary Plans and the Statutory Declarations were transferred to the Patents Branch as it was found to be absolutely necessary that the Statutory Declarations and Plans affected should be examined by the Commissioner of Dominion Lands before being sent to the different agents; this will account for some slight reduction of the volume of work performed by this office during the year.

Since the beginning of this official year about 650 railway right of way tracings have been sent out to have blue prints made of these plans. The larger number of these tracings and blue prints have been returned, checked and stored.

Part of the staff is at present engaged in getting out all the tracings of railway right of way plans and profiles not yet copied, to have duplicates made, as it has been found necessary to have copies of these plans at the different offices of the Department in order to facilitate more rapid work both in the Patents office and the Surveyor General's branches in connection with the lands affected by these railway plans.

I again call attention to the extremely congested condition of the Survey Records Branch, on account of not having sufficient room and I would earnestly request that some means be taken as soon as possible to have additional room supplied, and presses, as there is at present no room available for the storing of the field notes and plans of the contemplated surveys to be made by the Department of the Interior during the coming year.

Your obedient servant,

C. J. STEERS,  
*Clerk in Charge.*

## SESSIONAL PAPER No. 25

STATEMENT of work performed in the Survey Records Branch during the year ending March 31, 1913:—

Files received and dealt with. . . . .	20,265
Letters drafted. . . . .	5,501
Plans, tracings, &c., compiled and copied. . . . .	353
Original township plans copied. . . . .	224
Plans copied for timber berths, &c. . . . .	1,370
Statutory declarations copied. . . . .	55
Plans sent agents, registrars, &c. . . . .	13,704
Plans sent in answer to special requests. . . . .	20,627
Pages of field notes copied. . . . .	1,621
Prints of plans received and stored. . . . .	147,129
Original plans received and recorded. . . . .	1,203
Field notes received and recorded . . . . .	499
Descriptions written for patents. . . . .	6
Letters to agents, registrars, &c. . . . .	1,046
Registered parcels mailed. . . . .	2,144

## WORK PERFORMED FOR THE TOPOGRAPHICAL SURVEY BRANCH.

Books searched for. . . . .	5,729
Books sent. . . . .	4,847
Books returned. . . . .	5,250
Plans searched for. . . . .	3,399
Plans sent. . . . .	2,824
Plans returned. . . . .	1,189
Volumes searched for. . . . .	107
Volumes sent. . . . .	67
Volumes returned. . . . .	63

## WORK PERFORMED FOR PATENTS BRANCH.


Plans searched for. . . . .	794
Plans sent. . . . .	793
Plans returned. . . . .	358
Books searched for. . . . .	307
Books sent. . . . .	305
Books returned. . . . .	301

## WORK PERFORMED FOR OTHER BRANCHES.

Plans searched for. . . . .	747
Plans sent. . . . .	735
Plans returned. . . . .	923
Books searched for. . . . .	395
Books sent. . . . .	336
Books returned. . . . .	454



PART II  
IMMIGRATION





## REPORT OF THE SUPERINTENDENT OF IMMIGRATION.

DEPARTMENT OF THE INTERIOR,  
OTTAWA, July 2, 1913.W. W. CORY, Esq., C.M.G.,  
Deputy Minister of the Interior,  
Ottawa.

SIR,—I have the honour to forward to you herewith the usual reports on immigration for the fiscal year ended March 31, 1913

## IMMIGRANT ARRIVALS.

SUMMARY for the Fiscal Year 1912-13.

Per ocean travel:—			
Quebec .....		136,764	
Halifax .....		51,727	
St. John .....		24,163	
Victoria .....		6,827	
Vancouver .....		1,902	
North Sydney .....		1,182	
New York .....	23,569		
Portland .....	15,935		
Boston .....	1,832		
Philadelphia .....	301		
Baltimore .....	121	40,858	
From the United States .....			263,423
Total .....			402,432

## COMPARATIVE STATEMENT.

IMMIGRATION to Canada, via ocean ports, by months, for the Fiscal Year 1912-13, compared with that of the Fiscal Year 1911-12.

	1911-12.				1912-13.			
	Males.	Females.	Children.	Totals.	Males.	Females.	Children.	Totals.
April .....	24,880	6,324	4,079	35,283	28,897	7,246	5,291	41,437
May .....	27,427	11,223	7,410	46,060	29,428	11,300	7,633	48,421
June .....	14,005	8,266	5,702	27,973	16,610	9,106	6,429	32,145
July .....	8,973	5,478	4,158	18,609	11,054	6,212	4,473	21,739
August .....	5,885	4,220	2,991	13,096	9,447	5,930	4,181	19,558
September .....	6,968	6,289	4,336	17,593	9,967	6,833	4,790	20,690
October .....	5,033	5,102	3,511	13,646	7,331	5,553	3,827	16,711
November .....	3,588	2,569	1,789	7,946	5,726	3,942	2,654	12,322
December .....	2,500	1,470	975	4,945	3,669	2,137	1,456	7,262
January .....	2,202	1,041	605	3,848	3,423	1,495	954	5,872
February .....	3,267	1,379	743	5,389	4,324	1,617	835	6,776
March .....	18,882	4,534	2,723	26,139	21,259	5,650	3,581	30,490
Totals .....	123,610	57,895	39,022	220,527	150,235	67,021	46,167	263,423

4 GEORGE V., A. 1914

## COMPARATIVE STATEMENT.

IMMIGRATION from the United States to Canada, by months, for the Fiscal Year 1912-13, compared with that of the Fiscal Year 1911-12.

	1911-12				1912-13			
	Males.	Females.	Children.	Totals.	Males.	Females.	Children	Totals.
April .....	10,621	3,915	2,761	16,397	14,121	3,769	3,604	21,494
May .....	10,103	2,733	2,534	15,370	11,758	3,424	2,919	18,101
June .....	7,736	2,367	1,932	12,035	8,891	2,846	2,911	13,748
July .....	7,442	2,106	1,464	11,012	7,928	2,699	1,930	12,557
August .....	12,807	2,317	1,895	17,019	9,123	2,391	1,795	13,309
September .....	7,881	1,981	1,619	11,481	6,847	1,978	1,625	10,450
October .....	6,335	2,130	1,791	10,256	6,645	2,185	1,651	10,481
November .....	4,832	1,723	1,558	8,113	4,448	1,957	1,490	7,895
December .....	3,176	1,429	1,083	5,679	3,111	1,548	1,104	5,763
January .....	2,663	1,059	619	4,341	2,971	1,239	818	5,028
February .....	3,638	1,225	889	5,752	3,506	1,287	779	5,572
March .....	10,419	2,951	2,882	16,252	9,195	2,824	2,592	14,611
Totals .....	87,656	25,027	21,027	133,710	88,544	28,147	22,318	139,009

## COMPARATIVE STATEMENT.

TOTAL IMMIGRATION, for Canada, by months, for the Fiscal Year 1912-13, compared with that of the Fiscal Year 1911-12.

	1911-12				1912-13.			
	Males	Females.	Children.	Totals.	Males.	Females.	Children.	Totals.
April .....	25,501	9,339	6,840	51,680	43,018	11,015	8,898	62,931
May .....	37,530	13,956	9,944	61,430	14,186	14,724	10,612	66,522
June .....	21,741	10,633	7,634	40,008	25,591	11,952	8,440	45,893
July .....	16,415	7,584	5,622	29,621	18,982	8,911	6,403	34,296
August .....	18,692	6,537	4,886	30,115	18,570	8,321	5,976	32,867
September .....	14,852	8,270	5,955	29,077	15,914	8,811	6,415	31,140
October .....	11,368	7,232	5,302	23,902	13,976	7,738	5,478	27,192
November .....	8,420	4,292	3,347	16,059	10,174	5,899	4,144	20,217
December .....	5,676	2,890	2,058	10,624	6,780	3,685	2,560	13,025
January .....	4,865	2,100	1,224	8,189	6,394	2,734	1,772	10,900
February .....	6,905	2,604	1,632	11,141	7,830	2,904	1,614	12,348
March .....	29,301	7,485	5,605	42,391	30,454	8,474	6,173	45,101
Totals .....	211,266	82,922	60,049	354,237	238,779	95,168	68,485	402,432

## SESSIONAL PAPER No. 25

## COMPARATIVE STATEMENT.

TOTAL IMMIGRATION for Canada, by ports, for the Fiscal Year 1912-13, compared with that of the Fiscal Year 1911-12.

	1911-12.				1912-13			
	Males.	Females.	Children.	Totals.	Males.	Females.	Children.	Totals.
Quebec.....	58,087	40,227	27,636	125,950	62,902	43,736	30,126	136,764
Halifax.....	22,896	7,100	4,878	34,874	35,440	9,476	6,811	51,727
St. John.....	17,602	5,038	3,132	25,772	14,377	5,747	4,039	24,163
Victoria.....	4,620	426	343	5,389	6,036	492	239	6,827
Vancouver.....	1,845	162	209	2,216	1,604	161	137	1,902
North Sydney.....	2,203	441	201	2,845	733	223	226	1,182
United States ports (New York, Portland, Boston, Philadelphia and Baltimore).....	16,357	4,501	2,623	23,481	29,143	7,186	4,529	40,858
From the United States.....	87,656	25,027	21,027	133,710	88,544	28,147	22,318	139,009
Totals.....	211,266	82,922	60,049	354,237	238,779	95,168	68,485	402,432

4 GEORGE V., A. 1914

## SEX, Occupation and Destination of total Immigrant arrivals

	SEX.				TRADE OR								
	Males.	Females.	Children.	Totals.	Farmers and Farm Labourers Class.			General Labourers.			Mechanics.		
					Males.	Females.	Children.	Males.	Females.	Children.	Males.	Females.	Children.
Via ocean ports.	150,235	67,021	46,167	263,423	47,291	10,052	12,119	59,478	10,075	10,536	22,529	13,490	12,351
From United States.	88,544	28,147	22,318	139,009	27,811	8,220	9,080	34,376	4,399	3,634	16,985	3,942	2,937
Totals.....	238,779	95,168	68,485	402,432	75,102	18,272	21,199	93,854	14,474	14,170	39,514	17,441	15,288

## SESSIONAL PAPER No. 25

for Canada, for the Fiscal Year ended March 31, 1913.

OCCUPATION.										DESTINATION.							
Clerks, Traders, &c.			Miners.			Female Servants	Not Classified.			Maritime Provinces.	Quebec.	Ontario.	Manitoba.	Saskatchewan.	Alberta.	British Columbia.	Yukon Territory.
Males.	Females.	Children.	Males.	Females.	Children.		Males.	Females.	Children.								
12,258	3648	2443	2964	839	1222	20,910	5,715	7,998	7,496	12,241	48,534	98,675	31,347	20,349	19,513	29,756	8
3,508	1404	580	1729	155	130	2,962	4,135	7,065	5,957	7,565	16,301	24,123	9,466	24,798	28,560	28,136	60
15,766	5052	3023	4693	994	1352	23,872	9,850	15,063	13,453	19,806	64,835	122,798	43,813	45,147	48,073	57,892	68

4 GEORGE V., A. 1914

## COMPARATIVE STATEMENT.

TOTAL IMMIGRATION to Canada, by Nationalities, for the Fiscal Year 1912-13, compared with that of the Fiscal Year 1911-12, showing increase or decrease of each Nationality.

	1911-12.	1912-13.	Increase.	Decrease.
English.....	95,107	108,082	12,975	
Welsh.....	1,699	2,019	320	
Scotch.....	32,988	30,735		2,253
Irish.....	8,327	9,706	1,379	
Total British.....	138,121	150,542	12,421	
African, South.....	144	22		122
Australian.....	184	106		78
Austrian, N.E.S.....	4,871	1,050		3,821
Bohemian.....	143	204	61	
Bukowinian.....	328	687	359	
Croatian.....	281	642	361	
Dalmatian.....	38	155	117	
Galician.....	1,594	497		1,097
Hungarian, N.E.S.....	482	578	96	
Magyar.....	400	500	100	
Ruthenian.....	13,346	17,420	4,074	
Slovak.....	168	142		26
Belgian.....	1,601	1,826	225	
Bulgarian.....	3,295	4,616	1,321	
Chinese.....	6,247	7,445	1,198	
Dutch.....	1,077	1,524	447	
French.....	2,094	2,755	661	
German, N.E.S.....	4,645	4,938	293	
Alsatian.....	1			1
Bavarian.....	4	2		2
Prussian.....	14	13		1
West Indian.....	314	398	84	
Bermudian.....	9	4		5
Jamaican.....	70	93	23	
Greek.....	693	1,390	697	
Hebrew, N.E.S.....	537	649	112	
" Russian.....	4,400	6,304	1,844	
" Polish.....	52	26		26
" Austrain.....	269	392	123	
" German.....	4	16	12	
Italian.....	7,590	16,601	9,011	
Japanese.....	765	724		41
Maltese.....		128	128	
Mexican.....	3	9	6	
Montenegrin.....		36	36	
Newfoundland.....	2,598	1,036		1,562
New Zealand.....	61	39		22
Portuguese.....	6	9	3	
Polish, N.E.S.....	642	966	324	
" Austrian.....	2,773	4,462	1,689	
" German.....	21	29	8	
" Russian.....	1,624	4,488	2,864	
" Persian.....	19	20	1	
Roumanian.....	793	1,116	323	
Russian, N.E.S.....	9,805	18,623	8,818	
Finnish.....	1,646	2,391	745	
Doukhoboi.....	24	108	84	
Spanish.....	191	296	105	
Swiss.....	230	246	16	
Servian.....	209	366	157	
Danish.....	628	798	170	
Icelandic.....	205	231	26	
Swedish.....	2,394	2,477	83	
Norwegian.....	1,692	1,832	140	
Turkish, N.E.S.....	632	770	138	
Armenian.....	60	100	40	

## SESSIONAL PAPER No. 25

TOTAL IMMIGRATION by Nationalities, &c.—*Concluded.*

	1911-12	1912-13.	Increase.	Decrease.
Egyptian.....		7	7	
Syrian.....	114	232	88	
Arabian.....	2	10	8	
U. S. A. Citizens, via ocean ports.....	143	121		22
Negro.....	138	211	73	
Hindoo.....	3	5	2	
Total Continental, &c.....	82,406	112,881	30,475	
From the United States.....	133,710	139,009	5,299	
Total Immigration.....	354,237	402,432	48,195	

N. E. S. — Not elsewhere specified.

## ARRIVALS AT OCEAN PORTS.

For the fiscal year 1912-13, there arrived via Canadian and United States ocean ports, 373,681 passengers, of whom 22,397 travelled saloon and 351,284 steerage. Of the saloon passengers, 19,258 were destined to Canada and 3,139 to the United States. Of the steerage passengers, 321,740 were for Canada and 29,544 for the United States. Included in the steerage passengers for Canada were 47,374 returned Canadians and 10,943 tourists, leaving the immigration proper at 263,423 souls, which together with the 139,009 settlers from the United States, brings the total immigration to 402,432, an increase over the preceding fiscal year of 48,195 persons.

The following further statistical information will be of interest:—Table I deals with the total arrivals of saloon passengers; Table II with the total arrivals of steerage passengers; Table III with the monthly arrivals of immigrants for Canada; and Tables IV and V give summaries of the information obtained from immigrants for Canada upon arrival.



SESSIONAL PAPER No. 25

TABLE I.

NATIONALITY and Sex of Saloon Passengers arriving at Ocean Ports for the Fiscal Year ended March 31, 1913.

	CANADA.				UNITED STATES.				CANADA AND UNITED STATES.			
	Males.	Females.	Children.	Totals.	Males.	Females.	Children.	Totals.	Males.	Females.	Children.	Totals.
African, South.....	2	1		3					2	1		3
Austrian.....	18	12	3	33	25	26	3	54	43	32	6	81
Austrian, N. E. S.....	17	4	2	23	5	3	3	11	22	7	5	34
Bohemian.....		1		1						1		1
Hungarian, N. E. S.....	2			2	3			3	5			5
Magyar.....	1	1		2					1	1		2
Belgian.....	15	5	4	24					15	5	4	24
Chilian.....	3			3					3			3
Chinese.....	4	13	8	25	7	1	3	11	11	14	11	36
Dutch.....	17	7	1	25	3			3	20	7	1	28
French.....	101	66	13	180	14	20		34	115	86	13	214
German.....	38	25	8	71	25	14	2	41	63	39	10	112
English.....	1,154	621	120	1,895	190	148	21	359	1,344	769	141	2,254
Welsh.....	19	11	2	32	4	1		5	23	12	2	37
Scotch.....	310	143	27	480	47	29	1	77	357	172	28	557
Irish.....	168	42	4	214	28	18		46	196	60	4	260
West Indian.....	22	19	14	55	1			1	23	19	14	56
Bermudian.....		1		1						1		1
Jamaican.....	2			2					2			2
Greek.....	1	3	2	6					1	3	2	6
Hebrew, N. E. S.....	1			1		1	1	2	1	1	1	3
" Russian.....	2	3		5		3	4	7	2	6	4	12
" Austrian.....					3	1	2	6	3	1	2	6
Italian.....	22	7	9	38	2	2		4	24	9	9	42
Japanese.....	5	5	1	11		1	3	4	5	6	4	15
Newfoundland.....	86	124	46	256	169	218	25	412	255	342	71	668
New Zealand.....	2	2	2	6	3	1		4	5	3	2	10
Portuguese.....	5	3	1	9					5	3	1	9
Roumanian.....	2			2					2			2
Russian.....	4			4	1	1		2	5	1		6
Finnish.....	1			1	1			1	2			2
Spanish.....	2			2		3		3	2	3		5
Swiss.....	6	4		10	2	1		3	8	5		13
Danish.....	4	6	1	11	2	3		5	6	9	1	16
Swedish.....	3	3	2	8	6	2		8	9	5	2	16
Norwegian.....	3	3	1	7	3		1	4	6	3	2	11
Turkish, N. E. S.....	2	1		3	2			2	4	1		5
Syrian.....		1		1	3			3	3	1		4
U. S. A. Citizens.....	60	52	4	116	831	863	134	1,828	891	915	138	1,944
Negro.....	4	8	3	15					4	8	3	15
Hindoo.....						1		1		1		1
Returned Canadian.....	5,193	3,671	722	9,586					5,193	3,671	722	9,586
Tourist.....	3,748	2,044	297	6,039	114	69	12	195	3,862	2,113	369	6,284
Totals.....	11,049	6,912	1,297	19,258	1,494	1,430	215	3,139	12,543	8,342	1,512	22,397

4 GEORGE V., A. 1914

TABLE II.

NATIONALITY and Sex of Steerage Passengers arriving at Ocean Ports for the Fiscal Year ended March 31, 1913.

	CANADA.				UNITED STATES.				CANADA AND UNITED STATES.			
	Males.	Females.	Children.	Totals.	Males.	Females.	Children.	Totals.	Males.	Females.	Children.	Totals.
African, South.....	11	11	.....	22	1	4	.....	5	12	15	.....	27
Australian.....	51	39	16	106	24	15	5	44	75	54	21	150
Austrian, N.E.S.....	713	196	141	1,050	132	81	51	264	845	277	192	1,314
Bohemian.....	86	53	65	204	23	21	7	56	114	74	72	260
Bukowinian.....	443	125	119	687	8	7	4	19	451	132	123	706
Croatian.....	517	73	52	642	119	15	6	140	636	88	58	782
Dalmatian.....	147	6	2	155	.....	.....	.....	.....	147	6	2	155
Galician.....	202	167	128	497	32	29	14	75	234	196	142	572
Hungarian, N.E.S.....	355	129	91	578	229	44	14	287	581	173	108	865
Magyar.....	306	109	85	500	126	26	9	161	432	135	94	661
Ruthenian.....	12,695	2,926	1,799	17,420	74	27	9	110	12,769	2,953	1,808	17,530
Slovak.....	103	28	11	142	101	22	8	131	204	50	19	273
Belgian.....	1,073	411	342	1,826	100	33	18	151	1,173	444	360	1,977
Bulgarian.....	4,553	37	26	4,616	98	.....	.....	98	4,651	37	26	4,714
Chinese.....	7,929	85	331	7,415	234	14	8	256	7,263	99	339	7,701
Dutch.....	798	367	359	1,524	125	65	66	256	923	432	425	1,780
French.....	1,521	802	432	2,755	58	30	18	106	1,579	832	450	2,861
German, N.E.S.....	2,425	1,189	1,324	4,938	465	321	361	1,147	2,890	1,510	1,685	6,085
Bavarian.....	1	1	.....	2	.....	.....	.....	.....	1	1	.....	2
Prussian.....	7	3	3	13	.....	.....	.....	.....	7	3	3	13
English.....	48,628	34,980	24,474	108,082	1,711	1,422	955	4,088	50,339	36,402	25,429	112,170
Welsh.....	1,109	590	320	2,019	64	49	24	137	1,173	639	344	2,156
Scottish.....	12,630	11,242	6,863	30,735	549	523	337	1,409	13,179	11,765	7,200	32,144
Irish.....	4,789	3,466	1,460	9,706	159	131	45	335	4,939	3,597	1,505	10,041
West Indian.....	252	119	27	398	28	26	5	59	280	145	32	457
Bermudian.....	1	3	.....	4	.....	.....	.....	.....	1	3	.....	4
Jamaican.....	42	39	12	93	.....	.....	.....	.....	42	39	12	93
Greek.....	1,255	81	54	1,390	7	.....	.....	7	1,262	81	54	1,397
Hebrew, N.E.S.....	274	182	193	649	38	30	46	114	312	212	239	763
"    Russian.....	2,700	1,801	1,803	6,304	688	710	799	2,197	3,388	2,511	2,602	8,501
"    Polish.....	13	8	5	26	4	.....	.....	4	17	8	5	30
"    Austrian.....	103	113	86	302	20	22	36	78	213	135	122	470
"    German.....	9	6	1	16	.....	.....	.....	.....	9	6	1	16
Italian.....	14,192	1,407	1,002	16,601	53	8	7	68	14,245	1,415	1,009	16,669
Japanese.....	252	424	48	724	3	.....	.....	3	255	424	48	727
Maltese.....	125	2	1	128	.....	.....	.....	.....	125	2	1	128
Mexican.....	.....	3	6	9	2	3	1	6	2	6	7	15
Montenegrin.....	34	.....	.....	36	.....	.....	.....	.....	34	2	.....	36
Newfoundland.....	605	221	210	1,036	693	476	39	1,268	1,298	697	309	2,304
New Zealand.....	15	21	3	39	11	6	5	22	26	27	8	61
Portuguese.....	7	2	.....	9	.....	.....	.....	.....	7	4	.....	11
Polish, N.E.S.....	633	186	127	966	28	27	16	71	681	213	143	1,037
"    Austrian.....	2,862	948	652	4,462	137	154	60	371	3,019	1,102	712	4,833
"    German.....	21	4	4	29	4	5	9	18	25	9	13	47
"    Russian.....	3,651	572	265	4,488	808	357	186	1,351	4,459	929	451	5,839
Persian.....	18	2	.....	20	27	3	1	31	45	5	1	51
Romanian.....	803	161	152	1,116	41	14	9	64	844	175	161	1,180
Russian, N.E.S.....	15,279	1,570	1,774	18,623	3,177	929	735	4,841	18,456	2,499	2,509	23,464
Finnish.....	1,552	377	262	2,391	1,053	388	294	1,935	2,605	1,165	536	4,332
Dunkhobor.....	28	32	48	108	.....	.....	.....	.....	28	32	48	108
Spanish.....	273	11	12	296	5	1	.....	6	278	12	12	302
Swiss.....	179	49	18	246	8	19	7	34	187	68	25	280
Servian.....	330	17	19	366	122	4	2	128	452	21	21	494
Danish.....	492	166	140	798	221	90	67	378	713	256	297	1,176
Icelandic.....	35	90	46	231	2	5	.....	7	97	95	46	238
Swedish.....	1,569	510	398	2,477	871	541	224	1,636	2,440	1,051	622	4,113

## SESSIONAL PAPER No. 25

NATIONALITY and Sex of Steerage Passengers arriving at Ocean Ports for the Fiscal Year ended March 31, 1913.—*Concluded.*

	CANADA.				UNITED STATES.				CANADA AND UNITED STATES.			
	Males.	Females.	Children.	Totals.	Males.	Females.	Children.	Totals.	Males.	Females.	Children.	Totals.
Nowegian.....	1,110	484	238	1,832	1,008	550	212	1,770	2,118	1,034	450	3,602
Turkish, N. E. S.....	742	18	10	770	68	1	.....	69	810	19	10	839
Armenian.....	81	7	12	100	.....	.....	.....	.....	81	7	12	100
Egyptian.....	2	3	2	7	.....	.....	.....	.....	2	3	2	7
Syrian.....	106	68	58	232	7	5	3	15	113	73	61	247
Arabian.....	3	3	4	10	1	.....	.....	1	4	3	4	11
U. S. A. Citizens.....	70	26	25	121	1,338	1,827	349	3,514	1,408	1,853	374	3,635
Negro.....	164	46	1	211	7	5	.....	12	171	51	1	223
Hindoo.....	.....	2	3	5	.....	.....	.....	.....	.....	2	3	5
Total immigration.....	150,235	67,021	46,167	263,423	14,937	9,287	5,131	29,355	165,172	76,308	51,298	292,778
Returned Canadian.....	30,574	11,081	5,719	47,374	.....	.....	.....	.....	30,574	11,081	5,719	47,374
Tourist.....	8,096	2,309	538	10,943	133	28	28	189	8,229	2,337	566	11,132
Totals.....	188,905	80,411	52,424	321,740	15,070	9,315	5,159	29,544	203,975	89,726	57,583	351,284

4 GEORGE V., A. 1914

TABLE III.

MONTHLY arrivals of Immigrants, for Canada, by Nationalities, at Ocean Ports for the Fiscal Year ended March 31, 1913.

	Apr.	May.	June.	July.	Aug.	Sept.	Oct.	Nov.	Dec.	Jan.	Feb.	Mar.	Totals.
African, South.....	13				1	5	2		1				22
Australian.....	21	12	9	11	23	8	3	4	4		3		106
Austrian, N. E.S.....	214	94	108	38	45	86	51	124	83	55	78	74	1,050
Boh-mian.....	21	30	23	6	26	23	17	14	6	1	11	26	204
Bukowinian.....	178	145	43	47	30	35	57	34	12	12	3	91	687
Croatian.....	157	158	91	25	39	70	17	23	12	2	1	47	642
Dalmatian.....	50	49	6	9	1	4	16	1	2				17
Galician.....	23	49	29	64	25	16	73	46	13	35	18	106	497
Hungarian, N. E.S.....	57	33	117	8	7	18	93	97	43	34	26	45	578
Hungary.....	149	97	12	55	30	56	12	15	32	9	3	30	500
Ruthenian.....	4,595	6,441	1,967	1,135	627	392	453	394	214	138	126	938	17,420
Slovak.....	2	25	6	13	6	14		15	17	6		11	142
Belgian.....	406	247	80	148	122	95	129	52	27	65	80	375	1,826
Bulgarian.....	1,968	1,213	396	104	207	477	226	8	10				4,616
Chinese.....	497	696	964	707	1,118	479	811	697	409	363	294	410	7,445
Dutch.....	324	288	133	111	117	69	47	54	30	46	62	243	1,524
French.....	390	448	234	326	235	228	212	198	102	96	55	231	2,755
German, N. E.S.....	546	777	468	593	440	499	394	262	239	111	127	482	4,938
Bavarian.....				1			1						2
Prussian.....	2	1						8				2	13
English.....	16,802	18,814	12,560	10,225	8,763	9,318	7,487	4,823	2,077	2,065	2,442	12,706	108,082
Welsh.....	240	350	290	198	167	192	105	80	37	35	44	281	2,019
Scottish.....	3,816	6,183	6,433	2,291	2,092	2,723	1,859	991	731	367	532	2,717	30,735
Irish.....	1,170	1,904	1,837	685	802	956	715	422	217	167	184	1,127	9,706
West Indian.....	20	67	30	90	47	27	24	18	10	2	5	8	398
Bermudian.....			1										4
Jamaican.....	8	23	10	14	12		12	3	4	2	1	4	93
Greek.....	175	228	107	174	244	249	174	16	7	2	5	9	1,390
Hebrew, N. E.S.....	33	69	48	73	123	53	47	51	53	20	11	68	649
" Russian.....	172	490	534	744	760	751	402	664	482	450	318	537	6,304
" Polish.....	4			9	2		2	1	5				3
" Austrian.....	9	39	35	31	68	29	22	20	30	37	22	50	392
" German.....	2		2	3	2		1	1	3			2	16
Italian.....	2,506	2,867	1,851	738	873	1,118	1,233	710	499	361	836	3,009	16,601
Japanese.....	56	94	102	54	52	59	41	70	52	43	61	69	724
Maltese.....						27	3	8	8	15	6	61	128
Mexican.....	3			5			1						9
Mont-negrin.....		3	13	15		3	2						36
New-foundland.....	186	206	235	66	30	65	83	67	55	10	6	27	1,036
New Zealand.....	10	4	7	1	2	2		3	3		1	6	39
Portuguese.....				3		1							3
Polish, N. E.S.....	235	237	177	50	37	37	39	26	8	32	10	78	966
" Austrian.....	723	1,442	451	390	211	251	174	200	129	90	91	310	4,462
" German.....	8	4		6				2					9
" Russian.....	447	628	335	333	258	318	290	247	200	193	269	970	4,488
Persian.....	4	1	8		1	2		1	2				20
Roumanian.....	330	281	91	96	55	51	21	58	23	36	14	60	1,116
Roussian, N. E.S.....	3,232	2,252	1,574	1,057	931	953	670	1,305	969	673	770	4,237	18,623
Finnish.....	296	217	269	205	178	206	196	211	192	141	116	254	2,391
Doukhobor.....			75	33									108
Spanish.....	73	90	13	16	11	3	3	19	4	2	5	57	296
Swiss.....	15	37	38	19	22	11	15	16	12	1	14	46	246
Servian.....	82	67	19	10	61	97	13		7				8
Danish.....	101	91	99	80	66	126	62	38	15	16	13	91	798
Icelandic.....	10	12	39	83	26	24	12	5					20
Swedish.....	431	388	238	200	187	228	203	89	81	56	70	306	2,477
Norwegian.....	401	272	179	159	245	146	102	37	17	33	30	191	1,832
Turkish, N. E.S.....	238	135	154	80	25	48	51	19	11			3	770
Armenian.....	9	11	1	26	18	8		6	2	15		4	100
Egyptian.....	1			3	3								7
Syrian.....	11	18	8	6	22	28	23	20	56	24	4	12	232
Arabian.....	2	7		1									10
U. S. A. Citizens.....	11	17	13	19	8	6	10	9	4	9	4	11	121
Negro.....	15	60	8	53	49	19			1				211
Hindoo.....			5										5
Totals.....	41,437	48,421	32,145	21,739	19,558	20,690	16,711	12,322	7,262	5,872	6,776	30,490	263,423

SESSIONAL PAPER No. 25

TABLE IV.

MONTHLY arrivals of Immigrants, for Canada, by Occupation and Destination, at Ocean Ports, for the Fiscal Year ended March 31, 1913.

	April.	May.	June.	July.	August.	September.	October.	November.	December.	January.	February.	March.	Totals.
Agriculturists. ....	14,312	15,102	9,422	5,644	3,695	3,424	2,739	2,073	1,068	1,127	1,507	9,349	69,462
General labourers..	14,897	13,609	7,763	5,472	6,083	5,889	4,838	3,399	2,573	1,919	2,177	11,470	80,989
Mechanics. ....	5,557	9,193	6,048	4,941	4,190	4,735	3,687	2,459	1,173	1,092	1,173	4,131	48,379
Clerks, traders, &c.	1,660	2,785	2,159	1,891	1,934	1,673	1,615	1,301	643	529	632	1,527	18,349
Miners .....	416	482	605	605	584	561	399	522	222	159	173	297	5,025
Female servants. ....	2,377	3,569	3,012	1,704	1,642	2,152	1,675	1,304	666	458	514	1,837	20,910
Not classified. ....	2,218	3,681	3,136	1,482	1,430	2,256	1,758	1,264	917	588	600	1,879	21,209
Totals. ....	41,437	48,421	32,145	21,739	19,558	20,690	16,711	12,322	7,262	5,872	6,776	30,490	263,423
Maritime Provinces	1,472	1,277	1,118	1,067	1,076	927	616	971	601	438	490	2,158	12,241
Quebec .....	7,281	9,878	5,497	3,702	3,592	4,209	3,586	2,461	1,674	1,131	1,232	4,291	48,534
Ontario. ....	15,929	17,778	12,019	8,334	7,112	8,519	6,310	4,362	2,440	2,054	2,468	11,350	98,675
Manitoba. ....	6,517	7,819	4,421	2,708	2,307	2,167	1,633	1,168	657	599	581	3,830	31,347
Saskatchewan. ....	3,430	3,770	2,566	1,687	1,353	1,267	1,021	893	482	338	408	3,134	20,349
Alberta. ....	3,444	3,568	2,575	1,779	1,242	1,298	1,104	824	425	369	528	2,357	19,513
British Columbia..	3,364	4,328	3,949	2,461	2,875	2,363	2,410	1,643	983	943	1,069	3,368	29,756
Yukon Territory. ....		3		1	1		4					2	8
Totals. ....	41,437	48,421	32,145	21,739	19,558	20,690	16,711	12,322	7,262	5,872	6,776	30,490	263,423

4 GEORGE V., A. '914

TABLE V.

NATIONALITY, Sex, Occupation and Destination of Immigrant Arrivals for Canada at Ocean Ports, for the Fiscal Year ended March 31, 1913.

	SEX.				TRADE OR OCCUPATION.								
	Males.		Females.		Farmers and Farm Labourers Class.		General Labourers.			Mechanics.			
	Males.	Females.	Children.	Totals.	Males.	Females.	Children.	Males.	Females.	Children.	Males.	Females.	Children.
African, South.....	11	11	.....	22	1	.....	.....	.....	.....	.....	.....	.....	.....
Australian.....	51	39	16	106	5	.....	.....	.....	.....	.....	.....	.....	.....
Austrian, N. E. S.....	713	196	141	1,050	177	35	40	37	40	37	73	25	22
Bohemian.....	86	53	65	204	26	14	20	5	20	5	19	4	5
Bokowinian.....	443	125	119	687	199	30	67	32	32	27	6	9	11
Croatian.....	517	73	52	642	273	16	19	234	24	25	2	1	.....
Dalmatian.....	147	6	2	155	77	1	1	69	1	1	.....	.....	.....
Galician.....	202	167	128	497	85	31	38	108	41	61	6	10	10
Hungarian, N. E. S.....	355	129	94	578	160	25	34	151	39	33	14	8	4
Magyar.....	306	109	85	500	134	27	29	153	43	47	9	3	2
Ruthenian.....	12,635	2,925	1,739	17,320	6,103	995	1,081	6,449	680	566	65	31	20
Slovak.....	103	28	11	142	67	.....	.....	31	5	6	1	.....	.....
Belgian.....	1,073	411	342	1,826	518	151	159	239	51	49	139	49	41
Bulgarian.....	4,553	37	26	4,616	797	1	1	3,709	17	14	29	1	.....
Chinese.....	7,029	85	331	7,445	21	.....	.....	1,399	16	37	2	.....	.....
Dutch.....	798	307	359	1,464	359	119	139	132	40	64	220	89	111
French.....	1,521	802	432	2,755	605	181	149	324	59	38	297	121	.....
German, N. E. S.....	2,425	1,189	1,324	4,938	1,221	539	859	478	106	129	316	116	113
Bavarian.....	1	.....	.....	1	.....	.....	.....	.....	.....	.....	.....	.....	.....
Prussian.....	7	3	3	13	4	.....	.....	.....	.....	.....	.....	.....	.....
English.....	48,628	34,980	24,474	108,082	17,881	4,736	5,507	9,599	4,821	5,437	12,964	8,036	7,259
Welsh.....	1,109	590	320	2,019	439	84	83	140	39	53	248	94	82
Scottish.....	12,630	11,242	6,863	30,735	1,182	983	1,127	2,094	1,136	1,413	3,639	2,533	2,570
Irish.....	4,780	3,456	1,460	9,706	2,074	309	368	869	334	285	838	487	407
West Indian.....	252	119	27	398	8	.....	.....	122	11	10	92	5	7
Bernudian.....	1	3	.....	4	.....	.....	.....	.....	.....	.....	.....	.....	.....
Jamaican.....	42	39	12	93	7	.....	.....	.....	.....	.....	.....	.....	.....
Greek.....	1,255	81	54	1,390	103	6	10	1,112	63	32	19	4	3
Hebrew, N. E. S.....	274	182	193	649	25	.....	.....	32	19	25	146	85	71
Russian.....	2,700	1,801	1,803	6,304	129	40	59	425	173	264	1,667	1,163	1,055
" Polish.....	13	8	5	26	.....	.....	.....	.....	.....	.....	.....	.....	.....
" Austrian.....	193	113	86	392	15	4	1	50	7	4	78	63	44

SESSIONAL PAPER No. 25

	9	6	1	16	1	1	302	175	9	801	625	2	5	1
Hebrew, German	14,192	1,407	2,431	16,601	2,431	302	175	11,094	801	625	398	72	49	1
Italian	252	424	33	724	33	12	142	187	187	27	6	4	1	1
Japanese	125	1	16	128	16	1	75	1	1	1	29	1	1	1
Maltese	34	2	28	36	28	1	4	11	41	58	71	13	13	13
Mexican	665	221	6	1,086	6	1	3	497	41	2	5	2	2	2
Montenegrin	15	21	4	39	4	2	3	3	2	2	1	1	1	1
Newfoundland	7	2	9	9	9	2	4	4	18	25	42	8	6	6
New Zealand	653	186	303	966	303	53	52	297	18	243	51	250	15	15
Portuguese	2,862	948	1,275	4,462	1,275	258	391	1,477	243	243	33	33	33	33
Polish, N. E. S.	21	4	11	29	11	2	4	4	180	141	100	32	16	16
" Austrian	3,051	572	1,472	4,488	1,472	121	71	2,026	13	36	15	11	6	6
" Russian	18	2	3	20	3	2	2	13	58	36	375	180	190	190
Persian	803	161	471	1,116	471	56	75	303	296	157	30	19	26	26
Roumanian	13,279	1,570	3,564	18,623	3,564	663	1,109	11,190	170	170	2	2	2	2
Russian, N. E. S.	1,522	262	216	2,301	216	29	27	1,173	2	2	2	2	2	2
Finnish	28	32	25	108	25	23	41	41	2	2	2	2	2	2
Doukhobor	278	11	13	296	13	1	3	230	5	1	37	2	2	2
Spanish	179	49	64	246	64	10	12	42	5	1	5	2	2	2
Swiss	330	17	19	366	19	1	11	210	7	8	3	3	3	3
Servian	166	140	251	798	251	42	67	142	19	19	71	26	34	34
Danish	95	46	23	281	23	18	25	28	1	4	34	21	21	21
Icelandic	510	308	598	2,477	598	116	202	725	71	100	167	40	46	46
Norwegian	1,110	484	461	1,832	461	80	93	500	85	54	99	36	36	36
Swedish	742	18	127	770	127	2	2	303	6	11	10	10	10	10
Turkish, N. E. S.	81	2	26	77	26	2	2	49	6	6	2	2	2	2
Armenian	2	3	30	292	30	5	5	47	21	21	9	4	4	4
Egyptian	106	3	1	10	1	1	1	3	1	1	12	1	1	1
Servian	3	4	22	121	22	2	1	16	8	8	33	12	12	12
Arabian	70	26	9	211	9	2	3	11	1	1	1	1	1	1
U. S. A. Citizens	164	2	5	5	5	2	2	8	8	8	8	12	12	12
Negro	164	2	5	5	5	2	2	8	8	8	8	12	12	12
Hindoo	2	2	2	2	2	2	2	2	2	2	2	2	2	2
Totals	150,235	67,021	47,291	263,423	47,291	10,052	12,119	59,478	10,075	10,536	22,529	13,499	12,351	12,351







4 GEORGE V., A. 1914

## PORT OF NORTH SYDNEY.

For the fiscal year 1912-13, there arrived at the port of North Sydney, 11,510 passengers, of whom 4,153 travelled saloon and 7,357 steerage. Of the saloon passengers, 3,071 were destined to Canada and 1,032 to the United States. Of the steerage passengers, 6,015 were for Canada and 1,342 for the United States. Included in the steerage passengers for Canada were 1,096 returned Canadians and 3,737 tourists, leaving the immigration proper at 1,182 souls, a decrease at this port, as compared with the preceding fiscal year, of 1,663 persons.

Table I deals with the total arrivals of saloon passengers; Table II with the total arrivals of steerage passengers; Table III with the monthly arrivals of immigrants for Canada, and Tables IV and V give summaries of the information obtained from immigrants for Canada upon arrival.

TABLE I.

NATIONALITY and Sex of Saloon Passengers arriving at the Port of North Sydney, for the Fiscal Year ended March 31, 1913.

	CANADA.				UNITED STATES.				CANADA AND UNITED STATES.			
	Males.	Females.	Children.	Totals.	Males.	Females.	Children.	Totals.	Males.	Females.	Children.	Totals.
Australian.....					3	1	1	5	3	1	1	5
Austrian.....					1			1	1			1
French.....	24	26	9	59	6	5		11	30	31	9	70
German.....	3			3	6	2		8	9	2		11
English.....	27	8	4	39	36	16	4	56	63	24	8	95
Scotch.....	2	1		3	11	1		12	13	2		15
Irish.....	1			1	5	1		6	6	1		7
West Indian.....	1			1					1			1
Italian.....	2			2	1			1	3			3
Newfoundland.....	84	123	46	253	168	217	25	410	252	340	71	663
Russian, N.E.S.....	1			1					1			1
Finnish.....					1			1	1			1
Danish.....					1	1		2	1	1		2
Swedish.....	1			1	1			1	2			2
Norwegian.....					2			2	2			2
Turkish.....					1			1	1			1
Syrian.....		1		1	3			3	3	1		4
U. S. A. Citizens.....	10	6		16	363	129	33	525	373	135	33	541
Returned Canadian.....	894	338	164	1,396					894	338	164	1,396
Tourist.....	832	388	75	1,295	29	8		37	861	396	75	1,332
Totals.....	1,882	891	298	3,071	638	381	63	1,082	2,520	1,272	361	4,153

SESSIONAL PAPER No. 25

TABLE II.

NATIONALITY and Sex of Steerage Passengers arriving at the Port of North Sydney,  
for the Fiscal Year ended March 31, 1913.

	CANADA.				UNITED STATES.				CANADA AND UNITED STATES.			
	Males.	Females.	Children.	Totals.	Males.	Females.	Children.	Totals.	Males.	Females.	Children.	Totals.
Austrian.....	1			1					1			1
Bulgarian.....	2			2					2			2
French.....	40	14	7	61	6			6	45	14	7	67
German.....	1			1	1			3	2			4
English.....	10	4	13	27	10	2		12	20	6	13	39
Scotch.....	1			1	1			1	2			3
Irish.....	1	1		2	3	1		4	4			6
West Indian.....	105	2		107	1			1	106	2		108
Newfoundland.....	569	200	204	973	681	436	96	1,233	1,250	656	300	2,206
Polish, N.E.S.....	1			1					1			1
"    Russian.....					1	1		2	1	1		2
Russian.....	1			1		1		1	1	1		2
Swedish.....	1		2	3					1		2	3
Norwegian.....		1		1	1			2	1			3
Syrian.....		1		1		1		1		2		2
U. S. A. Citizens.....					23	13	31	67	23	13	31	67
Total immigration.....	733	223	226	1,182	728	478	127	1,333	1,461	701	353	2,515
Returned Canadian.....	608	251	237	1,096					608	251	237	1,096
Tourist.....	3,289	351	97	3,737	6	3		9	3,295	354	97	3,746
Totals.....	4,630	825	560	6,015	734	481	127	1,342	5,364	1,306	687	7,357

4 GEORGE V., A. 1914

TABLE III.

MONTHLY arrivals of Immigrants for Canada, by Nationalities, at the Port of North Sydney, for the Fiscal Year ended March 31, 1913.

—	April.	May.	June.	July.	Aug.	Sept.	Oct.	Nov.	Dec.	Jan.	Feb.	Mar.	Totals
Austrian.....			1										1
Bulgarian.....		2											2
French.....	14		2		12	7	26						61
German.....			1										1
English.....			3	10			7	7					27
Scotch.....							1						1
Irish.....				1		1							2
West Indian....	4	6	41	5	41	1	8		1				107
Newfoundland..	184	188	235	66	30	60	76	64	52	7	5	6	973
Polish.....			1										1
Russian.....								1					1
Swedish.....			1				2						3
Norwegian.....						1							1
Syrian.....							1						1
Totals.....	188	210	285	82	83	72	119	72	53	7	5	6	1,182

SESSIONAL PAPER No. 25

TABLE IV.

MONTHLY arrivals of Immigrants for Canada, by Occupation and Destination, at the Port of North Sydney, for the Fiscal Year ended March 31, 1913.

	Apr.	May.	June.	July.	Aug.	Sept.	Oct.	Nov.	Dec.	Jan.	Feb.	Mar.	Totals
Agriculturists....	6	1		1	2							1	11
General labourers	128	172	196	21	32	21	56	23	31	3	3	3	689
Mechanics .....	27	15	48	19	17	8		1	1				136
Clerks, traders &c.	1	3	5		5		1		2		1		18
Miners .....			3	2	2		5	18	2				32
Female servants..	6	4	17	4	4	5	12	6	4		1	2	65
Not classified . . .	20	15	16	35	21	38	45	24	13	4			231
Totals. . . . .	188	210	285	82	83	72	119	72	53	7	5	6	1,182
Maritime Prov. . .	147	174	235	66	76	61	98	55	33	4	5	1	955
Quebec .....	5	25	23		2	10	4	2	3	1		1	76
Ontario .....	19	6	15	14	5		11	14	8	2			94
Manitoba .....		1	9					1					11
Saskatchewan . . .	8	1											9
Alberta .....	3	2	1									4	10
British Columbia.	6	1	2	2		1	6		9				27
Totals . . . . .	188	210	285	82	83	72	119	72	53	7	5	6	1,182





4 GEORGE V., A. 1914

## PORT OF HALIFAX.

For the fiscal year 1912-13, there arrived at the port of Halifax, 72,138 passengers, of whom 2,722 travelled saloon and 69,416 steerage. Of the saloon passengers, 2,669 were destined to Canada and 53 to the United States. Of the steerage passengers, 59,854 were for Canada and 9,562 for the United States. Included in the steerage passengers for Canada were 7,409 returned Canadians and 718 tourists, leaving the immigration proper at 51,727 souls, an increase at this port as compared with the preceding fiscal year of 16,853 persons.

Table I deals with the total arrivals of saloon passengers; Table II with the total arrivals of steerage passengers; Table III with the monthly arrivals of immigrants for Canada, and Tables IV and V give summaries of the information obtained from immigrants for Canada upon arrival.

TABLE I.

NATIONALITY and Sex of Saloon Passengers arriving at the Port of Halifax, for the Fiscal Year ended March 31, 1913.

	CANADA.				UNITED STATES.				CANADA AND UNITED STATES.			
	Males.	Females.	Children.	Totals.	Males.	Females.	Children.	Totals.	Males.	Females.	Children.	Totals.
African, South.....	1			1					1			1
Austrian.....	1			1	1	3	3	7	2	3	3	8
Belgian.....	4		4	10					4	3	4	10
Dutch.....		1	1	2						1	1	2
French.....	6	2	1	9					6	2	1	9
German.....		1		1	1	1	1	3	1	2	1	4
English.....	198	74	19	291	3	1		4	201	75	19	295
Welsh.....	5	1	2	8	1			1	6	1	2	9
Scotch.....	56	20	2	84	3	1		4	59	21	2	88
Irish.....	44	9	2	55	3	3		6	47	12	2	61
West Indian.....	7	5	1	13					7	5	1	13
Jamaican.....	2			2					2			2
Hebrew, Russian.....		2		2		2	4	6		4	4	8
" Austrian.....					2	1	2	5	2	1	2	5
Italian.....	1	2		3					1	2		3
Newfoundland.....	2	1		3	1	1		2	3	2		5
Portuguese.....	3	2		5					3	2		5
Russian.....	1			1		1		1	1	1		2
Spanish.....	1			1					1			1
Danish.....	2			2					2			2
Norwegian.....	2			2					2			2
U. S. A. Citizens.....	2			2	5	5	2	12	7	5	2	14
Returned Canadian..	705	350	64	1,119					705	350	64	1,119
Tourist.....	632	351	69	1,052	1	1		2	633	352	69	1,054
Totals.....	1,675	823	171	2,669	21	20	12	53	1,696	843	183	2,722



SESSIONAL PAPER No. 25

TABLE II.

NATIONALITY and Sex of Steerage Passengers arriving at the Port of Halifax for the Fiscal Year ended March 31, 1913.

	CANADA.				UNITED STATES.				CANADA AND UNITED STATES.			
	Males.	Females.	Children.	Totals.	Males.	Females.	Children.	Totals.	Males.	Females.	Children.	Totals.
African, South	2			2					2			2
Australian	2			2					2			2
Austrian, N.E.S.	179	39	23	241	44	29	19	83	223	59	42	324
Bohemian	25	8	6	39	17	8	6	31	42	16	12	70
Bukowinian	51	3		54					51	3		54
Croatian	24	3	8	35	67	5	2	74	91	8	10	109
Dalmatian	11	1	1	13					11	1	1	13
Galician	6	1		7	2	1		3	8	2		10
Hungarian, N.E.S.	48	11	8	67	172	31	14	217	220	42	22	284
Magyar	42	19	9	70	112	16	7	135	154	35	16	205
Ruthenian	1,801	327	197	2,325	30	20	8	58	1,831	347	205	2,383
Slovak	20			20	90	17	7	114	116	17	7	134
Belgian	292	102	100	494	53	16	10	79	345	118	110	573
Bulgarian	1,652	6	2	1,660	97			97	1,749	6	2	1,757
Chinese	5			5					5			5
Dutch	191	86	105	382	44	16	28	88	235	102	133	470
French	367	120	121	608	13	2		15	380	122	121	623
German	529	187	282	998	274	169	194	637	803	356	476	1,635
English	11,878	5,335	3,691	20,904	239	140	103	482	12,117	5,475	3,794	21,386
Welsh	325	99	65	489	10	4		14	335	103	65	503
Scottish	2,609	1,130	733	4,472	66	30	12	108	2,675	1,160	745	4,580
Irish	1,023	495	201	1,719	11	8	3	22	1,034	503	204	1,741
West Indian	77	56	11	144	11	12	4	27	88	68	15	171
Bermudian	1	1		2					1	1		2
Jamaican	12	14	5	31					12	14	5	31
Greek	269	4	6	279	3			3	272	4	6	282
Hebrew, N.E.S.	45	26	35	106	18	19	26	63	63	45	61	169
" Russian	804	494	512	1,810	351	416	479	1,246	1,155	910	991	3,056
" Polish	4	3		7					4	3		7
" Austrian	46	36	19	101	10	12	13	35	56	48	32	136
" German	2	2		4					2	2		4
Italian	1,299	36	24	1,359	26			26	1,325	36	24	1,385
Maltese		71		71					71			71
Newfoundland	28	16	4	48	12	20	3	35	40	36	7	83
New Zealand	3	3		6	3	1	3	7	6	4	3	13
Portuguese	2			2					2			2
Polish, N.E.S.	62	17	9	88	10	9	8	27	72	26	17	115
" Austrian	341	128	102	571	100	91	32	223	441	219	134	794
" German	4	2	4	10	4	4	4	12	8	6	8	22
" Russian	719	85	45	849	498	139	79	716	1,217	224	124	1,565
Persian	4	1		5	18	2		20	22	3		25
Roumanian	158	16	9	183	31	2	1	34	189	18	10	217
Russian, N.E.S.	9,135	346	359	9,840	2,631	524	393	3,548	11,766	870	752	13,388
Finnish	375	70	26	471	263	65	35	363	638	135	61	834
Spanish	10	1	1	12					10	1	1	12
Swiss	27	4	1	32					27	4	1	32
Servian	81	2	3	86	119	4	2	125	200	6	5	211
Danish	67	12	14	93	25	11	10	46	92	23	24	139
Icelandic	24	5	1	30				2	24	7	1	32
Swedish	227	53	39	319	111	37	21	169	338	90	60	488
Norwegian	188	55	15	258	173	48	16	237	361	103	31	495
Turkish, N.E.S.	213	1		214	52	1		53	265	2		267
Armenian	3			3					3			3
Egyptian	1			1					1			1
Syrian	21	15	14	50	5	3	3	11	26	18	17	61
Arabian	3			3	1			1	4			4
U. S. A. Citizens	4		1	5	157	36	15	208	161	36	16	213
Negro	28			28					28			28
Total immigration	35,440	9,476	6,811	51,727	5,973	1,961	1,560	9,494	11,413	11,437	8,371	61,221
Returned Canadian	5,127	1,446	836	7,409					5,127	1,446	836	7,409
Tourist	497	181	40	718	30	15	23	68	527	196	63	786
Totals	41,064	11,103	7,687	59,854	6,003	1,976	1,583	9,562	17,067	13,079	9,270	69,416

4 GEORGE V., A. 1914

TABLE III.

MONTHLY arrivals of Immigrants for Canada, by Nationalities, at the Port of Halifax, for the Fiscal Year ended March 31, 1913.

	Apr.	May.	June	July.	Aug.	Sept.	Oct.	Nov.	Dec.	Jan.	Feb.	Mar.	Totals
African, South.....	2												2
Australian.....		1						1					2
Austrian, N.E.S.....	47	11	1	2	1	28	37	29	30	30	25		241
Bohemian.....	5		1		1	5	12	2		9	4		39
Bukowinian.....	54												54
Croatian.....	15		5	1	3		1	2		1			25
Dalmatian.....	6			5					2				13
Galician.....	2	2		1	1								7
Hungarian, N.E.S.....	16					8	7	12	18	3	3		67
Magyar.....	23	5	3	2	11			20	2	2	2		70
Ruthenian.....	1,525	206	87	16	138	33	39	4	28	59	43	112	2,325
Slovak.....	6			1		1	10						20
Belgian.....	150	3	4	10	12	1	15	24	11	31	53	152	494
Bulgarian.....	1,051	303	58	22	39	176	6	1	2				1,660
Chinese.....	1					2	2	15	12	24	17	132	382
Dutch.....	171	3	1	3	2	2	2	15	12	24	17	132	382
French.....	36	2	63	113	76	39	45	77	53	14	39	49	608
German.....	88	117	67	61	157	109	33	74	117	45	53	77	998
English.....	8,468	795	374	260	116	196	121	965	866	885	1,393	6,432	20,904
Welsh.....	165	3	16	2	8	14	3	15	29	17	29	182	489
Scottish.....	1,843	81	84	60	35	27	7	48	288	178	212	1,609	4,472
Irish.....	615	93	9	27	17	6	7	71	127	94	92	603	1,719
West Indian.....	12	49	27	22		2		16	9		4		144
Bermudian.....													2
Jamaican.....	2	14	1	5	3		2	1	2	1			31
Greek.....	8	48	25	7	39	98	12	7	2	1			279
Hebrew, N.E.S.....	10	2	1	7	10	4	2	7	34	4	4	21	106
Russian.....	66	98	110	132	118	172	57	207	247	224	178	205	1,810
Polish.....									4				3
Austrian.....	4	8	2		10				2	25	10	20	101
German.....	2								2				4
Italian.....	142	327	100	54	98	195	50	66	87	42	46	172	1,359
Maltese.....							1	1	4	5			61
Newfoundland.....	2	4				5	7	3	2	3	1	21	48
New Zealand.....			4										4
Portuguese.....													2
Polish, N.E.S.....	45	2	1	3	15	2	1	3	12	1	5	78	571
Austrian.....	221	54	17	11	48	18	6	29	35	45	9	4	10
German.....					5			1					4
Russian.....	118	103	22	42	67	64	7	78	69	68	63	148	849
Persian.....						1	1	2	3	7			5
Roumanian.....	144		1		16		2	8	3				2
Russian, N.E.S.....	1,770	1,267	328	506	461	545	216	509	751	412	583	2,492	9,840
Finnish.....	92	11		4				45	77	41	55	146	471
Spanish.....	1		1					2	4	1	2	1	12
Swiss.....	3			1				10	1		9		32
Servian.....	29	23		1	12	13	6			1			86
Danish.....	18	8		1			1	3	8	10	6	38	93
Icelandic.....	10												20
Swedish.....	125	13		1	1	3		12	22	18	17	107	319
Norwegian.....	140	2	2	3		6		15	6	17	8	51	258
Turkish, N.E.S.....	154	28	11	1		7	10	1					214
Armenian.....										1			3
Egyptian.....	1												1
Syrian.....					1	3	1	11	16	11	4	3	50
Arabian.....	2			1									3
U.S.A. Citizens.....											1		3
Negro.....	10	13					5						28
Totals.....	17,426	3,699	1,420	1,410	1,549	1,793	687	2,402	2,998	2,340	2,975	13,028	51,727

SESSIONAL PAPER No. 25

TABLE IV.

MONTHLY arrivals of Immigrants for Canada, by Occupation and Destination, at the Port of Halifax, for the Fiscal Year ended March 31, 1913.

	Apr.	May.	June.	July.	Aug.	Sept.	Oct.	Nov.	Dec.	Jan.	Feb.	Mar.	Totals.
Agriculturists.....	5,962	697	138	105	235	124	50	285	442	475	584	1,112	13,239
General labourers...	5,680	2,310	629	735	920	1,244	102	955	1,231	747	1,065	4,709	20,797
Mechanics.....	2,876	336	158	182	115	185	60	359	517	559	595	1,940	7,939
Clerks, traders, &c.	670	58	31	33	10	18	7	117	153	127	193	578	1,995
Miners.....	266	30	186	286	188	193	133	324	153	82	130	168	2,139
Female servants...	1,024	143	72	51	37	24	27	190	222	188	219	605	2,901
Not classified.....	948	105	296	18	14	5	8	163	250	165	189	736	2,807
<b>Totals.....</b>	<b>17,426</b>	<b>3,699</b>	<b>1,420</b>	<b>1,410</b>	<b>1,549</b>	<b>1,733</b>	<b>687</b>	<b>2,402</b>	<b>2,998</b>	<b>2,340</b>	<b>2,975</b>	<b>13,028</b>	<b>51,727</b>
Maritime Provinces	835	577	670	674	721	648	365	772	471	279	451	1,787	8,250
Quebec.....	2,553	973	256	141	312	400	116	374	860	378	571	1,319	8,256
Ontario.....	7,039	1,232	316	196	196	597	135	805	920	816	1,063	4,390	18,005
Manitoba.....	2,763	338	121	27	166	89	31	164	234	300	238	1,792	6,266
Saskatchewan.....	1,533	328	18	30	163	34	12	132	183	171	199	1,527	4,270
Alberta.....	1,394	127	30	32	41	15	15	69	159	154	214	992	3,233
British Columbia...	1,399	124	9	7	10	10	10	86	180	242	239	1,221	3,447
<b>Totals.....</b>	<b>17,426</b>	<b>3,699</b>	<b>1,420</b>	<b>1,410</b>	<b>1,549</b>	<b>1,733</b>	<b>687</b>	<b>2,402</b>	<b>2,998</b>	<b>2,340</b>	<b>2,975</b>	<b>13,028</b>	<b>51,727</b>

4 GEORGE V., A. 1914

TABLE  
NATIONALITY, Sex, Occupation and Destination of Immigrant Arrivals, for

	SEX.				TRADE OR									
	Males.	Females.	Children.	Totals.	Farmers and Farm Labourers Class.			General Labourers.			Mechanics.			
					Males.	Females.	Children.	Males.	Females.	Children.	Males.	Females.	Children.	
African, South.....	2			2								1		
Australian.....	12			12	1									
Austrian, N.E.S.....	179	39	23	241	27	6	10	84	6	5	9	5	1	
Bohemian.....	25	8	6	39	1			3			6	3	2	
Bukowinian.....	51	3		54	38	2		13						
Croatian.....	24	3	8	35	8	2	5	15	1	3				
Dalmatian.....	11	1	1	13	6			5	1	1				
Galician.....	6			7	2			4				1		
Hungarian, N.E.S.....	48	11	8	67	5			31	6	7	4	1		
Magyar.....	42	19	9	70	13	6	5	21	5	4	1			
Ruthenian.....	1,801	327	197	2,325	715	79	78	1,071	94	107	9			
Slovak.....	20			20	8			9						
Belgian.....	292	102	100	494	141	30	34	42	14	12	32	8	6	
Bulgarian.....	1,652	6	2	1,660	270			1,371	3	1	6			
Chinese.....	5			5				4						
Dutch.....	191	86	105	382	83	34	41	47	14	29	53	18	26	
French.....	367	120	121	608	20	5	5	44	11	6	24	5	1	
German.....	529	187	282	998	187	79	149	142	25	31	61	16	16	
English.....	11,878	5,335	3,691	20,904	4,821	917	943	2,493	836	939	2,769	1,033	868	
Welsh.....	325	99	65	489	146	22	24	39	8	17	55	9	7	
Scotch.....	2,609	1,130	733	4,472	1,047	182	180	411	113	100	613	166	174	
Irish.....	1,023	495	201	1,719	594	77	94	151	36	21	120	46	34	
West Indian.....	77	56	11	144	3			35	2	2	26	3	3	
Bermudian.....	1	1		2					1		1			
Jamaican.....	12	14	5	31	4	1	4	2	1	1	6			
Greek.....	269	4	6	279				265	1	1	3			
Hebrew, N.E.S.....	45	26	35	106	9	2	17	7	7	2	21	12	15	
"    Russian.....	801	494	512	1,810	35	12	17	117	42	57	522	351	350	
"    Polish.....	4	3		7							2	1		
"    Austrian.....	46	36	19	101	5	1		7	3	1	24	19	5	
"    German.....	2	2		4							2	2		
Italian.....	1,299	36	24	1,359	11		2	1,230	22	14	19	2	2	
Maltese.....	71			71	2			53			15			
Newfoundland.....	28	16	4	48	1			18	1	2	8	1		
New Zealand.....	3	3		6				1	1		2			
Portuguese.....	2			2										
Polish, N.E.S.....	62	17	9	88	28	7	4	10			7	2		
"    Austrian.....	341	128	102	571	102	22	32	212	41	52	12	3	2	
"    German.....	4	2	4	10				2			1			
"    Russian.....	719	85	45	849	103	8	9	565	37	33	31	5		
Persian.....	4	1		5	2	1		2						
Roumanian.....	158	16	9	183	119	8	5	34	3	4	3			
Russian, N.E.S.....	9,135	346	359	9,840	809	142	255	8,205	97	67	93	25	21	
Finnish.....	375	70	26	471	33	4	2	316	30	23	4			
Spanish.....	10	1	1	12				5						
Swiss.....	27	4	1	32	2	1		16	2	1	3			
Servian.....	81	2	3	86	15	1		65	1	3	1			
Danish.....	67	12	14	93	32	3	3	22	4	11	10	1		
Icelandic.....	24	5	1	30	1	1	1	13			10	1		
Swedish.....	227	55	39	319	85	12	21	97	4	6	22	6	6	
Norwegian.....	188	55	15	258	66	9	2	83	10	10	23	9	3	
Turkish, N.E.S.....	213	1		214	10			203						
Armenian.....	3			3				2						
Egyptian.....	1			1										
Syrian.....	21	15	14	50	3	2	3	10	3	1	3			
Arabian.....	3			3				3						
U.S.A. Citizens.....	4		1	5							2			
Negro.....	28			28	1			25			2			
Totals.....	35,440	9,476	6,811	51,727	9,616	1,678	1,945	17,627	1,506	1,574	4,643	1,754	1,542	



4 GEORGE V., A. 1914

## PORT OF ST. JOHN.

For the fiscal year 1912-13, there arrived at the port of St. John, 32,909 passengers, of whom 1,232 travelled saloon and 31,677 steerage. Of the saloon passengers, 1,182 were destined to Canada and 50 to the United States. Of the steerage passengers, 29,073 were for Canada and 2,604 for the United States. Included in the steerage passengers for Canada were 4,728 returned Canadians and 182 tourists, leaving the immigration proper at 24,163 souls, a decrease, at this port, as compared with the preceding fiscal year of 1,609 persons.

Table I deals with the total arrivals of saloon passengers; Table II with the total arrivals of steerage passengers; Table III with the monthly arrivals of immigrants for Canada, and Tables IV and V give summaries of the information obtained from immigrants for Canada upon arrival.

TABLE I.

NATIONALITY and Sex of Saloon Passengers arriving at the Port of St. John, for the Fiscal Year ended March 31, 1913.

	CANADA.				UNITED STATES.				CANADA AND UNITED STATES.			
	Males.	Females.	Children.	Totals.	Males.	Females.	Children.	Totals.	Males.	Females.	Children.	Totals.
Australian.....	1	1	.....	2	1	.....	.....	1	2	1	.....	3
Austrian.....	4	2	.....	6	.....	.....	.....	.....	4	2	.....	6
Belgian.....	3	1	.....	4	.....	.....	.....	.....	3	1	.....	4
Dutch.....	1	1	.....	2	.....	.....	.....	.....	1	1	.....	2
French.....	4	.....	.....	4	1	.....	.....	1	5	.....	.....	5
German.....	3	.....	.....	3	2	.....	.....	2	5	.....	.....	5
English.....	133	68	15	216	12	2	.....	14	145	70	15	230
Welsh.....	3	.....	.....	3	1	1	.....	2	4	1	.....	5
Scotch.....	23	13	1	36	1	.....	.....	1	23	13	1	37
Irish.....	25	4	1	30	1	.....	.....	1	26	4	1	31
West Indian.....	7	10	.....	24	.....	.....	.....	.....	7	10	7	24
Bermudian.....	1	1	.....	1	.....	.....	.....	.....	1	1	.....	1
New Zealand.....	1	.....	.....	1	1	.....	.....	1	2	.....	.....	2
Russian.....	1	.....	.....	1	.....	.....	.....	.....	1	.....	.....	1
Swiss.....	.....	1	.....	1	1	.....	.....	1	1	1	.....	2
U. S. A. Citizens.....	3	4	.....	7	7	6	1	14	10	10	1	21
Negro.....	4	8	3	15	.....	.....	.....	.....	4	8	3	15
Returned Canadian.....	298	198	52	548	.....	.....	.....	.....	298	198	52	548
Tourist.....	178	90	10	278	8	4	.....	12	186	94	10	290
Totals.....	691	402	89	1,182	36	13	1	50	727	415	90	1,232

SESSIONAL PAPER No. 25

TABLE II.

NATIONALITY and Sex of Steerage Passengers arriving at the Port of St. John, for the Fiscal Year ended March 31, 1913.

	CANADA.				UNITED STATES.				CANADA AND UNITED STATES.			
	Males.	Females.	Children.	Totals.	Males.	Females.	Children.	Totals.	Males.	Females.	Children.	Totals.
African, South	1	1		2					1	1		2
Australian	2	3		5					2	3		5
Austrian, N. E. S.	59	28	14	101	32	20	14	66	91	48	28	167
Bohemian	3	4	2	9	1	2		3	4	6	1	12
Bukowinian	107	13	33	183	7	6	4	17	114	49	37	200
Croatian	19	2	1	22	24	4	2	30	43	6	3	52
Dalmatian	12			12					12			12
Galician	61	56	51	168	14	15	7	36	75	71	58	204
Hungarian, N. E. S.	33	3	6	42	39	7		47	72	11	6	89
Magyar	26	5	1	32	9	4	1	14	35	9	2	46
Ruthenian	1,703	406	227	2,336	31	12		33	1,734	408	227	2,369
Slovak	3	3	3	9	8	2	1	11	11	5	4	20
Belgian	126	38	44	208	8	1		9	134	39	44	217
Bulgarian	632	3	3	638	1			1	633	3	3	639
Chinese	4			4					4			4
Dutch	116	34	26	176	22	4	7	33	138	38	33	209
French	312	150	85	547	8	2	7	17	320	152	92	564
German, N. E. S.	183	105	108	396	37	32	46	115	220	137	154	511
Prussian	3	1		4					3	1		4
English	4,850	2,637	2,133	9,620	146	76	67	289	4,996	2,713	2,200	9,909
Welsh	79	38	18	135	6	4	5	15	83	42	23	150
Scotch	1,831	1,057	538	3,426	42	31	41	114	1,873	1,088	579	3,540
Irish	544	235	139	918	12	6	2	20	556	241	141	938
West Indian	47	48	11	106	15	12	1	28	62	60	12	134
Greek	20			20					20			20
Hebrew, N. E. S.	30	21	19	70	7	2	3	12	37	23	22	82
" Russian	293	145	158	596	112	56	46	214	405	201	204	810
" Polish	1	1	2	4	1			1	2	1	2	5
" Austrian	37	11	10	58	6	5	8	19	43	16	18	77
" German	1	1	1	2						1	1	2
Italian	314	8	2	324	5	2	1	8	319	10	3	332
Japanese	1			1					1			1
Maltese	15	1	1	17					15	1	1	17
Newfoundland		1		1						1		1
New Zealand		4		4						4		4
Portuguese	1			1					1			1
Polish, N. E. S.	138	41	25	204	4	9		13	142	50	25	217
" Austrian	303	140	86	529	21	22	15	58	324	162	101	587
" German	2			2					2			2
" Russian	350	56	21	427	94	48	21	163	444	104	42	590
Persian	4			4					4			4
Roumanian	77	15	18	110	6	7	6	19	83	22	24	129
Russian, N. E. S.	1,027	134	113	1,274	175	80	46	301	1,202	214	159	1,575
Finnish	252	119	41	412	183	92	31	306	435	211	72	718
Spanish	7	1		8					7	1		8
Swiss	35	3		38	1	1	2	4	36	4	2	42
Servian	24	2	2	28	2			2	26	2	2	30
Danish	47	20	6	73	59	14	14	87	106	34	20	160
Swedish	258	62	55	375	162	48	12	222	420	110	67	597
Norwegian	175	30	20	225	197	39	12	248	372	69	32	473
Turkish, N. E. S.	61			61	1			1	62			62
Armenian	24			24					24			24
Syrian	26	15	9	50					26	15	9	50
U. S. A. Citizens	6	2	6	14	6	2	7	15	12	4	13	29
Negro	93	14	1	108	7	5		12	100	19	1	120
Total immigration	14,377	5,747	4,039	24,163	1,511	663	429	2,603	15,888	6,410	4,468	26,766
Returned Canadian	3,302	891	535	4,728					3,302	891	535	4,728
Tourist	112	56	14	182	1			1	113	56	14	183
Totals	17,791	6,694	4,588	29,073	1,512	663	429	2,604	19,303	7,357	5,017	31,677

+ GEORGE V., A. 1914

TABLE III.

MONTHLY Arrivals of Immigrants, for Canada, by Nationalities, at the Port of St. John, for the Fiscal Year ended March 31, 1913.

	Apr.	May.	June.	July.	Aug.	Sept.	Oct.	Nov.	Dec.	Jan.	Feb.	Mar.	Totals.
African, South.....	2												2
Australian.....	3								1			1	5
Austrian, N.E.S.....	37							3	18	15	8	20	101
Bohemian.....										1			9
Bukowinian.....	98							2	12	12	3	56	183
Croatian.....	13									2			22
Dalmatian.....	12												12
Galician.....	15							5	13	29	11	95	168
Hungarian, N.E.S.....	18							5	6	6	3	4	42
Magyar.....	22							1		7	1		32
Ruthenian.....	1,827							11	93	79	58	268	2,336
Slovak.....										6			9
Belgian.....	129							1		20	5	53	208
Bulgarian.....	630								8				638
Chinese.....						1	1		1	1			4
Dutch.....	95				1			1	6	8	9	56	176
French.....	292							3	33	74		145	547
German, N.E.S.....	218							1	47	32	7	91	396
Prussian.....	2											2	4
English.....	3,534	1		1		1		267	747	909	507	3,653	9,620
Welsh.....	30							5	13	15	9	63	135
Scotch.....	1,739			3				19	377	151	231	915	3,426
Irish.....	311							36	62	58	41	410	918
West Indian.....				60	5	22	13			2		4	106
Greek.....	20												20
Hebrew, N.E.S.....	19								3	11	6	31	70
" Russian.....	73							24	124	150	76	149	596
" Polish.....	4												4
" Austrian.....	5							1	12	11	5	24	58
" German.....											2		2
Italian.....	151								15	21	4	133	324
Japanese.....											1		1
Maltese.....								3	4	10			17
Newfoundland.....									1				1
New Zealand.....	1							1				2	4
Portuguese.....													1
Polish, N.E.S.....	182							1	2	1		18	204
" Austrian.....	306							19	63	41	51	49	529
" German.....	2												2
" Russian.....	118							8	78	103	47	73	427
Persian.....	4												4
Roumanian.....	90								8	10	2		110
Russian, N.E.S.....	658							25	69	71	45	406	1,274
Finnish.....	86							18	106	92	37	73	412
Spanish.....													8
Swiss.....	12								5	1	2	18	38
Servian.....	23								5	1			28
Danish.....	27							9	4	1	5	27	73
Swedish.....	160							9	39	19	11	137	375
Norwegian.....	99							2	10	13	12	89	225
Turkish, N.E.S.....	53								8				61
Armenian.....	6								2	14		2	24
Syrian.....	5								23	13		9	50
U.S.A. Citizens.....	1								2	7	2	2	14
Negro.....		44	8	28	23	5							108
Totals.....	11,122	45	8	92	29	29	14	480	2,020	2,017	1,201	7,106	24,163



SESSIONAL PAPER No. 25

TABLE IV.

MONTHLY Arrivals of Immigrants for Canada, by Occupation and Destination, at the Port of St. John, for the Fiscal Year ended March 31, 1913.

	Apr.	May	June	July	Aug.	Sept.	Oct.	Nov.	Dec.	Jan.	Feb.	Mar.	Totals.
Agriculturists.....	3,269	3		3				81	364	242	140	2,210	6,366
General labourers.....	4,616	38	1	53	6	23	2	107	614	857	423	1,951	8,691
Mechanics.....	1,343	3	7	17	13			123	370	378	281	1,181	3,716
Clerks, traders, &c.....	308			1		1	1	45	115	102	85	356	1,014
Miners.....	88	1						17	61	60	22	63	312
Female servants.....	739			18	10	5	11	62	265	204	124	692	2,130
Not classified.....	768							45	231	174	126	653	1,997
Totals.....	11,122	45	8	92	29	29	14	480	2,020	2,017	1,201	7,106	24,163
Maritime Provinces.....	417	45	1	62	8	29	5	42	84	142	29	207	1,071
Quebec.....	1,851		7	18	7		2	58	357	447	171	859	3,777
Ontario.....	3,912			4	13		7	175	779	780	447	2,593	8,719
Manitoba.....	2,159			7				54	262	201	168	1,114	3,965
Saskatchewan.....	974							26	161	128	91	869	2,249
Alberta.....	1,114							65	165	110	140	734	2,328
British Columbia.....	695			1	1			60	212	209	155	730	2,063
Totals.....	11,122	45	8	92	29	29	14	480	2,020	2,017	1,201	7,106	24,163

4 GEORGE V., A. 1914

TABLE

NATIONALITY, Sex, Occupation and Destination of Immigrant Arrivals, for

	SEX.				TRADE OR								
					Farmers and Farm Labourers Class.			General Labourers.			Mechanics.		
	Males.	Females.	Children.	Totals.	Males.	Females.	Children.	Males.	Females.	Children.	Males.	Females.	Children.
African, South	1	1		2							1		
Australian	2	3		5				1				1	
Austrian, N.E.S.	59	28	14	101	15	5	3	27	2	2	14	2	7
Bohemian	3	1		4	3	2	2					1	
Bukowinian	107	43	33	183	40	10	20	67	9	9		2	
Croatian	19	2	1	22				19	1				
Dalmatian	12			12				12					
Galician	61	56	51	168	8	2	3	51	20	36	2	4	3
Hungarian	33	3	6	42	7	2	6	23					
Magyar	26	5	1	32	2			24	3	1			
Ruthenian	1,703	406	227	2,336	296	49	76	1,401	134	140	5	8	3
Slovak	3	3	3	9	3				1	3			
Belgian	126	38	44	208	84	22	37	22	2	2	12	3	2
Bulgarian	632	3	3	638	13			617	1				
Chinese	1			1				3					
Dutch	116	34	26	176	78	16	15	10	1	1	25	8	7
French	312	150	85	547	204	62	50	45	3	2	47	29	11
German, N.E.S.	183	105	108	396	109	57	86	42	5	1	19	6	6
Prussian	3	1		4	2						1	1	
English	4,850	2,637	2,133	9,620	2,007	406	466	1,020	411	472	1,102	479	358
Welsh	79	38	18	135	31	6	3	8	2	1	17	4	5
Scotch	1,831	1,057	538	3,426	628	108	164	403	120	139	472	149	128
Irish	544	235	139	918	214	31	62	153	42	40	79	31	18
West Indian	47	48	11	106				31	9	8	14	1	3
Greek	20			20	1			19					
Hebrew, N.E.S.	30	21	19	70				6	3	9	18	15	8
" Russian	293	145	158	596	2	1	1	53	22	40	216	85	75
" Polish	1	1	2	4							1	1	2
" Austrian	37	11	10	58				20	1	2	8	7	5
" German		1	1	2							1	1	1
Italian	314	8	2	324	19		1	277	4		3	3	1
Japanese	1			1									
Maltese	15	1	1	17	4			10	1	1	1		
Newfoundland		1		1									
New Zealand		4		4									
Portuguese	1			1				1					
Polish, N.E.S.	138	41	25	204	34	7	11	103	7	4			
" Austrian	303	140	86	529	49	14	13	242	64	56	7	4	
" German	2			2				2					
" Russian	350	56	21	427	44	3		296	26	20	7	4	
Persian	4			4				4					
Romanian	77	15	18	110	12	3	7	63	2	4	1	2	
Russian, N.E.S.	1,027	134	113	1,274	206	32	58	789	32	42	25	16	8
Finnish	252	119	41	412	6			240	48	41	3	1	
Spanish	7	1		8				6					
Swiss	35	3		38	15	1		4			11		
Servian	24	2	2	28	1			23	1	2			
Danish	47	20	6	73	15	6	3	25			3	3	3
Swedish	258	62	55	375	57	9	34	177	15	19	19	5	1
Norwegian	173	30	20	223	66	9	9	92	3	5	16	3	6
Turkish, N.E.S.	61			61	16			45					
Armenian	24			24	4			18					
Syrian	26	15	9	50	6	2	1	18	5	3			
U.S.A. Citizens	6	2	6	14			3	2			3		
Negro	93	14	1	108	3			70	2		20	2	1
Totals	14,377	5,747	4,039	24,163	4,304	865	1,134	6,584	1,002	1,165	2,173	881	662



4 GEORGE V., A. 1914

## PORT OF QUEBEC.

For the fiscal year 1912-13, there arrived at the port of Quebec, 185,758 passengers, of whom 9,675 travelled saloon and 176,083 steerage. Of the saloon passengers, 8,143 were destined to Canada and 1,532 to the United States. Of the steerage passengers, 160,856 were for Canada and 15,227 for the United States. Included in the steerage passengers for Canada were 20,885 returned Canadians and 3,207 tourists, leaving the immigration proper at 136,764 souls, an increase at this port, as compared with the preceding fiscal year, of 10,814 persons.

Table I deals with the total arrivals of saloon passengers; Table II with the total arrivals of steerage passengers; Table III with the monthly arrivals of immigrants for Canada, and Tables IV and V give summaries of the information obtained from immigrants for Canada upon arrival.

TABLE I.

NATIONALITY and Sex of Saloon Passengers arriving at the Port of Quebec, for the Fiscal Year ended March 31, 1913.

	CANADA.				UNITED STATES.				CANADA AND UNITED STATES.			
	Males.	Females.	Children.	Totals.	Males.	Females.	Children.	Totals.	Males.	Females.	Children.	Totals.
African, South.....		1		1						1		1
Australian.....	2	7		15	2	1		3	10	8		18
Austrian.....	9	1		10	3	1		3	12	1		13
Hungarian.....					2			2				2
Belgian.....	5	2		7					5	2		7
Chilian.....	3			3					3			3
Dutch.....	4			4	2			2	6			6
French.....	17	8		25	7	13		20	24	21		45
German.....	2	6	1	15	12	10		22	20	16	1	37
English.....	664	401	59	1,124	111	113	13	237	775	514	72	1,361
Welsh.....	2	9		17	2			2	10	9		19
Scottish.....	184	79	10	273	26	25	1	52	210	104	11	325
Irish.....	85	24		109	16	9		25	101	33		134
West Indian.....		2	1	3						2	1	3
Greek.....	1			1					1			1
Hebrew, N.E.S.....					1	1		2		1	1	2
Russian.....	1			1	1			1	1			2
Italian.....			1	1	1			1	1	2	1	4
New Zealand.....	1	1	1	3					1	1	1	3
Roumanian.....	1			1					1			1
Finnish.....	1			1					1			1
Spanish.....	1			1		3		3	1	3		4
Swiss.....	4	1		5	1	1		2	5	2		7
Danish.....	1			1	1	2		3	2	2		4
Swedish.....	2	3	2	7	4	1		5	6	4	2	12
Norwegian.....	1	3	1	5			1	1	1	3	2	6
Turkish, N.E.S.....	1			1	1			1	2			2
U.S.A. Citizens.....	41	39	4	84	349	637	73	1,059	390	676	77	1,143
Returned Canadian.....	2,049	2,051	326	4,426					2,049	2,051	326	4,426
Tourist.....	1,184	737	78	1,999	41	36	7	84	1,225	773	85	2,083
Totals.....	4,284	3,375	484	8,143	581	855	96	1,532	4,865	4,230	580	9,675

SESSIONAL PAPER No. 25

TABLE II.  
NATIONALITY and Sex of Steerage Passengers arriving at the Port of Quebec, for the  
Fiscal Year ended March 31, 1913.

	CANADA.				UNITED STATES.				CANADA AND UNITED STATES			
	Males.	Females.	Children.	Totals.	Males.	Females.	Children.	Totals.	Males.	Females.	Children.	Totals.
African, South	2	3		5	1	4		5	3	7		10
Australian	9	6		15	2	2		4	11	6		17
Austrian, N. E.S.	219	75	58	352	56	41	18	115	275	116	76	467
Bohemian	29	21	42	92	10	11	1	22	39	32	43	114
Bukowinian	236	74	75	385	1	1		2	237	75	75	387
Croatian	176	23	14	213	28	6	2	36	204	29	16	249
Dalmatian	29			29					29			29
Galician	124	98	68	290	16	13	7	36	140	111	75	326
Hungarian, N. E.S.	94	37	33	164	18	5	5	23	112	42	33	187
Magyar	85	28	21	134	5	6	1	12	90	34	22	146
Ruthenian	7,357	1,766	1,125	10,248	13	5	1	19	7,370	1,771	1,126	10,267
Slovak	25	5	2	32	3	3		6	28	8	2	38
Belgian	365	173	138	676	39	16	8	63	401	189	146	739
Bulgarian	1,862	17	9	1,888					1,862	17	9	1,888
Chinese	8			8					8			8
Dutch	316	162	173	651	68	43	25	126	374	205	198	777
French	655	443	200	1,298	29	26	11	66	684	469	211	1,364
German, N. E.S.	976	509	591	2,076	130	110	114	354	1,106	619	705	2,430
Bavarian	1	1		2					1	1		2
Prussian	4	2	3	9					4	2	3	9
English	26,523	24,411	16,948	67,882	1,263	1,168	774	3,205	27,786	25,579	17,722	71,087
Welsh	623	425	235	1,283	44	41	19	104	667	466	254	1,387
Scotch	7,790	8,706	5,540	22,036	430	458	281	1,169	8,220	9,164	5,821	23,205
Irish	2,879	2,493	1,070	6,442	121	112	37	270	3,006	2,605	1,107	6,712
West Indian	2	2	1	5					2	2	1	5
Greek	194	5	2	201	4			4	198	5	2	205
Hebrew, N. E.S.	162	107	119	388	13	9	17	39	175	116	136	427
" Russian	1,293	978	993	3,264	224	238	274	736	1,517	1,216	1,267	4,000
" Polish	5	4	3	12	3			3	8	4	3	15
" Austrian	94	55	53	202	4	5	15	24	98	60	68	226
" German	5	2		7					5	2		7
Italian	1,148	67	58	1,273	18	5	6	29	1,166	72	64	1,302
Japanese	2	1		3	1			1	3	1		4
Maltese	31	1		32					31	1		32
Mexican		1	4	5	2	3	1	6	2	4	5	11
Montenegrin	32	2		34					32	2		34
New Zealand	1	1		2					1	1		2
Portuguese	4	2		6					4	2		6
Polish, N. E.S.	349	88	69	506	14	9	8	31	363	97	77	537
" Austrian	1,832	543	399	2,774	36	41	13	90	1,868	584	412	2,864
" German	5			5	5	5	6	5	5	1	5	11
" Russian	1,030	203	141	1,377	215	169	86	470	1,245	372	230	1,847
Persian	10			10	9	1	1	11	19	1	1	21
Roumanian	356	90	104	550	3	4	1	8	359	94	105	558
Russian, N. E.S.	2,513	754	917	4,214	366	322	276	964	2,879	1,076	1,243	5,198
Finnish	804	361	181	1,346	599	431	228	1,258	1,403	792	409	2,604
Doukhobor	28	32	48	108					28	32	48	108
Spanish	114	2	1	117	5	1		6	119	3	1	123
Swiss	80	33	10	123	7	18	5	30	87	51	15	153
Servian	179	6	11	196	1			1	180	6	11	197
Danish	269	94	100	463	134	64	43	241	403	158	143	704
Icelandic	71	85	45	201	2	3		5	73	88	45	206
Swedish	791	331	272	1,394	592	453	191	1,236	1,383	784	463	2,630
Norwegian	556	349	170	1,075	630	462	184	1,276	1,186	811	354	2,351
Turkish	412	8	4	424	15			15	427	8	4	439
Armenian	49	6	10	65					49	6	10	65
Egyptian	1	3	2	6					1	3	2	6
Syrian	50	20	14	84	2	1		3	52	21	14	87
Arabian		3	4	7						3	4	7
U.S.A. Citizens	42	17	13	72	1,063	1,730	276	3,069	1,105	1,747	289	3,141
Negro	1	2		3					1	2		3
Total immigration	62,902	42,736	30,126	136,764	6,220	6,039	2,949	15,217	69,131	49,775	33,075	151,981
Returned Canadian	10,475	7,025	3,385	20,885					10,475	7,025	3,385	20,885
Tourist	1,652	1,421	134	3,207	7	3		10	1,659	1,424	134	3,217
Totals	75,029	52,182	33,645	160,856	6,236	6,042	2,949	15,227	81,265	58,224	36,594	176,083

4 GEORGE V., A. 1914

TABLE III.

MONTHLY Arrivals of Immigrants for Canada, by Nationalities, at the Port of Quebec, for the Fiscal Year ended March 31, 1913.

	May.	June.	July.	Aug.	Sept.	Oct.	Nov.	Totals.
African, South				1	3	1		5
Australian	3	1	5		2	3		15
Austrian, N. E.S.	43	75	31	41	57	34	71	352
Bohemian	27	13	4	25	18	3	2	92
Bukowinian	145	43	47	30	35	53	32	385
Croatian	74	49	4	18	52	8		213
Dalmatian	28	1						29
Galician	44	29	63	24	16	73	41	290
Hungarian, N. E.S.	27	44	7	7	18	26	35	164
Magyar	53	9	23	3	24	8	14	134
Ruthenian	6,015	1,760	1,073	475	352	278	295	10,248
Slovak	12	6	1		8		5	32
Belgian	201	63	119	101	77	99	16	676
Bulgarian	882	330	74	130	281	185	6	1,888
Chinese	4	1			2			8
Dutch	230	124	98	88	47	31	33	651
French	412	144	204	136	170	122	110	1,298
German, N. E.S.	535	360	393	184	284	210	110	2,076
Bavarian			1			1		2
Prussian	1						8	9
English	17,776	11,966	9,879	8,447	9,047	7,315	3,452	67,882
Welsh	342	273	175	158	178	97	60	1,283
Scotch	6,050	6,314	2,192	2,047	2,674	1,842	917	22,036
Irish	1,764	1,324	618	767	919	701	349	6,442
West Indian		4				1		5
Creek	67	47	23	13	17	31	3	201
Hebrew, N. E.S.	65	39	58	103	47	36	40	388
" Russian	388	406	585	604	557	324	400	3,264
" Polish			7	2		2		12
" Austrian	30	33	31	50	20	21	17	202
" German		2	3			1	1	7
Italian	377	241	100	113	125	148	171	1,273
Japanese						3		3
Maltese					27	3		32
Mexican			5					5
Montenegrin	3	13	15		3			34
New Zealand			1					2
Portuguese	2		3		1			6
Polish, N. E.S.	233	167	42	22	24	3	15	506
" Austrian	1,349	392	371	156	228	148	130	2,774
" German	4							5
" Russian	361	195	199	124	136	205	157	1,377
Persian	1	8			1			10
Roumanian	239	90	82	35	47	7	50	550
Russian, N. E.S.	899	929	529	456	385	362	663	4,214
Finnish	186	266	187	173	193	195	146	1,346
Doukhobor		75	33					108
Spanish	87	4	15	2	1			117
Swiss	24	32	15	21	11	15	5	123
Servian	43	19	8	47	76	3		196
Danish	62	91	64	49	122	51	24	463
Icelandic	12	39	83	26	24	12	5	201
Swedish	342	228	188	170	218	187	61	1,394
Norwegian	241	174	149	233	137	102	39	1,075
Turkish, N. E.S.	101	143	79	24	39	29	9	424
Armenian	11	1	26	15	6		6	65
Egyptian			3	3				6
Syrian	17	7	6	17	13	16	8	84
Arabian	7							7
U.S.A. Citizens	17	12	16	7	6	8	6	72
Negro			1		2			3
Totals	39,836	26,568	17,939	15,147	16,730	13,003	7,541	136,764

SESSIONAL PAPER No. 25

TABLE IV.

MONTHLY Arrivals of Immigrants for Canada, by Occupation and Destination, at the Port of Quebec, for the Fiscal Year ended March 31, 1913.

	May.	June.	July.	Aug.	Sept.	Oct.	Nov.	Totals.
Agriculturists.....	13,359	8,066	5,170	3,219	3,035	1,802	1,293	35,944
General labourers.....	8,697	5,691	3,729	3,787	3,431	3,415	1,912	30,653
Mechanics.....	8,633	5,622	4,616	3,955	4,466	3,483	1,840	32,565
Clerks, traders, etc.....	2,051	1,285	1,202	1,095	1,259	1,030	544	8,466
Miners.....	434	401	311	381	362	250	146	2,285
Female servants.....	3,347	2,819	1,601	1,537	2,093	1,568	992	13,987
Not classified.....	3,315	2,654	1,319	1,223	2,084	1,455	814	12,864
Totals.....	39,836	26,568	17,939	15,147	16,730	13,003	7,541	136,764
Maritime Provinces.....	396	186	240	260	170	150	90	1,492
Quebec.....	7,658	4,344	3,128	2,835	3,312	2,822	1,806	25,905
Ontario.....	14,745	10,473	7,126	6,073	7,176	5,217	2,882	53,692
Manitoba.....	7,270	4,156	2,583	2,046	1,947	1,503	849	20,354
Saskatchewan.....	3,312	2,358	1,538	1,193	1,190	887	668	11,146
Alberta.....	3,296	2,417	1,672	1,134	1,238	974	599	11,330
British Columbia.....	3,157	2,634	1,652	1,605	1,697	1,450	647	12,812
Yukon Territory.....	2	.....	.....	1	.....	.....	.....	3
Totals.....	39,836	26,568	17,939	15,147	16,730	13,003	7,541	136,764

4 GEORGE V., A. 1914

TABLE  
 NATIONALITY, Sex, Occupation and Destination of Immigrant Arrivals for

	SEX.				TRADE OR								
					Farmers and Farm Labourers Class.			General Labourers.			Mechanics.		
	Males.	Females.	Children.	Totals.	Males.	Females.	Children.	Males.	Females.	Children.	Males.	Females.	Children.
African, South	2	3		5	1			1				2	
Australian	9	6		15	1			2			1	1	
Austrian, N.E.S.	219	75	58	352	71	13	15	99	21	14	28	8	5
Bohemian	29	21	42	92	8	6	13	10	2	2	7		1
Bukowinian	236	74	75	385	116	16	40	114	21	18	5	7	9
Croatian	176	23	14	213	98	3	5	72	8	9	1	1	
Dalmatian	29			29	14			15					
Galician	124	98	68	290	67	25	31	51	20	24	3	5	7
Hungarian, N.E.S.	94	37	33	164	38	8	14	40	12	11	5	3	3
Magyar	85	28	21	134	52	14	15	27	5	4	3	2	2
Ruthenian	7,357	1,766	1,125	10,248	3,783	698	786	3,476	372	256	44	20	12
Slovak	25	5	2	32	13			12	1	1			
Belgian	365	173	138	676	114	48	56	92	25	22	80	31	30
Bulgarian	1,862	17	9	1,888	352	2	3	1,486	7	4	15		
Chinese	8			8	1			5					
Dutch	316	162	173	651	129	53	69	51	17	27	97	47	64
French	655	443	200	1,298	343	106	88	80	31	22	115	76	38
German, N.E.S.	976	509	591	2,076	573	246	406	176	46	64	132	58	63
Bavarian	1	1		2	1								
Prussian	4	2	3	9	2		3	2					
English	26,523	24,411	16,948	67,882	8,781	2,886	3,506	5,066	3,251	3,641	7,771	6,076	5,647
Welsh	623	425	235	1,283	236	53	55	78	29	35	132	77	69
Scottish	7,790	8,706	5,540	22,036	2,413	678	770	1,199	884	1,160	2,501	2,213	2,266
Irish	2,879	2,493	1,070	6,442	1,146	189	200	481	235	211	591	394	347
West Indian	2	2	1	5							1	1	1
Greek	194	5		201	39	1		143	3	2	4	1	
Hebrew, N.E.S.	162	107	119	388	11	2	1	34	8	11	89	44	40
Russian	1,293	978	993	3,264	83	22	37	201	95	150	740	619	563
Polish	5	4	3	12							4	2	2
Austrian	94	55	53	202	8	2		20	3	1	49	33	34
German	5	2		7	1			2			3	2	
Italian	1,148	67	38	1,253	154	5	4	859	27	36	59	6	11
Japanese	2	1		3									
Maltese	31	1		32	5			10			12	1	
Mexican		1	4	5		1	4						
Montenegrin	32	2		34	23			9					
New Zealand	1	1		2		1					1		
Portuguese	4	2		6				1					
Polish, N.E.S.	249	88	69	506	183	31	34	129	5	17	28	6	6
Austrian	1,832	543	399	2,774	889	183	233	894	109	111	32	13	11
German	5			5	3						2		
Russian	1,030	203	144	1,377	348	25	27	633	82	83	32	16	14
Persian	10			10	1			9					
Roumanian	356	90	104	550	201	38	63	142	23	22	7	9	6
Russian, N.E.S.	2,513	754	947	4,214	1,072	304	562	1,180	113	150	180	125	151
Finnish	804	361	181	1,346	153	23	25	530	82	88	22	18	26
Dunkhober	28	32	48	108	25	23	41	3	2	2		3	4
Spanish	114	2	1	117	5			100	1	1	1	1	
Swiss	80	33	10	123	34	5	7	14			15	1	
Servian	179	6	11	196	83	6	11	94					
Danish	269	94	100	463	156	25	56	63	11	6	35	16	29
Icelandic	71	85	45	201	22	17	24	15	1	4	24	20	7
Swedish	791	331	272	1,394	358	88	141	307	48	68	92	26	37
Norwegian	556	349	170	1,075	242	55	69	259	66	36	36	21	27
Turkish, N.E.S.	412	8	4	424	96	2		305	1	2	7		
Armenian	49	6	10	65	21			24	5	9			
Egyptian	1	3	2	6									
Syrian	50	20	14	84	19	1	1	16	7	5	6	4	
Arabian		3	4	7		1						1	4
U.S.A. Citizens	42	17	13	72	19	2	10	10			6	2	
Negro	1	2		3				1					
Totals	62,902	43,736	30,126	136,764	22,610	5,909	7,425	18,645	5,679	6,329	13,017	10,012	9,536



SESSIONAL PAPER :No. 25

V.  
Canada, at the Port of Quebec, for the Fiscal Year ended March 31, 1913.

OCCUPATION.									DESTINATION.												
Clerks, Traders, &c.			Miners.			Female Servants.			Not Classified.			Maritime Provinces.	Quebec.	Ontario.	Manitoba.	Saskatchewan.	Alberta.	British Columbia.	Yukon.		
Males.	Females.	Children.	Males.	Females.	Children.	Female Servants.	Males.	Females.	Children.												
2	1					1						1					1				
5			9	3	4	21	7	3	12		9	139	72	3	12	48	33	9	2		
			3	4	15	6	1	3	11	4	4	19	12	11	12	21	13				
			1	1	2	26		3	6	6	6	136	82	56	68	34	3				
			5			11					1	16	124	14	10	11	37				
			3	1	1	40		7	5	3	10	61	112	42	22	10					
6	4		2	3	1	7	3	2	4	4	23	65	17	35	11	11					
3						6		1			11	13	36	16	42	15	1				
2	2	4	42	4	5	631	10	39	62	123	2,816	2,261	3,350	927	712	59					
			1	1		3					3	6	4	1	4	14					
12	9	7	56	14	11	25	11	21	12	35	248	57	138	78	97	23					
1	2	1	4			2	4	4	1	20	661	1,145	8	42	11	1					
2											4	4									
14	3		2	4	3	26	23	12	10	3	125	106	138	70	176	33					
30	21	3	20	11	15	80	67	118	34	35	679	127	145	148	110	52			2		
45	9	12	12	7	10	110	38	33	36	17	379	175	517	573	355	69					
								1													
2,280	1,657	1,051	561	214	272	7,200	2,064	3,127	2,831	599	10,129	31,713	7,241	5,053	5,437	7,709	1				
62	30	19	48	12	27	155	47	69	30	7	169	414	221	128	167	177					
841	614	412	228	101	161	3,314	608	902	771	168	3,382	8,213	3,339	1,621	2,133	3,180					
382	234	118	37	10	12	1,114	242	317	182	61	1,047	2,939	1,090	307	424	571					
			1			1					5										
2			2			4					70	125	1							5	
17	21	26				15	8	17	41		217	86	65	5	11	4				4	
133	64	89		1		54	133	123	154	46	1,206	1,082	779	80	58	13				13	
1	1	1						1				9				3				3	
21	4	10				5	5	8	8		89	66	43	1	3					2	
2											2	1	2							2	
12	4		26	6	6	13	38	6	1	18	881	246	29	3	35	61				2	
1	1					1		2							1					2	
			2							1	2	13	3		13					5	
						2					5	3		8	16	2				2	
2											1			1						2	
			8	1	2	37	1	8	10	11	163	115	159	29	26	12				2	
			27	3	1	212		23	43	42	581	607	986	238	281	39				39	
1			15		1	69	1	11	19	45	444	620	149	49	44	26				26	
6	2	4				10		8	9	1	339	60	41	83	25	1				1	
28	11	30	41	7	12	158	12	33	42	24	1,143	758	881	802	419	187				187	
2	1		89	14	17	211	8	12	25	2	93	1,043	24	34	73	77				77	
						3		1	1			3	7	96	2						2
1			4			3					80	25	2		2					2	2
7	1					14	10	12	3	8	46	16	11	7	22	13				13	
								2			6	169		21							8
9	1	4	1	2	1	36	5	3	4	5	99	136	80	44	69	36				36	
3	5	3	1	1		38	6	4	7			6	190	3						2	
7			11	1	2	141	16	27	24	15	161	220	301	223	257	217				217	
5			7	5	6	183	7	19	32	144	127	142	128	211	168	155				155	
1								3	5	2	3	16	405								
								4	1	1	7	9	47								
1	2							1	1	2		6									1
6								3	8	8	11	54	14	2							1
						4	1	6	3	2	17	18	4	4	19	8					8
6	3					2					2	1									
3,961	2,711	1,794	1,267	430	588	13,987	3,402	5,008	4,454	1,492	25,905	53,692	20,354	11,146	11,330	12,842	3			3	

4 GEORGE V., A. 1914

## PORT OF VANCOUVER.

For the fiscal year 1912-13, there arrived at the Port of Vancouver, 8,492 passengers, of whom 1,398 travelled saloon and 7,094 steerage. Of the saloon passengers, 1,985 were destined to Canada and 313 to the United States. Of the steerage passengers, 6,431 were for Canada and 663 for the United States. Included in the steerage passengers for Canada were 1,861 returned Canadians and 2,668 tourists, leaving the immigration proper at 1,902 souls, a decrease, at this port, as compared with the preceding fiscal year, of 314 persons.

Table I deals with the total arrivals of saloon passengers; Table II with the total arrivals of steerage passengers; Table III with the monthly arrivals of immigrants for Canada, and Tables IV and V give summaries of the information obtained from immigrants for Canada upon arrival.

TABLE I.

NATIONALITY and Sex of Saloon Passengers arriving at the Port of Vancouver, for the Fiscal Year ended March 31, 1913.

	CANADA.				UNITED STATES.				CANADA AND UNITED STATES.			
	Males.	Females.	Children.	Totals.	Males.	Females.	Children.	Totals.	Males.	Females.	Children.	Totals.
Australian.....	3	2	3	8	17	19	2	38	20	21	5	46
Austrian.....	1		1	2					1		1	2
Hungarian.....					1			1	1			1
Chinese.....					4		1	5	4		1	5
Dutch.....	2			2					2			2
French.....		3		3		1		1		4		4
German.....	1			1	2	1	1	4	3	1	1	5
English.....	9	13	14	36	21	12	2	35	30	25	16	71
Welsh.....	1			1					1			1
Scotch.....	2	1	2	5	6			6	8	1	2	11
Irish.....	3	3		6	2	4		6	5	7		12
Japanese.....		4		4		1	3	4		5	3	8
New Zealand.....					2	1		3	2	1		3
Russian.....					1			1	1			1
Swedish.....					1	1		2	1	1		2
Norwegian.....					1			1	1			1
U. S. A. Citizens.....					76	67	19	162	76	67	19	162
Hindoo.....						1		1		1		1
Returned Canadian.....	101	67	17	185					101	67	17	185
Tourist.....	477	309	46	832	24	14	5	43	501	323	51	875
Totals.....	600	402	83	1,085	158	122	33	313	758	524	116	1,398

SESSIONAL PAPER No. 25

TABLE II.

NATIONALITY and Sex of Steerage Passengers arriving at the Port of Vancouver, for the Fiscal Year ended March 31, 1913.

	CANADA.				UNITED STATES.				CANADA AND UNITED STATES.			
	Males.	Females.	Children.	Totals.	Males.	Females.	Children.	Totals.	Males.	Females.	Children.	Totals.
Australian.....	33	30	16	79	18	10	3	31	51	40	19	110
Austrian.....	1			1					1			1
Belgian.....	1			1					1			1
Chinese.....	1,267	37	91	1,395	234	14	8	256	1,501	51	99	1,651
Dutch.....	1			1					1			1
French.....	2			2	1			1	3			3
German.....	7	3	1	11	11	7	7	25	18	10	8	36
English.....	137	42	14	193	37	25	10	72	174	67	24	265
Welsh.....	3	2		5	3			3	6	2		8
Scotch.....	53	16	5	74	6	3	1	10	59	19	6	84
Irish.....	28	10	1	39	5	4	3	12	33	14	4	51
Hebrew, Russian.....					1			1	1			1
Italian.....					3	1		4	3	1		4
Japanese.....	15	4		19	1			1	16	4		20
Newfoundland.....	8	4	2	14					8	4	2	14
New Zealand.....	8	10	3	21	6	2		8	14	12	3	29
Roumanian.....					1	1	1	3	1	1	1	3
Russian, N.E.S.....	20			20	4	2		6	24	2		26
Finnish.....	2			2	4			4	6			6
Spanish.....	2			2					2			2
Swiss.....	1			1					1			1
Danish.....	1			1	3			3	4			4
Swedish.....	3			3	3	1		4	6	1		7
Norwegian.....	8			8	4			4	12			12
U.S.A. Citizens.....	3	1	1	5	74	33	14	121	77	34	15	126
Hindoo.....		2	3	5						2	3	5
Total immigration.....	1,604	161	137	1,902	419	105	49	573	2,023	266	186	2,475
Returned Canadian.....	1,693	96	72	1,861					1,693	96	72	1,861
Tourist.....	2,266	176	226	2,668	79	6	5	90	2,345	182	231	2,758
Totals.....	5,563	433	435	6,431	498	111	54	663	6,061	544	489	7,094

4 GEORGE V., A. 1914

TABLE III.

MONTHLY Arrivals of Immigrants for Canada, by Nationalities, at the Port of Vancouver, for the Fiscal Year ended March 31, 1913.

	Apr.	May.	June.	July.	Aug.	Sept.	Oct.	Nov.	Dec.	Jan.	Feb.	Mar.	Totals
Australian.....	15	8	8	6	23	4	.....	3	3	.....	3	6	79
Austrian.....	.....	.....	.....	1	.....	.....	.....	.....	.....	.....	.....	.....	1
Belgian.....	.....	1	.....	.....	.....	.....	.....	.....	.....	.....	.....	.....	1
Chinese.....	110	100	230	105	207	100	191	84	90	161	17	.....	1,395
Dutch.....	.....	1	.....	.....	.....	.....	.....	.....	.....	.....	.....	.....	1
French.....	.....	.....	1	.....	.....	.....	.....	.....	.....	1	.....	.....	2
German.....	1	7	2	.....	.....	.....	.....	.....	1	.....	.....	.....	11
English.....	10	50	29	15	19	5	7	6	12	3	16	21	193
Welsh.....	1	.....	2	.....	.....	.....	1	.....	.....	.....	.....	1	5
Scotch.....	6	25	5	8	3	1	3	1	2	.....	5	15	74
Irish.....	1	10	4	13	3	.....	.....	1	.....	.....	2	5	39
Japanese.....	.....	1	5	.....	.....	3	2	1	.....	7	.....	.....	19
Newfoundland.....	.....	14	.....	.....	.....	.....	.....	.....	.....	.....	.....	.....	14
New Zealand.....	8	.....	3	.....	1	1	.....	2	3	.....	1	2	21
Russia, N.E.S.....	.....	.....	.....	.....	.....	.....	.....	1	.....	.....	18	1	20
Finnish.....	.....	1	.....	.....	.....	.....	.....	.....	.....	.....	1	.....	2
Spanish.....	.....	.....	.....	.....	.....	.....	.....	2	.....	.....	.....	.....	2
Swiss.....	.....	.....	1	.....	.....	.....	.....	.....	.....	.....	.....	.....	1
Danish.....	.....	1	.....	.....	.....	.....	.....	.....	.....	.....	.....	.....	1
Swedish.....	.....	3	.....	.....	.....	.....	.....	.....	.....	.....	.....	.....	3
Norwegian.....	.....	7	.....	.....	.....	.....	.....	.....	.....	1	.....	.....	8
U. S. A. Citizens.....	.....	.....	.....	1	.....	.....	.....	3	.....	1	.....	.....	5
Hindoo.....	.....	.....	5	.....	.....	.....	.....	.....	.....	.....	.....	.....	5
Totals.....	152	229	295	149	256	114	204	104	111	174	63	51	1,902

SESSIONAL PAPER No. 25

TABLE IV.

MONTHLY Arrivals of Immigrants for Canada, by Occupation and Destination, at the Port of Vancouver, for the Fiscal Year ended March 31, 1913.

	Apr.	May.	June.	July.	Aug.	Sept.	Oct.	Nov.	Dec.	Jan.	Feb.	Mar.	Totals
Agriculturists.....	15	33	15	1	1	..	4		2		1	15	87
General laborers....	60	117	149	106	167	73	97	62	60	97	25	12	1,025
Mechanics.....	11	16	13	4	2	5	4	3	3	3	10	11	85
Clerks, traders, &c.	45	40	93	31	43	33	77	22	27	67	13	8	499
Miners.....	2	2	1	.....	.....	.....	1	.....	.....	.....	2	.....	8
Female servants....	5	5	2	.....	.....	.....	1	.....	2	.....	.....	.....	15
Not classified.....	14	16	22	7	43	2	21	17	17	7	12	5	183
Totals.....	152	229	295	149	256	114	204	104	111	174	63	51	1,902
Maritime Provinces.....		5	.....	3	4	1	2	1	.....	2	.....	.....	18
Quebec.....	11	17	14	13	37	13	25	10	9	25	3	.....	177
Ontario.....	14	31	17	26	52	23	41	14	10	17	1	1	247
Manitoba.....	3	9	.....	1	11	2	3	6	4	.....	2	.....	41
Saskatchewan.....	6	2	.....	.....	2	.....	1	5	1	3	.....	.....	20
Alberta.....	1	6	4	6	7	.....	.....	.....	2	3	3	1	33
British Columbia...	117	158	260	100	143	75	132	68	85	124	54	49	1,365
Yukon Territory....	.....	1	.....	.....	.....	.....	.....	.....	.....	.....	.....	.....	1
Totals.....	152	229	295	149	256	114	204	104	111	174	63	51	1,902

4 GEORGE V., A. 1914

## TABLE

NATIONALITY, Sex, Occupation and Destination of Immigrant Arrivals for

	SEX.				TRADE OR								
					Farmers and Farm Labourers Class.			General Labourers.			Mechanics.		
	Males.	Females.	Children.	Totals.	Males.	Females.	Children.	Males.	Females.	Children.	Males.	Females.	Children.
Australian...	33	30	16	79	2			7	4	6	9	2	1
Au-trian .....	1			1							1		
Belgian .....	1			1				1					
Chinese .....	1,267	37	91	1,395	13	1	1	831	9	22	1		
Dutch .....	1			1				1					
French .....	2			2				1					
German .....	7	3	1	11				3			2	1	
Eng-lish .....	137	42	14	193	23	2	5	44	7	2	34	4	
Welsh .....	3	2		5				1			1		
Scotch .....	53	16	5	74	18	2	3	13		2	13	3	
Irish .....	28	10	1	39	3	1	1	18	5		2	1	
Japanese .....	15	4		19				9	1				
Newfoundland .....	8	4	2	14	1			3			3		
New Zealand .....	8	10	3	21	2	1		2	1	2	2	2	
Rus-ian, N.E.S. ....	20			20				17			2		
Finnish .....	2			2	1								
Spanish .....	2			2							1		
Swiss .....	1			1	1								
Danish .....	1			1				1					
Swedish .....	3			3				3					
Norwegian .....	8			8				8					
U.S.A. Citizens .....	3	1	1	5	1			1					
Hindoo .....		2	3	5		2	3						
Totals .....	1,604	161	137	1,902	65	9	13	964	27	34	71	13	1

SESSIONAL PAPER No. 25

V.

Canada, at the Port of Vancouver, for the Fiscal Year ended March 31, 1913.

OCCUPATION.										DESTINATION.							
Clerks, Traders, &c.			Miners.			Female Servants.	Not Classified.			Maritime Provinces.	Quebec.	Ontario.	Manitoba.	Saskat- hewan.	Alberta.	British Columbia.	Yukon Territory.
Males.	Females.	Children.	Males.	Females.	Children.		Males.	Females.	Children.								
6	2	2				4	9	18	7			4	2		4	69	
																1	
397	12	25					25	15	43	18	172	223	33	16	15	918	
1												1				1	
1							1	2	1					1		10	
22	5	2	4			7	10	17	5		5	13	4	1	8	161	1
			1			1		1							1	4	
4			1			2	4	9				1	1	1		71	
3	1		1				1	12				4			3	32	
4	1						2	12								1	
1	2	2						2								12	
	1					1	2	4	1			1	1		2	18	
1											1					20	
1			1													13	
																12	
																1	
																1	
																8	
1	1	1														5	
																5	
442	25	32	8			15	54	72	57	18	177	247	41	20	33	1,365	1

4 GEORGE V., A. 1914

## PORT OF VICTORIA.

For the fiscal year 1912-13, there arrived at the port of Victoria, 10,704 passengers, of whom 429 travelled saloon and 10,275 steerage. Of the saloon passengers, 320 were destined to Canada and 109 to the United States. Of the steerage passengers, 10,129 were for Canada and 146 for the United States. Included in the steerage passengers for Canada were 3,263 returned Canadians and 39 tourists, leaving the immigration proper at 6,827 souls, an increase, at this port, as compared with the preceding fiscal year, of 1,438 persons.

Table I deals with the total arrivals of saloon passengers; Table II with the total arrivals of steerage passengers; Table III with the monthly arrivals of immigrants for Canada, and Tables IV and V give summaries of the information obtained from immigrants for Canada upon arrival.

TABLE I.

NATIONALITY and Sex of Saloon Passengers arriving at the Port of Victoria, for the Fiscal Year ended March 31, 1913.

	CANADA.				UNITED STATES.				CANADA AND UNITED STATES.			
	Males.	Females.	Children.	Totals.	Males.	Females.	Children.	Totals.	Males.	Females.	Children.	Totals.
Australian.....	5	2		7	2	5		7	7	7		14
Austrian.....			1	1							1	1
Chinese.....	4	13	2	25	3	1	2	6	7	14	10	31
Dutch.....					1			1	1			1
French.....						1		1		1		1
German.....					2			2	2			2
English.....	13	7	4	24	7	4	2	13	20	11	6	37
Scottish.....	6	2		8		2		2	6	4		10
Irish.....					1	1		2	1	1		2
West Indian.....					1			1	1			1
Hebrew, Austrian.....					1			1	1			1
Japanese.....	5	1	1	7					5	1	1	7
New Zealand.....		1	1	2						1	1	2
Danish.....	1			1					1			1
U. S. A. Citizens.....	3	2		5	31	19	6	56	34	21	6	61
Returned Canadian.....	62	38	8	108					62	38	8	108
Tourist.....	83	45	4	132	11	6		17	94	51	4	149
Totals.....	182	111	27	320	60	39	10	109	242	150	37	429



SESSIONAL PAPER No. 25

TABLE II.

NATIONALITY and Sex of Steerage Passengers arriving at the Port of Victoria, for the Fiscal Year ended March 31, 1913.

	CANADA.				UNITED STATES.				CANADA AND UNITED STATES.			
	Males.	Females.	Children.	Totals.	Males.	Females.	Children.	Totals.	Males.	Females.	Children.	Totals.
African, South.	1			1					1			1
Australian.	1			1	4	5	2	11	5	5	2	12
Chinese.	5,747	48	240	6,033					5,745	48	240	6,033
Dutch.					1		4	5	1		4	5
French.					1			1	1			1
German.	2	2		4	12	1		13	14	3		17
English.	22	10	7	39	16	11	1	28	38	21	8	67
Welsh.	1			1	1			1	2			2
Scotch.	5	3	4	12	4	1	2	7	9	4	6	19
Irish.	3	1		4	7			7	10	1		11
West Indian.					1	2		3	1	2		3
Italian.					1			1	1			1
Japanese.	233	419	48	700	1			1	234	419	48	701
New Zealand.	3	3		6	2	3	2	7	5	6	2	13
Portuguese.						2		2		2		2
Russian, N.E.S.	19	6		25	1			1	20	6		26
Finnish.					4			4	4			4
Swiss.	1			1					1			1
Danish.						1		1		1		1
Swedish.					3	2		5	3	2		5
Norwegian.					3			3	3			3
U.S.A. Citizens.					15	13	6	34	15	13	6	34
Total immigration.	6,036	492	299	6,827	77	41	17	135	6,113	533	316	6,962
Returned Canadian.	3,146	75	42	3,263					3,146	75	42	3,263
Tourist.	19	11	9	39	10	1		11	29	12	9	50
Totals.	9,201	578	350	10,129	87	42	17	146	9,288	620	367	10,275

4 GEORGE V., A. 1914

TABLE III.

MONTHLY Arrivals of Immigrants for Canada, by Nationalities, at the Port of Victoria, for the Fiscal Year ended March 31, 1913.

	April	May	June	July	Aug.	Sept.	Oct.	Nov.	Dec.	Jan.	Feb.	Mar.	Totals.
African, South.	1												1
Australian						1							1
Chinese	386	592	733	691	911	374	619	611	318	201	277	410	6,033
German			1			3							4
English	2	1	4	4	4	2	1	6		5	3	7	39
Welsh			1										1
Scotch			1	1		2			1				7
Irish				2					1			1	4
Japanese	56	93	97	54	52	36	36	68	52	36	60	60	700
New Zealand	1	1			1								6
Russian						8				12	5		25
Swiss					1								1
Totals	416	690	837	662	969	426	656	685	372	254	345	485	6,827

SESSIONAL PAPER No. 25

TABLE IV.

MONTHLY Arrivals of Immigrants for Canada, by Occupation and Destination, at the Port of Victoria, for the Fiscal Year ended March 31, 1913.

—	Apr.	May.	June.	July.	Aug.	Sept.	Oct.	Nov.	Dec.	Jan.	Feb.	Mar.	Totals.
Agriculturists.....	8	10	1	17	3	10	1	10	2	14	7	7	90
General labourers...	51	83	123	53	192	63	151	43	35	39	37	84	945
Mechanics.....	1	..	2	9	2	5	..	..	..	4	2	..	26
Clerks, traders, &c..	344	559	709	561	731	306	465	544	288	166	236	352	5,261
Miners.....	..	..	..	..	..	..	..	..	..	..	..	6	6
Female servants.....	5	..	1	..	..	..	..	..	2	..	..	1	9
Not classified.....	37	38	1	22	41	42	39	88	45	40	63	34	490
Totals.....	446	690	837	662	969	426	656	685	372	254	345	485	6,827
Maritime Provinces.....	..	..	..	..	..	..	..	..	..	..	..	3	3
Quebec.....	4	8	..	5	12	1	7	8	..	3	1	54	103
Ontario.....	16	6	..	21	15	8	5	19	..	1	2	7	100
Manitoba.....	1	5	..	17	2	..	2	5	..	1	2	4	39
Saskatchewan.....	..	..	..	..	..	..	..	..	..	..	..	1	1
Alberta.....	..	..	..	2	..	..	8	5	1	1	..	..	17
British Columbia...	425	671	837	616	940	417	634	648	371	248	340	416	6,563
Yukon Territory.....	..	..	..	1	..	..	..	..	..	..	..	..	1
Totals.....	446	690	837	662	969	426	656	685	372	254	345	485	6,827

4 GEORGE V., A. 1914

TABLE

NATIONALITY, Sex, Occupation and Destination of Immigrant Arrivals for

	SEX.			Totals.	TRADE OR											
	Males.	Females.	Children.		Farmers and Farm Labourers Class.			General Labourers.			Mechanics.					
					Males.	Females.	Children.	Males.	Females.	Children.	Males.	Females.	Children.			
African, South.....	1			1				1								
Australian.....	1			1				1								
Chinese.....	5,745	45	240	6,033	5			556	7	15	1					
German.....	12	12		4	1						1					
English.....	23	10	7	39	2	3	3	5	2	3	5	3	1			
Welsh.....	1			1				1								
Scotch.....	5	3	4	12				2					2	1		
Irish.....	3	1		4	1			1								
Japanese.....	233	419	48	700	33	12		133	186	27	6	4	1			
New Zealand.....	3	3		6	2											
Russian.....	19	6		25	14	6		5								
Swiss.....	1			1									1			
Totals.....	6,036	492	299	6,827	66	21	3	705	195	45	16	8	2			

SESSIONAL PAPER No. 25

V.

Canada, at the Port of Victoria, for the Fiscal Year ended March 31, 1913.

OCCUPATION.									DESTINATION.								
Clerks, Traders, &c.			Miners.			Female Servants.	Not Classified.			Maritime Provinces.	Quebec.	Ontario.	Manitoba.	Saskatchewan.	Alberta.	British Columbia.	Yukon Territory.
Males.	Females.	Children.	Males.	Females.	Children.		Males.	Females.	Children.								
5,331	22	74				1	50	19	151	3	103	100	39	1	14	5,773	1
1							3	1								1	1
																39	
			1	1	4	1										1	
26	1						1									4	
	6					7	35	204	20						3	696	1
							1	3								6	
																25	
																1	
5,158	29	74	1	1	4	9	90	229	171	3	103	100	39	1	17	6,563	1

4 GEORGE V., A. 1914

## UNITED STATES PORTS.

For the fiscal year 1912-13, there arrived in Canada, via ports in the United States, 52,170 passengers, of whom 2,788 travelled saloon and 49,382 steerage. Included in the steerage passengers were 8,132 returned Canadians and 392 tourists, leaving the immigration proper at 40,858 souls, an increase as compared with the preceding fiscal year of 17,377 persons.

Table I deals with the total arrivals of saloon passengers; Table II with the total arrivals of steerage passengers; Table III with the monthly arrivals of immigrants, and Tables IV and V give summaries of the information obtained from immigrants upon arrival.

TABLE I.

NATIONALITY and Sex of Saloon Passengers for Canada, arriving at Ports in the United States, for the Fiscal Year ended March 31, 1913.

	CANADA.			
	Males.	Females.	Children.	Totals.
African, South .....	1			1
Australian .....	1			1
Austrian, N.E.S. ....	2	1		3
Boh-mian .....		1		1
Hungarian, N.E.S. ....	2			2
Magyar .....	1	1		2
Belgian .....	3			3
Dutch .....	10	5		15
French .....	50	27	3	80
German .....	23	18	7	48
English .....	110	50	5	165
Welsh .....	2	1		3
Scotch .....	38	27	6	71
Irish .....	10	2	1	13
West Indian .....	7	2	5	14
Greek .....		3	2	5
Hebrew, N.E.S. ....	1			1
" Russian .....	1	1		2
Italian .....	19	5	8	32
Portuguese .....	2	1	1	4
Roumanian .....	1			1
Russian .....	1			1
Swiss .....	2	2		4
Danish .....		6	1	7
Turkish .....	1	1		2
U.S.A. Citizens .....	1	1		2
Returned Canadian .....	1,084	629	91	1,804
Tourist .....	362	121	15	501
Totals .....	1,735	908	145	2,788

SESSIONAL PAPER No. 25

TABLE II.

NATIONALITY and Sex of Steerage Passengers for Canada, via Ports in the United States, for the Fiscal Year ended March 31, 1913.

	CANADA.			
	Males.	Females.	Children.	Totals.
African, South .....	5	7	...	12
Australian .....	4	...	...	4
Austrian, N.E.S. ....	254	54	46	354
Bohemian .....	29	20	15	64
Bukowinian .....	49	5	11	65
Croatian .....	298	45	29	372
Dalmatian .....	95	5	1	101
Galician .....	11	12	9	32
Hungarian, N.E.S. ....	180	78	47	305
Magyar .....	153	57	54	264
Ruthenian .....	1,834	427	250	2,511
Slovak .....	55	20	6	81
Belgian .....	289	98	60	447
Bulgarian .....	405	11	12	428
Dutch .....	174	85	55	314
French .....	145	75	19	239
German .....	737	383	342	1,452
English .....	5,288	2,541	1,668	9,417
Welsh .....	78	26	2	106
Scotch .....	341	350	43	714
Irish .....	302	231	49	582
West Indian .....	21	11	4	36
Bermudian .....	...	2	...	2
Jamaican .....	30	25	7	62
Greek .....	772	72	46	890
Hebrew, N.E.S. ....	37	28	20	85
" Russian .....	310	184	140	634
" Polish .....	3	...	...	3
" Austrian .....	16	11	4	31
" German .....	2	1	...	3
Italian .....	11,431	1,296	918	13,645
Japanese .....	1	...	...	1
Maltese .....	8	...	...	8
Mexican .....	...	2	2	4
Montenegrin .....	2	...	...	2
Polish, N.E.S. ....	103	40	24	167
" Austrian .....	586	137	65	588
" German .....	10	2	...	12
" Russian .....	1,552	228	55	1,835
Persian .....	...	1	...	1
Roumanian .....	212	40	21	273
Russian, N.E.S. ....	2,564	330	355	3,244
Finnish .....	119	27	14	160
Spanish .....	140	7	10	157
Swiss .....	35	9	7	51
Servian .....	46	7	3	56
Danish .....	108	40	20	168
Swedish .....	280	64	30	383
Norwegian .....	183	49	33	265
Turkish, N.E.S. ....	56	9	6	71
Armenian .....	5	1	2	8
Syrian .....	9	17	21	47
U.S.A. Citizens .....	15	6	4	25
Negro .....	42	30	...	72
Total immigration .....	29,143	7,186	4,529	40,858
Returned Canadian .....	6,223	1,297	612	8,132
Tourist .....	261	113	18	392
Totals .....	35,627	8,596	5,159	49,382

4 GEORGE V., A. 1914

TABLE III.

MONTHLY Arrivals of Immigrants for Canada, by Nationalities, via Ports in the United States, for the Fiscal Year ended March 31, 1913.

	Apr.	May	June	July	Aug.	Sept.	Oct.	Nov.	Dec.	Jan.	Feb.	Mar.	Totals.
African, South.....	8						2	1		1			12
Australian.....	3												4
Austrian, N. E. S.....	130	40	31	4	3	1	17	13	36	10	10	29	354
Bohemian.....	16	3	9	2			14		4		2	14	64
Bukowinian.....	26						4						35
Croatian.....	129	84	46	20	18	18	8	4	11		1	33	372
Dalmatian.....	32	21	5	4	1	4	16	1					101
Galician.....	6	3								6	7		32
Hungarian, N. E. S.....	23	6	75	1			59	50	25	10	20	38	305
Magyar.....	101	39		30	16	32	4		12			27	264
Ruthenian.....	1,243	220	120	46	14	5	136	41	93	7	25	558	2,511
Slovak.....	23	13		11	6	5			17			6	81
Belgian.....	121	42	13	19	9	15	5	1	16	14	22	170	447
Bulgarian.....	287	26	8	8	38	20	35	1				5	428
Dutch.....	58	54	8	10	26	20	16	5	12	14	36	55	314
French.....	62	20	24	9	11	12	19	8	14	7	16	37	239
German.....	239	118	37	139	99	103	151	77	74	34	67	314	1,452
English.....	4,788	191	184	56	147	6	36	120	452	263	523	2,593	9,417
Welsh.....	44	5	4		1		4		4	3	6		106
Scottish.....	237	27	29	27	7	19	6	6	63	38	84	171	714
Irish.....	243	39	20	24	15	30	7	5	27	15	49	108	582
West Indian.....	4	12	8	3	1	2	2	2			1	1	36
Bernadine.....			1				1						2
Jamaican.....	6	9	9	9	9		10	2	2	1	1	4	62
Greek.....	147	113	35	144	192	134	101	9	5	1	5	4	890
Hebrew, N. E. S.....	4	2	8	8	10	2	9	4	16	5	1	16	85
"    Russian.....	33	4	18	27	38	22	21	37	111	76	64	183	634
"    Polish.....				2					1				3
"    Austrian.....		1			8	5			3	1	7	6	31
"    German.....					2				1				3
Italian.....	2,213	2,163	1,510	584	662	806	1,055	473	397	298	786	2,704	13,645
Japanese.....								1	2				3
Maltese.....											6		8
Mexican.....	3					1							4
Montenegrin.....							2						2
Polish, N. E. S.....	8	2	8	5	2	11	36	9	3	19	9	55	167
"    Austrian.....	196	39	42	8	7	5	20	22	31	4	31	183	588
"    German.....	6				1							5	12
"    Russian.....	211	164	118	92	67	118	78	4	53	22	159	749	1,835
Persian.....					1								1
Roumanian.....	96	42		14	4	4	12		12	19	12	58	273
Russian, N. E. S.....	804	86	326	22	14	15	92	106	149	178	119	1,338	3,249
Finnish.....	28	19	3	14	5	13	1	2	9	8	23	35	160
Spanish.....	72	3	8	1	9	2	1	9	1	3	3	48	157
Swiss.....		13	5	3				1	6		3	20	51
Servian.....	31	1		1	2	8	4		2			7	56
Danish.....	56	29	8	15	17	4	10	2	3	5	2	26	168
Swedish.....	146	30	9	11	16	5	16	7	20	19	42	62	383
Norwegian.....	162	22	3	7	12	2		1	1	2	10	43	265
Turkish, N. E. S.....	31	6			1	2	12	9	2		3	5	71
Armenian.....	3				3	2							8
Syrian.....	6	1	1		4	12	5	1	17				47
U. S. A. Citizens.....	10		1	1	1		2		2		2	6	25
Negro.....	5	9		24	26	7			1				72
Totals.....	12,103	3,712	2,732	1,405	1,525	1,526	2,028	1,038	1,708	1,080	2,187	9,814	40,858



SESSIONAL PAPER No. 25

TABLE IV.

MONTHLY Arrivals of Immigrants for Canada, by Occupation and Destination, via Ports in the United States, for the Fiscal Year ended March 31, 1913.

	Apr.	May.	June.	July.	Aug.	Sept.	Oct.	Nov.	Dec.	Jan.	Feb.	Mar.	Totals
Agriculturists . . . . .	5,061	999	1,202	347	235	255	882	404	258	396	775	2,974	13,788
General labourers . . . . .	4,362	2,172	974	784	979	1,034	715	297	602	185	624	1,651	17,379
Mechanics . . . . .	1,299	190	198	94	106	66	140	133	232	151	285	998	3,912
Clerks, traders, &c. . . . .	292	74	36	63	50	56	34	29	58	67	104	233	1,096
Miners . . . . .	60	15	14	6	13	5	11	17	6	17	19	60	243
Female servants . . . . .	598	70	71	30	54	25	56	45	171	66	170	447	1,893
Not classified . . . . .	431	192	237	81	88	85	190	113	361	198	210	451	2,637
Totals . . . . .	12,103	3,712	2,732	1,405	1,525	1,526	2,028	1,038	1,708	1,080	2,187	9,814	40,858
Maritime Provinces . . . . .	73	80	26	22	7	18	26	11	13	11	5	160	452
Quebec . . . . .	2,857	1,197	853	394	387	473	610	203	445	277	486	2,058	10,240
Ontario . . . . .	4,929	1,758	1,198	547	758	715	894	433	723	438	955	4,359	17,827
Manitoba . . . . .	1,591	196	135	73	82	69	91	89	157	97	171	920	3,671
Saskatchewan . . . . .	909	127	190	119	55	43	121	62	137	36	118	737	2,654
Alberta . . . . .	932	137	123	67	60	45	107	86	107	101	171	626	2,562
British Columbia . . . . .	812	217	207	83	176	163	178	134	126	120	281	952	3,449
Yukon Territory . . . . .							1					2	3
Totals . . . . .	12,103	3,712	2,732	1,405	1,525	1,526	2,028	1,038	1,708	1,080	2,187	9,814	40,858

4 GEORGE V., A. 1914

## TABLE

NATIONALITY, Sex, Occupation and Destination of Immigrant Arrivals for Canada,

	SEX.				TRADE OR								
					Farmers or Farm Labourers Class.			General Labourers.			Mechanics.		
	Males.	Females.	Children.	Totals.	Males.	Females.	Children.	Males.	Females.	Children.	Males.	Females.	Children.
African, South...	5	7	...	12	...	...	...	1	...	...	2	...	...
Australian	4	...	...	4	1	...	...	...	...	...	1	...	...
Austrian, N.E.S.	254	54	46	354	64	11	12	163	11	16	21	10	9
Bohemian	29	20	15	64	14	6	5	7	3	1	6	...	...
Bukowinian	49	5	11	65	5	2	7	43	2	...	1	...	2
Croatian	298	45	29	372	167	11	9	128	14	13	1	...	...
Dalmatian	95	5	1	101	57	1	1	37	...	...	...	...	...
Galician	11	12	9	32	8	4	4	2	1	1	1	...	...
Hungarian, N.E.S.	180	78	47	305	110	15	14	57	21	15	5	4	1
Magyar	153	57	54	264	67	7	9	81	30	38	5	1	...
Ruthenian	1,834	427	250	2,511	1,309	169	141	501	80	63	8	3	5
Slovak	55	20	6	81	43	9	1	10	3	2	1	...	...
Belgian	289	98	60	447	179	51	32	82	10	13	15	7	3
Bulgarian	405	11	12	428	162	2	2	234	6	9	7	1	...
Dutch	174	85	55	314	69	16	14	23	8	7	54	16	14
French	145	75	19	239	38	8	6	27	2	2	19	11	1
German	727	383	342	1,452	351	157	214	114	30	33	101	35	28
English	5,208	2,541	1,668	9,417	2,241	512	584	963	294	379	1,281	441	385
Welsh	78	26	2	106	26	3	1	13	...	...	23	4	1
Scotch	341	330	43	714	76	15	10	65	19	12	98	21	2
Irish	302	231	49	582	116	11	11	64	16	13	46	15	8
West Indian	21	11	4	36	2	...	...	3	...	...	6	...	...
Bernandian	...	2	...	2	...	...	...	...	...	...	...	...	...
Jamaican	30	25	7	62	3	3	4	6	...	...	9	8	...
Greek	772	72	46	890	63	5	10	685	59	29	12	3	3
Hebrew, N.E.S.	37	28	20	85	2	1	3	5	1	3	18	14	8
" Russian	310	184	140	634	9	5	4	51	14	17	189	108	67
" Polish	3	...	...	3	...	...	...	...	...	...	1	...	...
" Austrian	16	11	4	31	2	1	1	3	...	...	6	4	...
" German	2	1	...	3	...	...	...	...	...	...	...	...	...
Italian	11,431	1,296	918	13,645	2,247	137	168	8,728	808	575	317	61	35
Japanese	1	...	...	1	...	...	...	...	...	...	...	...	...
Maltese	8	...	...	8	5	...	...	2	...	...	1	...	...
Mexican	...	2	2	4	...	...	...	...	...	...	...	...	...
Montenegrin	2	...	...	2	...	...	...	2	...	...	...	...	...
Polish, N.E.S.	103	40	24	167	58	8	3	24	6	4	7	...	...
" Austrian	386	137	65	588	235	39	23	129	29	24	13	5	2
" German	10	2	...	12	10	2	...	...	...	...	...	...	...
" Russian	1,552	228	55	1,835	977	85	35	532	35	8	39	7	2
Persian	1	...	...	1	...	...	...	...	...	...	...	...	...
Roumanian	212	40	21	273	139	7	...	64	10	6	4	...	...
Russian, N.E.S.	2,504	330	355	3,249	1,463	179	234	993	54	66	73	14	10
Finnish	119	27	14	160	23	2	...	87	10	5	1	...	...
Spanish	140	7	10	157	8	1	3	119	1	3	2	1	...
Swiss	35	9	7	51	12	3	5	8	1	...	7	1	...
Serbian	46	7	3	56	15	...	...	28	5	3	2	...	...
Danish	108	40	20	168	48	8	5	31	4	2	23	6	2
Swedish	289	61	30	380	98	7	6	141	4	7	33	3	2
Norwegian	183	49	33	265	87	7	13	58	6	3	24	3	5
Turkish, N.E.S.	56	9	6	71	5	...	...	42	1	...	3	...	...
Armenian	5	1	2	8	...	...	...	5	1	2	...	...	...
Syrian	9	17	21	47	2	...	...	3	6	12	...	...	...
U.S.A. Citizens	15	6	4	25	2	...	2	3	...	...	1	2	...
Negro	42	30	...	72	5	...	...	15	6	...	11	10	...
Totals	29,143	7,186	4,529	40,858	10,623	1,569	1,596	14,382	1,611	1,286	2,498	819	595

SESSIONAL PAPER No. 25

V.

via Ports in the United States, for the Fiscal Year ended March 31, 1913.

OCCUPATION.									DESTINATION.								
Clerks, Traders, &c.			Miners.			Female Servants.	Not Classified.			Maritime Provinces.	Quebec.	Ontario.	Manitoba.	Saskatchewan.	Alberta.	British Columbia.	Yukon Territory.
Males.	Females.	Children.	Males.	Females.	Children.		Males.	Females.	Children.								
1						7	2				3	9					
1						14	5	8	9	7	150	95	42	35	15	10	
						7		4	9		2	24	3	30	4	1	
						8		1	2		49	7	1	6		2	
1						8		12	7	1	46	276	7	16	26		
						4		3	4	1	1	80	6	4	10		
						14	5	24	17	3	2	3	17	8	1		
						8		11	7	11	18	180	34	31	14	29	
2						139	3	36	41	24	880	531	629	240	161	43	
						5		3	3	1	1	29		4	19	27	
2						14	10	16	12	7	32	52	244	50	37	25	
						2		2	2	1	160	254	9	1	3		
16	2					11	12	32	20		15	136	46	46	59	12	
15	2	1	1			9	45	41	7	5	119	22	42	13	33	14	
101	19	14	16	2	2	66	41	76	53	6	152	245	301	440	243	65	
394	111	54	44	6	5	746	285	431	261	30	1,265	4,731	1,016	833	748	794	
5	1		5			8	6	10		1	4	27	8	18	35	13	
40	10	1	3	1		195	59	71	18	4	226	270	53	41	45	75	
41	15	7	1			127	34	47	10	1	148	271	58	31	31	39	
6						6	4	5	4	5	9	21				1	
						1		1			2						
5	2					6	7	6	3		26	33		1	1	1	
7	2	3				1	5	2	1	10	514	244	11	1	17	93	
7						4	5	8	6		39	40	5			1	
43	12	16	1			9	17	36	36	13	229	282	69	21	17	3	
2						1	1	5	3		1	2					
4						1					7	20	4				
2	1												1				
34	8	2	73	1	1	96	32	125	137	158	4,358	6,946	169	58	483	1,473	
1						1		1			1						
						1		1	2	3		8					
																2	
4	3	1	13	1	1	15	1	10	16	1	17	92	23	13	18	3	
			3	1	1	38	2	22	14	11	130	157	182	45	51	12	
3	1					85	1	15	10	12	321	1,386	3	1	20	25	
2			3	1		8		14	15	10	181	50	8	20	1	3	
8	3	7	17	1	2	50	10	29	36	101	796	725	433	435	249	509	
			6	1		11	2	4	9		4	140	1	1	7	7	
5	1		2			1	4	2	4		133	19	1		4	4	
2	1	1				6		3	1		11	8	9	10	8	5	
1						1		1		6	8	28	1	12		1	
5			1			11		11	11	4	28	29	36	32	29	10	
7			7			37	3	15	15	1	30	85	59	62	70	75	
5			1			26	8	7	12	4	6	29	30	80	81	35	
2	1						4	7	6	1	24	43	2		1		
												8					
2	2	3				2	2	7	6	4	31	6		1		5	
2	1					1		1	2	1	7	6	4	2	3	2	
6	3					16	5	1		4	25	41		1		1	
785	201	110	217	14	12	1,803	638	1,169	830	452	10,240	17,827	3,671	2,654	2,562	3,449	

4 GEORGE V., A. 1914

REJECTIONS, by Causes, at Ocean Ports, from December, 1902, to March 31, 1913.

CAUSES.	FISCAL YEAR.											Totals.
	1902-03.	1903-04.	1904-05.	1905-06.	9 months ended Mar. 31, 1907.	1907-08.	1908-09.	1909-10.	1910-11.	1911-12.	1912-13.	
Abscess									1	1	1	3
Accompanying patients	16		13	39	21	58	60	42	104	53	28	434
Acute iritis										1	1	2
Adenitis										1	1	2
Alcoholism				3	3	1	5	3	3	2	4	29
Anemia						2				1	1	4
Anaylosis						2						2
Arterial sclerosis								1	14		2	17
Asthma										1		1
Avoiding inspection											10	10
Bad character			12			3						15
Barber's itch										1	2	3
Beriberi											1	1
Blennorrhagia										1		1
Blepharitis									1			1
Blindness	1							2		2		5
Bronchitis						1						1
Cancer								1				1
Cataract			1	1	1	3	1			1	1	9
Cellulitis											1	1
Chorioiditis						1	1					2
Chronic inflammation											1	1
Cirrhosis							1					1
Conjunctivitis		1	4	2	4		1	3	13	3	18	49
Contract labour						23		33	24	3		87
Contravention of Order in Council								2	23			25
Convulsions								1				1
Corneal opacity						1	1				1	3
Criminality			1	6	7	17	6	9	40	5	4	65
Crippled			2	5	3	3	1	2	1	1		18
Curvature of spine						2		4	2	2	3	13
Cystic thyroid											1	1
Deafness							1					1
Deaf and dumb				4	5	1		2		1	1	14
Defective sight				3	14	12	17	2	15	3	1	67
Deformity			1									1
Degeneracy					2							2
Delusions								1	2		1	4
Desertion									1			1
Diabetes					1							1
Diseased gland								1	5	1	4	14
Dislocations						1			2	2	3	8
Dropsy			1									1
Eczema			1									1
Emphysema												1
Empyema					1	1						3
Epilepsy		9	2	5	3	4		4	8	5	7	47
Erysipelas						1						1
Favus	7	16	7	2	2	5	2	1	1	3		46
Fever										1		1
Fractures						1		1	1			3
General debility		1		2			2	12		3	1	21
Goitre				1				1	4	3	3	12
Gonorrhoea			1				1	1	1	2	3	9
Gout		1										1
Hare lip							1					1
Head tax										6		6
Heart disease			3	2	2	6	5	5	8	5	13	49
Hemiplegia						1						1
Hernia			1		4	8	3	11	20	8	13	68
High temperature								2	5			7
Hip disease								1	1		1	3
Hydrocele									2		1	3

SESSIONAL PAPER No. 25

REJECTIONS, by Causes, at Ocean Ports, from December, 1902, to March 31, 1913.—  
*Concluded.*

CAUSES.	FISCAL YEAR.											Total.
	1902-03.	1903-04.	1904-05.	1905-06.	9 months ended Mar. 31, 1907.	1907-08.	1908-09.	1909-10.	1910-11.	1911-12.	1912-13.	
Hysteria.....			1	3		3	1	2	1		2	6
Idiocy.....									5			16
Illegitimacy.....								4	1			1
Imbecility.....					3		1	3		2	4	13
Immorality.....					3	10	12	22	35	16	15	113
Indirect passage.....							4	29	25	112	45	215
Insanity.....		5	2	11	7	19	13	15	5	15	22	114
Keratitis.....			1						1		1	3
Lack of funds.....				1		85	67	34	1,038	246	204	1,675
Laziness.....									1	2		3
Leprosy.....							1					1
Likely to become public charges.....		49	56	73	57	202	66	681	274	164	56	1,768
Locomotor ataxia.....			1			2	1		1	2	1	8
Lupus.....				1	4		1		1			7
Malaria.....									1			1
Melancholia.....			1		1						1	3
Mentally deficient.....	1		3	8	2	9	27	24	22	25	21	142
Muscular atrophy.....					1	3	2					6
Nephritis.....										1		1
Nervous disease.....									3			4
No passport.....					30	3	1	2		7		43
Not complying with regulations.....							2					2
Opium habit.....					2							2
Paralysis.....			1	8	2		1	2	2	2	4	22
Parotiditis.....						1						1
Partial blindness.....											2	2
Pediculosis.....									1			1
Pityriasis rubra.....									2			2
Pleurisy.....					1							1
Pneumonia.....		1							1			2
Polygamy.....								2				3
Poor physique.....	1			6	5	31	6	13	41	10	64	177
Pott's disease.....					1							1
Pregnancy.....					2	5	1		2	5	2	17
Previously rejected.....									1	8	1	10
Procuring.....					1	2				6		9
Prostitution.....					8	18	1			4		31
Psoriasis.....							1	2	1	1	1	6
Ran away from home.....				1	5							6
Rheumatism.....			1	4	1							6
Rickets.....						1						1
Scabies.....							2	1				3
Sclerosis.....											1	1
Scoliosis.....											1	1
Senility.....		1		6	1	9	2	4	15	4	4	46
Skin disease.....									1		2	3
Spinal disease.....					1							1
Stowaway.....					42	148	74	74	85	86	63	572
Syrosis.....									1			1
Syphilis.....	1		2		2	1	1	5		2	8	22
Tinea.....				1		2	5				1	9
Trachoma.....	246	190	486	322	176	358	94	429	326	100	72	2,599
Tuberculosis.....			4	4	8	11	11	11	26	21	11	107
Tumor.....											1	1
Ulcers.....										5		5
Vagrancy.....											2	2
Varicose veins.....			1			1	1		13	3	3	22
Veneral disease.....			1								1	2
Weak Stomach.....									1			1
Xeroderma.....										1		1
Totals.....	273	274	611	524	410	1,172	509	1,515	2,210	972	756	9,256

4 GEORGE V., A. 1914

REJECTIONS, by Nationalities, at Ocean Ports, from December, 1902, to March 31, 1913.

	FISCAL YEAR.											Totals.
	1902-3.	1903-4.	1904-5.	1905-6.	9 months ended Mar. 31, 1907.	1907-8.	1908-9.	1909-10.	1910-11.	1911-12.	1912-13.	
African, South										1	..	1
Albanian											2	2
Algerian											1	1
Australian			1			1	3	5	2	2	..	14
Austrian, N. E.S.	7	8	15	22	2	34	6	14	32	22	29	191
Bohemian						1	1		2	1	..	5
Bukowinian		3	7	13		4	7	17	9	3	6	70
Croatian				1		1	4	6	15	1	..	28
Dalmatian						1						1
Galician	30	18	58	42	6	11	16	43	38	25	13	300
Hungarian, N. E.S.	14	4	3	4		7	6	22	27	19	10	116
Magyar					2	1		1	10	2	1	17
Ruthenian			2	7		3	29	105	124	17	14	303
Slovak					3			4	1	1	..	9
Belgian			2	3		2	2	23	5	10	1	48
Bulgarian						176		50	162	74	11	473
Chinese			9	8	1	21	1	9	105	40	46	240
Corean				2								2
Dutch							2	1	7	6	1	17
French			2	4	6	12	18	24	22	13	8	109
German, N. E.S.	13	6	10	10	5	33	20	29	72	22	17	237
Prussian			1									1
English	2		10	56	48	79	93	141	184	179	118	917
Welsh		1		2	1	3		1	6	5	1	20
Scotch			2	5	7	30	31	25	26	28	17	171
Irish			1	13	5	18	22	16	17	15	25	132
West Indian					1	1		4	4	8	11	29
Bermudian											1	1
Jamaican								1		3	..	4
Greek	2		1	4	2	47	3	36	90	24	33	242
Hebrew, N. E.S.			3	1	1	13	3		14	10	..	45
" Russian		1	108	33	33	38	32	72	139	56	39	551
" Polish				1								1
" Austrian			4			1	1	1	3	7	3	20
Italian	6	8	69	57	29	65	33	169	404	174	173	1,187
Japanese			70	66	98	89	26	18	9	10	7	384
Macedonian											1	1
Maltese											1	1
Mexican									2			2
Newfoundland				1		3	3		5	1	2	15
Polish, N. E.S.	7	7	9	1	2	3	1			1		31
" Austrian					1	10	9	75	51	11	8	166
" German				5		1		1	2	2	1	11
" Russian		5	58	11	9	16	6	42	31	9	15	202
Persian						2	1	2	18	3		26
Roumanian		9	3	2	1	10	3	27	31	4	2	92
Russian, N. E.S.	149	130	41	75	24	62	87	82	86	65	66	867
Finnish	16	3	10	11	4	8	8	45	19	11	..	135
Doukhobor.										5		5
Servian						1	1	5	6	5		18
Spanish						1	3	4	28	2	2	40
Swiss									5			6
Danish			3			2	1	15	9	9	1	40
Icelandic		1		1	4			1		1		8
Swedish	5		2	4	1	8	5	23	34	8	3	94
Norwegian		3	5	9		4	5	11	20	15	5	77
Turkish, N. E.S.	3	1	2	5	3	10	3	107	147	13	11	305
Armenian	4	18	11	11	2	45	2	132	60	7	5	297
Syrian	8	40	56	2		21	4	87	101	18	21	358
Arabian	7			1			1		6		1	16
U. S. A. Citizens			27	17	17	63	2	13	20	2	14	175
Negro				1		2						3
Hindoo				18	120	218	4	6		2	8	376
Totals	273	274	611	524	440	1,172	509	1,515	2,210	972	756	9,256

SESSIONAL PAPER No. 25

DEPORTATIONS, after having been admitted, by Causes, from December, 1902, to March 31, 1913.

CAUSES.	FISCAL YEAR.											Totals.
	1902-3.	1903-4.	1904-5.	1905-6.	9 months ended Mar. 31, 1907.	1907-8.	1908-9.	1909-10.	1910-11.	1911-12.	1912-13.	
Abscess					2	1	2		2	3		12
Accompanying patients	4	3	1	4	35	26	21		16	17	16	145
Alcoholism					2	2	2		9	5	5	50
Anemia							1				2	3
Arteritis cerebral.									1			1
Asthma		1							2	1	3	7
Bad character								9		3		19
Blindness				1		2	3			2		8
Bright's disease							3				3	4
Bronchitis		1	1			3	1				1	7
Cancer		1		1			2		1	2	2	9
Cataract						1	1					2
Catarrh									1			1
Chronic dysentery	1	2	1	1	1							6
Chronic skin disease										1		1
Criminality		1	8	1	12	68	115	130	172	242	334	1,083
Crippled		4	4	8	4	4	11					37
Curvature of spine						3	1					4
Cystitis	1	1		1	2	1	1	1				8
Deafness						2	4					6
Defective sight		1	1	6	4	5	11					28
Diabetes					1			2				3
Diseased leg											1	1
Dislocations	2					1						3
Drug habit						1						1
Eczema							1	6			1	8
Epilepsy	6	4	2	6	6	15	22	8	10	10	8	97
Fistula						1	1					2
General debility	7	8	7	18		60	97	27	1	1		225
Haemoptysis	1	1										2
Heart disease	2	1	3	7	3	5	13	4	3	3	9	53
Hemiplegia											1	1
Hemorrhoids	1											1
Hernia			2	3			8		2	1		16
Hip disease							1				1	2
Idiocy	1		4					2				7
Imbecility		1	1	1	2	2	35	1				43
Immorality										24	38	62
Injured						7	6	1				14
Insanity	1	5	5	12	53	110	113	95	121	133	220	868
Insomnia		1				1		1				3
Kidney disease							1			2		3
Leprosy											3	3
Malaria						1		2				3
Melancholia											1	1
Mental weakness	7	8	2	17	20	43	1	9	17	9	10	143
Muscular atrophy				1				2				3
Nephritis											1	1
Neurasthenia	1		1						1	1	2	6
Nostalgia							1		1			2
Osteoarthritis											1	1
Paralysis		3	1	7		5	5	3	2	1	6	33
Pleurisy	1	1										2
Poisoning (lead)					1							1
Poor physique											9	9
Pott's disease							2					2
Pregnancy						1		3	2	2		8
Procuring				2							5	5
Prostitution		1				8	8	6	10	9	15	59
Public charge	14	19	19	18	28	309	1,074	348	289	343	392	2,853
Rheumatism	8	7	6	11	10	29	15	8	2	7	12	115
Sclerosis			1								1	2

4 GEORGE V., A. 1914

DEPORTATIONS, after having been admitted, by Causes, from December, 1902, to March 31, 1913—Continued.

CAUSES.	FISCAL YEAR.											
	1902-3.	1903-4	1904-5	1905-6	9 months ended Mar. 31, 1907.	1907-8.	1908-9.	1909-10.	1910-11	1911-12.	1912-13.	Totals.
Senility .....						8	10	3	1			22
Trachoma .....			2			1	1	2	8		1	15
Tuberculosis .....	8	8	13	6	13	67	54	30	33	39	61	332
Ulcers .....											3	3
Vagrancy .....				2		21	56	29	61	84	107	360
Varicose veins .....	1	1		3	2	5	6				1	21
Venerical disease .....		1	1			4	4	2	2	2	1	17
Violation of Immigration Act .....									12	8	4	24
Totals .....	67	85	86	137	201	825	1,748	734	784	959	1,281	6,907



## SESSIONAL PAPER No. 25

DEPORTATIONS, after having been admitted, by Nationalities, from December, 1902, to March 31, 1913.

	FISCAL YEAR.											Totals
	1902-03.	1903-04.	1904-05.	1905-06.	9 months ended Mar. 31, 1907.	1907-08.	1908-09.	1909-10.	1910-11.	1911-12.	1912-13.	
African, South						1	1			1		2
Australian						1	1	4	10			9
Austrian, N. E.S.	1					1	17	4	1	21	30	87
Bohemian							3	1		1	2	7
Bukowinian			1			5	4		3	1	1	15
Galician	1		1	4	4	15	16	11	10	6	9	17
Hungarian, N. E.S.				1	1	3	1				5	11
Ruthenian							1	6	5	11	7	30
Slovak									1			1
Belgian				1	2		2	8	6	6	4	29
Bulgarian						65	74				2	141
Chinese			1		1	1	1	1	2		16	29
Dutch						10	12	3	2	1	13	41
French			1	1		3	4	18	11	12	22	98
German		1			1	8	7	17	10	6	25	75
English	43	58	61	98	130	513	1,081	355	342	406	387	3,474
Welsh		1	2	3	2	2	1	5	3	4	7	30
Scotch	7	8	9	8	26	61	119	89	90	89	118	624
Irish		2	2	3	10	31	34	37	23	41	47	230
West Indian							3	1	6	3	26	39
Jamaican				1			1					2
Greek							32	2	11	2	2	49
Hebrew, N. E.S.			1	8	2	2	32	2	3		5	55
"    Russian				1	2	6	11	1	5	2	5	33
"    Polish						1		1			1	3
"    Austrian							2				5	8
Italian	1	4	1		1	13	13	15	13	12	17	90
Japanese							4	1	1	1		7
Newfoundland								8		3	5	16
New Zealand											1	1
Polish, N. E.S.				1	1	8		2	3	1	8	24
"    German							1					1
"    Russian						1	3	1	1	1	12	19
"    Austrian									1	6	2	9
Roumanian	1	1				2	42	3	2	4	4	59
Russian, N. E.S.					1	9	49	5	5	16	29	114
Finnish		4	1			2	3	1	4	3	14	35
Spanish							1			2	1	4
Swiss							2	2	1	1	12	18
Servian									7		1	8
Danish		2	2	2	1	6	4	2	3	2	5	29
Icelandic		3		1				1				5
Swedish		3				4	9	7	6	8	12	73
Norwegian		8	2	1	1	4	2	3	12	5	21	60
Turkish, N. E.S.								20			1	23
Armenian										1	1	2
Syrian						1	1	1	7	1		11
U. S. A. Citizens				2	8	37	98	119	169	256	377	1,066
Negro						1	1					2
Hindoo							24	1	1	2	1	29
Maltese											1	1
Montenegrin											2	2
Totals	67	85	86	137	201	825	1,748	734	784	959	1,282	6,907

4 GEORGE V., A. 1914

DEPORTATIONS, after having been admitted, by Provinces, from December, 1902, to March 31, 1913.

	FISCAL YEARS.										Totals.	
	1902-03.	1903-04.	1904-05.	1905-06.	9 months ended Mar. 31, 1907.	1907-08.	1908-09.	1909-10.	1910-11.	1911-12.		1912-13.
Maritime Provinces. . . . .		2		3	2	14	19	24	25	13	45	147
Quebec . . . . .	18	16	11	27	41	136	684	97	165	186	208	1,589
Ontario . . . . .	3	3	8	19	79	333	907	378	349	348	419	2,896
Manitoba . . . . .					66	296	48	97	121	174	230	
Saskatchewan . . . . .	46	64	67	88	3	19	27	19	23	33	44	1,783
Alberta . . . . .					4	24	14	63	55	95	131	
British Columbia . . . . .					5	23	49	56	46	108	204	491
Yukon Territory . . . . .					1							1
Totals . . . . .	67	85	86	137	201	825	1,748	734	784	959	1,281	6,907

The following is a statement showing immigration literature, &c., ordered during the fiscal year:—

Last Best West, 'Canada West'—English . . . . .	641,600
“ “ “ “ Flemish . . . . .	25,000
“ “ “ “ Norwegian . . . . .	40,000
“ “ “ “ Swedish . . . . .	25,700
“ “ “ “ Dutch . . . . .	25,000
“ “ “ “ French . . . . .	25,000
“ “ “ “ German . . . . .	25,000
“ “ “ “ Danish . . . . .	20,000
Atlas of Canada—Dutch . . . . .	25,000
“ “ Flemish . . . . .	25,000
“ “ English . . . . .	100,000
New Brunswick Pamphlet . . . . .	100,000
Nova Scotia Pamphlet . . . . .	230,000
British Columbia Pamphlet . . . . .	100,000
Prince Edward Island Pamphlet . . . . .	30,000
Eastern Townships of Quebec . . . . .	84,500
Welsh Pamphlet . . . . .	50,000
Improved Ontario farms for Old Country farmers . . . . .	50,000
The Country Called Canada—English . . . . .	400,000
“ “ “ French . . . . .	10,000
Classes Canada calls for . . . . .	400,000
Canada, The Prairie Provinces . . . . .	50,000
Canada in a Nutshell—Dutch . . . . .	50,000
“ “ “ Flemish . . . . .	50,000
Opportunities in Canada . . . . .	10,000
Canada, The Land of Opportunity . . . . .	250,000
Canada's Farthest South . . . . .	100,000
The Truth about Canadian Emigration . . . . .	50,000
Canada as seen through Scottish Eyes . . . . .	100,000
Immigration Facts and Figures . . . . .	4,000

## SESSIONAL PAPER No. 25

Five Thousand Facts about Canada . . . . .	500
Canada annual of to-day . . . . .	52,000
The Heart of Canada . . . . .	50,000
Canada, The Making of a Nation . . . . .	5,000
Settling on Canada's free land . . . . .	400,000
Domestic Servant Pamphlet . . . . .	150,000
An Agricultural Tour in Canada . . . . .	200,000
Land Regulations in Canada . . . . .	400,000
Mr. Arthur Hawkes' Report . . . . .	10,000
Scotch Crofters' Pamphlet . . . . .	50,000
Homestead Regulation Sheets . . . . .	100,000
London Graphic . . . . .	50,000
A Mighty State in the Making . . . . .	1,000
'Canada,' To-day, 1912, London, England . . . . .	3,000
Illustrated book on Canada . . . . .	5,000
Calendars . . . . .	50,000
Book of Lectures . . . . .	100

## NEWSPAPERS.

<i>The Sheffield Daily Independent and Northern Echo</i> . . . . .	70,000
<i>The Danebrog—Danish</i> . . . . .	12,000
<i>Statmore Standard</i> . . . . .	3,000
<i>British News of Canada</i> . . . . .	52,000
<i>Prince Albert Herald</i> . . . . .	5,000
<i>Scottish Canadian</i> . . . . .	3,000
<i>Heimskringla Icelandic</i> . . . . .	52,000
<i>The Ottawa Valley Journal</i> . . . . .	2,000
<i>Toronto Exhibition Illustrated</i> . . . . .	20,000
<i>Der Norwesten—German</i> . . . . .	52,000
“ Special . . . . .	5,000

## MAPS.

Dominion of Canada, School Maps, English . . . . .	15,470
“ “ “ “ French . . . . .	5,290
Nova Scotia . . . . .	3,000
Small map of Dominion of Canada . . . . .	7,000

During the year, 515,306 pieces of mail were received and attended to, as against 439,135 pieces in the fiscal year 1911-12, an increase of 76,171. The outgoing letters and telegrams for the year numbered 126,811.

Your obedient servant,

W. D. SCOTT,  
*Superintendent of Immigration.*

4 GEORGE V., A. '914

OTTAWA, April 24, 1913.

W. W. CORY, Esq., C.M.G.,  
Deputy Minister of the Interior,  
Ottawa, Canada.

SIR.—I have the honour to submit my report for the fiscal year ending March 31, 1913.

During the fiscal year just closed 7,445 persons of Chinese origin have been admitted into Canada, of whom 367 were admitted as exempt from head tax and 7,078 upon the payment of \$500 each. For the purpose of comparison it is considered advisable to publish the enclosed statistics relating to Chinese Immigration since the imposition of the first head tax in 1885.

Fiscal years.	Exempts.	Paying Tax.	Percentage of total arrivals admitted exempt	Registration for Leave.	Total Revenue.
1886	1	211	47	829	11,693 00
1887		124		734	7,424 50
1888		290		868	15,694 50
1889	112	782	12 53	1,322	40,808 00
1890	97	1,069	8 32	1,671	56,258 00
1891	12	2,114	56	1,617	107,785 50
1892	6	3,276	18	2,168	166,502 50
1893	14	2,244	62	1,277	113,491 00
1894	22	2,087	1 04	666	105,021 50
1895	22	1,440	1 50	473	72,475 00
1896	24	1,762	1 34	697	88,800 50
1897	24	2,447	97	768	123,119 50
1898	17	2,175	78	802	109,754 00
1899	17	4,385	39	859	220,309 50
1900	26	4,231	61	1,102	215,102 00
1901	26	2,518	1 02	1,204	178,704 00
1902	62	3,525	1 73	1,922	364,972 00
1903	84	5,245	1 58	2,044	526,744 00
1904	128	4,719	2 64	1,920	474,420 00
1904-05	69	8	89 61	2,080	6,080 00
1905-06	146	22	86 90	2,421	13,521 00
1906 07	200	91	68 73	2,594	48,091 00
1907-08	752	1,482	33 66	3,585	746,585 00
1908-09	695	1,411	33 00	3,751	713,131 00
1909-10	688	1,614	29 89	4,002	813,003 00
1910-11	805	4,515	15 13	3,956	2,262,056 00
1911-12	498	6,083	7 58	4,322	3,049,722 00
1912 13	367	7,078	4 93	3,742	3,549,242 00
	4,914	66,948	6 84	53,326	14,200,463 00

On January 1, 1901, Capitation Tax was increased from \$50 to \$100, and on January 1, 1904, from \$100 to \$500.

Since 1885 the custom of the department handling Chinese immigration has been to grant to each person legally admitted into Canada a certificate setting forth the name, age, occupation, port, ship and date of entry of each new arrival. Such certificates were supposed to be held by the Chinamen to whom they were granted

## SESSIONAL PAPER :No. 25

and were expected to be of value as a means of identification. Unfortunately, the advisability of retaining this certificate was never carefully impressed upon persons of Chinese origin when receiving the same, and consequently large numbers have been mislaid, lost or destroyed. In reality the certificates were not of much value as a means of identification as they contained no physical description of the party to whom they were issued. Under the circumstances it was deemed advisable to make a change in the practice, and since June 1, 1912, each person of Chinese origin legally admitted into Canada has been furnished with a certificate having thereon a photograph of the party, which photograph is partially covered by the signature of the Controller and the seal of the department, rendering the removal of the photograph and the substitution of a new one therefor extremely difficult, if not entirely impossible. Chinamen in Canada have been notified to exchange their old certificates for ones having their photographs thereon, and those who have lost their certificates are granted new ones upon furnishing proof satisfactory to the department that they had been legally admitted into Canada.

The replacing of lost certificates and the granting of new ones in exchange for those without photographs entails a large amount of work upon the department, and it will likely require two or three years more, before the exchange is finally completed and everybody legally in Canada is furnished with a certificate having his or her photograph thereon.

On March 31, 1913, there had been issued 305 certificates in exchange for old ones and 3,381 certificates to those who had lost their certificates but who had satisfied the department that they had been legally admitted.

Your obedient servant,

W. D. SCOTT,

*Chief Controller of Chinese Immigration.*

No. 1.

**OPERATIONS IN EUROPE.**

REPORT OF THE HIGH COMMISSIONER.

17 VICTORIA STREET, LONDON, S.W., May 1, 1913.

The Honourable  
The Minister of the Interior,  
Ottawa.

SIR,—Herewith, I have the honour to forward the report for the year ending March 31, of each of the representatives of your department engaged in emigration work in the United Kingdom, and of Mr. Treau de Coeli, who is stationed at Antwerp.

The anticipations to be found in these reports of an increase in the emigration to the Dominion have been justified in regard to the year 1912-1913, as is shown by the statements published since the reports were written, and expectations are now held that a still larger movement to Canada will take place during the next twelve months.

The form in which the official returns are now made renders it impossible to make a comparison with the figures included in my letter of last year on the same

4 GEORGE V., A. 1914

subject, but now and in future the returns will give a much more accurate indication of the emigration and immigration movement, as distinguished from the passenger movement.

The following tables have been prepared from a statement supplied by the Board of Trade, and an analysis has shown that the decrease which was recorded in the first three months of the last year in the emigration to Canada, was followed by an increase which brought the total for the calendar year 1912 to a larger figure than had ever before been attained:—

## EMIGRANTS AND IMMIGRANTS.

Statement for the Fiscal Year ending 31st March, 1913.

EMIGRANTS from the United Kingdom, i.e. Persons previously resident in the United Kingdom who left to take up permanent residence* in <i>Canada</i> .		IMMIGRANTS to the United Kingdom, i.e. Persons who arrived from <i>Canada</i> to take up permanent residence* in the United Kingdom.	
Nationality.	Number.	Nationality.	Number.
English.....	138,288	English.....	13,727
Welsh.....	1,739	Welsh.....	276
Scottish.....	37,382	Scottish.....	3,963
Irish.....	7,954	Irish.....	894
Total.....	185,363	Total.....	18,860

## FOR THE THREE MONTHS ENDING MARCH 31, 1913.

English.....	38,393	English.....	1,785
Welsh.....	395	Welsh.....	55
Scottish.....	6,862	Scottish.....	507
Irish.....	1,277	Irish.....	83
Total.....	36,927	Total.....	2,430

\*In this and the following tables, residence for a year or more is treated as permanent residence.

## SESSIONAL PAPER No. 25

## STATEMENT FOR THE FISCAL YEAR ENDING MARCH 31, 1913.

EMIGRANTS from the United Kingdom, <i>i.e.</i> Persons previously resident in the United Kingdom who left to take up permanent residence in AUSTRALIA.		IMMIGRANTS to the United Kingdom, <i>i.e.</i> Persons who arrived from AUSTRALIA to take up permanent residence in the United Kingdom.	
Nationality.	Number.	Nationality.	Number.
English .....	66,074	English .....	6,733
Welsh.....	1,146	Welsh.....	171
Scottish.....	8,646	Scottish.....	1,010
Irish.....	1,971	Irish.....	378
Total.....	77,837	Total.....	8,292

## FOR THE THREE MONTHS ENDING MARCH 31, 1913.

English ... ..	15,326	English.....	1,558
Welsh.....	317	Welsh.....	28
Scottish.....	1,765	Scottish.....	183
Irish.....	491	Irish.....	66
Total.....	17,899	Total.....	1,835

## STATEMENT FOR THE FISCAL YEAR ENDING MARCH 31, 1913.

EMIGRANTS from the United Kingdom, <i>i.e.</i> Persons previously resident in the United Kingdom who left to take up permanent residence in NEW ZEALAND.		IMMIGRANTS to the United Kingdom, <i>i.e.</i> Persons who arrived from NEW ZEALAND to take up permanent residence in the United Kingdom.	
Nationality.	Number.	Nationality.	Number.
English.....	12,025	English.....	1,675
Welsh.....	92	Welsh.....	25
Scottish.....	2,002	Scottish.....	313
Irish.....	583	Irish.....	138
Total.....	14,702	Total.....	2,151

## FOR THE THREE MONTHS ENDING MARCH 31, 1913.

English.....	3,280	English.....	257
Welsh.....	40	Welsh.....	9
Scottish.....	497	Scottish.....	30
Irish.....	170	Irish.....	32
Total.....	3,987	Total.....	328

4 GEORGE V., A. 1914

## STATEMENT FOR THE FISCAL YEAR ENDING MARCH 31.

EMIGRANTS from the United Kingdom, *i.e.*, Persons previously resident in the United Kingdom who left to take up permanent residence in BRITISH SOUTH AFRICA.

IMMIGRANTS to the United Kingdom, *i.e.*, Persons who arrived from BRITISH SOUTH AFRICA to take up permanent residence in the United Kingdom.

Nationality.	Number.	Nationality.	Number.
English.....	10,021	English.....	7,792
Welsh.....	288	Welsh.....	265
Scottish.....	2,257	Scottish.....	1,565
Irish.....	325	Irish.....	383
Total.....	13,091	Total.....	10,007

## FOR THE THREE MONTHS ENDING MARCH 31, 1913.

English.....	2,057	English.....	1,645
Welsh.....	58	Welsh.....	43
Scottish.....	345	Scottish.....	265
Irish.....	87	Irish.....	88
Total.....	2,547	Total.....	2,041

## STATEMENT FOR THE FISCAL YEAR ENDING MARCH 31.

EMIGRANTS from the United Kingdom, *i.e.*, Persons previously resident in the United Kingdom who left to take up permanent residence in INDIA (including CEYLON).

IMMIGRANTS to the United Kingdom, *i.e.*, Persons who arrived from INDIA (including CEYLON) to take up permanent residence in the United Kingdom.

Nationality.	Number.	Nationality.	Number.
English.....	5,373	English.....	3,906
Welsh.....	85	Welsh.....	84
Scottish.....	1,021	Scottish.....	754
Irish.....	205	Irish.....	175
Total.....	6,684	Total.....	4,919

## FOR THE THREE MONTHS ENDING MARCH 31, 1913.

English.....	1,109	English.....	797
Welsh.....	20	Welsh.....	15
Scottish.....	201	Scottish.....	188
Irish.....	38	Irish.....	42
Total.....	1,368	Total.....	1,042



SESSIONAL PAPER No. 25

STATEMENT FOR THE FISCAL YEAR ENDING MARCH 31, 1913.

EMIGRANTS from the United Kingdom, <i>i.e.</i> , Persons previously resident in the United Kingdom who left to take up permanent residence in other BRITISH COLONIES and POSSESSIONS.		IMMIGRANTS to the United Kingdom, <i>i.e.</i> , Persons who arrived from other BRITISH COLONIES and POSSESSIONS to take up permanent residence in the United Kingdom.	
Nationality.	Number.	Nationality.	Number.
English .....	4,893	English .....	3,286
Welsh .....	82	Welsh .....	68
Scottish .....	680	Scottish .....	435
Irish .....	147	Irish .....	109
Total .....	5,802	Total .....	3,898

FOR THE THREE MONTHS ENDING MARCH, 1913.

English .....	1,166	English .....	557
Welsh .....	13	Welsh .....	8
Scottish .....	127	Scottish .....	89
Irish .....	26	Irish .....	35
Total .....	1,332	Total .....	689

STATEMENT FOR THE FISCAL YEAR ENDING MARCH 31.

EMIGRANTS from the United Kingdom, <i>i.e.</i> , Persons previously resident in the United Kingdom who left to take up permanent residence in THE UNITED STATES.		IMMIGRANTS to the United Kingdom, <i>i.e.</i> , Persons who arrived from THE UNITED STATES to take up permanent residence in the UNITED KINGDOM.	
Nationality.	Number.	Nationality.	Number.
English .....	44,337	English .....	10,366
Welsh .....	1,910	Welsh .....	357
Scottish .....	16,890	Scottish .....	3,080
Irish .....	31,200	Irish .....	3,880
Total .....	94,337	Total .....	17,683

FOR THE THREE MONTHS ENDING MARCH 31, 1913.

English .....	8,156	English .....	1,263
Welsh .....	389	Welsh .....	23
Scottish .....	2,842	Scottish .....	339
Irish .....	3,112	Irish .....	463
Total .....	14,499	Total .....	2,093

4 GEORGE V., A. 1914

## STATEMENT FOR THE FISCAL YEAR ENDING MARCH 31.

EMIGRANTS from the United Kingdom, <i>i. e.</i> Persons previously resident in the United Kingdom who left to take up permanent residence in FOREIGN COUNTRIES other than the United States of America.		IMMIGRANTS to the United Kingdom, <i>i. e.</i> Persons who arrived from FOREIGN COUNTRIES other than the United States of America to take up permanent residence in the United Kingdom.	
Nationality.	Number.	Nationality.	Number.
English.....	8,101	English.....	4,999
Welsh.....	248	Welsh.....	130
Scottish.....	930	Scottish.....	727
Irish.....	303	Irish.....	112
Total.....	9,582	Total.....	5,968

## FOR THE THREE MONTHS ENDING MARCH 31, 1913.

English.....	1,936	English.....	965
Welsh.....	53	Welsh.....	16
Scottish.....	177	Scottish.....	137
Irish.....	51	Irish.....	18
Total.....	2,217	Total.....	1,136

The figures in regard to Canada for the first time include persons sailing via United States ports who have declared their intention to settle in the Dominion.

The emigration during the first three months of the year 1913 has been greatly in excess of that for the corresponding period last year, and all the indications point to a new record being made.

There has been some temporary relaxation in the efforts of some of the Australian governments to secure emigrants, official notice having been given, for instance, that the issue of assisted, nominated and contract passages to Queensland was suspended. There is an increase in the numbers who have gone to the Commonwealth during the year, but for the last three months the movement, unlike that to Canada, has been no greater than during January, February and March, 1912.

The high standard which has been reached in recent years in regard to the character of the emigration to the Dominion has been well maintained, and the acknowledged superior class, coupled with the growing number, is exciting misgivings among the public as to the effect which will be produced in this country by such an annual and probably increasing loss of its best citizens. The feeling is finding expression in the press; it is one to be noted, and the consequence of its possible growth considered.

The resignations from the emigration staff of Mr. J. McLennan, Mr. M. McIntyre and Mr. W. B. Cumming were followed by the transfer of Mr. A. F. Jury to Liverpool, and the appointment of Mr. John Cardale to Exeter, and Mr. G. Grassie Arehibald to Aberdeen, where new and more convenient offices have been taken. Since the close of the fiscal year, Mr. Thomas Hammond has been appointed to Birmingham, and the list for the present year will be as follows:—

Mr. J. Obed Smith, Assistant Superintendent of Emigration, 11-12 Charing Cross, London, S.W.

Mr. A. F. Jury, 48 Lord street, Liverpool.

Mr. L. Burnett, 16 Parliament street, York.

## SESSIONAL PAPER No. 25

Mr. Thomas Hammond, 139 Corporation street, Birmingham.  
 Mr. John Cardale, 81 Queen street, Exeter.  
 Mr. J. K. Millar, 107 Hope street, Glasgow.  
 Mr. G. G. Archibald, 26 Guild street, Aberdeen.  
 Mr. E. O'Kelly, 44 Dawson street, Dublin.  
 Mr. John Webster, 17-19 Victoria street, Belfast.  
 Mr. S. W. Pugh, 'Adrian Court,' Usk, Monmouthshire.  
 Mr. D. Treau de Coeli, 23 Place de la Gare, Antwerp.

The delegates who visited the United Kingdom and the continent during the year at the instance of your department, for the purpose of lecturing and of interviewing inquirers, included:—

Mr. W. E. Ansett, Redvers, Sask.  
 Mr. T. T. Baillie, Tisdale, Sask.  
 Mr. T. Benstead, Strathroy, Ont.  
 Mr. J. C. Buckley, Gleichen, Alta.  
 Mr. F. Brabeant, Ste. Emile, Man.  
 Mr. G. Bunting, Edberg, Alta.  
 Mr. D. C. Burk, Toronto.  
 Mr. J. Barr, N. Battleford.  
 Mr. F. Beaton, Winnipeg.  
 Mr. A. W. Brereton, Redvers, Sask.  
 Mr. P. Cuvelier, Deloraine, Man.  
 Mr. J. Christie, Carman, Man.  
 Mr. T. Clay, Saskatoon.  
 Mr. W. J. Downie, Winnipeg.  
 Major Dunsmore, Bury, Que.  
 Mr. S. Egan, Bolton, Ont.  
 Mr. S. P. Fream, Brighton, N.S.  
 Rev. H. A. Fish, Owen Sound.  
 Mr. H. Ferguson, Grandview, Alta.  
 Mr. J. S. Gillespie, Naramata, B.C.  
 Rev. F. Goodeve, Stonewall, Man.  
 Mr. E. O. Gallagher, Moosejaw.  
 Mr. G. Holtright, Carlisle, Sask.  
 Mr. F. Hallen, Binscarth, Man.  
 Mr. T. Hagan, Regina.  
 Mr. E. Jones, Minnedosa.  
 Mr. J. E. Jobson, Ituna, Sask.  
 Mr. R. A. Knight, Hargrave, Man.  
 Mr. J. Ledler, Neepawa.  
 Mr. J. G. Longstaff, Brandon.  
 Mr. E. Leatherdale, Morden, Man.  
 Mr. T. J. Lancaster, New Durham, Ont.  
 Captain Murray, Winnipeg.  
 Mr. J. F. Maedonald.  
 Mr. F. A. McEchen, Inverness, N.S.  
 Mr. J. W. Meharry, Port Perry, Ant.  
 Mr. Colin McKinnon, Nova Scotia.  
 Mr. Peter McQueen, Buchanan, Sask.  
 Mr. Wm. Mason, Bon Accord, Alta.  
 Rev. R. McDonald, Victoria, B.C.  
 Mr. G. C. Meyer, Ottawa.  
 Very Rev. J. Nicolaye, Victoria, B.C.

4 GEORGE V., A. 1914

Mr. J. Pennefather, Holland, Man.  
 Mr. A. L. Pomeroy, Sherbrooke, Que.  
 Lt.-Col. Pennefather, Winnipeg.  
 Mr. A. J. Phillips, Otterview, Alta.  
 Mr. F. S. Palmer, Battleford.  
 Mr. A. Primrose, Taber, Alta.  
 Capt. F. Robinson, Carstairs, Alta.  
 Mr. H. Reinhold, Red Deer, Alta.  
 Mr. F. Swanson, Winnipeg.  
 Rev. R. H. Steacey, Westboro, Ont.  
 Mr. J. Stevenson, Manitou, Man.  
 Mr. S. Suddaby, Burnt River, Ont.  
 Mr. S. Sveinson, Winnipeg.  
 Mr. J. G. Stevens, Manitou.  
 Mr. C. Sims, Snowflake, Man.  
 Mr. A. Tilly, Winnipeg.  
 Mr. C. H. Taylor, Calgary.  
 Mr. J. Thompson, Stockton, Man.  
 Mr. S. Taylor, Kinbrae, Sask.  
 Mr. J. van der Pant, Okotoks, Man.  
 Mr. W. Watkins, Halifax.  
 Mr. E. L. Whiting, Brockville.  
 Mr. T. Warren, Medora, Man.  
 Mrs. Dick Waaler, Ottawa.  
 Mr. W. Young, Minto, Man.

The members of the Dominions Royal Commission commenced their inquiry, meeting in London in October, 1912, and took evidence on the subject of emigration. At the request of the commission I furnished a short memorandum covering the immigration regulations in force in the Dominion, and nominated the assistant superintendent of emigration to give evidence before the commission in regard to any points on which detailed information was desired. Many persons interested in emigration work, representatives of societies and others were examined, but as the commission is now in Australia conducting its inquiries, some time will elapse before I am in a position to send you a copy of its report.

The news cablegram which is sent to me by your department every week, is given a wider circulation each succeeding year, constant additions having to be made to the list of newspapers, periodicals and trade papers, and of banks and other financial institutions, business houses, and chambers of commerce, who desire to be supplied with copies. Circulating through the most influential financial and commercial quarters and widely copied in the press, your cablegram has become the most important regular medium which exists for conveying to the public, not only in the United Kingdom but on the Continent, items of current news which are of interest here and the spreading of which is of great value, in many ways, to the Dominion. In these circumstances it is scarcely necessary for me to emphasize the importance of maintaining the reputation of this news service for the accuracy and moderation of the statements published.

I have the honour to be, Sir,

Your obedient servant,

STRATHCONA.

## No. 2.

## REPORT OF J. OBED SMITH.

11 &amp; 12 CHURCH CROSS, LONDON, S.W., April 1, 1913.

The Right Honourable

Lord Stratheona and Mount Royal.

High Commissioner for Canada.

MY LORD,—I have the honour to submit the following as my Report on the work of the Emigration Branch of the Department of the Interior, covering all the agencies in the British Isles, the agency in Antwerp, and generally the work in Europe, for the year ending March 31, 1913, and for further detail I have attached hereto individual reports to myself from the various emigration agents of this branch, covering their work for the said fiscal year.

Continuing the progressive policy of the department, I am able to state that since the last annual report was presented to your lordship we have made a further improvement in connection with the North Scotland division, by taking new and more commodious premises on the principal thoroughfare of Aberdeen, and our agent's address there is now 116, Union street, where not only the accommodation provided for the agent and his staff is less confined, but the opportunity of serving the public and Canada generally, by a more extensive display of exhibits, is afforded.

The statements made in previous reports as to the too extensive area comprised in the present agency districts has been fully substantiated by the special report of Mr. E. J. Reynolds, who was commissioned to investigate this feature (and other points) of our propaganda. I very cordially agree with his recommendation that new offices and agencies be formed with their centres at Bristol, Carlisle and Peterborough respectively, and strongly recommend that effect be given to these recommendations forthwith.

During the past year the department suffered the loss of three of their most important and experienced emigration agents, viz., Mr. Malcolm McIntyre, Mr. John McLennan and Mr. W. B. Cumming, all of whom felt that the salaries paid were not commensurate with the labour involved, and the conditions under which they were obliged to work.

The vacancies thus occurring were temporarily filled by experienced officers from the London staff, thereby, at times, seriously depleting our service, and causing great inconvenience and inevitable loss of business. During the latter portion of the year Mr. G. Grassie Archibald was appointed Canadian government agent at Aberdeen, and Mr. John Cardale to a similar position at Exeter. These gentlemen will, I am sure, easily maintain the high standard which is required of those who have to deal with the ever-varying conditions of fellow human beings, who, seeking an opportunity for bettering their conditions, have had their thoughts turned towards Canada. And it cannot be too often affirmed that those who deal with men and women have a serious and important duty to perform, not only to Canada and this department, but to the emigrants themselves, who are thereby induced to lift up the family tree from its familiar soil here, and move it to new conditions, where it is hoped and believed permanent and continuous growth and progress will ensue.

4 GEORGE V., A. 1914

Because of the vacancies above referred to, it has not been possible for our agents to visit booking agents so often as would seem desirable. There are hundreds of excellent booking agents who need little or no prompting, but a much larger number need assistance and advice for the improvement of their work in connection with emigration, and an increase in the number of officials would seem to be advisable and a necessary business proposition. A very large proportion of the booking agents are never visited at all, and, therefore, our organization is not able to take advantage of all the opportunities which arise for improvement in the work. I am glad, however, to say that as far as the inspection has been made the booking agents have conducted their business within the printed regulations, and the general purport of the policy of the department. More general than ever has been the habit of inquiring of the department before booking possibly doubtful cases.

Great care has been taken to advise all concerned regarding labour disputes in Canada, so that the artisan emigrant may know all conditions, and we have consistently refused to sanction persons going to points where there are such labour difficulties.

It is gratifying to note that as the result of special diligence on the part of the officers of the department the figures of emigration to Canada from the British Isles constitute a new record during the past year, and when it is remembered, in addition to the larger number, the very high quality required in Canada has been maintained, the general situation, although it might be improved, can be considered satisfactory, especially when the cost to Canada per British emigrant hardly exceeds three dollars per head. The number of prepaid passages increases year by year.

The policy of pronounced protection for girls and women adopted by the department continues to be appreciated, and should be continued. Many social and philanthropic organizations working amongst young girls and women in the British Isles have openly expressed their opinion in favour of Canada, and much assistance in securing very desirable people is thereby obtained.

Owing to increasing divergence in the numbers of the sexes, all restrictions on the immigration of women might be removed, except those respecting mental, physical and moral suitability.

There appears to be a general opinion in Canada that the class which may be called the agricultural population of Great Britain consists of many millions, and it will be a surprise to those unacquainted with these facts to realize that only a very small proportion of the inhabitants of the Old Land fall within that category. The figures of the census for 1911 are not yet available, but they will unquestionably show a great decline from the figures of 1901, which according to the published returns for Great Britain gave, as the grand total of farmers, graziers, farm bailiffs, shepherds and agricultural labourers combined in the year 1901, only 1,029,325, which figures show a decrease of 177,251 agricultural labourers below those of the previous decade. These remarkable figures make it quite clear that it is becoming increasingly difficult (from lack of material) to furnish Canada with large numbers of the agricultural classes, and it will be one of the many important matters to be considered by the Honourable the Minister of the Interior when he visits Great Britain for this and other purposes. The English agriculturist living on penny meals cannot save anything. Nevertheless it is clear that the farm labouring class who have gone to Canada have materially improved of late years. An additional number of farm hands could be procured if advance of passage money could be arranged.

The attractive displays which have been a recognized feature in all our agency windows can be improved by much more varied exhibits of the natural resources and products of the Dominion. It is not, in my opinion, so essential to impress upon the inquiring public that Canada can grow wheat and apples as it was some years ago, and if we are to keep pace with our competitors, who already have entered into

## SESSIONAL PAPER No. 25

other fields for exhibition purposes, this matter is of sufficient importance to warrant early consideration.

Many events of prime importance have during the last year tended to keep Canada's name well before the public, but it is without question that a well-considered publicity propaganda is yet the foundation work of the great and satisfactory economic and social results obtained by the influx of new people to Canada. Publicity means expenditure, and the amount provided for this very important branch of the work has been inadequate, especially when our competitors spend several times more than Canada on this phase of work alone. Indeed, were it not for the very important position which the Dominion occupies in the public mind, which our propaganda has helped to keep in the forefront, we could not expect the publicity which results. The appropriation for advertising should be at least doubled for the coming year, and ought to be strictly confined to that class of publicity which is read by the class of emigrant which Canada most needs. I am not insensible of the value that Canada receives in general financial and commercial ways from other widespread publicity, but I suggest that a separate appropriation be obtained, distinct altogether from the work of this branch, to provide for bringing before the reading public of the British Isles those phases of development in the Dominion which especially appeal to the capitalist, commercial and other classes, and also have a beneficial effect on emigration. Sentiment has little to do with deciding a man or woman to emigrate; it is a business matter with them, and must be handled as such.

We have continued the policy of providing articles from time to time, and specially prepared news items from week to week, all on Canada and Canada's interests, which keeps the department in close touch with a weekly list of over eight hundred papers, most of which are carrying our official advertisement for some period of the year. From lack of sufficient appropriation for this work there are several months in the year when our advertisements cannot appear at all, as I have been obliged to place all such advertising in those months where it will be most effective. It would be idle to assume that we would not get a sufficient return for the advertising if so carried on, as the emigration movement is now active every month in the year. The credit and confidence which has always been accorded to statements made by the department to the Public Press have been continued, and it is believed that reasonable and careful statements in future will receive the same commendation from the British people. The view point here is not the one the Canadian public is acquainted with, and the publicity must be British born to be effective.

With the increasing importance that Canada demands, and which is acknowledged by the British press, it follows that some scanning of newspapers is needed in order to meet any disputation or statement derogatory to the interests of the Dominion. Only on a few occasions have we had reason to object to the method or style of advertisements not issued by the department, and in no case have we failed to have the obnoxious wording changed. In connection with this and other features of the emigration propaganda we have been constantly supported by the Emigrants' Information Bureau of the Colonial Office of His Majesty's Government, whose official publications not only afford support to the Dominion in the public mind, but really give to the intending emigrant a double opportunity of ascertaining important and real facts.

In the last Annual Report I ventured to suggest that the widespread publication of the result of prosecutions against persons who had acted contrary to the interests of emigrants would be a deterrent against similar actions in the future, and I am glad to be able to report that during the past twelve months we have not been obliged to take any proceedings, but diligence is still very necessary to protect emigrants from imposition and fraud.

A new exhibition motor wagon was ordered, and is now ready for the road. This

4 GEORGE V., A. 1914

replaces the old steam car, which, after six or seven years' service, became useless. We have continued to use two exhibition motor wagons and the horse exhibition wagons in Ireland, Scotland, Wales, and several parts of England, and these travel from village to village and from town to town, distributing literature and information at first hand nearly every month of the year. I cannot conceive of a better method of conducting this missionary enterprise than by continuing to have some of our best officials in charge of this work.

During the year our offices distributed over two million pieces of literature, which included 49,000 calendars, 9,000 wall maps of Canada, and 300,000 copies of the school atlas of Canada. I venture the opinion that no money is better spent than in the widespread distribution of at least half a million copies of the atlas every year, and the department could with advantage consider the advisability of a scheme for giving prizes to school children who competed by geographical essays on Canada.

I have again to report that during the last fiscal year the class of new settler going from this side of the Atlantic to the other has been of a very high standard, and taking the figures of the British Government Board of Trade, it seems quite clear that the movement of British people in the old land has been diverted from points outside the empire to His Majesty's dominions overseas. These figures show that over 80 per cent of those leaving the old land in 1912 remained under the flag, as against only 33 per cent ten years ago.

During the year just closed there were 337 sailings of steamships from the British Isles and 41 sailings from the Continent, carrying passengers to Canada, and I have reason to hope from present indications that the sailings last year will be merged in a new record during 1913. Two new ships for Canadian service were launched on the Clyde on one day last month.

It has been my duty, aided by some of our inspectors with many years' experience, to visit the various agencies of the department from time to time, and opportunity has been taken to suggest and mark out improvements in the work, which the agents, loyal to the department and the welfare of the emigrant, have so gladly carried out. It is with exceptional pleasure that I desire to place on record the marked ability, energy and care which the various agents have brought to their arduous duties during the past year.

The official files of the London office were increased during the year by 104,531 attachments, and there were sent out by post from this office alone during the same period no less than 135,541 parcels of literature.

As in previous years, the department continued the policy of sending experienced practical delegates to this side of the Atlantic, and nothing can exceed the value of an intelligent, detailed narrative given by a practical farmer himself to persons who have partly made up their minds to go to Canada. This is the copestone in many cases of work that has been undertaken months or years before by a booking agent, the department's officials, or both, waiting only for such detailed and practical advice of a man fresh from the fields of Canada. This practice cannot be too highly commended and should be continued.

Special appreciative mention is made of the thousands who take advantage of Christmas excursions to visit the Old Land, and who, whether they would or not, are forced by their relations' and friends' importunity to become emigration agents for the land of their adoption. One possible danger in this connection, now that the emigration movement goes on twelve months in the year, is that a number of them book their return passage on boats which we would desire to be reserved for new people.

During the year the officers of the department have given, wholly at the expense of the department, no less than 650 public lectures on Canada (including 24 to women), with unqualified success, and the propaganda has been aided by a large



## SESSIONAL PAPER No. 25

number of similar lectures given by the various transportation companies at their own expense. The policy of giving these lectures exclusively as government statements has created in one or two cases some diffidence on the part of booking agents who could help to secure a suitable audience; but, on the whole, the new arrangement has worked well, and I do not suggest a change, unless all interests concerned desired it. The giving of these lectures entirely at the expense of the department, as arranged and approved by the department, has loaded our expense account with large sums that under the previous arrangements had been paid by the booking agents. In order to accomplish the essential work formerly done by these agents concerning lectures, the department must provide more officials to make arrangements on the spot from time to time.

Fifty-six sets of lantern slides have been in frequent use during the year, and should now be replaced by new ones.

The beneficial results of opening an office in Wales during the past year, under Mr. S. W. Pugh as special representative, afford conclusive proof of the necessity in that particular instance; the advantages derived therefrom quite equal expectations and have amply justified the additional expenditure; indeed, it is quite possible that at an early date recommendations for a considerable extension regarding that particular work will be in order.

The headquarters staff in London, besides controlling the whole emigration propaganda, have the particular care of the largest district agency in the British Isles, comprising in population nearly one fourth of all the people. I cannot further emphasize my recommendations regarding the grave need of more and better office accommodation and additional officials. The situation has only to be seen by your lordship to disclose the gravity of the conditions under which we are obliged to transact Government business; yet, notwithstanding the inconvenience, late hours and the lack of accommodation in which to receive public and private inquirers, we have the satisfaction of having closed another year without serious complaints, and the figures as to quality and quantity of emigrants have reached a new record. This is indeed gratifying to the staff that has so willingly and efficiently performed their multifarious duties.

There has been no change in the regulations with respect to the admission of persons financially aided from public funds or by charitable institutions. While the needs and desires of such emigrants themselves have been given the fullest consideration, we have not lost sight of the intention of the Act,—that only those should be admitted who will prove a desirable acquisition, and, by succeeding in Canada, be able to earn for themselves and their families a good living. We have had 1,267 sets of case papers presented during the past fiscal year for approval, as charity aided emigrants. These applications included 1,949 adults and 1,200 children under twelve, and of the total cases presented I gave the necessary official consent, under the statute, in 1,008 cases, the balance of the 1,267 cases being rejected, withdrawn, or not completed at the date of this report.

During the past year our district agents, in addition to their other many duties, have attended to the inspection of out-going steamers from London, Liverpool, Glasgow, Belfast, Londonderry, Southampton, Bristol, Plymouth and Antwerp, and statements of such inspections have been, from time to time, forwarded to your lordship and also to the department.

As there is an indication of greatly increased activity in connection with Continental emigration, (particularly since the Canadian Pacific railway have commenced their new steamship service between Trieste and Canada, and have stimulated German and other lines to similar activity), it is advisable that the Canadian government should be known to be exercising some control over the movement on

4 GEORGE V., A. 1914

the Continent, if only to the extent of confining the bonus, (already extended to include Swiss-Germans) and official recognition to specific booking agents.

I am able to report that the same strict care has been used in advising and selecting emigrants for Canada, and this has resulted in reducing the number of undesirables to a very small percentage. Quality rather than quantity is still the motto of the officials of this department, and will continue to be so until otherwise ordered. At the same time, a fair and reasonable interpretation of the admitting regulations has been applied from time to time, and I trust with the approval of your lordship, and the department, as indicated by the general results of the past twelve months.

The correlative subjects of deportation and rejection require a very large amount of attention and care on the part of the officers of the department,—particularly those at ocean ports—and while there is no legal obligation on the Canadian Government to care for or assist those who are returned to this side of the Atlantic, we have not refused to give special consideration to these classes, who are obviously more or less unfortunate, and we have assisted them to reach their friends, or institutions in which they may be provided with subsistence and care.

I desire to place on record the cordial thanks of myself and staff for the great good-will and energy shown by the various transportation companies, in complying not only with the printed regulations but with the spirit in which the department desires the same to be enforced. Altogether apart from the obligation laid upon transportation companies by the Immigration Act, of returning deported and rejected persons to the place whence they came, free of cost to the Canadian Government, there has been a most commendable desire evinced by such transportation companies to assist in eliminating those whom they or their agents deemed unsuitable for Canada. This has meant a tremendous increase in the number of such applications by such transportation companies, and booking agents for special consideration by us of persons who seemed to them more or less doubtful immigrants, and they have very willingly acted upon our suggestions that certain persons would not be acceptable to the immigration officials on the other side of the Atlantic. The records of our offices will show a very large increase in the number of these special applications during the past twelve months, and furnish additional proof that emigration officials must bring the highest possible intelligence, good judgment and years of experience to this most interesting phase of public service to our Dominion.

Again I have to record with gratitude the friendly assistance and co-operation so freely given, when needed, by the British Government's emigrants' information office, the Local Government Board, the Board of Trade and other Imperial departments, in that great pains are taken to provide most complete and accurate information regarding the Dominion to all inquirers, which forms substantial support to our propaganda. In conjunction with other phases of migration in and out of the British Isles, we have been able to assist the Imperial government in controlling the deportation of alien transmigrants, who, having been returned from Canada to the Old Land, have then only reached the first step on their journey to their home on the continent or elsewhere.

During the past fiscal year 35,629 persons called at Charing Cross office, London, with a view to possible emigration to Canada. In so far as the curtailed office space would permit this army of inquirers has been given information privately, as they have a right to expect, and have been furnished with a supply of literature, but it must be noted that the care and attention and the importance that this particular branch of the work demands is impossible under present office conditions. The location of this office becomes more central and more valuable each year; quite recently the police authorities reported that the number of vehicles passing Charing Cross in twenty-four hours was over 57,000.

It is quite conceivable that a million persons have stopped and inspected the Canadian exhibits in these windows during the past year, and while the numbers in our

## SESSIONAL PAPER No. 25

district agencies are, of course, less, a determined effort has been made by each agent in charge to render the Provincial office exhibits as attractive as possible. We are confronted, nevertheless, with the difficulty of making an attractive display and a continuous change, when the material placed at our disposal consists only of grain and fruit. It is quite clear that Canada has established her reputation regarding these two commodities, and it would be well, in my opinion, to very largely extend the quantity and diversity of exhibits.

During the year we received 397 boxes of grain in the straw, grasses and threshed grains, also an abundant supply of apples and some fresh peaches from Ontario, which we have used to the best advantage, not only in office windows but in shows and fairs, so far as the supplies would permit. During the year Canada has been represented at 104 one-day shows, 25 two-day shows, 13 exhibitions or large shows, and our folding show cases of exhibits have been used in the London district agency at 205 points. I trust arrangements can be made whereby a supply of apples can be furnished for exhibition here at a time of the year when similar fruit is not available from other parts of the empire. To exhibit apples in our windows when they can be purchased at any shop in London or the provinces is not so effective as being able to show them in prime condition when a commercial supply is not available.

We have found an increasing demand for literature issued by the governments of the various provinces, and our distribution has only been limited by the amount sent by these governments from time to time. The special provincial pamphlets issued by our own department are excellent, and can always be readily distributed to the best advantage. When an emigrant has, by virtue of the general literature of our department or otherwise, decided to go somewhere in Canada, the next step is to decide to which province he will go, and if we are able to furnish him with something specially prepared on that part of the Dominion, the department is doing him good and proper service.

Apart altogether from official co-operation, which is so highly desirable and essential, I have much pleasure in recording a continuance of the most cordial relationship between the official agents of the various provinces of Canada in the British Isles and this department. The consequent interchange of work and ideas has undoubtedly worked to the general welfare of Canada, and, I venture to say, with particular advantage to such provinces.

I have to recall my recommendations in previous annual reports, that notwithstanding the very excellent work done by our agency in Belgium, there should be a separate agency established for Holland. I would also again urge consideration of my previous reports concerning an agency for emigration work in Scandinavia, which I feel would be effective in providing a wider field from which to draw a very desirable class of people.

At a sitting of the Dominions Royal Commission, appointed to 'inquire into the natural resources and improvement of trade of the Empire,' I had an opportunity of presenting to the commission the general policy laid down by the Honourable the Minister of the Interior, the regulations made by the department thereunder, and a somewhat detailed statement as to the propaganda of the department.

Permit me to offer to your lordship my very sincere personal thanks for the readiness which you have always exhibited to come to my rescue when difficult questions, affecting the work of this department, arose from time to time. I am sure it is unnecessary to apologize to your lordship for so occupying your valuable time, because the department is well aware that your lordship is very willing to be used for the purpose of creating business, and securing greater good for the Dominion of Canada.

The efficiency of this branch has suffered a severe loss in the resignation of Mr. C. F. Just, who took such able charge of the many counties in our London district,

4 GEORGE V., A. 1914

and I am sure your lordship will note with pleasure that the Canadian government have appreciated his valuable services by promoting him to a more important and more remunerative public position.

The staff desire to join with me in expressing through your lordship their continued loyalty to the Government of Canada, and the administrative details in the British Isles with which they are charged.

I have the honour to be, My Lord,  
Your Lordship's obedient servant,

J. O. SMITH,  
*Assistant Superintendent of Emigration.*

### REPORT OF A. F. JURY.

48, LORD STREET, LIVERPOOL, April 1, 1913.

The Assistant Superintendent  
of Emigration for Canada.  
London.

SIR,—My personal work during the official year, just closed, has consisted as usual of lecturing, attending agricultural shows, visiting local steamship agents, and intending emigrants and others on official business connected with the department. The business in the office in connection with correspondence, answering callers, receiving and despatching literature and exhibits from the warehouse, has kept us busy, the latter part of the work exceptionally so.

The services of seven farmer delegates have been placed at my disposal during the winter, and each one has been fully occupied in giving interviews at the offices of steamship agents and others.

The number of communications received at this office by mail was 14,463, and those sent out amounted to 13,594. The number of callers at this office for information in regard to emigration and other subjects was about 7,000.

The slides have been in fair demand by schoolmasters and others, but, in my opinion, it is absolutely necessary to have new and more attractive slides prepared, with lists and notes to accompany them. The latter have been missing this season, and this has handicapped borrowers using the slides.

During the last year bonus claims have been received at this office on 3,369 souls.

The inspection of children sent out to Canada from this port by charitable societies, has been carried out in the usual manner. The total number of parties inspected was 37, comprising 1,519 children.

The work of meeting deports during the past year has occupied a considerable amount of time, and entailed a large amount of work. During the year 113 ships have been met, and 500 deports have been handled, 78 of whom emigrated from this district.

Your obedient servant,  
A. F. JURY,  
*Canadian Government Emigration Agent.*

SESSIONAL PAPER No. 25

## No. 4.

## REPORT OF BIRMINGHAM AGENCY.

139 CORPORATION STREET,  
BIRMINGHAM, March 31, 1913.J. OBED SMITH, Esq.,  
Assistant Superintendent of Emigration,  
London.

SIR,—I have the honour to submit report of the work of this agency for the year ending March 31, 1913.

Owing to Mr. Malcolm McIntyre's resignation from the service, I have been acting agent in Birmingham since September 1 last. At the beginning of this year Mr. James K. Millar was the agent in charge here.

I am pleased to report that this agency continues to show a large emigration to Canada. I was afraid in the face of the figures shown last year that it would be difficult on this occasion to show an increase, but I find for the year now ended that bonus claims on 2,460 people have been forwarded to head office, being an increase of 191 over the previous year. I think this is very good considering the energetic campaign worked in England during the past year on behalf of the governments of Australia and New Zealand. The shipping agents inform me that the demand for passages to Australia this year has not been nearly so great as last year, and remark that those who have been making inquiries belong to the assisted and nominated class. It is worthy of note that the all-round class of emigrant to Canada this year has been above the average.

During the past year the following shows were attended in this district:—

*Two-day and three-day shows—*

Northamptonshire,  
Herefordshire and Worcestershire,  
Leicestershire,  
Shropshire and West Midland,  
Peterborough,  
Staffordshire,  
Derbyshire,  
Warwickshire.

*One-day shows (with tent)—*

Newport and District,  
Whitchurch,  
Uttoxeter,  
Ashby-de-la-Zouch,  
Oswestry,  
Leek,  
Ashbourne.

Our exhibit at these shows aroused considerable interest and resulted in an unusually large number of inquiries.

Since the expiration of the last fiscal year, 100,267 pamphlets, &c., have been distributed from this office, that is to say placed in the hands of shipping agents, used

4 GEORGE V., A. 1914

at lectures, distributed at the various shows, given out at this office and despatched through the mail.

From September to the end of this month 88 lectures were arranged for Mr. Andrew O'Kelly in this district, and in addition Mrs. Niblett delivered 10, the results of which proved satisfactory. Mr. O'Kelly's lectures have been principally given in the outlying villages, and inspired much interest in all quarters. Miss Woolmer also gave eight talks in various clergymen's parish rooms to women members of different Bible societies.

In the last three months I have had the assistance of several farmer delegates, who were kept busily employed attending offices of the various shipping agents, and visiting the homes of those inquirers who had large families and means, and there is no doubt that very good work has been done in this direction—already several requests have been received from shipping agents for delegates to visit them next season.

I know also of considerable sums of money invested in securities, land, &c., in Canada, by people in this district during the past year, and well-known financial men in this city have inquired at the agency concerning investments.

The number of communications received through the mail were 11,995, as against 10,028 last year; the number of letters sent out was 6,966, last year 6,700; the number of callers was 7,177, last year 6,876. These figures show an increase in every case against those of last year, which I trust you will consider satisfactory.

Your obedient servant,

DAWSON CAMPBELL,

*For the Canadian Government Emigration Agent.*

No. 5. •

REPORT OF JOHN CARDALE.

51 QUEEN STREET,

EXETER, March 31, 1913.

J. OBED SMITH,

Assistant Superintendent of Emigration,  
London.

SIR,—I beg to report upon the work of this office during the past twelve months.

As I have only been in charge since the 27th instant, I can only deal with the records of the office as submitted to me, but I have already seen enough to gather that there is this year an enthusiastic interest in Canadian matters in the west of England, and a strong movement towards the Dominion.

Mr. Jury, transferred to the Liverpool office, left Exeter on July 29, and the office of acting agent has since been filled by members of the London staff.

During the summer thirteen agricultural shows were attended. At these the stand displayed Canadian produce very effectively, and much interest was manifested in the Canadian exhibit. The following were the principal fixtures, and each was largely attended by a good type of agriculturists:—

Devon County,  
Bath and West of England,  
Wiltshire County,  
Royal Cornwall.

## SESSIONAL PAPER No. 25

A large number of one-day shows were also attended, and at a good many minor fairs, &c., where it did not seem advisable to go to the expense of preparing the stand, literature was distributed. During the winter 78 lectures were given by the government agents, in addition to a large number by the farmer delegates. There seemed to be more than usual interest shown in these lectures, the attendance being almost invariably large, and the audiences of the right kind. Their value is shown by the large number of personal interviews and the amount of correspondence which has arisen directly from them. The district has been well supplied this season with farmer delegates of an excellent type. These gentlemen have, undoubtedly, rendered very valuable service.

The sailings of the Royal Line steamers from Bristol have been regularly inspected from this office. The accommodation maintains its high standard, and the class of passengers carried from this west of England port is of the very best quality.

An important change has been made in the area of the district during the year. Whereas formerly it contained twelve counties, it is now reduced to seven. It is, therefore, a matter of no small satisfaction to be able to report that the number of inquiries and interviews from the smaller area shows practically no diminution, and the correspondence reaches just about the same figures as before.

There has been an unusually large demand for the loan of sets of lantern slides by competent speakers interested in Canada, men holding public positions, clergymen, &c. There has been ready compliance with such requests, and the usefulness of these opportunities is established. Many appreciative letters have been received in this connection.

The supply of produce for exhibition in this office during the past season has been excellent, and the effective displays have drawn much favourable comment. It is probable that as a result of all the efforts put forth in the reduced district, the total of emigration from the seven counties will be almost equal to that in the twelve counties of last year. The west of England population is not surpassed anywhere in the qualities necessary to achieve success in the Dominion. They are a fine sturdy type of agricultural people, eminently fitted to embrace the opportunities which Canada provides. The press generally in this district has shown a friendly attitude to our propaganda, and many favourable notices have followed upon the lectures given during the season.

The number of bonus applications forwarded to Head Office is 3,724, an increase of about 16 per cent over last year. Letters received numbered 6,391; letters sent out, 8,453; and callers interviewed, 2,408.

Your obedient servant,

JOHN CARDALE,  
*Canadian Government Emigration Agent.*

## No. 6.

## REPORT OF L. BURNETT.

16 PARLIAMENT STREET, YORK, March 31, 1913.

J. Obed Smith, Esq.,  
Assistant Superintendent of Emigration,  
London.

SIR.—In submitting my report for the year ending March 31, 1913, I beg to say that the inquiries regarding Canada have been much more numerous during the last few months than ever before, especially from agriculturalists and domestic servants,

+ GEORGÉ V., A. 1914

who now realize that the opportunities in Canada are far greater than they may ever expect in this country.

As in previous years, lectures have been given in different parts of the district, chiefly in agricultural centres, and these have been very well attended. Farmer delegates have visited the principal places, and they have been fairly successful in their efforts to get good settlers. There has been a good number of settlers from Canada visiting this country during the winter months, and they have proved to be the best possible advertisement for Canada, as the accounts they have given have induced many others to emigrate.

Pamphlets, newspapers, and general literature has been freely distributed—wall maps and the atlas of the Dominion, have been sent to many schools, and these have brought numerous inquiries from parents, with satisfactory results to the department. Bonus claims are more numerous than in previous years, which proves that the right class of people are going from this district and there is not the slightest doubt that thousands of good agriculturalists would only be too glad to go to Canada, if they could obtain the necessary money to do so.

The motor car and wagon carrying the different agricultural products of the Dominion and a stock of literature, have visited the principal parts of this district. All the principal agricultural shows have been attended where products have been exhibited and literature distributed—the result of this work cannot be estimated, but there is no doubt from the inquiries received from the different places, that the effect has been good.

Your obedient servant,

L. BURNETT,

*Canadian Government Emigration Agent.*

### No. 7.

#### REPORT OF SIDNEY W. PUGH.

'ADRIAN COURT,' USK, MONMOUTHSHIRE, April 1, 1913.

The Assistant Superintendent of Emigration.  
London.

SIR.—I herewith have the pleasure of submitting my report for the fiscal year ending March 31, 1913.

My appointment was not made until some time after the close of the previous fiscal year, yet the official figures on Welsh emigration to Canada show a steady increase in the figures for the last seven months of the year 1912 over those of the corresponding months of 1911, the aggregate increase for 1912 over 1911 being about 12 per cent. The figures for January, February and March, 1913, will show a higher percentage still. From January, 1913, to the middle of February the reports from the shipping agents show that 574 emigrants were booked from Wales alone. The number of bonus claims received from January to the present date is 437. These figures indicate that the establishment of an office in Wales has met with success.

During the past year the department's propaganda all over Wales, as elsewhere in the Mother Country, was subject to very keen competition from Australia and New Zealand, which countries advertised extensively and still continue to do so; for this reason I venture to offer a few suggestions regarding the propaganda in Wales.



## SESSIONAL PAPER No. 25

After taking office I found that one of the first needs was to visit the shipping agents on whom the department must to a certain extent rely for the returns. Consequently arrangements were made to visit as many as possible during the summer months. It was found that many took no interest in the work, and had not received government literature. Steps were taken to remedy the defects as far as possible, and to-day every agent in Wales has received a supply of government literature and is in touch with this office.

Wales is peculiar in its geographical and topographical situation. Train service is very poor, especially in the rural districts, and to cover the ground by any other means of locomotion than a motor car is to cover less than one-third the territory in the same time. I have travelled by road over 11,000 miles during the year.

In arousing the shipping agents' interest no effort was lost in endeavouring to secure the co-operation of the leading men of the principality and the goodwill of the press. The press has greatly assisted, and not a few papers have given lengthy and excellent reports of the official lectures on Canada. Frequent insertions of Canadian news and government advertisements in the local papers are of first importance in conducting an effective propaganda.

I find also that in many cases a personal interview is necessary before a prospective emigrant makes a final decision, and as a result a very large number of people have been seen in this way. Farmers also have to be interviewed in their homes before they decide to emigrate, as they live too far away from the towns where they may have information first hand. This necessitates much travelling, and that to points which cannot be reached by railways. Eighty-four official lectures on Canada have been delivered by Mr. William Griffith and myself between November 11, 1912, and March 31, 1913. Audiences were large, and the interest taken in the same is our criterion that much useful work has been accomplished. As many as seven or eight emigrants have booked their passage to Canada as the result of a single lecture, and the after discussion has been the means of fostering a desire to know more about Canada, and to read the government literature which is carefully distributed at each lecture. Everything in connection with these lectures should be worthy of the department and the Dominion, and the slides used should be the very best obtainable.

A false impression may be created unless the illustrations are first-class in every detail. The same excellence in details is essential regarding the exhibits at the agricultural shows, &c. Correspondence has increased week by week at a rapid rate. From June 25, 1912, to March 31, 1913, 5,653 letters have been received and 6,653 letters and about 550 parcels of literature have been despatched. During the month of July, which is the first whole month, only 291 letters were sent out, but from that month onward the increase has been steady, and in February of this year a record number of 1,348 letters were mailed. It is needless to say that the present staff will be quite inadequate to deal with the work in the future. In addition to this increase in the number of letters and inquiries, there is another important factor which must not be overlooked, and that is, that there are many people writing for information but do not emigrate after their first inquiry has been dealt with, and never write again although they have shown an inclination to emigrate. There is, therefore, a splendid field for useful work in keeping such people posted with the latest information concerning Canada, which may interest them, and which may prove to be the deciding factor in inducing them to go to Canada. Under the existing conditions the staff at my disposal is more than fully occupied in coping with the increasing demands already referred to, so that it is quite impossible to attempt any other work than keeping abreast of the current correspondence. We cannot follow up these inquiries as we would like from lack of clerical and office accommodation.

In addition to the valuable services rendered by the regular officials of the department in Wales, I am glad to report that the two special delegates from Canada who visited the district at the suggestion of the department rendered valuable assistance.

4 GEORGE V., A. 1914

Much more weight is attached by Welshmen to the words of a man of their own kith and kin than to those of a stranger to their language and life. Consequently ability to speak and write the Welsh language are essential factors in making the work which has been commenced a permanent success.

I have reason to believe that the returns for the year which we are just entering will be higher than any of the past. There is still a very evident tendency of the agricultural population to move to industrial centres, and our propaganda ought to follow them. In regard to emigration work two objects should be aimed at: first, to induce those who are giving up agricultural pursuits to emigrate to Canada rather than to migrate to the already congested areas for work or trade; second, to persuade those who are now in industrial centres, but who were brought up on the land, to their original calling in the great areas of Canada.

Being in such close touch at all times with your office leaves me little to say in conclusion, except to express for myself and the staff our continued loyalty and respect to the department and the Minister who so ably presides over its policy.

I have the pleasure to remain,

Your obedient servant,

SIDNEY W. PUGH,

*Canadian Government Agent.*

### No. 8.

#### REPORT OF JAMES K. MILLAR.

107, HOPE STREET, GLASGOW, March 31, 1913.

The Assistant Superintendent of Emigration,  
London.

SIR.—I have the honour to submit the annual report of this office for the year ending March 31, 1913.

My connection with this branch only dates from August 1, 1912, when I was transferred from Birmingham to Glasgow as acting agent, which was made permanent in October last.

During the last year there has been a large emigration to Canada from Scotland, and of a very good class. A fair estimate of the class of emigrant Canada is getting from Scotland can be taken from the fact that during the emigration months the accommodation on the steamers first taken up, is the second cabin, which goes to show that the emigrant is of a good type financially.

During the year 36,194 emigrants of British nationality sailed from Glasgow for Canada, and owing to the rapid development of the Dominion, a large number were booked to the various cities and towns where plenty of work could be got at high wages. An important factor in emigration to Canada from this country, is the forming of Imperial Reunion Associations in the various cities of the Dominion. These associations of business men are doing a splendid work in assisting the families of deserving artisans who are already in Canada to join the bread-winner, thereby uniting the family long before the husband could reasonably be expected to save sufficient money to pay for the passages of his wife and family.

Owing to the large emigration from this district in recent years of the class Canada desires most, viz., farmers, farm hands and domestic servants it is very grati-

## SESSIONAL PAPER No. 25

fyng to me to report that during the year 3,848 bonus claims, covering 4,649 persons, were forwarded to Ottawa. This number shows a small decrease from last year. As the class from which these people are drawn is limited in numbers, it cannot be expected that the records of previous years can be maintained. Many desirable farm hands in this district would like very much to go to Canada, but as they are married men with families, they have not the necessary money to pay their passages, and I find that the average farm hand has a great objection to leaving his family behind, even if he could pay his own fare. Farm help in Scotland is becoming a serious matter in some parts, many farmers having difficulty in obtaining the necessary help, owing, as they say, to Canada taking the best of them and as a consequence, at the recent hiring fairs, the wages of farm hands and domestics have had to be increased. Instead of the servant having difficulty in obtaining a situation, it is now the farmer who has difficulties in getting a good servant.

Fifty-six lectures were given in this district, and in this work I was very ably assisted by Mr. A. Primrose, farmer delegate from Taber, Alberta. Mrs. Niblett, the government lady lecturer also gave seven lectures in my district, at which much interest was manifested by the large audiences composed wholly of women. In connection with my lecture work, I have as far as possible kept away from the large towns, and confined my efforts to the rural districts, and in every instance have had large interested audiences of the very class Canada so much desires, and already the bookings from these places show the success of this work.

During the winter months I have had the services of a number of delegates from Canada, and I am very pleased to report that their services were very much appreciated by the booking agents at whose offices they gave interviews, and I had many requests for return visits. The under-mentioned delegates worked in this district the whole length of their engagement:—

Mr. T. J. Lancaster, New Durham, Ontario.

Mr. A. Primrose, Taber, Alberta.

Mr. J. K. Thomson, Stockton, Manitoba.

Major Dunsmore, Bury, Quebec.

Mr. A. L. Pomeroy, Compton, Quebec, also assisted me for one month and other delegates for shorter periods. The unanimous opinion of the agents was that the above-named delegates were the best men who had ever been in this district.

During the year just ended, ninety-two steamers have sailed for Canadian ports, and have been inspected prior to sailing. The accommodation provided in all the steamers for third-class passengers is all that can be desired, and shows the steamship companies are doing their share in attracting people to settle in Canada.

The meeting and disposing of deports entails a great amount of work on the staff of this office, and during the year forty-five steamers were met on arrival, and ninety-one deports handled, of which number seventy-four belonged to this district, whilst two died before reaching Glasgow.

The correspondence received by this office has been large, 11,443 letters being received and 8,444 letters being sent out; callers at the office, asking for information, numbered 8,182. Following the custom of previous years, a large number of wall maps have been sent to schools, and the Atlas distributed to school children. I have also had many applications for the loan of lantern slides from parties who were giving lectures on Canada, and in all cases I was able to meet their requests.

At the Highland Society's Agricultural Show, which was held this year at Cupar-Fife, we had a very tastefully decorated stand, which was a great attraction to visitors, and a great deal of literature was distributed. We also had our stand at the Ayrshire Show, and at the Glasgow Agricultural Show at Scotstoun. At the one-day shows at Dalbeattie, Biggar and Thornhill, Canada was also represented, and I had a good display of the various grains and grasses produced by the Dominion, which was very

4 GEORGE V., A. 1914

much admired by the large numbers who called to inspect our exhibit. At these shows many inquiries were made about conditions in Canada, and large quantities of literature were taken away by the visitors, to be read by them later on.

A Canadian democrat wagon, fitted out with bottles of Canadian grains, was assigned to this district last autumn, and travelled for a month in charge of my assistant, Mr. John Hay, throughout the southwest part of Scotland. Its appearance attracted a great deal of attention wherever it went, and a large quantity of literature was distributed.

Glasgow being a great centre for visitors, and our office being in a very good position, large numbers of people call or write for interviews. That and the office routine takes up a large part of my time, and in consequence I have not been able to visit as many of the country booking agents as I would have liked. Visiting agents is a very necessary part of the work, as many have very hazy ideas of Canada and its resources, unfortunately, and require stimulating.

The outlook at present for another successful emigration year is very bright. All the accommodation on the steamers sailing from Glasgow up to and including May 10 is already booked.

I have to thank you for the kind consideration which you have invariably shown me in any request I have had to make to you, and for your ready advice in any difficulty.

Your obedient servant,

JAMES K. MILLAR,

*Canadian Government Emigration Agent.*

### No. 9.

#### REPORT OF G. G. ARCHIBALD.

ABERDEEN, March 31, 1913.

The Assistant Superintendent of Emigration,  
London.

SIR,—I have the honour to submit the annual report for the Aberdeen district for the year ending March 31, 1913.

During the year this district has been under the charge of three representatives. Mr. W. B. Cumming was agent until August 9, 1912. He was followed by Mr. Frederick Campbell, who acted as agent until February 8, 1913. My own presence in the district dates from January 19, 1913. This report will, therefore, in a large measure have reference to the work of my predecessors.

The usual work of the agency was carried on during the year. From the records I find that Mr. Cumming visited a great many of the booking agents. He attended such of the summer shows as his necessary attention to the correspondence and other duties of the office would permit, until his departure on August 9. After Mr. Cumming's departure, the shows were either attended by Mr. McKerraeher or Mr. Murray. During the summer show season, foul weather militated against the attendance, but nevertheless great enthusiasm was manifest.

The lecture season began in October and ended in March. During this period 103 lectures were given in this district; 32 by Mr. Campbell, 47 by Mr. McKerraeher, 8 by Mrs. Niblett, 7 by Mr. Murray, and 9 by myself. In most cases the lectures were followed up by interviews with prospective emigrants. This practice proved

## SESSIONAL PAPER No. 25

most effective. I would respectfully suggest that the advertising phase of the lecture situation has not worked out with entire satisfaction during the present season. Hitherto the lithographed posters have been sent to the district agencies without the details of each particular lecture. These details were printed locally. The method was probably expensive, but this year the practice of having everything printed in London was inefficient, since on one occasion the printed bills only arrived in Aberdeen on the day of the lecture, and on a number of other occasions only one or two days intervened for advertising. Such a difficulty could scarcely arise if the printing were done locally. Regarding the newspaper advertising, while it has doubtless proved advisable to arrange prices, &c., from the London office, it would seem to be equally advisable that the control of the advertising should be in the hands of the district agent. Otherwise, the newspapers containing the advertisements could not be examined until after all possibility of effectually remedying an error was gone. The chief trouble experienced during the present season has been with the poor placing of the advertising in the newspapers, and the consequent lack of efficiency. By all means, the most efficient means of advertising in this district has been the placing of posters personally supervised by Mr. Murray of this agency.

A number of farmer delegates have worked in this district, and with one exception, their work has been very successful. In three cases these delegates were natives of Scotland, who have been in Canada 27, 29, and 42 years respectively. They had returned in a prosperous condition, and were prepared to tell what they and many others had been able to accomplish in Canada. Besides these authorized farmer delegates, great help has on numerous occasions been offered voluntarily by returned Scotchmen who were spending a short season with friends and relatives. When a bright young man or woman returns home from Canada with the marks of success those who have not yet decided about emigration have placed before them a concrete fact that convinces much more surely than lectures or pamphlets.

The offices at present occupied have served their day, and there is no difference of opinion expressed by the citizens of Aberdeen as to the wisdom of the department in moving to Union street, and especially to the splendid location which has been chosen. In all probability the change can be made by the middle of April.

Short though my stay has been in this district, it has been long enough to form a very high estimate of the worth of the staff. The knowledge, enthusiasm, and tact of Mr. Hugh McKerracher are proverbial in the north of Scotland, and surely this report would be incomplete if no record was given of the painstaking, earnest work of Mr. James Murray, and the faithful and unsparring efforts of the office secretary, Miss Irvine.

During the year ending March 31, 1913, 3,773 bonus claims have been received and forwarded to Ottawa. The number of letters received was 8,719, and the number despatched 8,650. The Atlas to the number of 1,613 were distributed, as well as much larger quantities of other literature. Within the same period, 4,290 callers were interviewed at the office.

Your obedient servant,

G. GRASSIE ARCHIBALD,  
*Canadian Government Emigration Agent.*

## No. 10.

## REPORT OF JOHN WEBSTER.

17 AND 19 VICTORIA STREET,  
BELFAST, March 31, 1913.

The Assistant Superintendent of Emigration,  
London.

SIR,—I beg to submit my report for the fiscal year ending March 31, 1913.

The past season has, for this agency, been the busiest, and I consider, as far as results are concerned, the most satisfactory since I took charge some five and a half years ago. Correspondence and callers at office demand a considerable amount of time and attention. The work in this connection is of course most important. During the summer I exhibit Canadian products at agricultural shows, visit steamship agents in their offices and direct the itinerary of travelling wagon. In the winter I look after delegates under my direction, and also arrange for and deliver many illustrated lectures on Canada.

The letters received during the year were 3,979, the letters despatched, 6,058, and the callers at my office numbered 5,514. During the season we placed 275 large maps of the Dominion, principally in schools, and in addition, 2,050 copies of the school atlas were distributed amongst the scholars. The map and Atlas are usually most acceptable to and gratefully acknowledged by the teachers. It is a great matter to keep the rising generation posted regarding opportunities for them in Canada.

Farmer delegates McMaster, Downie, Hagan, Meharry, Bunting, Brereton, Gillespie and Pennefather were placed under my direction. The first three were with me for over two months each, the other delegates only remaining for short intervals. I believe their efforts have accomplished much good.

The wagon, with exhibits, was kept on the road during the open season, and travelled in the counties of Antrim, Armagh, Cavan, Derry, Donegal, Fermanagh, Leitrim, Louth, Monaghan and Tyrone, visiting markets and fairs and other places where farmers and farm hands congregate. A wide and extensive distribution of literature was thus made and Mr. George Robinson, in charge of the wagon, had a fine opportunity of discussing matters with those seeking information. He started the wagon on April 12, and concluded for the season on October 31.

The following is a list of agricultural shows where we made exhibit of Canadian products:—

- Belfast Royal agricultural show, May 29, 30 and 31.
- Dungannon agricultural show, June 3.
- Portadown agricultural show, June 6.
- Antrim agricultural show, June 12.
- Ballymena agricultural show, June 19.
- Newtownards agricultural show, June 20.
- Londonderry agricultural show, June 25 and 26.
- Ballymoney agricultural show, July 16.
- Cookstown agricultural show, August 22.
- Lurgan agricultural show, September 11.

## SESSIONAL PAPER No. 25

At Belfast show we made an elaborate exhibit, using a special stand which I have had constructed: at the other shows we utilized a small portable tent and stand, which we carried. Our exhibits attracted a great deal of attention.

In addition to material furnished for exhibition purposes, it would be of great advantage to me if the department would let me have good samples of flax in the straw, as in the north of Ireland same as examined with greater interest than any other product. It is most important that the straw be as long as possible, as here they judge it by length of fibre and not for the seed. I cannot emphasize too strongly how important it is that we have the best and longest samples of flax which can be procured. Any suitable material for exhibition which the department might see fit to send would be most acceptable, and would afterwards serve as a window display. At all shows I have had the valuable help of my assistant, Mr. J. Mullan.

During the winter I delivered twenty illustrated lectures on 'Canada'; most of them were arranged for in rural districts, and through the co-operation of the local steamship agents. We had them well advertised, and as a consequence had first rate audiences, principally comprised of farmers, farm labourers and their families. I have good reason to know that these lectures have been most effective in helping our work. In outlying districts I carry with me and manipulate my own portable illustrating outfit; this I find a great convenience.

The Canadian Pacific advertise the calling of their 'Lake steamers' at Belfast. Last year it frequently happened that a few days prior to date advertised for sailing, cancellation of this call was made, causing very great convenience to steamship agents and passengers alike. I have had many of the agents making complaints to me on the matter, so trust there may be no recurrence this year and that they will fulfil their obligations.

In the interest of my work, I have to travel much through my district. Everywhere in the north of Ireland I find evinced a keen interest in the Dominion, the anxiety being, if they emigrate, to stay in the empire and under the flag. I have not the returns for the year, but I am satisfied that the number who left for Canada is well in excess of that in the preceding year, as indicated by the bonus claims received, which were 1,873 claims on 2,093 souls, a marked advance on last season.

Your obedient servant,

JOHN WEBSTER,

*Canadian Government Emigration Agent.*

## No. 11.

## REPORT OF EDWARD O'KELLY.

44, DAWSON STREET, DUBLIN, March 31, 1913.

The Assistant Superintendent of Emigration,  
London.

SIR,—I beg to submit my sixteenth annual report for the fiscal year ending March 31, 1913.

I am pleased to be able to state that, even in the face of the exceptional excitement and unrest prevailing in my district owing to the Home Rule legislation, the number of settlers who have sailed for Canada in the past twelve months is fairly satisfactory. Interest in Canada has, however, grown out of proportion to the num-

4 GEORGE V., A. 1914

bers leaving for the Dominion. The numbers emigrating to Canada are not what they might be, owing, in a great measure, to the lack of a port at which Canadian steamships call, while steamships bound for the United States call two or three times a week at Cork, the most important port in Ireland for Atlantic passenger traffic. The want of a port at which Canadian liners call has, I also find, a most injurious effect on the activity of our booking agents. The coming into existence of Galway as a trans-Atlantic port for a fast line of steamships between that city and Halifax would open up that portion of Ireland situated south and west of Dublin for Canadian emigration as no action of the Dominion Government could at present effect, and would, I believe, induce the steamship company plying between these ports to offer return rates at reduced prices to some thousands of farm workers, who migrate yearly to England and Scotland, to go to Canada for the same purpose. The company could calculate on a very large proportion of the return halves of these labourers' tickets not being availed of, and that those used would carry back to Ireland the best possible promoters of emigration to the Dominion, and passengers for their line. Six months of spring and harvest work in England and Scotland enables the hardy girl worker to bring home about forty dollars, the good hardy man about sixty dollars. What a difference between these amounts and what could be brought home from Canada after six months' work there. Those yearly migrants to England and Scotland are the sons and daughters of owners of small farms of very indifferent land, unable to support a family, hence this migration, the proceeds of which in many cases enables the migrants to sail direct from their own district to the United States, to the loss of Canada.

The class of emigrant leaving for Canada in the past year could hardly be more desirable, many taking their families and considerable capital to invest in farming, and a larger number than heretofore selecting British Columbia as their destination, to engage in fruit and poultry farming. A fair number of men with small capital have also left to engage in commercial life, while a considerable number of mechanics have left to engage in building operations in the western cities and towns.

My time in my office is fully occupied by attending to correspondence and interviewing callers, and outside by attending stock fairs and markets, where country people gather together for the sale and purchase of live stock and farm produce. At such of these as I can attend I have literature carried round, and spend the time amongst the farmers, who are always pleased to hear about Canada and how their class succeed there. I also exhibit at a number of the agricultural shows held every year in my district, at which, I regret to say, my specimens are not at all what they should be, viz.: the best samples of whatever they represent. When attending local stock fairs, markets and agricultural shows I always visit the booking agents to encourage them in their bookings for Canada. I consider the visiting of booking agents a very necessary part of my work. In the latter months of 1912, and up to date, I have had a really splendid show of Canadian fruits in glass exhibited in my office windows, supplemented by an equally splendid exhibition of fresh peaches and apples. I attribute the great increase in callers anxious to engage in fruit farming in Ontario and British Columbia to this display. Our standard advertisement is appearing in forty-two newspapers and four directories and almanacs published and circulating in my district. I consider these advertisements bring me into touch with by far the greatest number of my correspondents, and in the least aggressive way to the opponents of emigration.

I have had the services of delegates Mrs. Lipsett-Skinner of Winnipeg, Mr. J. C. Buckley of Gleichen, Alberta, Mr. A. W. Brereton of Redvers, Saskatchewan, Lieut.-Col. J. P. Pennefather of Holland, Manitoba, and Mr. A. D. Gallagher of Moosejaw, who commenced work in my district on March 25. All these persons appeared to me to have the interests of the Dominion at heart and capable of bring-



SESSIONAL PAPER No. 25

ing her advantages favourably before the people of the various districts allotted to them.

Our lantern slides were used seven times, but only twice by officials representing Canada, as I consider lecturing on Canada in the present state of the country might provoke opposition to my work altogether out of proportion to the good results to be gained by the lectures.

	Number.
Letters received. . . . .	4,094
Letters written. . . . .	5,142
Callers at office. . . . .	2,963
Wall maps sent to public institutions. . . . .	220
Wall maps to steamship agents. . . . .	160
Pamphlets, including atlases, to steamship agencies. . . . .	22,300
Pamphlets to callers, and correspondents, and distributed at agricultural shows, stock fairs, and markets. . . . .	65,721
Reports dealt with. . . . .	6
Steamship agents reports on . . . . .	76

Nine shows were attended at which I made exhibits as follows:—

- Cork spring show, April 10 and 11.
- Bandon show, County Cork, June 6.
- Clonakilty show, County Cork, June 27.
- Cork summer show, July 9 and 10.
- Waterford show, July 17 and 18.
- Rathdrum show, County Wicklow, August 1.
- Nenagh show, County Tipperary, August 15.
- Moate show, County Westmeath, September 10.
- Kilkenny show, September 26.

I am pleased indeed to state that my assistant, Mr. William Story, has given every satisfaction in his work, particularly by his management of the office during my somewhat frequent absences at agricultural shows, and elsewhere.

Your obedient servant,

EDWARD O'KELLY,  
*Canadian Government Agent.*

**No. 12.**

REPORT OF D. T'REAU DE COELI,

ANTWERP (BELGIUM), April 1, 1913.

The Assistant Superintendent of Emigration,  
London.

SIR,—I have the honour to submit my annual report for the year ending March 31, 1913.

I have followed this year the same system of work as in preceding years, and I am quite satisfied that the emigration to Canada from Belgium and Holland will show an increase over last year, this as a natural result of the success that meets

4 GEORGE V., A. 1914

almost every emigrant of these countries, a success they feel proud to communicate to their friends and to their relatives at home, either privately or by means of my monthly paper *West-Canada* in Flemish or *Canada Occidental* in French.

The emigration season commenced earlier this year than in any previous year and the emigrants belong to a better class, socially and financially, than ever before. The greatest care is taken by every one to obtain all necessary information before sailing, and I continue as before to give a decided preference to quality above quantity.

Thanks to a good supply of Dutch literature, I shall be able now to execute former projects, namely, the introduction in the schools of Holland of the use of the Atlas or Geography of Canada. The Flemish literature has already been of great help in the Belgian Flemish provinces.

I am pleased to state that the great advantages of Canada attract the attention, not only of farmers and labourers, but the industrial and financial classes as well. I may mention here, that very important banking firms and other industrial firms have the wall map of Canada in their offices, especially in the cities of Brussels and Antwerp.

The emigration from Switzerland will have a certain importance this year. From Zurich I expect that quite a number will leave, and I would think it advisable that means should be taken to come in closer contact with certain localities of Switzerland and to find out what assistance might be expected from the teachers.

As in former years, I continue to provide the schools in Belgium with the Canadian Atlas, and teachers find me always ready to supply them with literature and information, especially in localities where evening schools for adults are organized.

In order to allow the use of the projection lantern for one month to the delegate in Holland and at other times to teachers, I have been obliged to reduce my lectures to six, but I have held a certain number of meetings, according to the grouping of my correspondents in the most central points.

In Holland a very intensive propaganda was also made by the agents of the Canadian Pacific Railway, and although principally in favour of the farm lands they possess in the West, the attention of the public was also called to Canada as a whole.

The press, which has hitherto taken but little interest in emigration, being rather opposed to it, has commenced to take notice of the advantages presented by Canada, and it would be quite possible to secure larger publicity in Belgium and Holland and to obtain the insertion of articles of special interest.

The correspondence during the fiscal year 1912-13 has been about the same as the preceding year: 4,820 letters were received, of which about 4,000 called for an answer. Of this number, 440 were English and departmental, 1,825 from French-Belgians, 1,182 from Flemish-Belgians, 1,103 from Dutch, and 270 German and Swiss. The number of interviews at the office amounted to 1,568, and were altogether more interesting and important than during any previous year.

Your obedient servant,

D. TREAU DE CŒLI,

*Canadian Information Agent.*

SESSIONAL PAPER No. 25

## No. 13.

## REPORT OF PAUL WIALARD.

AGENCY OF THE CANADIAN GOVERNMENT,  
3 RUE DE L'ISLY, PARIS, April 1, 1913.The Superintendent of Immigration,  
Ottawa.

SIR,—I have the honour to submit to you my annual report for the period beginning April 1 and ending March 31, 1913.

We have had during the past fiscal year an exchange of correspondence of 21,034 letters received and answered. There have been 2,500 visits paid to my office in quest of information as to our country.

Independently of the numerous French passengers leaving by the Allan line, there passed through our hands at least 500 Italians, Swiss, Belgians, Spaniards and even Russians, going towards Canada, of whom the greater part had applied to us for information prior to their departure. They left by several lines having direct service to Canada: among this number is the General Transatlantic Company which since last year has inaugurated a line to Canada.

We have carried on our task on the lines approved by the department and accepted as being likely to produce the best results.

We have not been able to advertise very widely, but those inserted have been in papers having the most influence and the largest circulation in the provinces and throughout the agricultural districts of France and we are happy to have this opportunity which has not been without results.

For four or five years now we have organized lectures with considerable success, and for three years we have principally devoted ourselves to asking the aid and support of the French teachers to bring Canada more before the rural population where they teach; to this effort we owe the success to which I have frequently referred in my official correspondence with head office. In these schools we have offered wall maps, Atlases and specimens of Canadian grains, either to adorn these schools, or to distribute them to the professors and also to the most meritorious pupils of each school. We believe that there is not a better means of making our country known in French agricultural centres.

Assuredly those who only know our mission through having made a hurried examination of it, may suggest different methods, but I believe sincerely, and after a profound study of the conditions of my district, that in acting otherwise we should meet with opposition from the authorities.

I have no doubt that our zeal in the line adopted will be crowned with the success which our Government has the right to expect from its agents.

All the emigrants that left under our care had complied with regulations, either as to the military service already mentioned or as to some time remaining to them before they had to comply with that obligation. Further, all those who asked us for letters of introduction, we obliged to produce their papers, comprising certificates of good living and manners and an extract from the judicial report. Those who were married had to produce their marriage license. In this manner we avoided the loss of rights that might otherwise have occurred. In fact, the number of the French deports is, I believe, the least of all the nationalities emigrating to Canada, and I may add that those who have been deported were sent home, not for crime or misdemeanour, but on account of being incapacitated from earning a living, through ill health or some similar cause.

Your obedient servant,

PAUL WIALARD.

# OPERATIONS IN THE UNITED STATES.

No. 1.

REPORT OF W. J. WHITE.

OTTAWA, March 31, 1913.

W. D. SCOTT, Esq.,

Superintendent of Immigration.

SIR.—The past year has shown in a marked way what it means to keep before the public that which you wish it to participate in. In the Canadian immigration work in the United States we have followed up the plan that has been pursued since the branch began its work there. No legitimate and dignified opportunity has been lost to place before the people the advantages that Canada—not western Canada alone, but maritime, eastern, central and western Canada—possesses, the opportunities that await the agriculturist, especially, but also to such others as might be looking for lines of employment and investment such as Canada offers.

## MARITIME CANADA.

Maritime Canada has had the placing of its advantages and opportunities cared for by those who were acquainted with the conditions there. Literature has been circulated, setting out the opportunities that exist for the agriculturist desirous of securing a home in well settled and prosperous districts, whether it be in mixed agriculture, fruit growing or cattle raising. Practical results have followed and interest is increasing.

## QUEBEC.

Quebec's interests have been carefully guarded and well looked after. Agents have been supplied with literature that told well the tale of the excellent openings for the agriculturist, and it is pleasing to note that the efforts of the staff have had a healthy response. Large numbers, especially from the eastern and New England States, during the past year have gone to different parts of Quebec and helped towards filling the vacant stretches of excellent agricultural land of which there is such an abundance. While it may be true, we have not succeeded in securing for this part of Canada very many Americans, we have succeeded in the repatriation of a great many French Canadians, who tired of the everlasting 'grind' of the mills in the New England States, the indefiniteness of anything very bright in the future of work of that kind, are pleased at the chance of getting back to the land and being able to acquire a splendid home, with every promise of success. The agricultural districts that the railways are constantly opening up for settlement present still wider scope for further activities in getting these people to return to their native home.

## ONTARIO.

In Ontario, splendid results have followed the efforts to secure settlers for the vacant lands in the northern part. A great number have gone from the New England States, while a good many have taken with them considerable means, and will thus be able to commence work on a fairly large scale, a great many have gone forward who do not possess so much of this world's goods. But they have gone with some

## SESSIONAL PAPER No. 25

experience, a large amount of hope, excellent health and a heap of determination. The prospects are that this branch of the work will continue with increasing success, and as the opportunities that are waiting for the coming of the farmer are made more widely known, the central portion of northern Ontario will rapidly become filled. Especially will this be so when the railroads more fully open up the country and when the wagon roads now under construction are further extended. While a good deal of this country is tree covered, there are sufficient open stretches to give the new settler land which he can begin immediately to cultivate. While doing so, he can clear further areas of its timber. During the clearing of his land the settler makes the best of wages, as there is a ready market for all he can get out, whether it be pulp or fire wood.

Not only is the portion of Ontario already referred to receiving attention, but during the past year a great many Americans have purchased wheat, corn, fruit and tobacco farms. This is the case all through the lake regions and may be said to cover pretty nearly every county tributary to the shores of Ontario, Erie and Huron.

## THE CENTRAL PROVINCES.

The figures of the statistics branch of the Department, published elsewhere, furnish about all the testimony that is necessary to convince that the central provinces, Manitoba, Saskatchewan and Alberta have had their interests cared for fully as well as at any time in the past. Upwards of 140,000 during the past year have declared their intention of becoming settlers. This is an increase of about 7,000 over the previous year. When it is considered that in the past seventeen years about 925,000 or nearly one million people from the United States alone have gone to Canada, it is with some degree of pride that I am able to point to the fact that in 1912-13, 140,000 left for Canada. These people took with them probably 140 million dollars in cash and effects. Well-to-do people; the country does not have to wait from three to four years to see any other benefit from their becoming residents than the economic one of their personal consumption. With the means they possess, the experience they bring with them, their intimate knowledge of farming conditions in Canada, so similar to the States from which they came, they are immediately in a position to swell the revenue of the country. All branches of trade, industry, commerce and revenue realize an immediate benefit. They are all first-class people. Our agents are active in the work of securing such a class, and just as active in dissuading and preventing those who would be useless.

*Settlers from Every State.*—During the past year we have had settlers from every State in the Union, from the New England States on the east to California on the west, from Florida on the south to North Dakota on the north. A helpful and valuable feature in the work is the assistance we get from the settler himself. The letters sent back describing the country, recounting the success that is met with, the possibilities, and the advice to the friend or relative 'back home' are most valuable.

*Canada now well Advertised.*—It was truly said a few years ago, that very little was known in the United States about Canada. Today there are very few districts that are not more or less acquainted with it. They have had practical demonstration of what Canada can produce presented to them year by year and year after year, in the exhibits of grains, grasses, vegetables, fruit and other productions of the farm, as well as of the factory; they have had literature sent to them or handed to them by the agents; which not only gave them excellent letter-press descriptions of the country, pointing out its advantages from an agricultural as well as other stand-points. These descriptive pamphlets have been amply illustrated, and contain maps of the entire country, which are valuable and in many cases so prized by those who have received them, that I have seen four and five year old copies of it still lying on

4 GEORGE V., A. 1914

the living room table in many farm homes, and also in some cases used in the schools. We have had in the past years press associations through the country. The work of the editors accompanying these excursions has had an educative effect as well as a direct influence in causing many of their readers to remove to Canada.

Therefore, whatever may have been the lack of information in many of the States regarding Canada in past years, there is certainly no ground for the statement today.

*Demand for Literature.*—There is a constant demand for the literature prepared for distribution by the Department, and it is used as the basis of lectures and talks before clubs and societies. Large wall maps are sent out when application is made by those in whose possession it is thought the most good to Canada will be secured.

*Exhibits of Grains and Grasses.*—Amongst other methods of publicty is that of placing exhibits of grains (threshed and in straw), grasses, fruits, vegetables and other varieties of farm products at different fairs throughout many of the States. This work has been carried on for a number of years, and in the past has proved so effective that it was continued during the past year. Some of the States, however, under whose control the exhibitions are held, feeling probably that an injustice was being done their States by the Canadian competition in exhibits were led to refuse space for the Canadian display last year. These were the States of Illinois, New York, Indiana and Ohio. To overcome this, however, space was secured in prominent locations in the cities where these fairs were held and during the time of the exhibition the Canadian Government had splendid displays that attracted great attention.

Literature was distributed and while there was probably not as much work done as otherwise would have been, it was the best that could be done under the circumstances. County fairs were used wherever possible to bring before the people the work of inviting the immigration to Canada of desirable settlers. During the fall and well on into the winter, and in some parts throughout the entire winter season, exhibits were carried about from place to place, a large quantity of literature distributed and excellent work done.

One of the best means of reaching the people was the exhibit placed at the Chicago Land Show. This was attended by thousands, who were deeply interested in the Canadian display.

*The work is widespread and increasing.*—It is pleasing to note the interest that is taken in Canada in the Coast States. In California especially during the last year, there has originated a great deal of correspondence regarding the free homesteads of Canada, and it is now a question if it would not be advisable to establish an agency somewhere in Northern California.

#### BRITISH COLUMBIA.

For the past two or three years, and especially during last year the publicity that the Province of British Columbia has received by the distribution of literature prepared by the British Columbia Government as well as that embodied in the pamphlets published under the authority of our own Immigration Branch, has brought out thousands of inquiries regarding the agricultural lands of the province. Exhibits of the fruits and other agricultural products of this province have been made in conjunction with the exhibits displayed from the various provinces of the west. Supplementing these exhibits the British Columbia Government made a remarkably clever, attractive and useful display at the Chicago Land Show last fall. This was under the direct charge of W. E. Scott, Deputy Minister of Agriculture for the Province, who had under him a well qualified staff of assistants. I am satisfied that the results to the province will sufficiently warrant the expenditure.

## SESSIONAL PAPER No. 25

*Prospects for 1913-14.*—As I have already stated, the prospects for the coming year seem to be very bright, and I look forward to securing equally as great a number as last year. The fact must not be lost sight of though, that there are constantly arising influences tending to attract settlers in other directions. The Union Pacific Railway has now a well organized immigration and industrial bureau, in charge of a competent man. The activities of this organization will be great from now on. Then those interested in the Oregon, Washington, Texas and New Mexico lands will put forth greater efforts than in the past.

*No Dangers from False Reports.*—There is very little to fear from the reports that are being circulated through the States from time to time as to conditions in western Canada. These have been disproved so often that their falsity is now pretty well established. The splendid reports sent back to friends by the thousands who are now in Canada and doing well has taken from the officials of the department the necessity of refuting these scandalous stories.

*Publicity Requires to be Backed by a Good Article.*—In the opening sentences of this report the statement is made that it means much to keep before the public that which you wish it to participate in. This is true, but it depends largely on the article itself as to the success that will be met with. In placing before the United States public the opportunities Canada possesses, there is land of unrivalled quality, a climate that is conducive to health, laws that are carefully observed, social conditions that make living in such a country agreeable, the outlook for a future the brightest, and to those who are willing and able to work, who are prepared to overlook the difficulties that are always present in a new country, there is certain assurance of a comfortable living and the possibility of acquiring sufficient wealth in a few years to do one in their declining years.

These statements becoming concrete in facts, and made known to the people amongst whom our agents are working, make the efforts less difficult.

Then, too the agents in the field have the greatest interest in their work. To them and to their energy should be accorded the greatest of credit for their work.

*Change in the Staff.*—During the past year some changes have been made in the staff and offices. The offices at Grand Forks and Crookston have been amalgamated. The work that was formerly done by the two offices is now done at Grand Forks, North Dakota, Mr. W. E. Black being in charge; he has five assistants. Mr. G. A. Cook has been transferred to the Kansas City office, which he has been given charge of owing to the resignation of Mr. W. H. Rogers; he has one assistant.

Mr. W. S. Nethery is in charge of the office at Toledo. Mr. H. M. Williams was the previous agent. He has one assistant.

During the year the necessity of opening an office in Pennsylvania was apparent. Mr. F. A. Harrison was placed in charge, and the location selected was Harrisburg. Already the wisdom of this move is apparent. The correspondence at this office is already very heavy, and there is no reason to doubt that in a very short time Pennsylvania will contribute handsomely of its farming class towards the immigration to Canada.

*Mixed Farming more Popular.*—A noticeable and valuable feature of the work during the past year, and one which is likely to continue for some time, is the number who went to the prairie provinces for the purpose of going into mixed farming. Dairying and cattle-raising appear to be the branches that have occupied the attention of a great number who have, and also of a large number who are arranging to go during the season now approaching.

This leads me to the opinion that it will not be long before the lands in the west which are well suited to this work will all be taken up, either purchased or homesteaded, with an increased value given to them as to the impetus shown in their being taken.

4 GEORGE V., A. 1914

There are also a great many asking for locations in which to establish themselves in grain growing alone. As our western country possesses opportunities for mixed farming, cattle-raising and grain-growing, we have no difficulty in advising them where to go.

*Stringency in the Money Market.*—During the latter part of the last fiscal year, there has been a marked stringency in the money markets of the world, but it had no appreciable effect on our work. We have had cases though where in certain districts of the western States it has been found that inability to dispose of their holdings has prevented a number going to Canada who had fully made up their mind to go could they sell. They are now just waiting their opportunity.

Your obedient servant,

W. J. WHITE,

*Inspector of United States Agencies.*

## No. 2.

### REPORT OF M. V. MCINNES.

176 JEFFERSON AVENUE,

DETROIT, MICHIGAN, April 1, 1913.

The Superintendent of Immigration,  
Ottawa.

SIR.—I beg to submit my report for the fiscal year ending March 31, 1913.

The unsurpassed opportunities which our great western country presents to the farmers of the United States, who are anxious to better their condition, are still carefully noted and appreciated by the agriculturists in all parts of the territory I work in, especially by those who have sons for whose future they wish to provide. During the year just closed there has been a marked increase in the interest taken in western Canada. The land of promise is still uppermost in the minds of increasing numbers of inquirers from all sections of the State, and I am pleased to report that our records show a considerable increase in the number of settlers during the year just closed.

Certificates were issued by me during the year to 2,830 intending settlers. These figures are an increase of 259 over the total of the preceding year.

Those inquirers to whom certificates could not be issued, because they preferred to avail themselves of other excursion rates, are estimated at 3,910, which swelled the total immigration during the year to 6,740 people.

From a large Belgian colony residing at Grosse Pointe, a suburb of Detroit, I succeeded in securing a considerable number of settlers during the year. Their objective points were principally Forget, Saskatchewan, and Leduc and Moranville, Alberta, where many of their compatriots are favourably located. These Belgians are mostly farmers of experience, thrifty and well-to-do and I class them among our most desirable settlers. I expect that a large number of those still living at Grosse Pointe will follow the example of those who are already established in the west.

The interest heretofore manifested in our western country by the Hollanders of Ottawa County, Michigan, still continues to increase. I have sent a large number of them during 1912 to join their friends and relatives in the west, and the little stream of immigration started from this locality some years ago continues to flow westwardly and is expanding in volume as time progresses.



## SESSIONAL PAPER No. 25

Leelanau County, Michigan, continues to add many French Canadian families to the thriving settlement of these excellent immigrants located at Moranville, Alberta. The Department's efforts in re-patriating them have met with success and will be continued as time goes on.

More literature has been sent out from the Detroit office during the year than in any preceding one. Distribution has been through the different fairs held in Detroit and throughout the State. Even the present large volume of literature has been insufficient to supply the demand which increases year by year.

In addition to the Detroit fair I attended twenty-one county fairs in lower Michigan and made exhibitions which were attractive and successful. A hearty appreciation was accorded by the farmers in every instance. Besides these displays, I have conducted exhibitions all winter by renting a store for one or two weeks at different points throughout the State. At each place I installed a large display of Canadian products and distributed advertising matter in which great interest was taken. This system of publicity was attended with pronounced success, and I believe its continuance would strengthen the work materially.

This has been our banner year, and yet I look for still better results in the future. The prospects for the coming season could not well be better. Unless all signs fail, an increased volume of immigration may be considered as assured.

Your obedient servant,

M. V. McINNES,  
*Canadian Government Agent.*

## No. 3.

## REPORT OF C. J. BROUGHTON.

CHICAGO, ILLINOIS, March 31, 1913.  
ROOM 412, 112 W. ADAMS STREET.

The Superintendent of Immigration,  
Ottawa.

SIR,—I have the honour to submit herewith my annual report for the year ending March 31, 1913.

The movement from my district for the year was 3,371 settlers, with 866 car-loads of effects.

You are no doubt aware, that the Canadian Pacific Railway Company, in their Natural Resource Branch, have many agents throughout this State and that they also issue certificates, and, of course, I have no way of knowing how many people left in this manner.

The interest in Canada kept up to a wonderful extent last year, and the display that we made at Peoria was more than gratifying. This exhibit was made at the National Implement and Vehicle Show on account of our not being able to get into the State Fair at Springfield, and was a new departure for us, and one which I think will amply repay us in time.

The correspondence has been extremely heavy, accounted for by the advertising done by the department and by personal calls and applications for literature to be sent out to intending settlers. I have no hesitation in saying that we will have a substantial increase again this year.

Your obedient servant,

C. J. BROUGHTON,  
*Canadian Government Agent.*

## No. 4.

## REPORT OF J. M. MacLACHLAN.

WATERTOWN, S. DAK., May 3, 1913.

The Superintendent of Immigration,  
Ottawa, Canada.

SIR,—I have the honour to submit my report for the fiscal year ending March 31, 1913.

During this period, 6,675 letters were received at this office and 8,573 were mailed, in addition to our usual circular letter sent out with pamphlets, which would increase the number to at least 12,000.

Certificates were issued for 2,483 persons and for 218 cars of settlers' effects. These figures show a slight decrease from the previous year. We have, however, been very careful during the past year and have endeavoured to guard against issuing certificates too far in advance of the date persons applying for them have given as their proposed date for starting to Canada. By doing this we think we have avoided issuing certificates to persons who might have changed their plans after having received their certificates. Notwithstanding the difference in the above figures, I am inclined to think that the emigration from this State to Canada has been about as large as during the year 1911-12.

The States of Idaho and Montana have been making great efforts during the past two years to attract people in that direction, and I have reason to believe that a good many persons from the western part of this State have gone into either of the States named. In a recent letter to the Department I explained conditions as they have existed throughout this State west of the Missouri River the past three years. Owing to the failure of crops for several years in succession a large number of people, who would have been only too glad to have migrated to Canada, have been prevented from doing so on account of not being able to dispose of their farms or other properties to advantage.

In August I attended a fair at Woonsocket, South Dakota, and in September fairs at Salem, Huron and Mitchell, South Dakota, and the Inter-state fair at Sioux City, Iowa, and as usual our exhibit proved to be one of the interesting features of the fairs. I have already arranged to attend some of the same fairs, together with one or two others the coming season.

Your obedient servant,

J. M. MacLACHLAN,  
*Canadian Government Agent.*

## No. 5.

## REPORT OF M. A. BOWLBY.

BOSTON, Mass., April 10, 1913.

The Superintendent of Immigration,  
Ottawa, Can.

SIR,—I beg to submit the following report for the twelve months ending March 31, 1913.

## SESSIONAL PAPER No. 25

During the year, 1,921 letters were received, 3,375 letters and 1,244 pamphlets were mailed and 5,462 persons called at the office.

During the same period, I issued 789 certificates providing settlers' rates for 1,211 persons.

About 10,000 pamphlets were handed to persons calling at the office, and the Department was furnished with lists containing more than 6,000 names of persons to whom literature might be sent.

An exhibit of the grains and grasses of western Canada was placed at four fairs during the season and 12,000 pamphlets distributed as follows:—

	Pamphlets.
Vermont State Fair, White River Junction, Vt. . . . .	3,000
Valley Fair, Brattleboro, Vt. . . . .	2,000
Brockton Fair, Brockton, Mass. . . . .	4,500
Paducah Valley Fair, Fitchburg, Mass. . . . .	2,500

With the permission of the Department, I made a trip through Western Canada during the months of July and August for the purpose of studying local conditions and found that the knowledge gained thereby was of great use to me in my work.

As I have been in charge of this office for only a year, this is my first report and my work for the past twelve months has necessarily been largely preliminary. However, the advertising that is now being done in this territory by the Department cannot fail to have a good effect and in fact, the results are already apparent, so that judging from present indications, I confidently anticipate greater results for the ensuing year.

Your obedient servant,

M. A. BOWLBY,  
*Canadian Government Agent.*

## No. 6.

### REPORT OF GEO. W. AIRD.

INDIANAPOLIS, INDIANA, March 31, 1913.

The Superintendent of Immigration,  
Ottawa.

SIR,—I beg to submit my report of the work done from this office during the fiscal year ending March 31, 1913.

During the twelve months there were 634 certificates issued to settlers. These figures do not include instances where settlers obtained certificates over two or more lines, but are merely the number of people to whom certificates were issued.

There has been a very large movement during April of 1912 and March, 1913, to western Canada of settlers and homeseekers, who took advantage of the settlers' low rates, and of which I have no record other than that shown in correspondence on file in this office. Thus, while my figures show the movement through this office, they do not take into account the very large number who have really emigrated through the influence of the land companies and the cheap rates offered by the railways.

During the last week of August, all of September and part of October, I took the Canadian Government exhibit to the following fairs: Indianapolis, Louisville, Memphis, Tenn., Birmingham, Ala., Lexington, Ky., Nashville, Tenn.; and county fairs

4 GEORGE V., A. 1914

at Columbus, Crawfordsville, Terre Haute, and Vincennes, Ind. These fairs have created quite a lot of interest, and it is worthy of note that the farmers and visitors to these fairs invariably make inquiry as to where the Canadian Government exhibit is situated and make a point of visiting the same. The number of letters received in which these exhibits have been mentioned is an evidence of their utility as an advertising medium.

I have already received letters from secretaries of some of the larger fairs, asking me to exhibit again this year, and offering me choice of space and larger opportunities.

As an evidence of the interest taken in western Canada by the agriculturists and others in that part of my district south of Indianapolis, would point out that during the months of September, October, November and December, 1912, there were received at this office some 1,600 letters of inquiry, of which twenty-five per cent were from Kentucky, Tennessee, North and South Carolina, Virginia and West Virginia, Mississippi, Louisiana, Florida, Georgia and Alabama.

This year opened with a very bright outlook, but I am sorry to say correspondence and inquiries fell off considerably during the disastrous floods which visited Indiana and the South. I have no doubt that this condition will be quite as marked through Ohio. The reports of these floods do not make mention of the enormous loss which has been sustained by the farmers all along the path of the flood, but to one who travels over the State as I have done, the havoc wrought among the farmers and agriculturists has been appalling.

I might also remark that the movement of settlers from my territory to Texas and the southern States has been even less during this year than last, and the tendency towards western Canada is even more pronounced.

I have the honour to be,

Your obedient servant,

GEO. W. AIRD,

*Canadian Government Agent.*

**No. 7.**

**REPORT OF W. E. BLACK.**

GRAND FORKS, N.D., April 1, 1913.

The Superintendent of Immigration,  
Ottawa.

SIR,—I have the honour to submit my report of the movement of settlers and their effects from the territory attached to this office, which includes the State of North Dakota and sixteen counties in north-western Minnesota, for the year ending March 31, 1913.

Settler certificates issued. . . . .	12,942
Car certificates issued. . . . .	505
Letters received. . . . .	14,896
Letters forwarded. . . . .	19,820
Pamphlets forwarded. . . . .	14,289

The settlers have been of a superior class, most of them possessed of considerable means and more of a farming class than land speculators. From the records of this office I find that the percentage of females and children going to Canada from this territory is greater than ever before, and the value of settlers' effects including money taken is considerably larger than in any former year.

## SESSIONAL PAPER No. 25

I have had exhibits of the agricultural products of Manitoba, Saskatchewan and Alberta in two large windows in Crookston, Minn., and in the windows of the office here. This display is very attractive and has brought many complimentary remarks. I have known many to be attracted to the office by the window exhibits.

I have visited farmers in different parts of my territory during the past year and attended public gatherings of farmers when possible, and had a float representing Canada in the parade on July 4.

As pointed out in letters to your office, I believe that the less venturesome but more substantial and intelligent farmer is now going to Canada from this portion of the United States.

Your obedient servant,

W. E. BLACK,  
*Canadian Government Agent.*

**No. 8.**

## REPORT OF ELZEAR GINGRAS.

PROVIDENCE, R.I., April 1, 1913.

The Superintendent of Immigration,  
Ottawa.

Sir,—I beg to submit my report for the fiscal year 1912-13.

The work has been prosecuted along the usual lines laid down by the department. Most of my efforts have been in the repatriation of French Canadians, amongst whom I find a continued and lively interest in Canada. That the department's efforts have not been without success is shown by the fact that during the year I issued certificates to 411 persons. I received 4,015 letters, mailed 2,898 letters and 3,751 packages of literature and gave 4,178 interviews.

Your obedient servant,

ELZEAR GINGRAS,  
*Canadian Government Agent.*

**No. 9.**

## REPORT OF R. A. GARRETT.

315 JACKSON STREET,  
ST. PAUL, MINN., March 31, 1913.

The Superintendent of Immigration,  
Ottawa.

SIR,—About the time of my appointment as agent in charge of the St. Paul office, the territory was divided, an office being opened at Crookston, which took a portion of northern Minnesota, and one at Des Moines, Iowa, both taking a large portion of the business hitherto credited to this office.

I have travelled over most of the territory under my jurisdiction, interviewing farmers who have applied for information, and have been astonished to note the keen interest taken in the Canadian West.

4 GEORGE V., A. 1914

I think I am safe in saying that the movement from my territory this season is, without doubt, one of the best in the history of the work.

The average Minnesota farmer goes to Canada well equipped, having a splendid outfit of farm implements, and this, coupled with his years of practical experience farming in this State, makes him an ideal settler.

Last session the Minnesota Legislature voted \$100,000 to be spent in immigration work for this State. They have also opened an office directly opposite us on Jackson street, with a fine permanent display of Minnesota products.

Considering the loss of territory, I think this office has made as good a showing as in previous years.

Your obedient servant,

R. A. GARRETT,  
*Canadian Government Agent.*

### No. 10.

#### REPORT OF F. A. HARRISON.

210 NORTH THIRD STREET,  
HARRISBURG, PA., March 31, 1913.

The undersigned was appointed Canadian Government Agent for the Harrisburg district on the first day of January, 1913.

Pending the securing of suitable office at Harrisburg, the work was carried on from an office at No. 614 Chestnut street, Philadelphia, Pa., from the first day of January until the fifth of February, when the office at No. 210 Third street, Harrisburg, was opened.

The following is a statement of the work done: Letters received, 694; letters sent, 1,114; interviews, 351. C.L.S.A. certificates were issued as follows: Adult males, 73; adult females, 30; children, 34; total, 137.

On account of the small amount of money expended in newspaper and magazine advertising, accompanied by the fact that the agency has been recently established in the Harrisburg district, the returns are not as large as I could wish.

The general public in the Harrisburg district, as a rule, know very little about Canada, and in order to get them to emigrate to western Canada a great deal of time has to be spent in educating the public to the possibilities and opportunities which Canada has to offer.

The field, however, is a large one, and an excellent class of settlers can be obtained from this district, but large results can only be obtained after persistent and continuous work has been carried on for some time. I think, however, that satisfactory results can be obtained during the coming year.

Your obedient servant,

FRANK A. HARRISON,  
*Canadian Government Agent.*

SESSIONAL PAPER No. 25

**No. 11.**

**REPORT OF C. A. LAURIER.**

MARQUETTE, MICH., April 1, 1913.

The Superintendent of Immigration,  
Ottawa.

SIR,—I beg to submit my report for the year 1912-13.

Considering the strong opposition we have had to meet in our work this last year from the different land and railway companies that have lands for sale in this part of the country, and though the result of our work has slightly fallen below that of last year, this has proven to be a fairly successful year in the movement of settlers from this territory into western Canada.

I have issued 319 certificates to intending settlers, representing 528 persons with 7 ear-loads of settlers' effects and live stock.

In addition to the 528 persons above mentioned, I can safely estimate that 300 more have left this territory for western Canada without C.L.S.A. certificates, they having taken advantage of the excursion rates given by the Minneapolis, St. Paul and Sault Ste. Marie Railroad each year during the months of March and April.

The class of settler that emigrated from this district is of the very best, consisting principally of ex-Canadians of English and French origin, with some Scandinavians and Germans, the great majority of them being well provided with sufficient capital and other effects to enable them to get along nicely on homesteads.

I have had exhibits during the year at several county fairs through my territory, which exhibits have never failed to be of great interest to the people and to prove to be the best kind of advertisement for Canada.

I have distributed at these fairs 10,000 copies of 'Canada West' pamphlet, with several hundreds of other pieces of literature furnished me by the different railway companies.

The new fiscal year is very promising judging from the number of letters of inquiry we are receiving daily, and I feel very enthusiastic over the prospects for this year, and I sincerely believe it will prove as good for emigration if not better than last year.

Your obedient servant,

C. A. LAURIER,  
*Canadian Government Agent.*

**No. 12.**

**REPORT OF W. V. BENNETT.**

OMAHA, NEBRASKA, U.S.A., March 31, 1913.

The Superintendent of Immigration,  
Ottawa.

SIR,—Permit me to submit my report for the fiscal year ending March 31, 1913.

Through the efforts of this agency, 3,975 persons have gone into Canada, taking with them 281 cars of settlers' effects. These people have settled in Manitoba, Saskatchewan and Alberta mostly, although quite a number have gone into British Columbia. The prospects for the future are very favourable and do not appear to have been affected by advance in railway rates.

Your obedient servant,

W. V. BENNETT,  
*Canadian Government Agent.*

4 GEORGE V., A. 1914

## No. 13.

## REPORT OF FRANK H. HEWITT.

DES MOINES, IOWA, April 1, 1913.

The Superintendent of Immigration,  
Ottawa.

Sir,—I beg to report that on March 19, 1912, I first arrived in Des Moines for the purpose of opening an office in the service of the department. For approximately a little over a month, it was impossible to obtain an office suitable for our purposes, and I consequently transacted all business for this period of time in a room engaged for that purpose in the Victoria Hotel in this city. In the month of May I secured, with the assistance of Mr. W. J. White, Inspector of United States Agencies, an office located conveniently to the railway depots and which answers all purposes perfectly. I am pleased to say this office is now suitably equipped with exhibits of western Canadian products in the way of grains, both threshed and in the straw, and also the various grasses and fodder plants. I have also on the walls of the office a good display of pictures showing western Canadian farm scenes.

I may say that this office and its display has aroused a great deal of interest amongst the farmers here, as is shown by the volume of inquiries becoming greater week by week as the office becomes better known. During the fiscal year ending March 31, 1913, our diary shows a record of 7,655 interviews. During the same period I have mailed 6,610 letters in reply to inquiries received by mail. During the year I distributed some 12,000 of our principal pamphlet, "Canada West," in addition to the advertising matter supplied by the Government of the Province of Manitoba and by the various railway companies.

I am pleased to report that our advertising campaign conducted at the Iowa State fair held in this city last August, and the various county fairs, which I was able to attend, was productive of very good results, a marked increase being shown in the number of inquiries received from homeseekers following these exhibits. During the past year I have visited those portions of this State from which most of the inquiries originated.

My record of certificates for the year just closed shows that under C.L.S.A. certificates 940 homeseekers went to western Canada. During the latter half of February and March, 1913, approximately 150 cars of settlers' effects left this State for western Canada. I have not been able to obtain with any degree of accuracy the number of actual settlers who left Iowa for western Canadian points during the same time, as during the months of March and April the railway companies issue a one-way settlers' fare which is cheaper than our C.L.S.A. rate in conjunction with the ordinary one-way fare upon the American railways. For this reason many of the settlers commencing residence upon their lands this spring did not avail themselves of my certificates.

In conclusion I would say that with the steadily increasing price in lands in this State, the present values being from \$125 to \$250 per acre, there seems to be every reason to believe that the exodus from this State to our western provinces is bound to become greater.

Your obedient servant,

FRANK H. HEWITT,  
*Canadian Government Agent.*



SESSIONAL PAPER No. 25

## No. 14.

## REPORT OF J. S. CRAWFORD.

301 E. GENESEE STREET,

SYRACUSE, N.Y., April 1, 1913.

The Superintendent of Immigration,  
Ottawa.

SIR,—I beg to submit immigration report for this State for the year ending March 31, 1913.

During the year I have forwarded 1,640 settlers and 150 cars of settlers' effects. The Canadian railways issue certificates for reduced rates over their lines as we do, and it necessarily follows that many intending settlers with whom we are in touch buy their tickets at their railway offices, thus preventing our securing full reports of the movement Canada-wards.

We have distributed from this office and at fairs a large amount of "Canada West" literature in addition to publications supplied by our railway companies, also provincial as well as municipal material. At a large number of county fairs at the principal centres in the State, exhibits were placed and large amounts of literature given out. As in other States in the past most of our work results come directly from advertising in the press throughout the State.

During the year attempts were made to interest the Grangers of this and other eastern States in an organized excursion to our western country. As we failed to get any concession from regular return rates, and as the railway companies were unable to furnish equipment, the attempt largely failed except in the matter of giving some publicity to our work. The usual office work is being followed up by correspondence and distribution of literature by mail and in caring for many daily visitors. These reports are sent to head office at Ottawa regularly. Considerable work is being done by forwarding express packages to those who agree to distribute. On the whole, a greater interest in our country is aroused than exhibited in former years.

This State persists in refusing to allow a *Canada Exhibit* to be placed on their State fair grounds, entailing much more work in reaching a large number of people at the smaller fairs in the neighbourhoods. The chances to show at State fairs in the future are not bright.

This agency is situated at Syracuse on only two lines of railway. This handicaps our work, being so far removed from general railway offices where information needed can be had, and also prevents our getting in touch with the crowds of people who annually visit Niagara Falls, scattering and covering Buffalo as a sight seeing place. I would suggest Buffalo as being a better location on account of its even converging railway systems and the gateway to our western country.

In closing I would point out that this is the most populous State in the Union, and is the gateway for all European immigrants. The advantages of our country are practically unknown to them. I believe it only needs some effort to get the people of this State to see the advantages of Canada in order to induce a more valuable class of settlers than have gone hitherto.

Your obedient servant,

J. S. CRAWFORD,

*Canadian Government Agent.*

## No. 15.

## REPORT OF G. A. COOK.

KANSAS CITY, April 1, 1913.

The Superintendent of Immigration,  
Ottawa, Canada.

SIR,—The report of the year's work, or rather since May 1, when I was appointed to assist Mr. R. A. Garrett at St. Paul is as follows:

My work consisted chiefly of travelling and interviewing parties who had previously corresponded with the office, and I met large numbers of farmers and talked with them personally concerning western Canada. I have no doubt that my efforts along this line were attended with success and that many people moved to Canada through the influence of this agency.

September 1 we made preparations for the Fall Fairs, Minnesota Fair and six others, all of which I attended and used every effort in making these fairs a success. We had a fine exhibit at all of them and distributed 7,000 pamphlets. The result of the work at these fairs was very gratifying.

On November 1, 1912, I was appointed to succeed Mr. W. H. Rogers, Agent at Kansas City, and the report of the work in this office since then is as follows:

Number of pamphlets mailed . . . . .	6,211
“ letters received . . . . .	4,157
“ letters answered . . . . .	4,605
“ office interviews . . . . .	2,418

Since January 1, to date there were 265 head of stock inspected at the Kansas City stock yards for western Canada. I can find no record of the above items previous to the time I took charge of this office. However, the reports show that 1,966 persons left for the Canadian West during the year, taking 98 cars of settlers' effects. This, of course, does not by any means represent the total number of persons who left from this territory for western Canada during the year. As stated in my monthly reports, our record was very incomplete owing to the railroad excursions running from this part of the country to Canadian points. Their rates are advertised very extensively, consequently a large percentage of those who left during March bought their tickets through the railroad agents, thus making it impossible to record their names or the value of their effects. However, we are able to report 272 persons and 65 cars for the month of March, which is at least an increase of 20 cars over March of last year, and I am sure the number of persons would have shown a decided increase also had we been able to record all those who left.

The outlook for the coming year is decidedly hopeful. This territory is the more interested in Canada on account of the dissatisfaction among the farmers of the South, who have suffered greatly from drouths, and the consequent crop failure throughout Oklahoma, Southern Kansas and Texas. When the work in the office decreases, I expect to get out more, and after becoming familiar with the territory I can work this field to better advantage.

Your obedient servant,

G. A. COOK,  
*Canadian Government Agent.*

SESSIONAL PAPER No. 25

## No. 16.

## REPORT OF J. N. GRIEVE.

SPOKANE, WASH., April 1, 1913.

The Superintendent of Immigration,  
Ottawa, Canada.

SIR,—I beg to submit my annual report for the year ending March 31, 1913.

The number of settlers from this district who left for Canada during the year was 5,603 according to our records, but which these figures show a considerable falling off compared with last report, I am satisfied that the reports from the various ports of entry will show that the immigration has been equal to former years, if not greater.

In January, 1912, the Canadian Pacific railway made a decided raise on settlers' or land-seekers' rates, more particularly from Vancouver or Mission Junction, B.C. The Calgary rate was raised from \$11.25 to \$19.45, and I felt at the time that such raise would in a great measure discourage land-seekers. While the coast trade has fallen off considerably, I am happy to state that the volume of business from Eastern Washington, Western Idaho and Eastern Oregon has been fully maintained. In fact, I have had a very large increase in shipments of settlers' effects.

*Letters.—*

Number of letters received during the year . . . . .	5,099
Letters answered during the year . . . . .	5,527
Number of visitors who called for information . . . . .	13,498

*Settlers' effects.—*

Carload lots . . . . .	290
Shipments in less than carload lots . . . . . (lbs.)	500,000

The movement in carload shipments of settlers' effects is particularly gratifying. You will see that it is almost double of any former year. This surely is the very best evidence of the genuine nature of the movement to western Canada.

I am pleased to note the number of Canadians returning. I am not overstating the facts when I say that at least 40 families of former residents of the three prairie provinces passed through my office on their way back to their old homes, some of these coming all the way from California, and in every instance they vow they are going home now to stay the balance of their days.

As in former years I again exhibited products of the Canadian west at the Spokane Interstate fair with a large measure of success. I tried to exhibit at other points, but in every case was met with a refusal, either by denying admission to the grounds or by asking such an exorbitant price for space that it meant the same as a refusal. I think it only just to the Commissioner at Winnipeg and his assistants to say that the exhibits were of a superior quality and were much admired by throngs of visitors. I also had the privilege of attending the Land Show in Chicago and rendering what assistance I could during the two weeks of the show, and wish to say that Mr. W. J. White, who was in charge showed splendid taste and skill in arranging the exhibits. Such exhibitions of Canadian farm products appeal to me as being the very best way of attracting immigration to our country.

I am pleased to report the splendid prospects for the coming year, judging by inquiries through the mail and also the number of visitors to my office, and allow

4 GEORGE V., A. 1914

me here to thank the department for providing me with a ground floor office and that on one of the best corners of the city where my window display is seen and admired by hundreds every day.

Respectfully submitted,

JAMES N. GRIEVE.

*Canadian Government Agent.*

**No. 17.**

**REPORT OF BENJAMIN DAVIES.**

GREAT FALLS, MONTANA, March 31, 1913.

The Superintendent of Immigration,  
Ottawa, Canada.

SIR,—I have the honour of reporting to you the work accomplished at this agency in the interest of emigration from my territory during the year ending March 31.

It appears from the records in this office that I have sent to western Canada during the year, 1,909 intending settlers who located in Manitoba, Saskatchewan and Alberta on government homestead lands. Many of these settlers also purchased lands from the C. P. R. and other land companies. I have received letters from many of them stating that they found the country quite as good as represented and in many cases much better, which was very satisfactory to me.

There were received at this office 3,636 letters requesting information, all of which were answered within a day or so of receipt. I also sent by mail and express, thousands of pamphlets.

There were 4,032 interviews given to applicants at this office.

I find the number of intending settlers sent during the financial year ending March 31, compares favourably with the general average of preceding five years as shown by the records kept here.

In the year 1909 we sent 1,633 intending settlers.

1910	"	1,783	"	"
1911	"	2,187	"	"
1912	"	2,759	"	"
1913	"	1,909	"	"

a falling off as compared with the two preceding years, still a fair average. The month of March of this year was very cold with heavy snowstorms which retarded emigration. I expect the deficit will be made up during the month of April, which opened up fine.

During the past year I attended some six county fairs and the State Fair at Helena, Montana, making seven in all. At these fairs I displayed samples of the products of western Canada and distributed to visitors at the Canadian exhibit thousands of the "Canada West" pamphlet.

I have visited different localities in Montana every week, calling on parties who had written for information. I consider personal visits beneficial and appreciated by most of those upon whom I called. The Board of Trade and the railroads of this state are very active in inducing settlers to remain here and have in some measure succeeded.

Mr. Aimé Boiteau was sent to me by the department as assistant. He arrived in November after having had a trip through western Canada. After he had been here about ten days I sent him to Missoula to work emigration in that quarter, afterwards he went to Idaho Falls, Twin Falls, Pocatello and Boise, Idaho. He has full instructions as to freight and passenger rates and other information necessary for his

## SESSIONAL PAPER No. 25

work, also list of names of parties who had written me from these and other places in Idaho. As letters come in from Idaho I send him the names and addresses and advise him to call on them.

The prospects of a good healthy emigration from my territory looks favourable judging from the correspondence and visitors and I hope my expectation will be realized.

Your obedient servant,

BENJ. DAVIES,

*Canadian Government Agent.*

No. 18.

## REPORT OF GEO. A. HALL.

MILWAUKEE, WIS., March 31, 1913.

The Superintendent of Immigration,  
Ottawa, Canada.

Sir,—I beg leave to submit herewith my report of work done in this district during the past year.

I consider the past year to have been the best in the history of this office. Although the certificates issued this year show a slight falling off from last, I feel sure more people have gone to Canada than ever before. This falling off of certificates is due to the fact that the railroads make a special rate during March and April, which is much lower than I can give on certificates. This year the difference is greater than ever before, as the C. L. S. A. rate has been materially raised and the certificates issued in the future will continue to decrease.

In the southern or older settled parts of Wisconsin, I find less desire than formerly among the farmers to move West. This is accounted for by the fact that dairying, which is the chief business in this district, has been very profitable for the last two or three years, and is getting better every year. Land is also increasing in price rapidly. In the northern or newer part of the State, I find an ever-increasing desire to move to the prairie country. Settlers on the 'cut over' land in this district are realizing the tremendous task they have before them in clearing this land, and after a few years' time are willing to give it up. Some districts I have visited, almost every person is trying to sell out and go to Canada. Those lands have been exploited by land companies and largely advertised, and many settlers have been induced to settle without knowing the difficulties. The land is not so good as the southern part, being as a rule very stony in places and in others very sandy, and the whole country is subject to summer frosts. I think this northern portion of the State will be our most fruitful field for work in the future. The people from this northern portion of the State will make first class settlers for Canada, being energetic, resourceful and capable and having sufficient outfit and money to make a good start.

I have met with more opposition to my work during the past year than ever before. The land companies operating in Northern Wisconsin of course resent the fact that many are moving from there to Canada, and they have gone to great trouble to discredit Canada as a field for emigration. This, however, I think, has not hurt my work very much. I have also the usual opposition from the western and southwestern States to contend with.

4 GEORGE V., A. 1914

On the whole, I think the prospect for the future is good, but fully as much or more work will have to be done to get the people.

Your obedient servant,

GEO. A. HALL,  
*Canadian Government Agent.*

No. 19.

REPORT OF W. S. NETHERY.

TOLEDO, OHIO, April 31, 1913.

The Superintendent of Immigration,  
Ottawa, Canada.

SIR,—I took charge of this Office about the 15th of October, 1912, and was in the office most of the time until about the 14th of December. Since then I have been out through the different parts of this State about half of the time. Correspondence and business generally was favourable, people expressing desire to see our Western Country and asking for literature, rates, etc., until after the flood which worked such disaster in this State. Since then it appears much more difficult to get people properly interested. Some who intended to go, and in fact some of those who had already taken their certificates have returned them and say that because of having been completely impoverished by the flood they have not sufficient amount to take them out of the country at the present time. Business became more active the latter part of May. During the time that I have been here we have issued certificates to 238 people. We find considerable difficulty in getting those who ask for certificates, particularly those who apply by mail, to place any value upon their effects or give information concerning what they intend to take with them. We have sent out 2,805 letters and distributed 4,091 copies of "Canada West."

Your obedient servant,

W. S. NETHERY.  
*Canadian Government Agent.*

No. 20.

REPORT OF J. B. CARBONNEAU, JR.

BUDDEFORD, MAINE, March 31, 1913.

The Superintendent of Immigration,  
Ottawa, Canada.

SIR,—In accordance with the departmental instructions, I have the honour to submit the following report of the work done at this office for the year ending March 31, 1913.

The year 1912-13 shows an increase in every department of the work of this agency. The year started with a rush, more certificates were issued than last year, 122 being given out, this representing about 119 families and about 175 adults and about 40 children who went west with the capital sufficient to get a good start and very few of them came back dissatisfied with the condition of the country.

SESSIONAL PAPER No. 25

During the year I have distributed about 2,500 pamphlets, maps and atlases concerning all the different parts of the Dominion, the majority being about the western provinces and Lake St. John district, also Timiskaming.

I wish to call your attention to the fact that since we have been allowed to do more field work it has been very profitable to the government. Also it has been possible for us to see our people personally and give them better information. It gave us a chance to meet more of them at the same time, and keep after those who are interested in the country. This was done here when the office was first opened, and I believe it has given satisfactory results.

You will notice in the following statement an increase in correspondence and in the demand for information.

Letters received. . . . .	967	against	736	in 1911-12.
Letters sent. . . . .	1,139	"	870	"
Interviews. . . . .	864	"	764	"
Certificates issued. . . . .	122	"	107	"

Your obedient servant,

J. B. CARBONNEAU, JR.,  
*Canadian Immigration Agent.*

No. 21.

REPORT OF J. ALBAN LAFERRIERE.

MANCHESTER, N.H., April 1, 1913.

The Superintendent of Immigration,  
Ottawa, Canada.

Sir,—I have the honour to submit the report of the New Hampshire State office for the year ending March 31, 1913.

My nomination dates from the 1st of April, 1912, but owing to some delays in finding suitable quarters, my office was not opened for business until the latter part of that month.

I began delivering lectures on May 18, 1912, and delivered in all 21 lectures, mostly in the rural districts, every one of which was largely attended and every one present seemingly very much interested, literature being given out profusely at each lecture.

The records of this office show that from May 25, 1912, until March 31, 1913, there were 156 certificates issued, comprising 326 persons, men, women and children, giving the country of their birth as follows:—

242	born in	Canada.
65	"	United States.
10	"	England.
6	"	Norway.
1	"	France.
1	"	Belgium.
1	"	Finland.

It was my privilege through permission granted by the department to read a paper on repatriation before the French Congress held at Quebec on June 20, 1912, and at which were present a large number of Franco-American ministers and journalists from the New England States.

4 GEORGE V., A. 1914

During the fall of 1912 Canadian farm exhibits were shown at the following agricultural shows: Manchester, N.H., White River Junction, Vt., Brattleboro, Vt., Brockton and Fitchburg, Mass., these were visited by thousands of people and very highly appreciated, literature, both English and French being distributed at every one of the above named places.

I respectfully suggest that we should be supplied with varying material at these fairs in order to show the different products of Canada in other lines than the grains and vegetables. In addition to grasses, grain and vegetables, samples of small animals, minerals, fruits, timber, large animals' heads, &c., would make a very interesting display.

Letters received. . . . .	1,899
Letters sent out. . . . .	1,820
Interviews at the office. . . . .	2,927

Numerous applications were made by Canadians who had not sufficient money to pay their passage, and I may say that 50 per cent of those Canadians now inhabiting the United States—owing to the industrial crisis constantly menacing—could be repatriated if it were possible for the federal government to offer some kind of inducement in the way of a loan to those who are anxious to return home again.

I was given the privilege to make a trip in the western provinces during the course of last summer in company with my colleague, Mr. M. A. Bowlby, of Boston. It was indeed of great educational value. I was highly impressed with the fertility and richness of the soil in that country and with the progress and activity of its farming community.

In conclusion I desire to offer my sincere personal thanks to all the officials of the Immigration Branch with whom I have had to deal during the course of the fiscal year.

Your obedient servant,

J. ALBAN LAFERRIERE.

*Canadian Government Agent.*

No. 22.

#### REPORT OF J. B. H. GIROUX.

MONTREAL, April 1, 1913.

The Superintendent of Immigration,  
Ottawa, Ont.

SIR,—During last year, I gave 57 conferences in the United States, principally in the New England states, Massachusetts, Rhode Island, Maine, Vermont, Michigan, Minnesota. I went four times with settlers to Grouard, Alta.; once to Edmonton to open a new settlement. Homesteads taken from April, 1912, to April, 1913, numbered 118. Besides which 25 homesteads taken near Grouard and Prairie River. I sent 5 to Peace River and Dunvegan, and others to Calgary, Edmonton, Morinville, Vegreville, &c.

My custom is to spend Wednesday, Thursday and Friday at my office in Montreal. On Friday night I usually went to the United States where I stayed until the following Tuesday, and so I succeeded by answering letters, advertising in newspapers and by giving personal interviews. I think I conducted to Alberta over six hundred people,



## SESSIONAL PAPER No. 25

almost all from New England states. However, I secured some from Washington, Dakota and California by correspondence. I issued in the United States, 168 certificates for the settlers' rate.

At present time I notice a great interest in the Eastern States among Canadians desiring to come back to Canada. I let the people make their own choice, and direct them where they want to go.

Your obedient servant,

J. B. H. GIROUX,

*Colonization Agent.*

## No. 23.

## REPORT OF J. E. ROBILLARD.

LANORNE, QUE., March 31, 1913.

The Superintendent of Immigration,  
Ottawa.

SIR,—I have the honour to submit my annual report for the fiscal year 1912-13 as immigration agent in the New England States district.

In the early part of the year I made a trip through my district, covering the following States: Massachusetts, Rhode Island and Maine. You have in my weekly reports all details as to the work I accomplished during my stay there, which lasted fifteen weeks.

The country-bred people with agricultural knowledge and inclinations have a general desire to return to the land. They are no longer fascinated by the factory life and salary and are interested in Canada of to-day. A good many of those I have met are saving money in view of returning to this country. Those who have gone left with good sums of money. I have done my utmost as in the past to make Canada more and better known. It is impossible to give the number of settlers I have been instrumental in bringing to Canada, as one meets them but once generally, and when they decide to go they get their certificates from the nearest residential agent whose name appears on the pamphlets distributed. Allow me to say that the travelling agent sows the seed and the resident agent reaps the harvest.

Last fall I was authorized to make a visit to western Canada, covering Manitoba, Saskatchewan and Alberta, but on account of the continued wet weather I had to leave out many places of interest. This trip was of great help in my work, and I cannot thank the department enough in having granted me this favour. I have had the proof that my work has already benefited by it and it cannot but continue.

Correspondence is heavier even than last year, and inquiries this spring are also increasing. The demand for literature continues to increase.

Your obedient servant,

J. E. ROBILLARD,

*Colonization Agent.*

## No. 24.

## REPORT OF J. B. L. BOURASSA.

306 ST. ANTOINE STREET,  
MONTREAL, March 31, 1913.

To the Superintendent of Immigration,  
Ottawa.

SIR,—I beg to submit the report of my work for the year ending March 31, 1913. During the summer months I have devoted my time to visiting our colonization districts, encouraging the newly arrived and accompanying new settlers coming from the eastern United States, where I had delivered lectures during the year. I delivered forty-five of these lectures in the eastern States and six in the Province of Quebec. In all cases the attendance was large and very attentive. After my lecture was over, I had to answer many special questions about the country. I must say that through these eastern States I have visited, the majority of the French population is very anxious to come back and see our new settlements in Canada. In my lectures I have called the attention of my audience to the advantages offered in New Ontario, District of Nipissing, Algoma, Northern Timiskaming and County of Timiskaming, P.Q.

The colonization for the year 1912-13 in New Ontario and Northern Timiskaming, especially the District of Nipissing and Algoma East and County of Timiskaming, P.Q., has been very successful not only as to the number of settlers but also in respect to amount of money invested. During the spring of 1912, delegations from the United States sent by intending settlers came to visit the different settlements and report to those who sent them. I went with them each time that I was able. They were generally satisfied with the country and reported very favourably.

I attend to a large correspondence. This year I have received 755 letters. I have written 806 and I have sent 1,200 parcels of pamphlets and maps.

I have brought about 1,250 souls to Northern Timiskaming, Ontario, who were placed on 233 lots. I have placed families on some 45 lots in Timiskaming, P.Q.; these families include about 325 souls.

Your obedient servant,

J. B. L. BOURASSA,  
*Colonization Agent.*

REPORT OF J. BRUCE WALKER,  
COMMISSIONER OF IMMIGRATION.

WINNIPEG, MAN., June 5, 1913.

The Superintendent of Immigration.

SIR,—I have the honour to submit, herewith, my Annual Report for the fiscal year March 31, 1913.

I am glad to be able to report that the stream of immigration into Western Canada, not only continues with unabated force, but also shows a steady increase over last year. The marked features in the immigration figures are the increased percentage of the number of people from the British Isles arriving in Western Canada, and the improvement in the class of settlers therefrom. At the same time, I would point out that the number of people willing to engage in agricultural pursuits could to advantage be very much increased. In this connection, I would suggest that a propaganda of greater energy be carried on in the Old Country with a view to securing an increase in the number of people who are accustomed to work upon the land, and also of those who are both willing and physically able to adopt agriculture as a calling. It is a regrettable fact that, while hundreds of applications for farm help received at this office every month in the year are unfilled, immigrants who will not accept farm work are tramping the streets of Winnipeg and other western cities in a fruitless endeavour to secure congenial employment. This particularly applies to men who do not wish to accept manual labour, and men who are physically unfitted for hard work, but who are looking for positions in wholesale and retail stores, banks, insurance and railway offices; or as book-keepers, law clerks, accountants, caretakers, porters, bartenders, etc. Men belonging to these classes should be warned by emigration and booking agents that they should be provided with a sum of money sufficient to maintain them for two or three weeks, as considerable time may elapse before they secure work.

The Labour Bureau conducted in connection with the Immigration Halls here finds employment for a large number of farm hands, labourers and domestic servants. The following figures will show its work during the past year.

*Single Men.*

Number of applications received for farm help. . . . .	20,213
“ “ filled. . . . .	11,799
“ “ unfilled. . . . .	8,414

*Married Couples.*

Number of applications received. . . . .	533
“ “ filled. . . . .	243
“ “ unfilled. . . . .	290

*Domestics.*

Number of applications received. . . . .	611
“ “ filled. . . . .	243
“ “ unfilled. . . . .	368

*House-keepers.*

Number of applications received. . . . .	63
"    "    filled. . . . .	31
"    "    unfilled. . . . .	32

The above figures give no idea of the number of verbal applications for domestics received by phone, and personal application at the counter which cannot be immediately satisfied, and of which no record is kept.

For some considerable time, the problem of supplying a sufficient number of farm hands to fill the wants of farmers in Western Canada has yearly become greater, and is one of the most important and difficult to solve which to-day faces the Immigration Departments of the Federal and Provincial Governments. In, at least, one of the provinces (Manitoba) the inadequate supply of farm hands is likely, within a short time, to seriously reduce the acreage which could accrue under more favourable labour conditions. The remuneration paid to experienced farm hands runs from \$30 to \$40 per month for the season of say, seven months; and \$15 to \$20 per month for the balance of the year, with board and lodging. In other words, a man of this class can earn \$350 in cash wages a year; and, when it is taken into account that he pays nothing for board, &c., he is in almost as good a position to save money as a skilled artisan who has a short season's work at regular wages, often loses much time, and pays for board, lodging, &c., the year round. Inexperienced men, who are physically fit and willing to take farm work, can earn \$200 cash wages the first year, and should be able to save, at least, half that amount.

Domestic servants can find immediate employment either in town or country, the wages ranging from \$18 to \$25 per month. It has been found a matter of great difficulty to get domestic help for farmers' wives for two reasons—the totally inadequate supply of young women coming to the country, and the greater inducements offered to those who do come, by people in cities and towns who are in want of their services. I have noticed for some years that a very small percentage of domestics applying for employment here have had any experience of country life, and consequently want employment in towns. If the emigration and booking agents in rural districts in Britain would take this matter seriously in hand, I feel sure that, instead of a few score young women arriving here every year wanting employment on farms, the number could be increased to hundreds. It is a well-known fact that many farmers in this country have rented their farms and gone to live in nearby towns on account of their wives being unable to secure female help. Admitted, the farms are cultivated by tenants, and it would be difficult to show that a decrease of area under cultivation results; at the same time it follows as a matter of course that, if the men who become tenants could not get farms to rent, they would strike out on their own account and establish homes of their own on free lands. There are few towns in the West in which from twenty-five to fifty men and their families who were formerly farmers are not now residing; many of them still young men who are engaged in mercantile pursuits, and may be said to have become attached to the class of non-producers. A large proportion of these men have changed their mode of life under compulsion, and mostly for reasons given above.

Wages of agricultural and all other classes of labourers and domestic servants have increased over 50 per cent in this country during the last ten years; and, as the increase has been a steadily progressive one, the inducements held out to these people should be made to do effective emigration work in the motherland; especially when the advantages accruing from a free grant of land are considered. Besides, on account of the steady increase of shortage of farm hands and domestic servants in proportion to the steady increase in the demand for these people, there is no fear of wages decreasing for many years.

## SESSIONAL PAPER No. 25

It also gives me pleasure to report that the number of settlers from the United States again shows an increase as compared with the previous year. Agricultural conditions and methods in western Canada being almost identical with those of the eastern, middle-west and western States, the people coming from these States immediately settle down to active farming operations, with the result that most of them within two years of their arrival are farming on a comparatively large scale. Their almost uniform success is proving a valuable recommendation to their former neighbours and friends to follow in their footsteps.

During the year, many thousands of settlers have taken advantage of the accommodation offered at the immigration halls in Winnipeg, and at forty odd other points in the West. I am pleased to be able to report that, as a whole, these halls have been efficiently operated by the officials in charge, and have been kept in good sanitary condition.

## CROP YEAR 1912.

In the three prairie provinces spring opened in the first week in April, and seeding was general by the 15th of the month. This is about the average date. By the end of April 50 per cent of the wheat seeding was completed; and, in some districts, about 10 per cent of the oats were sown. During the early part of May, there were frequent showers in Manitoba and Saskatchewan, and also in some districts in Alberta. This provided abundant moisture, but somewhat delayed seeding.

Generally speaking, the rainfall during the first three weeks of June was much below the average, and greatly delayed the germination of late sown grains. The temperature in June was much higher than usual throughout the west.

The excessive rains of July caused a second growth in the wheat fields in many districts which considerably increased the yield, but had a very detrimental effect upon the quality of the grain; and in a great measure, accounts for the large percentage of low grade wheat raised in this country in 1912.

The excessive rains in August and September were also detrimental to the quality of the grain, and, besides did much to delay operations, thereby adding considerably to the farmers' outlay in harvesting their crops.

I have again much pleasure in bringing to your notice the valuable services of the officers and members of the Royal Northwest Mounted Police, both to this department and to the settlers of this country during the year.

In closing my report, it gives me great pleasure to be able to bear testimony to the conscientious and efficient work performed during the year by the officers engaged in immigration work who are under the direction of this office.

I have the honour to be, Sir,

Your obedient servant,

J. BRUCE WALKER,

*Commissioner of Immigration*

## REPORT OF C. W. SPEERS.

BRANDON, March 31, 1913.

The Superintendent of Immigration,  
Ottawa, Ont.

SIR,—In compliance with your instructions I beg to submit you a report of my work in the immigration branch covering the fiscal year 1912-1913.

In this report I will give you merely a synopsis of the more important duties in which I have been engaged as a detail of that work would be too cumbersome for your annual publication.

The greater part of my work during the year past has been in connection with the Winnipeg office, and acting in conjunction with the Commissioner of Immigration, the direction of the work has been through him, and all matters of direct importance have been communicated by him to you at Ottawa; this fact accounts for you not receiving from me, from time to time, various reports in connection with my work in western Canada as it has been my custom to do in past years.

During the early part of the fiscal year 1912, I visited Great Falls, Montana, U.S., and assisted in our immigration propaganda in conjunction with the agent, Benjamin Davies, in portions of that State. On my return to Canada, I was impressed that many of our United States agents, as well as those in other countries, and also in Canada, were not in receipt of the information they should possess to intelligently answer questions relating to Western Canada, and after consulting with the Commissioner of Immigration I proceeded at once to prepare a chart, or guide, with all the attenuating information appertaining to the various land districts in western Canada, and also marking maps of such land districts showing the available lands for homesteads, the best available lands in such districts where settlers could be directed at once for homesteads, and larger settlements colonized; this chart or guide dealt respectively with the various districts pointed out, showing topography of the country, character of the soil, markets, prospective railway construction, and their general desirability and suitability for settlement.

After the preparation of the original of this chart, the Commissioner of Immigration had a number of copies prepared, and placed in the hands of those who were doing our work in other countries, and I am persuaded this put them in a position to answer questions intelligently, and direct people at once to that character or kind of land they were enquiring about.

In the compilation of the foregoing, I also dealt with the hay lands of the country, and also dealt with large areas in various districts that were specially adapted for grazing purposes, and should be devoted to that special purpose. The facts recorded and the areas outlined in the foregoing connection, has doubtless been a benefit to the department, and I am pleased to note the fact that the department has judiciously decided to encourage stock raising through a progressive policy already announced, that will be a great benefit to Western Canada.

The land districts dealt with in the foregoing chart were Winnipeg, Dauphin, Humboldt, Yorkton, Saskatoon, Prince Albert, Battleford, Edmonton, Red Deer, Calgary, Lethbridge, Medicine Hat, Swift Current, Moose Jaw and Estevan. This work incurred a great deal of travel and a great deal of investigation, as the best available country for settlement in all the foregoing land districts was fully dealt with. It took three or four months to complete this work.

## SESSIONAL PAPER No. 25

In September I visited portions of North Dakota, south and east of Kenmare, and induced a number of settlers to come to Canada. They settled south of Swift Current.

At intervals at various times I visited other settlements in Canada to adjust differences, and look into their prospects and prosperity.

In December I visited Chicago, and delivered a series of lectures at the Coliseum in connection with the big Land Show; there was a splendid exhibition of our products shown at this Fair; great interest was manifested, and Canada received much publicity through the good work done by W. J. White and many of the United States agents.

In January, 1913, I again visited Chicago and Omaha, Nebr., doing work in connection with W. V. Bennett, agent in Nebraska, and visiting some German settlers in the vicinity of Lincoln and Melford who intended coming to Canada.

Where it has been my privilege to visit portions of the United States to give information and assist agents in any capacity, I have been impressed with the fact that a great work is being done in the United States; our agents are interested in their work; they are prosecuting a useful propaganda in the display of the natural productions of Canada, in the distribution of useful and carefully compiled literature, and also in their personal earnestness in endeavouring to secure a good class of immigrants for a good country. Our work in western Canada is progressing most favourably, and we are very hopeful for the future. Our settlements of various nationalities, both continental and American, are in a state of perfect contentment, are making good progress, and are very hopeful for the future. We have vast areas of excellent land yet to settle. I might refer to that country north of the Saskatchewan river from Battleford northwesterly to Athabasca Landing; a railroad is projected and partially built through this country, and when completed will not be a colonization road but a carrier bringing out the products of that district.

The country north of the McLeod river, west of the 5th meridian and also south of the Grand Trunk Pacific will receive a large contribution of people, where they can become permanently established and prosperous.

The great open country south of Maple Creek, Gull Lake and Swift Current, is fast filling up to the international boundary. This country will be served by the Canadian Northern railway and the Canadian Pacific railway, which are already partially built and operated.

Much settlement has been going to Peace river in the Grand Prairie regions north of the Smoky river; this is an excellent country, and capable of holding a small empire of people within its fertile boundaries. It has been my privilege to send in supplies to the settlements in that region, first from Athabasca Landing and more recently from Edson; the transport was effected by the actual settlers who came that great journey to receive the goods, and I must record the fact that I never saw a better type of hardy manhood than those pioneer settlers of the Peace River region. They were full of hope, delighted with their new country, and are doing a great work in its initial development.

In conclusion I beg to say that the West is prosperous; there is no destitution; settlements are progressive; the products of the soil bring a good price; the scale of wages is high, and we are entering upon a year which will be one of the most prosperous and progressive we have ever experienced in western Canada.

Your obedient servant,

C. W. SPEERS,

*General Colonization Agent.*

4 GEORGE V., A. 1914

## REPORT OF A. B. WILMOT.

FREDERICTON, N.B., May 1, 1913.

The Superintendent of Immigration,  
Ottawa.

SIR,—I herewith submit my report for the year 1912-13.

I commenced my official duties with the Department of the Interior the 1st of May, 1912. During the months of May, June and July, until my successor at the provincial immigration office, St. John, was appointed, I continued to do the work at that office, namely, the receiving and distributing of immigrants, attending to correspondence and other work incidental thereto.

On August 1, I took up my headquarters at Fredericton, where the work undertaken may be classified as follows:—

1. *Assisting the Provincial Government Farm Settlement Board* to place settlers on unoccupied farms throughout the province. It may be in order for me to briefly refer to the provisions of the Farm Settlement Act, which was passed by the Legislature of New Brunswick, and became law on April 20, 1912.

The Act provides for the appointment of a Farm Settlement Board, consisting of three members.

(a) The Board is authorized to purchase, hold and possess, within the province, real estate suitable for general farming purposes.

(b) To improve the same and to erect houses and buildings thereon, whenever necessary.

(c) To sell and convey to bona fide settlers the said real property, so purchased; at a price not exceeding the cost of said property to the Board, upon the following terms, namely: Twenty-five per centum of the purchase money, if the price being paid for the property purchased is less than one thousand dollars, but if in excess of that sum, then an initial payment of thirty-five per centum, to be paid when possession is given to the purchaser, and the balance in ten equal annual instalments with interest at the rate of five per centum on unpaid balances. The party taking under the agreement may pay the balance any time and get his deed.

(d) The Board is given power to enter into agreements, execute all deeds and other conveyances and documents necessary in the premises; and to make all by-laws and regulations for the purpose of facilitating the objects of this Act, the same to be subject to the approval of the Lieutenant Governor in Council.

The government took authority to place to the credit of the Farm Settlement Board the sum of one hundred thousand dollars for the purposes mentioned in the Act. Some time later the Board was organized and is now carrying on the work of settling the vacant lands. I assist Mr. A. W. Hay, special agent of the Board, in making inspections and valuations of vacant farms, reporting thereon to the Board. I also search titles, draw deeds and agreements, take acknowledgments and do all the work incidental to the transfer of land. In this way, the Board is in a position to offer to intending settlers, clear of any legal expenses or fees whatever, but with an official valuation, the choice of farms, any one of which he may possess, by virtue of the Board's agreement. Applications for ready-made farms are increasing. They are coming from the old country as well as from every county in the province, and are already taxing the efforts of the officials to meet the demand. Besides the inspection of vacant farms, upon request I inspect and report upon any farm in which a prospective new settler is interested. I have inspected twenty-five farms, examined and



## SESSIONAL PAPER No. 25

reported on forty-five titles to farm properties, and put through the transactions in the usual way. The advantages of the Act are available to the native-born as well as to the new settler coming into the province, and not a few farms have been bought by the Board and transferred to a farmers' sons who wanted to commence farming on their own account near the family homestead.

The following is an instance of the working of the Act in this respect: A farmer in Gloucester county had four sons who intended leaving their home because they were anxious to establish themselves independently. They were without sufficient capital to buy farms. The father applied to the Farm Settlement Board for a tract of land near his homestead consisting of four hundred acres. The Board bought the land and divided it into four farms. The initial payment was made by the farmer. Then his four sons went into occupation and are building homes of their own.

2. *Receiving applications for farm help and domestic servants.*—During the winter we mailed application forms to members of the different agricultural societies and to others likely to require help. We have been filling these applications from the provincial government immigration office and from the office of the representative of New Brunswick in London, as well as from the offices of a number of booking agents. I trust that another year our source of supply will be extended, as the demand for help is increasing. In the year 1909, the immigration to St. John through the provincial government office was 303. This year it will likely approach 2,000.

3. *Publicity.*—The importance of proclaiming where it will be heard and noted, the advantages that New Brunswick offers to the intending settler on the farm or the man with money seeking investment is manifest. We are, therefore, distributing literature containing definite information in regard to horticultural and farming opportunities in this province. In addition to pamphlets and other advertising matter, each inquirer receives a personal letter supplying information applicable to his particular case. During the coming six months, it is my intention to take photographs showing farm scenes, the homes of new settlers and other views of interest to the prospective immigrant, wherever he may be. As a part of our advertising campaign, I would like to prepare and circulate a publicity sheet each month, containing a summary of the principal events happening throughout the province during that month. If such a sheet could be printed without delay and mailed to government offices and booking agents abroad, the result would, I think, prove to be far reaching.

4. *Interviews.*—From day to day people seeking information call at this office. Our registrar from December 5 last, contains the names of 250 callers. With few exceptions, these people called on business connected with the office. Such business includes the listing of farms for sale, applications for farms by settlers, applications for valuation of farms, applications for farm labour and domestic help. The placing of immigrants on arrival, applications for literature, general and particular information *re* industrial as well as agricultural openings in the province for capitalists and others.

5. *The placing of immigrants.*—We make a special effort to ascertain what each applicant requires in the way of help, and as far as possible, meet his wishes. One farmer may require a dairyman; another will be better satisfied with a ploughman, and so on. Therefore, we try to avoid a haphazard distribution of labour. Our intention is to send each man where he belongs. This same applies in the placing of families. During the year we located 220 immigrants in different sections of the province.

Immigration is to-day a question of the greatest importance to the province of New Brunswick. The consumers in the cities are equally interested with the producers in the country. To supply help to those who cultivate their lands in order that they may produce more, to encourage others to take up unoccupied but good land, and thus add to the producing force, are the principal objects at which we aim. The figures

4 GEORGE V., A. 1914

that I have given you, indicate the progress that is being made, and what is equally worthy of note is the fact that, with rare exceptions, the families that come here and gone to the land, have remained there, and have no desire to leave the province or their present occupation.

In conclusion I will say, judging from the work that has come to this office during its initial year, that I believe it will become increasingly useful to the people and province, for whose benefit it was intended.

Your obedient servant,

A. B. WILMOT.

*Dominion Immigration Agent for New Brunswick.*

#### REPORT OF A. E. GRAHAM.

GORE BAY, April 1, 1913.

The Superintendent of Immigration,  
Ottawa.

SIR,—The beginning of the work of immigration and colonization on Manitoulin and the North Shore took place in the spring of 1912. I began to investigate the conditions in the district and to form some plan to give relief to the farmers who were unable to secure help, and it soon became apparent that there was a plentiful lack of interest, manifest among the farming communities in the idea of obtaining help from the British Isles or any other source. Farmers had been in the habit of obtaining help from the lumber camps, such help being often unsuited for agricultural purposes through lack of experience and willing only to work during a few short weeks in the summer season and leave for the woods in early autumn.

I immediately began a canvas of the district for applications for experienced and inexperienced farm hands to fill positions upon the farms, and at first met with little success as the farmers were skeptical of ever obtaining help in this way, but after a consistent canvas and considerable advertising in the local newspaper where it was made known that the federal and local governments were both giving assistance to the farmers they began to realize the necessity of applying for help from the mother country with the result that a number have been placed in good positions and applications sent forward for many more which the agent has good reason to believe will be filled in the near future.

#### COLONIZATION.

In this branch of my duties I have found that very little was known abroad about the agricultural resources of Algoma and Manitoulin in particular. I am glad to report that a booklet has been published touching on farming opportunities on Manitoulin island with illustrations of farm and other scenes. This pamphlet was distributed freely among Americans and British citizens at the Industrial Exhibition at Toronto in 1912. A supply was also sent to agents of the department in the British Isles.

During the fall of 1912 I interviewed the mayors and reeves of the towns along the north shore between Sudbury and the Soo with a view to soliciting their co-operation in providing literature for, and defraying expenses of publishing a booklet dealing with farming conditions in that part of the district, with the result that the scheme was favourably received in most places and it was decided to publish a booklet at the expense of the towns, each contributing a proportionate share in payment of the

## SESSIONAL PAPER No. 25

same, this to be done in the course of the spring months of 1913, and when completed, with proper distribution, should prove beneficial as an advertising medium for Algoma.

The work of still further advertising the district was carried on by a united exhibit of Manitoulin and Algoma farm produce at the Industrial Exhibition at Toronto in 1912.

Another collection of exhibits was sent to the T. & N. O. car of exhibits which made a tour of Ontario in the fall of 1912, and from this source Manitoulin reaped some benefit.

During the year 1912 several articles were written and copied into the newspapers in the British Isles dealing with the opportunities for settlers from the mother country.

After a careful inspection of lands available for settlement on Manitoulin, I have found only about one-half of the land under cultivation, many thousands of acres are timbered, while in some cases the wild lands are used for grazing purposes, but in many places the land is not in use at all, being held mostly by private owners and can be bought at very low prices and quite within the reach of settlers with limited capital. The island has been settled in spots and in some cases a number of miles divide the settlements. The lack of shipping facilities during the winter months has been the great difficulty that has faced the farmer and is responsible for so much land remaining unoccupied, as the farmer can raise abundance of produce. Thus it is that there is now open for settlement a great quantity of land on Manitoulin and with the railway nearing completion that connects the island of Sudbury on the north shore, farmers will find an easy outlet for all farm produce.

During the summer of 1912 I made an effort to collect an exhibit of grains and grasses for use in the old country, the collection being made from Ontario. Several localities were visited in quest of suitable exhibits, but it was found, on account of the very wet season, impossible to gather anything that would do justice to the province.

Your obedient servant,

A. E. GRAHAM,

*Colonization Agent.*

## REPORT OF A. ST. GEORGE HAWKINS.

LISTOWEL, Ont., April 30, 1913.

To the Superintendent of Immigration,  
Ottawa.

SIR,—I have the honour to present to you my report for the fiscal year ended March 31, 1913.

My work has been principally in conjunction with the Ontario Colonization Department, through whose efforts much has been accomplished in drawing attention to and promoting settlement of the fertile areas of Northern Ontario.

During the past year the districts comprising what is known as the 'Clay Belt' have chiefly benefited in the obtaining of settlers. Pending the expected opening of the National Transcontinental Railway in the early autumn, settlement has been confined for the most part to those sections of Timiskaming bordering on the Timiskaming and Northern Ontario Railway, the Provincial Crown Lands agencies at New Liskeard, Englehart, Matheson and Cochrane reporting large numbers of land sales. The Crown lands in the Timiskaming District are being offered for sale at a uniform price of 50 cents per acre, one-fourth of which sum is payable

4 GEORGE V., A. 1914

at time of filing application, and the balance in three annual payments. The purchaser is required to perform settlement duties, which include personal residence and the clearing and cultivating of at least ten per cent of his holding, limited to 160 acres, also the erection of a dwelling thereon. By an Order in Council, passed by the Ontario Government last fall, and which has been incorporated in an Act at the recent session of the Legislature, residence by proxy is permitted, in which case twenty per cent of the holding is required to be under cultivation before the patent will be issued. This, it is anticipated, will attract capital and settlers from old Ontario and the eastern provinces, those who have been brought up on a farm being considered the best class of settlers for Northern Ontario, which is principally woodland. In view of the fact that the bush has to be cleared away before farming operations can begin, some experience or knowledge of pioneering work is desirable to ensure success in this district. Immigration from the rural sections of Great Britain and Scandinavia, also from the Northern and Western States, along with a good sprinkling of Canadians, is what is wanted to develop the latent resources of Northern Ontario.

There has been and is still a considerable demand for labour in Government road and railway construction, also in lumbering and mining, and the settlers have found a ready and profitable market for pulp wood while clearing their farms of spruce and balsam. The establishment of large pulp and paper mills in different parts of the northern country promises the settler an income from the time he enters into possession of his land.

As to the agricultural prospects of Northern Ontario, the collections of grains in the straw and grasses which I had the privilege of making last Fall in the Timiskaming, Thunder Bay and Kenora districts, and shipping to the British Isles of the Canadian Emigration service, afforded convincing evidence that both soil and climate are well adapted for profitable farming. Notwithstanding that the season was exceptionally wet, most of the grain matured and was harvested without damage, and timothy and clover, potatoes and root crops generally bordered on the phenomenal.

In the rush to the Western prairies Northern Ontario's advantages as a field for immigration and settlement have been overlooked in the past, but with two more transcontinental railroads now almost completed and intersecting lines crossing the clay belt, a new era of advancement seems to be at hand for the Northland, and it is more than probable that this part of the Dominion will secure a fair share of both British and foreign immigration and interprovincial migration.

Your obedient servant,

A. ST. GEORGE HAWKINS,

*Colonization Agent.*

## REPORT OF CHIEF MEDICAL OFFICER.

W. W. Cory, Esq., C.M.G.,

Deputy Minister of the Interior.

I beg to submit my report as Chief Medical Officer dealing with the medical inspection of immigrant for the fiscal year 1912-13.

The work of inspection has been carried on during the year along lines similar to those instituted in 1904 and continued up to the present. In addition to the ports of entry previously equipped with medical officers in Canada and the United States, a permanent medical officer has been stationed at Portland, Me., during the year.

## SESSIONAL PAPER No. 25

The extent of the medical inspection work is of course measured by the general total of immigrants; but the actual work included cannot be fully appreciated until it is understood that at each ocean port in Canada there is a staff of United States inspectors, who in 1912-13 examined 29,355 persons *en route* as immigrants to the United States of whom for medical or other reasons 3,202 were placed in the detention hospitals at the several seaports of Quebec, Halifax and St. John where they are under the charge of the Canadian medical superintendent.

The following shows the total immigrants detained in the hospitals of Quebec, Halifax and St. John, 1912-13:—

Port.	For Canada.	For United States.	Total.
Quebec .....	1,128	1,333	2,461
Halifax.....	769	1,349	2,118
St. John.....	303	520	823
	2,200	3,202	5,402

The provision at the several ports for the care of detained immigrants while, generally speaking, good, is demanding, however, extensions in several places.

In Quebec, the Department of Public Works is making provision for a large immigration building proper at the port which may be expected to care for a certain number detained for civil reasons; but in view of the large number of detained civil cases en route to the United States, detained for the convenience of the transportation companies, it is hoped that the intended provision for such near to the landing station in a special building will relieve the hospital of a large number of cases hitherto detained there to the inconvenience and detriment in treatment of the immigrants detained for medical reasons.

The same situation has existed at Halifax, where during the past winter the hospital has frequently been overcrowded with detained civil cases. Here, too, the need for quarters for detained civil cases, especially those destined to the United States is so apparent that arrangements are under consideration for securing a building near the port where such may be held for the short time generally required.

The need for a new hospital building at St. John is urgent. The upper part of the immigration building at that port has for some time been used for the detention of medical as well as civil cases, and has this winter been frequently crowded to the detriment of the immigrant and the effective application of medical treatment. It is expected that a proper site conveniently situated will be shortly secured and steps taken to build an hospital of the quality of those already at Quebec and Halifax.

Owing to the notable increase in immigration from Europe and the fact that Montreal is the point toward which immigrants go from the several seaports for distribution, the need for a permanent government building not only for hospital, but also for general immigration purposes as well, has become urgent.

To the end of supplying such need a new building for the double purpose is under construction. As many immigrants destined either to Montreal or other local points frequently are held over in Montreal, the need for immigrants' temporary quarters has for long been apparent. It is to be hoped that this will also be supplied in the new building.

The Pacific coast ports have yearly been growing in importance, and the demand for other than the make-shift rented building at Vancouver has for several years been growing. This is especially so with the yearly increasing number of Chinese landing at Vancouver.

4 GEORGE V., A. 1914

The detention hospital at Victoria has served to some extent to supply the lack at Vancouver; but with new plans generally approved for a new building at Vancouver there is every hope that the increasing demand of the port will be met.

The early completion of the Grand Trunk Pacific will similarly demand the early completion of the detention hospital at Prince Rupert recommended in my last annual report to be erected.

The general work of medical inspection has been carried out with much the same staff as in previous years; but the enormous influx of immigrants, some 10,000 having arrived at Quebec within twenty-four hours, makes it apparent that the limit of efficiency with even an expert and experienced medical staff, may readily be overstepped, wherever such demands are made upon the physical and intellectual capacity of a too limited number of men. It seems more than ever apparent that some systematic means of having a close examination of immigrants by permanent and experienced medical officers on shipboard, supervised and approved as to their work by a medical officer of the department, will be the ultimate solution of a problem yearly more urgently demanding adequate consideration. Quoting from my last annual report, I would again say:—

‘It is apparent that the remedy for such temporary and therefore unsatisfactory service will only be found in making such positions more permanent by better remuneration. Recalling what has been pointed out by myself in former reports and by every officer having had experience at the ports, that the best time and place for observing the immigrant thoroughly is during the seven or more days of the voyage, it does seem as I have suggested before that nowhere could the department improve its medical work so much as by paying a bonus to ships’ medical officers for every voyage made, in which a satisfactory result of their work could be reported by our medical officer at the port of arrival.’

TABLE I.—Statement showing the diseases, &c., for which immigrants were detained at the Ports of Quebec, Halifax, St. John, North Sydney, Vancouver, Victoria, New York, Portland and Boston during the Fiscal Year 1912-1913.

Cause		No. Detained.	Released.	Rejected.	Died.	Remaining.
1. Contagious Diseases.....	Chickenpox.....	1	1			
	Diphtheria.....	1			1	
	Erysipelas.....	5	4			1
	Fever.....	2	2			
	Scarlet fever.....	1			1	
	Measles.....	6	6			
	Mumps.....	4	4			
Totals.....		20	17		2	1
2. General Diseases.....	Alcoholism.....	6	2	4		
	Anæmia.....	3	2	1		
	Adenitis.....	9	3	6		
	Arthritis.....	1	1			
	Cellulitis.....	3	2	1		
	Empyema.....	3	2	1		
	Chilblains.....	1	1			
	Cystic thyroid.....	1		1		
	Laryngitis.....	1	1			
	Meningitis.....	2			2	
	Rheumatism.....	5	5			

## SESSIONAL PAPER No. 25

TABLE I.—Statement showing diseases, &c.—*Continued.*

Cause.		Detained.	Released.	Rejected.	Died.	Remaining.
2. General Diseases	Sciatica	1	1			
	Tuberculosis	18	7	10		1
	Mastoiditis	1	1			
	Totals	55	28	24	2	1
3. Eye Diseases	Trachoma	100	28	72		
	Conjunctivitis	388	348	18		22
	Keratitis	12	10	2		
	Iritis	1		1		
	Ulcer of cornea	2	2			
	Dacryo-cystitis	1	1			
	Cataract of eyes	2	1	1		
	Defective sight	12	3	9		
	Blindness	1	1			
	Observation of eyes	79	79			
	Totals	598	473	103		22
4. Nervous System	Insanity	25	1	24		
	Epilepsy	8	1	7		
	Paralysis	8	4	4		
	Locomotor Ataxia	1		1		
	Feeble minded	21	1	20		
	Imbecility	1		4		
	Mental observation	31	30		1	
	Hysteria	2		2		
	Totals	100	37	62	1	
5. Circulatory System	Arterio sclerosis	3	3			
	Endocarditis	2	2			
	Heart disease	14	1	13		
	Goitre	4	1	3		
	Varicose veins	3		3		
	Totals	26	7	19		
6. Respiratory System	Bronchitis	9	9			
	Pleurisy	1	1			
	Pneumonia	12	12			
	Observation of lungs	6	6			
	Totals	28	28			
Digestive System	Appendicitis	4	4			
	Beri-beri	1		1		
	Gastritis	4	4			
	Herma	15	2	13		
	Hemorrhage of stomach	1	1			
	Totals	25	11	14		
8. Genito-Urinary System	Confinement	13	12		1	
	Gonorrhoea	3		3		
	Hydrocele	1		1		
	Miscarriage	2	2			
	Urethritis	1	1			
	Syphilis	11	1	10		
	Pregnancy	2		2		
	Totals	33	16	16	1	

4 GEORGE V., A. 1914

TABLE I.—Statement showing diseases, &amp;c.—Continued.

Cause.		Detained.	Released.	Rejected.	Died.	Remaining.
9. The Skin.....	Disease of skin.....	3	3	4		
	Eczema.....	3	5			
	Psoriasis.....	2	1	1		
	Pediculises.....	1	1			
	Impetigo.....	1	1			
	Scabies.....	445	445			
	Sycosis.....	1	1			
	Observation of skin.....	3	3			
	Tinea.....	3	2	1		
	Totals.....	468	462	6		
10. Malformations and Diseases of old age and infancy.....	Deafness.....	1	1			
	Deaf and dumb.....	1		1		
	Defective speech.....	1	1			
	Senility.....	7	3	4		
	Macrocephalus.....	1	1			
	Curvature of spine.....	3		3		
	Scoliosis.....	1		1		
	Totals.....	15	6	9		
11. Accidents.....	Di-located hips.....	4	1	3		
	Fractured elbow.....	1	1			
	Fractured knee.....	1	1			
	Burn on leg.....	1	1			
	Loss of arm.....	1	1			
	Injury.....	2	2			
	Wound of scalp.....	4	4			
	Sprained knee.....	1	1			
	Totals.....	15	12	3		
12. Ill Defined Causes.....	High temperature.....	24	23		1	
	Abscess.....	17	15	2		
	Disease of hip.....	3	2	1		
	Seasickness.....	2	2			
	Cerebral hemorrhage.....	1			1	
	Lameness.....	1	1			
	Poor physique.....	69	4	64		1
	General debility.....	7	5	1		1
	Septic infection of knee.....	1			1	
	General observation.....	178	174	1	2	1
	Totals.....	303	226	69	5	3
	Grand totals.....	1,686	1,323	325	11	27

*Class 1.*—This class includes the acute contagious diseases dealt with by the Quarantine Service, and it is of much interest to observe how effective is the work of observation and inspection of immigrants for this class of disease, whether before leaving European ports or on arrival at quarantine. What expense and anxiety are saved to the immigrant, what trouble and delay to the steamship companies and what safety to Canada can only be comprehended by comparisons with oldtime conditions, when the fathers of the present generation of Canadians came to Canada in sailing ships, where sanitation was practically unknown, and where the means by which contagion was controlled was but imperfectly understood and the methods for its pre-



## SESSIONAL PAPER No. 25

vention were undeveloped. But two deaths in hospital in all were recorded, and but one in 1911-12.

Compared with school conditions or others where the herding of hundreds together is inevitable, it is probable that the fifteen thousand immigrants of any busy month of spring, or indeed those of any other month, are the most carefully inspected, of any similar population in any community. It seems unfortunate that the successes of sanitation are only negative by their silence, and that the voice of disease is heard by people only when the epidemic, whose origin has been overlooked, becomes suddenly prevalent.

*Class 2.*—This class, which includes the largest number of those constitutional diseases, marking especially the personal relations of the individual's daily life with his environment and society, stands remarkably constant from year to year. Last year the total detained were 62, and this year there were 55.

That the detentions and rejections are not more, may be considered satisfactory did they not possibly reflect upon the care exercised at the time of medical inspection, since the total deportations for tuberculosis, the most important in this group, have increased from 39 to 61 in a single year. It is not, however, improbable that the greater attention everywhere being paid to this disease, and the increasing number of institutions which such immigrants can reach, accounts in part for this unpleasant fact. That more exact examination of immigrants for this disease is demanded at seaports is apparent if this increasing number is to be arrested; but without better shipboard inspection it would seem as if port inspection of a disease, which in its initial stages demands the most scientific detailed investigation, is not under present methods likely to yield wholly satisfactory results.

Alcoholism seems yearly to have about the same average number of detentions and rejections, and that few afterwards develop is seen in the rare deportations from this cause. Other diseases of the group are too insignificant in number to become the occasion for comment.

*Class 3.*—The class of eye diseases has in recent years from the medical standpoint lost much of its practical interest. Yearly the number detained on account of trachoma seem to decline; and it is fair to assume that the reflex influence of the immigrant who has come *through the fire* and who has warned his friends in Europe to be cleaned up before he too runs the gauntlet, is the most potent factor in the steady decline. Of course this warning is effective equally for inspection by medical officers of the steamship companies at the ports of departure from Europe. Trachoma has decreased from 187 to 100 detentions and 100 to 72 debarred, but conjunctivitis slightly increased in number. All other diseases are either too few or too indefinite to demand any reference.

*Class 4.*—Whether due to greater acuteness during inspection, or not, the satisfactory fact stands prominent that 25 cases of insanity compared with 14 in the previous year were detected, and all but one were rejected, while epilepsy shows the same number in each year detained, but two were rejected this year, while there were fewer feeble-minded detained. It may be that the increasing number to be examined on any one occasion has so increased that the time given for observing individuals as to mental development is small; but in view of all that it means to the country, an expert inspector on nervous diseases might well be employed and be highly paid. Not infrequently the aftermath of feeble-mindedness is the imbecile infant of unknown parentage and the saddling of indifferent communities with a legacy of future trouble, only now beginning to be appreciated or understood.

The situation is so serious as to demand an immediate and prompt measure for the remedy of more and better inspection in this class of cases.

4 GEORGE V., A. 1914

*Class 5.*—Which includes diseases of circulation necessarily will have few discovered cases in a class of persons in large percentage young in years. The same number, 14, was detained for suspected heart disease as last year, and more than twice as many rejected; the same number of goitre cases were rejected, while both arterio-sclerosis and endocarditis cases seem to indicate closer inspection.

*Class 6.*—The more than double cases of diseases of respiration detained would indicate either closer observation, or since most were pneumonia, the greater prevalence of a disease so serious as to make oversight by the ship's medical officer very unlikely. The possible relationship of these cases with tuberculosis may also explain the apparently greater attention to diseases of respiration.

*Class 7.*—Each year shows greater attention to hernia, a disease likely to render men dependent on manual labour helpless and make them a public charge. There were 13 cases rejected as compared with eight in a previous year. The appearance of beri-beri in the list of detained cases indicates how the growth of trade with the Orient tends to introduce diseases not hitherto known in Canada. The fashionable appendicitis has slightly increased its quota, there being four cases to one last year.

*Class 8.*—The increase in cases of confinement in our ever increasing total of immigrants must naturally be looked for as an incident inevitable to the travel of whole families; but the occurrence and detection of eleven cases of syphilis as compared with four last year marks the association with this large immigration of dangers not separable from the immigration from old lands, which are its too common source.

*Class 9.*—Associated with the general advance in type of immigrant and in keeping with better inspection prior to sailing we may fairly expect to find a notable falling off in cases of skin disease. Of all, those of scabies is by far the most numerous; while the decline in tinea or ringworm is notable. The care with which European inspection is carried out may fairly be measured by the absence of a single case of favus from the list of detained cases.

*Class 10.*—This group of indefinite causes includes chiefly senility which with seven cases detained indicates fairly the few persons of advanced years starting out as immigrants. In most cases such are old persons coming with their children, and the best guarantee that they will not become a public charge is the fact that their children gladly pay the cost of transportation.

*Class 11.*—This class, including accidents, is never large nor well defined, and includes only fifteen, mostly not severe.

*Class 12.*—This class of ill-defined causes could be lessened by placing one or two diseases in other classes, but the terms given for several diseased conditions are too indefinite to enable more precise arrangement possible.

The rejections, however, few as compared with previous years, can only be considered satisfactory as being the measure of the careful selection of immigrants whether in Europe or at ports of entry, when tested by their relation to the number of deportation during the year.

SESSIONAL PAPER No. 25

TABLE II.—Giving Deportations by Nationalities for Fiscal Year 1912-13.

Australian. . . . .	2
Austrian, N.E.S. . . . .	30
Bohemian. . . . .	2
Bukowinian. . . . .	1
Galician. . . . .	9
Hungarian, N.E.S. . . . .	5
Ruthenian. . . . .	7
Belgian. . . . .	4
Bulgarian. . . . .	2
Chinese. . . . .	16
Dutch. . . . .	13
French. . . . .	26
German, N.E.S. . . . .	25
English. . . . .	387
Welsh. . . . .	7
Scotch. . . . .	118
Irish. . . . .	47
West Indian. . . . .	26
Hebrew, N.E.S. . . . .	15
Hebrew, N.E.S. . . . .	2
"    Russian. . . . .	5
"    Polish. . . . .	1
"    Austrian. . . . .	5
Italian. . . . .	17
Newfoundlander. . . . .	5
New Zealand. . . . .	1
Polish, N.E.S. . . . .	8
"    Austrian. . . . .	2
"    Russian. . . . .	12
Roumanian. . . . .	7
Russian. . . . .	29
Finn. . . . .	14
Spanish. . . . .	1
Swiss. . . . .	12
Servian. . . . .	1
Danish. . . . .	5
Swedish. . . . .	20
Norwegian. . . . .	21
Turk, N.E.S. . . . .	2
Armenian. . . . .	1
U.S.A. citizens. . . . .	377
Maltese. . . . .	1
Hindoo. . . . .	1
Montenegrin. . . . .	2
Total. . . . .	<hr/> 1,281

The disproportion of deports to the total immigrants in the cases both of the British and those from the United States has been noted already; but nowhere does the fact stand out so prominently as in this table of total deportations.

The remarkable fact is brought out in the table that 26 West Indians in a total

of 398 were deported. Most of those are coloured domestic servants, who as given in the analysed tables, were in large part deported as public charges. Their ineffectiveness as citizens is measured when the deports stand to the total as 1 to 15.

I have in previous reports drawn attention to the remarkably few deportations in the several nationalities from which we draw our largest proportion of farm and railway labour. Thus in 21,875 Slavie Austrians, which term includes Galicians, Bukowinians, Hungarians, Slovacs, &c., there were but 54 deportations from all causes, or 1 in 405; of 16,601 Italians, there were but 17 deported, or 1 in 976, while of 18,623 Russians, only 29 were deported, or 1 in 642. Further, of 4,616 Bulgarians, only 2 were deported. On the other hand, of 2,755 French, 26 were deported, or 1 in 106 and of 246 Swiss, there were 12 deported, or 1 in 20; and of 2,477 Swedes, there were 20 deported. A close comparative scrutiny of this table and that of deportations by causes points, with much probability as the explanation of these remarkable variations, to influences which, to the casual observer, are not discoverable. Several years ago it had been noticed in these statistics, that for the few Danish immigrants, an excessive number had been deported of the criminal class. From the small total, it is apparent, that neither France, Switzerland nor Sweden, is a country where any active emigration propaganda at present exists; and it is very probable that the large number of these deports are of a class who have left their own country for some criminal or at least unsocial reason, which is well worth more minute enquiry. Without forming conclusions based on too limited a range of statistics, the facts brought out would seem to justify the impression that in a total now reaching nearly half a million immigrants annually, inducements of a financial nature become possible and opportunities exist for the establishment of a system whereby the criminal, immoral and vagrant class from across the ocean can be transferred to Canada as has been to the United States, through agencies which trade in vice and immorality, in a manner similar to that which brings undesirables from the United States to Canada or from Canada to the United States. The profits of such illicit traffic have been shown to be so enormous that the refinement of methods for obtaining their admission through ports of entry has far exceeded the ordinary means taken for its discovery or prevention; but the social problems involved, the moral issues created and the physical effects produced, are all so far reaching and the national interests at stake so great, that inasmuch as the physical quality of the immigrant underlies every other, I have no hesitation in urging that no task, however arduous or unpleasant, and no expense however great, should deter those responsible for this mighty flood of immigration, with all its potentialities for good or evil from exerting in every country whence it is flowing, every energy in seeing that the known criminal and the publicly immoral as well as those mentally and physically undesirable in other respects are prevented from taking passage or if *en voyage* that their antecedents and actions be investigated; and finally that an accurate inventory of certain individuals going to known questionable destinations be kept and that an intimate co-operation be established between immigration officials and official and other recognized philanthropic and social agencies in at least the larger centres where immigrants go. When it is recognised that the Immigration Department at Washington has a special Bureau devoted to such investigation and agents in eighteen States, has the closest official relations with the local authorities in two hundred and fifty cities and has catalogued the physical characteristics of some 20,000 persons under supervision, it seems quite evident that Canada with at least half the immigration, has arrived at the second stage in her immigration work, viz: that of following up to some extent the subsequent lives and fortunes of, at least, some of the hundreds of thousands who have been encouraged to make Canada their place of residence and for many, indeed, their home.

Our future demands that the springs, which become streams of immigration, be as pure at their source as is in practice possible; that beginning on the rural hill-

## SESSIONAL PAPER No. 25

side the source be not allowed to become seriously polluted by flowing through the purlieus of mighty cities, before reaching Canadian shores; and further, even more, that reaching their destination here, every official agency, federal, provincial and municipal, be concentrated on the problem of how with the assistance in social ways of an intelligent and directly interested public, we shall not only strive to have the stream of the highest possible purity on its arrival in Canada, but also where necessary, purify it by not only filtering out, if need be, contaminating agencies and by making limpid through every social and christian influence, the streams which are determining so largely the quality of the waters in the sea of Canadian life.

Respectfully submitted,

PETER H. BRYCE,  
*Chief Medical Officer.*

## REPORT OF TRAVELLING INSPECTOR T. B. WILLANS.

OTTAWA, March 31, 1913.

Superintendent of Immigration,  
Ottawa.

SIR,—I beg leave to submit my fifth Annual Report.

It is with regret I have to report that on the 24th of July last my fellow Travelling Inspector, H. G. Herbert met with an untimely death on the ferry plying between Windsor and Detroit, being shot by a party who had been refused admission to Canada. This fatality occurring on the American side of the river, the culprit was later tried in the court at Detroit and condemned to penal servitude for life.

Some few weeks afterwards I recommended that in view of the large territory which the late Mr. Herbert and myself had to cover, and the growing importance of the border work that two additional travelling inspectors should be appointed, and what had formerly two districts should be divided into three.

This recommendation met with approval and Messrs. Reynolds and Searth were appointed to fill these positions. I spent some time visiting the more important Border points in company with Messrs. Reynolds and Searth giving them information and assistance with reference to the nature of the work.

The district under my charge extends from Montreal to the Atlantic Ocean. There are 37 ports in this territory, the more important ones being Highwater, Beebe Junction, Noyan Junction, Coaticook, Rouses Point, St. Albans, Malone, McAdam Junction and St. Stephen. These ports are in charge of 29 regular immigration inspectors and 18 Customs officers who act as immigration inspectors. Owing to the increase in traffic, additional officers have been appointed at several of my ports during the past year.

The number of admissions and rejections in my district during the past twelve months were, admissions 26,410, rejections 2,333. The largest number of admissions at any one port was at McAdam Junction, N.B., namely 5,762, whilst the port of Rouses Point, N.Y., had the largest number of rejections, namely 863.

During the year the total number of admissions along the border from the Atlantic to the Pacific reached the record number of 139,009, and the rejections during the same period numbered 17,439, as compared with 133,710 admissions and 22,033 rejections during the previous year.

The smaller number of rejections during the past year as compared with the preceding year is probably due to the following reasons,—(a) The transportation companies and the general public are now better acquainted with the requirements for

4 GEORGE V., A. 1914

entry to Canada, (b) owing to the great demand for railway and general labourers the money and direct passage qualifications were relaxed for several months thus allowing a number to enter who under other circumstances would have been rejected, and, (c) on account of the war in Europe causing a large number of foreigners to go home from the States who otherwise, probably, would have attempted to have gained an entrance to Canada.

I have visited all parts of my district during the year and have made a good many extra trips to the more important ports. I am pleased to be able to report that the inspectors are paying strict attention to their duties, are clean and neat in their appearance and are endeavouring in every way to carry on their work to the satisfaction of the department, and so far as I am aware with no serious complaints from the general public.

In view of the fact that immigration inspectors do not receive any extra pay for overtime, Sundays or recognized holidays, such as officers in some of the other departments do, I would again urge that very careful consideration should be given in selecting only such men who are fully qualified for the position which should carry a good salary, as an inducement to become efficient in the performance of their duties.

Owing to the increased cost of living, the responsibility of the position of a border inspector and the kind of men required for such a position, I consider that \$1,000 per annum should be the minimum salary, with the understanding that if their work and conduct are satisfactory they would be entitled to a stated annual increase up to a maximum salary to be decided upon by the minister.

Every one must admit that the work being performed by the Canadian Immigration Inspectors is just of as an important a character as that being done by the American inspectors, particularly so when there is taken into consideration the difference in the population of the two countries, the large industrial centres in close proximity to the Canadian border, where naturally there will always be a floating population of very undesirable characters, and the fact that a large proportion of the immigration to the United States to-day is from Southern Europe.

In the majority of cases at the various border ports the American officers outnumber the Canadian, doing practically the same amount of work whilst the salaries of the former are much larger.

From my experience travelling up and down the border during the past six years, coming in contact as I have done with thousands of persons seeking an entrance into Canada and in view of the vast increase of immigration at our Canadian ocean ports, it seems to me that the time has now arrived when the department might consider the advisability of imposing a head tax on persons entering Canada via the United States excepting British subjects and American citizens. Such a tax would in my estimation have no serious effect on the immigration of those nationalities whom the Canadian government are endeavouring to induce to come to this country, whilst it might have some good effect on those to whom no encouragement is extended, and it would at the same time be a substantial source of revenue.

In addition to the regular work of inspecting passengers on trains and boats special attention has been given at some of my ports to rounding up tramps and hoboes riding on freight trains and those found on the railways. Good results have been accomplished and the residents in those particular districts have very much appreciated this phase of the work.

Two of the most troublesome matters with which the officers have to contend, are where passengers who are supposed to be in transit from one American port to another, having through tickets in their possession and yet whose real intention is to drop off at some small place in Canada, and persons claiming to be coming in on a visit of a few days to friends but who are really using such an excuse to obtain an entrance with the intention of remaining. Many such cases as these have been fol-

## SESSIONAL PAPER No. 25

lowed up by the officers and the parties have been arrested and returned to the States, but one can easily see how difficult a matter it is to watch all such cases.

During the past winter I again had charge of the inspection of the Canadian bound passengers arriving at Portland, Me. The volume of immigration via Portland to Canada has increased enormously during the past few years, as the following figures will show. In 1911, 5,529 passengers arrived at Portland destined for Canada, in 1912, 12,386 arrived, while from the numbers who have already arrived this season indications are that over 20,000 will arrive at that port whose destination is Canada. There have been regular sailings of the White Star, Cunard and Allan lines from Liverpool and Southampton, and also several ships of the Canada line from Hamburg and Bremen, and two of the Austro-American line from Trieste.

The immigrants arriving have been of a splendid type, a large proportion being British, while most of the foreigners were Russians, Austrians, Germans, Swedes and Belgians. The Portland press, the American officials and the general public have been loud in their praise of the quality of immigrants arriving at Portland for Canada.

The accommodation in the immigration building, owned by the Grand Trunk Railway at Portland, as I pointed out in my last year's report, is totally inadequate for handling such a large number of immigrants, but assurances have been given by the authorities of that company that new buildings with every modern convenience will be erected during the coming summer.

With the hearty co-operation of the American immigration officials at Portland much has been done for facilitating the inspection of the Canadian passengers, and I would like to take this opportunity of expressing my appreciation of the many courtesies extended to me and the assistance rendered me by the American officials, and by the representatives of the different transportation companies.

Dr. Elliott, who was formerly at Ellis Island, N.Y., has had charge of the medical inspection of the Canadian passengers, and in the civil inspection of the passengers I have had the assistance of my relieving border inspectors, Messrs. Congdon, Moquin and Stahl, and also Max von Laszewski, an interpreter from the Quebec staff.

This portion of my work has proved to be of a very interesting nature, and when new buildings are completed and other improvements made for better handling Canadian immigrants, I trust much will be added to the efficiency of the work and the comfort of the passengers.

Allow me to express to you my appreciation of the consideration you have given to the suggestions and recommendations made by me during the year.

Your obedient servant,

T. B. WILLANS,

*Travelling Immigration Inspector.*

4 GEORGE V., A. 1914

## REPORT OF TRAVELLING INSPECTOR M. B. SCARTH.

OTTAWA, April 1, 1913.

The Superintendent of Immigration.

SIR,—I have the honour to submit my first annual report as Travelling Immigration Inspector.

I was appointed on the 26th of last August, taking up the territory of the late Mr. Herbert, known as the Central Border District, which included all the ports between Toronto and the Manitoba Boundary. Previous to the month of October the Boundary was divided into two districts, but owing to the immense stretch of territory to be covered, and the number of ports to be visited it was considered advisable to divide the territory into three districts. I was allotted the portion between Port Burwell and Montreal. I think I may safely say this change has added materially to the efficiency of the inspection and proved beneficial both to the Travelling Inspectors and the Border Staff generally.

I commenced my official duties on the 1st of September and in visiting the larger and more important ports in my district I was accompanied by Travelling Inspector Willans whose advice and experience enabled me to grasp more readily the general routine of border work.

With only nine months actual experience in border work it is impossible for me to add much to what has already been said in the previous, extensive and interesting reports of my predecessor and my co-worker, Mr. Willans, but I submit the few following facts that have come directly under my own observation and which I consider of great importance so far as this branch of the service is concerned.

Owing to the increase in the volume of work at the larger ports, the demand for extra help was most insistent, and several new appointments have been made at the ports of Niagara, Bridgeburg and Fort Erie. It was also deemed advisable to station an inspector at Charlotte, N.Y., for the summer months. This officer will examine all the passengers going direct to Cobourg, also all those travelling between Charlotte, Toronto and other Canadian ports on the St. Lawrence river. His presence at Charlotte will relieve the smaller ports of extra responsibility, will be a great convenience to the steamship companies, and tend to make the inspection on the border more efficient than ever.

On March 31, 1913, there were 62 immigration inspectors on duty in my district, 36 of them regular immigration inspectors, the other 26 being customs officers.



## SESSIONAL PAPER No. 25

The following table shows the total number of rejections and admissions in this district, also the number of officers and the different ports they are assigned to:—

Name of Port.	Regular Immigration Inspectors.	Customs Immigration Inspectors.	Total Number of Inspectors.	Immigrants Admitted.	Immigrants Rejected.
Belleville.....		1	1	7	
Bridgeburg.....	5		5	2,741	1,220
Brighton.....		1	1		3
Brockville.....	1		1	201	3
Comin's Mills.....	1		1	87	4
Coruwall.....	1		1	112	79
Cobourg.....	1		1	18	5
Crystal Beach.....	2		2	8	262
Deseronto.....		1	1	10	2
Dundee.....		1	1	19	8
Erie Beach.....	1		1		2
Fort Erie.....	2		2	189	234
Frelighsburg.....	1		1	37	
Gananoque.....		1	1	47	
Hamilton.....	1		1		
Hemmingford.....	1		1		
Iroquois.....		1	1	12	
Kingston.....		5	5	9	3
Lewiston.....	2		2	200	29
Megantic.....	1		1	398	16
Morrisburg.....		1	1	38	9
Niagara Falls.....	12		12	4,697	3,237
Pictou.....		2	2		
Point Alexandria.....		1	1		1
Port Colborne.....		1	1		
Port Hope.....		1	1	6	
Port Dover.....		1	1	6	
Port Dalhousie.....		1	1	6	
Port Stanley.....		2	2		
Prescott.....	3		3	607	87
Queenston.....		2	2		
Rockport.....		1	1		
Charlotte.....		1	1	13	
Toronto.....	1		1	19	18
Wind Mill Point.....		1	1	2	5
	36	26	62	9,789	5,230

It will be observed that the rejections in the larger ports show a material decrease compared with those of the preceding year, this I think is due to the conscientious and painstaking efforts of our officers which has undoubtedly tended to discourage the incoming of undesirables. It would be impracticable to report the work during the year of each port in this territory, but in support of my statements with reference to the careful watch kept by your officers, I submit the following report showing the number of prosecutions and a few of the important cases dealt with at the ports of Niagara Falls and Bridgeburg.

At Niagara there were 71 convictions, the fines amounting to \$1,412, of which \$1,062 were paid. Several attempts were made by aliens to obtain illegal entry to Canada by crossing the Niagara river some distance above the falls, and in one case seven aliens who crossed over in a launch were arrested on landing on the Canadian side, prosecuted, and a conviction secured.

A somewhat bolder attempt was made by an Austrian from Buffalo, to land 13 of his countrymen at Niagara Falls. This man and his party represented to the inspector at the upper steel arch bridge, that they were tourists, and they were accordingly permitted to enter Canada through Niagara Falls. They promptly engaged

4 GEORGE V., A. 1914

autos and proceeded to St. Catharines, travelling from there to Hamilton where they were arrested the next day. The alien responsible for the illegal entry is now serving a term of one year's imprisonment.

At Bridgeburg 107 convictions were secured, the total aggregate of fines paid amounting to \$1,270, the particulars of convictions being as follows: Eluding examination 7, escaping custody 1, freight traffic and other stowaways 25, misrepresentations 38, rowboat and launch 3, held return portions of tickets which had been purchased by friends in Canada 6, held through tickets (Buffalo-Detroit) intending to leave train in Canada 3, landing and attempting to land prohibited immigrants 13.

Speaking of this phase of the work, I desire to state, that while I believe in prosecuting to the full extent of the law, every case of deliberate violation of the Immigration Act, there are many instances where illegal entry is obtained through lack of understanding on the part of the emigrant, of our laws, language, and methods, and in these cases to my mind a warning is sufficient.

During the past year a very necessary addition has been made in the Detention Building at Bridgeburg. The Michigan Central Railway has erected two new detention rooms with lavatories, also a separate examining office; these quarters are exceptionally well furnished, their completion fills a long felt want and greatly facilitates the work of the inspectors in the performance of their duties, and the better class of immigrants detained find the conditions much more congenial. Small and comfortable offices have also been provided at Brockville and Charlotte.

Practically all the ports in my district, where detention rooms were thought necessary, are now well provided for. Several communications have reached the department with reference to the smuggling in of aliens, and undesirables in certain parts of this territory, principally on the Niagara river between Niagara Falls and Bridgeburg. The majority of men engaged in this smuggling traffic are not only shrewd but dangerous men, and the ways and means employed by them are so well planned that it would require an army of inspectors to efficiently patrol this great stretch of water front. I may say in this connection that a patrol has been used from time to time at certain points where we had reason to believe these smugglers were operating and immigration officers have rendered excellent service by their intelligent and untiring efforts in endeavouring to check it. Several very clever arrests were made, and in every case, much to the credit of the inspectors, a conviction has been secured.

Your inspectors continue to have trouble with emigrants who, not being admissible to this country, purchase tickets reading from one point to another in the United States, and leave the train at some small Canadian town. The following quotation taken from a report of an inspector-in-charge, speaks for itself:

'There is no doubt in my mind that this way of gaining illegal admission to Canada is carried on to a great extent, inspectors have frequently followed passengers whom they suspected were not going to the place in the United States where their ticket read and discovered that they left the train at a point in Canada. All of these parties were arrested and charged with the violation of the Immigration Act, and we had no trouble securing a conviction.'

The fraud and deceit practised by undesirables takes many forms, and officers must be on the alert to keep pace with them. It is quite evident they find our country a very desirable 'Land of Promise' if one may judge from the repeated attempts to evade our officers and enter Canada even after being rejected.

Under instructions from the department, I have made several investigations of Chinese firms, where their status as a bona fide merchant within the meaning of the Act seemed doubtful, and as a result several fraudulent applications were uncovered. It is my belief that some clearer definition should be given as to what constitutes a 'merchant' within the meaning of the Act. Practically all the Chinese firms in the larger eastern Canadian cities have a registered partnership running

## SESSIONAL PAPER No. 25

all the way from 8 to 20 members, and I feel convinced that in the majority of cases the business of the firm does not warrant a living to each member, and that these partnerships exist solely for the purpose of evading the head tax, and thereby defrauding the government.

The foregoing remarks bear testimony to the immense importance of this branch of the service. The evils which would result from slackness in the vigorous enforcement of the Immigration Act are self evident. Our friends across the line freely admit that many of the problems confronting them to-day are directly due to lack of proper methods and precautions in the early days. Canada has profited by their experience, and if the Act is rigidly and intelligently enforced we should have nothing to fear from the stream of humanity which pours into our country in ever increasing numbers. It is for this reason that I would strongly recommend that special stress should be laid on past recommendations that none but young, active and intelligent men be assigned to duty on the border. Efficient examination demands that the inspectors must be exacting in their investigations and strict in the enforcement of the law without giving unnecessary offence. They should also use tact and courtesy in dealing with the newcomers, realizing the disadvantage under which many of them are placed in a strange land. Illustrating the tremendous importance and difficulties of border inspectors at Niagara Falls. I might mention that during the year under review 2,500,000 passengers crossed the upper steel bridge at Niagara Falls being an increase of nearly 200,000 over the preceding year. In addition to the above there is another passenger bridge and two railroad bridges over which a daily average of 18 trains enter Canada.

From personal observation on the many visits I have made to the ports in my district, I am convinced, that speaking generally, it would be hard to find a more conscientious, hardworking and faithful staff of officers than those under my supervision. The fact that men of their calibre find it difficult to live comfortably under existing conditions is in my opinion the best argument that the present rate of salary is entirely too small to meet the increased cost of living, and I would respectfully recommend for your favourable consideration that the minimum salary paid to border inspectors be \$1,000 per year, with the proviso that all appointments be made for a probationary term of three months.

I am especially indebted to the inspectors-in-charge at the various ports. The excellence of the past year's work is largely due to their intelligence and untiring efforts.

The travelling public have now a pretty thorough understanding of the real purpose of immigration inspection, and resentment on the part of passengers to questions asked by our officers is extremely rare, but on the contrary they have often evinced a willingness to assist the inspectors.

It is with pleasure I am able to report that no complaint of a serious nature has been made against the officers in my territory, the few charges that have been made, proved on investigation, to be more errors in judgment rather than any intended breach of discipline.

It is gratifying to report that the most cordial relations and co-operation continues to exist between the immigration officers of the United States and our country. I cannot speak in too high terms of the courtesy and friendly spirit displayed by the American inspectors to myself and to all our inspectors who have any dealings with them. The provincial and municipal police also work in complete harmony with our inspectors, and have rendered valuable aid during the past year.

In conclusion I desire to express my appreciation of the consideration you have given my suggestions, and the kind assistance rendered me by the various members of your staff.

M. B. SCARTH,  
*Travelling Immigration Inspector.*

4 GEORGE V., A. 1914

## REPORT OF TRAVELLING INSPECTOR D. H. REYNOLDS.

OTTAWA, June 1, 1913.

The Superintendent of Immigration,  
Ottawa.

SIR,—I beg leave to submit my first report since entering the Immigration Department.

I began the discharge of my official duties as travelling inspector on October 15. last. After visiting a number of the more important ports in company with Travelling Inspector T. B. Williams and passing a written examination on the Immigration Act, I was apportioned the territory extending from Port Burwell, Ont., to the Manitoba boundary. Formerly it extended from the Manitoba boundary to the Atlantic and was in charge of two travelling inspectors. As the ground to be covered was found to be too extensive for thorough inspection it was deemed advisable to divide the territory into three districts. The change has proven most beneficial, both to the service and to the inspectors, as it has resulted in more frequent visits to the various ports.

The following table shows the number of regular inspectors and ex-officio inspectors in my district:—

—	Regular Immigration Inspector.	Custom Ex-officio Inspector.
Amherstburg.....	..	1
Blind River.....	..	1
Bruce Mines.....	..	1
Collingwood.....	..	1
Courtwright.....	..	1
Cutler.....	..	1
Depot Harbor.....	..	1
Fort Frances.....	6	..
Fort William.....	1	..
Goderich.....	..	1
Kingsville.....	..	1
Little Current.....	..	1
Midland.....	..	1
Owen Sound.....	..	1
Parry Sound.....	..	1
Port Arthur.....	1	..
Point Edward.....	..	1
Port Lambton.....	..	1
Rainy River.....	2	..
Rondeau.....	..	1
Sarnia.....	5	..
Sault Ste Marie.....	5	..
Sombra.....	..	1
Thessalon.....	..	1
Walpole Island.....	..	1
Windsor.....	11	..
	31	19

As will be observed the more important ports are Windsor, Sarnia, Sault Ste. Marie, Fort Frances, Port Arthur and Fort William.

The total number of admissions and rejections at the above-mentioned ports during the fiscal year ending March 31, 1913, were: Admissions, 23,777; rejections,

## SESSIONAL PAPER No. 25

4,772. A glance at these figures as compared with those of the preceding year will convince you of the growing importance of the border work, particularly at the more important ports, as the following table shows:—

	Admissions.	Admissions.	Rejections.	Rejections.
	1912.	1913.	1912.	1913.
Windsor.....	4,816	6,476	2,614	3,523
Fort Frances.....	6,189	6,789	827	257
Sault Ste Marie.....	4,935	5,440	1,024	514
Sarnia.....	2,595	3,290	531	455

These figures are conclusive evidence that the inspectors are endeavouring to fulfil their duties intelligently in admitting only those persons who are welcome additions to our population, and rejecting those who are looked upon as undesirables.

From information elicited from the staff, I understand that the yearly traffic on the ferries alone plying between Windsor and Walkerville and Detroit is over three million passengers. In addition to the ferry service there are twenty-one daily passenger trains entering Canada at this port from the United States. The arduous duties entailed covering the traffic is performed by a staff of eleven inspectors.

Similar conditions prevail at other ports. For example, there were more admissions at Fort Frances, Ont., than at any other port east of Winnipeg. This is due in a measure to the great influx of immigrants from the State of Minnesota destined to points in the Canadian West.

At Sault Ste. Marie, owing to the large industries and the close proximity to railroad construction camps, numerous persons of undesirable character are constantly and persistently endeavouring to gain admittance to Canada, but I am pleased to report that, owing to the careful watch maintained by our inspectors, splendid results have been achieved in curtailing this traffic.

Owing to the increased volume of business at Sarnia, both by train and steamer, it was found necessary to increase the staff at that port by the appointment of an additional inspector.

Suitable offices and detention buildings have been erected, furnished and equipped by transportation companies at the chief ports in my district. A marked improvement in the class of these buildings has taken place in my territory during the past year, and the majority of the transportation companies evince a willingness to comply with all reasonable requests of the department in this regard.

Although being engaged in this work but a comparatively brief period, I am thoroughly convinced of its growing importance and of the responsibility attached to the position of a border inspector. Too much care in my judgment cannot be exercised in selecting proper persons to fill such positions. What is required is active and courteous officers who are gentlemanly in their manner and appearance and capable of showing discretion and good judgment in dealing with the travelling public. It cannot be too clearly emphasized that border inspectors should be appointed for a probationary period of three months, at the end of which time they should be called upon to pass a written examination on the Immigration Act, and the permanency of their employment should depend upon the successful passing of that examination coupled with the manner in which they performed their duties during the probationary period. To secure this class of men reasonable salaries should be paid and everything done to encourage officers to put forth their best efforts.

From frequent visits to the various ports I am pleased to inform you that the officers are taking an active interest in the work. In view of the increased number of admissions and rejections the inspectors are to be congratulated upon the manner in

4 GEORGE V., A. 1914

which they discharge their onerous duties. So far as I am aware, since assuming control of this district, only one complaint has reached the department with reference to the work or conduct of any inspector. The charge was investigated and I am pleased to report that the officer was exonerated.

From information furnished me by the inspectors, I understand that the general public offer little or no objection to questions asked them by the officers, and when objection is raised the only persons who object are our own Canadian citizens. While an officer can have no desire to interfere with Canadian citizens or put them to unnecessary examination, yet one must recognize how impracticable it is for an officer to distinguish, without examination, a Canadian from some other nationalities, and Canadians instead of offering objection or placing obstacles in the way of an officer should be the first to render every assistance in their power to aid them in their duty.

A great deal of time and inconvenience to the passenger is often saved through mutual understanding and co-operation in the work by the officers of the respective countries.

It gives me great pleasure to be able to say that the utmost good feeling and cordiality continues to exist between the United States and the Canadian immigration officials at the principal ports on the border.

D. H. REYNOLDS,

*Travelling Immigration Inspector.*

# JUVENILE IMMIGRATION

REPORT OF G. BOGUE SMART, CHIEF INSPECTOR OF BRITISH IMMIGRANT CHILDREN AND RECEIVING HOMES.

DEPARTMENT OF THE INTERIOR,  
OTTAWA, March 31, 1913.

The Superintendent of Immigration,  
Ottawa.

I have the honour to present herewith my fourteenth annual report as Chief Inspector of British Immigrant Children and Receiving Homes for the fiscal year ending March 31, 1913.

In doing so I may state that at the commencement of the calendar year two thousand two hundred and four children, originally from British Poor Law Schools and Homes, came under the supervision of the Department of the Interior—being the largest number in the history of the undertaking. This sum total consisted of one thousand five hundred and fifty-eight boys and six hundred and forty-six girls whose ages were from 3 years to 17 years.

The inspection of each individual child within the twelve months was a work of considerable magnitude, considering the fact that they were distributed throughout the farming section of eight provinces of the Dominion as follows:—

Ontario . . . . .	1,498
Quebec . . . . .	438
New Brunswick . . . . .	162
Nova Scotia . . . . .	73
Manitoba . . . . .	9
Alberta . . . . .	7
Saskatchewan . . . . .	15
British Columbia . . . . .	2
Total . . . . .	<hr/> 2,204

Having personally devoted much time during the summer months to the inspection of these children, one is enabled at first hand to form an estimate of the value of this interesting form of immigration in the Dominion of Canada.

As in former years, farmers everywhere were eagerly awaiting the arrival of the boy immigrant, applications being sent in months before the arrival of the lads in Canada, and as has been the case in former years the supply of British immigrant children is not yet equal to the demand. It is estimated that fifteen thousand children per annum could be placed in comfortable homes and suitable positions were they available.

A few weeks ago the Superintendent of one of the agencies said to me, 'It is not at all uncommon to receive fifty applications by the post besides constant enquiries at the office.'

The following statement will show the number of children emigrated to Canada during the fiscal year by the principal agencies, and the number of applications received for children during the same period.

4 GEORGE V., A. 1914

Society or Agency.	Children Emigrated.	Applications received for Children.
Dr. Barnardo's Homes, Toronto and Peterboro', Ontario and Winnipeg, Manitoba .....	933	24,917
Miss Macpherson, Stratford .....	229	1,195
Mr. J. W. C. Fegan, Toronto .....	106	500
National Children's Home and Orphanage, Hamilton .....	86	812
Reverend Robert Wallace, Marchmont Home, Belleville .....	49	630
Mr. Quarrier, Fairknowe Home, Brockville .....	184	1,164
The Misses Smyley, Hespeler .....	27	298
Mrs. Birt, Knowlton .....	147	1,564
The Catholic Emigration Association, Ottawa .....	318	919
Church of England Waifs and Strays Society, Sherbrooke, Quebec .....	82	130
Church of England Waifs and Strays Society, Niagara-on-the-Lake, Ontario .....	47	434
Mr. Middlemore, Halifax, N.S. ....	155	600
Salvation Army Emigration Agency, Toronto .....	98	250
The Children's Aid Society of London, England .....	28	50
Self Help Emigration Society )		
East End Emigration Fund )	153	.....
	2,642	33,493

Great care must be exercised in choosing homes and situations, and every precaution taken to prevent the child from falling into undesirable surroundings. Like other children they are easily influenced and their future is apt to be affected by their first associations in Canada.

Regular visitation amongst the children must be carried on, otherwise disorders would arise and as a consequence the children would be the sufferers.

This phase of the work is well performed by the agencies; there has yet to be brought to the notice of the department a case of 'neglect of duty' in this regard, where the society has a receiving and a distributing home in Canada.

Supervision must be made as thorough and searching as possible. It not only prevents the commission of acts of injustice to the child but has also proved a real benefit to the foster parents or employers who thus have a better appreciation of their moral and legal responsibility to the child entrusted to their care and protection.

The inexperienced child also needs instruction occasionally as to his duty and obligation to his superiors.

A most pleasing feature of the past year's inspection was that it was a rare occurrence to discover one of these young people otherwise than well fed, well clad and comfortably sheltered. The Canadian agriculturist, as a rule, has the best of plain and wholesome food on his table and in such abundance that the 'Home boy's' supply of food is limited only by his capacity. Therefore, it is no surprise to observe in the children an improvement in weight, physique and health even in a short time.

The policy generally adopted of sending a boy or girl out on a fortnight or month's approval before finally indenturing them is in the best interests of the child.

There is no class of young persons in the Dominion in whose success and well-being there is evinced more interest on the part of Canadians generally than the juvenile from Great Britain. The ideal ages at which to send these children to Canada are between 5 and 15 years. At such ages they are more easily assimilated and unconsciously grow up as young Canadians.

There have been instances of conspicuous success in the ranks of the juvenile immigrant which, having been brought to the notice of British philanthropists and promoters of child immigration, have greatly added of late to the prosperity and financial support of the movement. Years of experience have shown, that unlike many other and older newcomers, the British juvenile immigrant is satisfied to settle down and remain on the land.



## SESSIONAL PAPER No. 25

I have the word of Mr. A. B. Owen, General Superintendent for Canada of Dr. Barnardo's Homes, that not more than two thousand out of twenty-four thousand of their wards drifted off the farms to town and city occupation, and there is no doubt that other agencies have had the same experience.

From the point of view of Canadians, the present system of juvenile immigration is full of splendid hopefulness. The services of the children are needed, urgently needed, as farm and domestic labourers. They are required by our farmers and market gardeners, but are not necessary in our towns and cities where the Canadian boys are sufficient for available openings.

A healthy, robust boy is quite as indispensable as an adult in farm work, and each has his own particular department of work.

It has long been my conviction, based upon years of personal observation in the course of my official duties, that a lad of 10 or 12 years of age is actually worth more to a farmer than the cost of his board, clothing and school attendance. Early apprenticeship on a farm is invaluable in Canada, as a good living wage can always be secured if one has learned to handle horses, plough, milk, etc.

The emigration of orphaned and needy children from the old land is being carried on by thoroughly tested and responsible persons and agencies with headquarters in Great Britain.

Our former Governor General, Lord Grey, said in part: 'Canada already received many of these boys and girls who through no fault of their own, owing that is to say to the death or incompetence of their parents or other causes have become charges upon the community,' and it is Lord Grey's ambition to see some method adopted by which the best of them would no longer remain a burden upon the British taxpayer but be provided for upon Canadian farms where labour is more than ever in demand.

Thus the removal of these children by emigration to other parts of the empire, where they may have the opportunity to become honest, self-supporting men and women, becomes a work of real value to Great Britain, a distinct blessing to the children, and a source of material development to the overseas Dominion; a truly Imperial work. This work of the emigration of children begun in 1869 as an experiment has attained proportions and assumed an importance at the present time quite beyond the expectations of its early promoters. Having personally viewed both sides of the picture, the child in his poverty, his squalor and hopelessness before emigration, and the child enjoying the plenty, the pure air and the freedom of a Canadian home, I may with confidence add that the poorest home in which I have found one of these juveniles in Canada would be palatial to that from which they have been brought.

How are the children disposed of on their arrival in Canada? They are placed out under varying terms and conditions, but it is to be hoped a more uniform system as to remuneration may be soon adopted. The younger ones are found board and clothing and schooling with an accounting for their daily attendance at public school and the amount expended on clothes during the year. From the standpoint of the Government of Canada, a good home and education is preferable to a wage for children under the age of fourteen—commonly referred to as the 'school age.' At the age of fourteen, three to five dollars a month should be forthcoming, according to the capacity of the child. At fifteen and sixteen years, seven to ten dollars a month (on yearly terms) is a none too generous recognition of a good, industrious boy's worth, after two or three years previous experience as an apprentice.

Personally, I have found during my tours of inspection that an annual renewal of indentures guarantees a wage more commensurate with the progress and experience of a lad of fifteen or sixteen years than one extending over a period of years. There is, however, little room for criticism, as it has been found that generally (in Ontario particularly) the average lad is fairly paid for his services. It is often no sinecure to train a boy who has no previous experience—so that in the negotiation the farmer must also be considered.

4 GEORGE V., A. 1914

These lads, with few exceptions, make themselves perfectly at home in their new environment and in a short time become real farmers' boys in appearance and physique and show a genuine interest in everything pertaining to farm life.

School attendance:—

It is a matter of satisfaction to note the continued improvement referred to in my former reports. Some instances wherein there appeared palpable neglect were reported during the past year. The early education of the child from the point of view of good and useful citizens 'in the making,' is paramount and with the first class system of rural schools, provided in all our provinces, there is no excuse for any of these children not receiving the full advantage of a good public school education.

In a recent letter from a gentleman in England, who perhaps has a more than personal interest in the careers of these young people, he stated, 'Our boys do exceedingly well when Canada gets hold of them. Just last week,' he continued 'the names of four boys were sent me, one of whom had only been four years out in Canada, and all of whom were sending money home to England to bring out a relative, sister, brother or mother. It is very remarkable,' he continued 'that a boy from being himself destitute should be able to so prosper as to become a benefactor to those whom he had left behind him in poverty.'

The majority of our British juveniles are to be found in dairying and mixed farming areas, where they have an opportunity of learning the different branches of farm work. With commendable energy, after working out their indentures in Ontario, at the ages of 18 or 20 a number have taken up land in the newly opened up districts where farming lands are made easier of acquirement than in the older and highly cultivated counties of Ontario.

In the province of Quebec the farmers value the help of boys and the numbers of applications from this older province is but partially satisfied. Similar openings for industrious lads are available in New Brunswick, Nova Scotia and Prince Edward Island. In Manitoba, Saskatchewan and Alberta many former juvenile immigrants have done well as homesteaders. Good openings are also available in Western Canada for those who have served their apprenticeship in the eastern provinces.

Some have become practical and scientific farmers, farm managers, cheese manufacturers, &c. A few weeks ago it was my privilege to meet one of the most prominent authorities on stock farming in Ontario, during a visit to Toronto. This gentleman said, 'I have one of the best farm managers in the Dominion. He directs the whole management of my farm. He is now married to a very fine woman and they would fill almost any position with credit to themselves.' This farm manager came to Canada when a lad having previously spent his early life in a British poor law school. Another farmer said, 'I could not wish to have a better boy. That lad,' pointing to him in a distant field sitting on a land roller and driving a fine pair of horses, 'has had a good upbringing in England. He is willing and truthful and could not be hired to do a dishonest trick.'

There are, of course, differences of quality amongst these children just as there are to be found among other classes of people. A third class boy will find his level in Canada and must not be looked for in other than a third class situation.

The following news item is worthy of notice. I may say that I have enquired into his early experiences and find that there was nothing unusual in his previous life. In 1894, at the age of 16, he came to the Dominion and was placed on a farm where he acquitted himself creditably, remaining with his last employer four years. At 21 years of age he gave up farm life and settled in the town of Mimico where he died. The following newspaper item tells his story.

SESSIONAL PAPER No. 25

‘Barnardo Boy’s Estate.’

‘Toronto, October 19.—Frederick Hales of Mimico, an old Barnardo Home boy, has left an estate of \$2,451.75, but has left no will with regard to how he wished this disposed of, or any trace of relatives entitled to claim it. Hales was thirty-four years old, and previous to entering the Barnardo Home was an inmate of the Central London district school in Middlesex, England. He was sent out by Dr. Barnardo to Canada when about twelve years of age. He owned a house and lot on Fourth avenue in the village of Mimico, York county. If no heirs can be found the estate will revert to the Crown.’

His estate reverted to the Crown.

The definite results of the year’s work may be summarized thus. There were found in very good and fair homes and situations one thousand nine hundred and twenty-seven, and eleven only were found in unsatisfactory placings.

Little reference need be made to the health and physical condition of the children as only five were reported to be in a delicate, and unsatisfactory state of health.

In the matter of behaviour with which is included character it should be observed in all fairness that the juvenile immigrant has measured up quite to the standard of those of our Canadian boys and girls who like them have suffered from early neglect and privation. The reports show that two thousand nine hundred and nine were well behaved and given a good and fair character, while twenty-nine were reported otherwise.

Everything taken into consideration the British immigrant boy or girl in Canada is a striking refutation of the statement that evils of heredity cannot be overcome and a living demonstration of the power of a changed environment for both body and mind.

Inspector K. J. Henry says in his report for the year:—

The inspection made by me of British children during the year ending March 31 was on the whole very satisfactory. The great need of the children throughout the country and the manner in which the large majority are progressing is shown and appreciated by their employers, which a few years ago was not so often met with. Their general health being of the best and daily growing in strength and usefulness makes them almost indispensable to the farmer, many of whom have said as much to me. The attendance at school, church and Sabbath school being even better than that of previous years, all of which would indicate a greater appreciation of expectations resulting therefrom.

The demand for both girls and boys is much greater than the supply. It is a common occurrence to be stopped on road, when driving, and to be asked how and where a girl or boy can be secured.

A few of the girls seen, I regret to say, have got into trouble but in every case they were or would be in a very short time placed where the necessary care and attendance would be given.

Generally speaking, I must say the year’s work has been gratifying.

Inspector R. W. Hillyard says in his report for the year:—

During the past year I have had ample opportunity of becoming better acquainted with conditions surrounding the work of child immigration in Canada. My labours were confined to the provinces of Ontario and Quebec. There was abundant evidence of successful development amongst the children, whom I found, with few exceptions, placed in desirable environments.

The demand for boys and girls as farm and household helps respectively has been very great. Canadians are glad to receive and train these children with a view to future usefulness. With few exceptions I found them making most encouraging

4 GEORGE V., A. 1914

progress and conducting themselves creditably, the result which generally follows when children are placed with worthy people. The numbers of failures are few, the successes legion.

I would recommend that indentures should be entered into as far as possible early in the spring of each year. Children under the age of eighteen should not be permitted to make their own bargains as to the wage they are to receive without first submitting the terms to the Superintendent of the Home for approval: they are inexperienced and there is a danger of their being imposed upon by unscrupulous persons.

Few cases of injustice were brought to my attention, and these were promptly reported to the Homes. Frequently instances have been brought to my personal notice of children who have done well in Canada, who were able to send for loved ones in the old land and in Canada form 'Love's shining circle,' which had been broken for years by adversity and poverty. It is only a few weeks since I met a mother and four daughters on their way from the old country to meet two brothers (Barnardo boys) who had been in Canada about five years, and had sent for them to join them as they had made a home of their own. A gentleman informed me subsequently that he had happened to be present at the reunion, and spoke of their joyful meeting. This illustrates the good work done by Dr. Barnardo's and other societies. As nearly all of these agencies depend for their support on charitable and christian people, I would urge Canadians to co-operate in the support of such worthy institutions.

SESSIONAL PAPER No. 25

The following table shows the number of children emigrated by the principal societies and agencies during the past twelve years.

AGENCY.	FISCAL YEAR.												Total.
	1900-1.	1901-2.	1902-3.	1903-4.	1904-5.	1905-6.	1906-7.	1907-8.	1908-9.	1909-10.	1910-11.	1911-12.	
Dr. Barnardo.....	385	889	1,159	1,188	1,574	1,134	944	950	1,034	1,010	924	971	12,453
Rev. R. Wallace.....	59	71	75	94	116	112	80	38	38	46	75	68	834
Miss Macpherson.....	60	45	.....	142	200	207	91	166	175	175	227	229	1,708
Church of England Society.....	60	85	89	83	81	144	17	126	123	74	103	125	1,113
Bristol Emigration Society.....	33	38	13	40	40	72	.....	.....	.....	.....	.....	.....	236
J. W. C. Fegan.....	13	46	46	49	53	100	.....	73	75	109	96	99	743
Liverpool Catholic.....	43	.....	.....	.....	.....	.....	.....	.....	.....	.....	.....	.....	43
Canadian Catholic Society.....	60	132	125	106	328	359	175	332	308	317	334	399	2,909
Catholic Emigration Association.....	.....	.....	151	206	169	191	70	173	142	187	161	184	1,773
Mrs. Birt.....	95	137	158	106	130	298	.....	145	152	129	157	171	1,516
J. I. Middlemore.....	108	99	127	130	84	102	109	76	90	107	106	103	945
National Children's Home & Orphanage.....	29	38	41	60	.....	.....	.....	.....	.....	.....	.....	.....	6
Girls' Home of Welome.....	2	4	.....	.....	157	187	.....	183	173	139	192	181	1,212
Mr. Quarrier.....	.....	.....	.....	.....	.....	20	39	42	42	44	13	24	182
Salvation Army.....	.....	.....	.....	.....	.....	.....	.....	24	24	23	26	27	105
Children's Aid of London.....	.....	.....	.....	.....	.....	.....	.....	31	.....	.....	.....	.....	31
Women's National.....	.....	.....	.....	.....	.....	.....	.....	12	13	10	.....	.....	46
Mrs. Wallis.....	.....	.....	.....	.....	.....	.....	.....	.....	.....	.....	.....	.....	3
Mrs. Close.....	.....	.....	.....	.....	.....	.....	.....	.....	.....	.....	.....	.....	.....
East End Emigration Fund.....	.....	.....	.....	.....	.....	.....	.....	.....	.....	.....	.....	.....	.....
Self Help Society.....	.....	.....	.....	.....	.....	.....	.....	.....	.....	.....	.....	.....	.....
Misses Staley.....	.....	.....	.....	.....	.....	.....	.....	.....	.....	.....	.....	.....	.....
Working Boy's Home.....	.....	.....	.....	.....	.....	.....	.....	.....	.....	.....	.....	.....	.....
Private Parties.....	.....	.....	.....	.....	.....	.....	.....	.....	.....	.....	.....	.....	.....
	977	1,540	1,979	2,212	2,814	3,258	1,455	2,375	2,424	2,422	2,524	2,689	26,669

4 GEORGE V., A. 1914

## RECEIVING AND DISTRIBUTING HOMES.

These homes are a most essential feature of this unique and imperial undertaking. The influence exerted by those in charge on the children has been both beneficial and lasting in its effect in the lives of many boys and girls who are today useful citizens of Canada.

Absolute control of the affairs of the children is vested in the representatives in Canada of the societies in Great Britain through whose efforts the children are sent out, thus placing them *in loco parentis* to their proteges during their term of supervision or until they attain their 18th birthday. It is to these sources application must be made for the services of the children, backed by a testimonial as to the character and fitness of the applicant to enter into the undertaking.

The history, records and progress of the children in Canada are to be found at these headquarters.

These institutions fulfil the requirements of both the Home and Federal governments whose desire is to safeguard the welfare of the children and to see that they are given a fair start in life.

## FAIRKNOWE HOME, BROCKVILLE, ONTARIO.

*(Mr. Quarrier's.)*

This home has for years been a great benefit to the farmers of Eastern Ontario in supplying them with the services of Scotch lads and lasses. Their children are all previously trained—the majority from early childhood—at the orphan homes at Bridge-of-Weir near Glasgow, Scotland. These cottage homes, which it has been my privilege to visit, are regarded as amongst the most wonderful of their kind in the world. Nearly 1,400 children are provided for.

One hundred boys and eighty-one girls from these homes arrived at Brockville in 1912 and were quickly placed in approved farm situations and foster homes.

On January 18, I paid my official annual visit of inspection to 'Fairknowe,' during the course of which I perused their books and records learning from such and other sources that the children were doing well. From the Reverend Robert Grierson, who has control of the work on this side of the Atlantic, much useful information was gathered. It was most gratifying to learn from him that he could not recall having heard of a single complaint concerning these newcomers.

'Fairknowe' Home is admirably situated and adapted for its purpose. A fine old residence, surrounded by large grounds and garden at the outskirts of the town of Brockville. The children are systematically visited at least once each year. In addition to these visits a regular correspondence is encouraged and every effort is made to keep the children interested in the work of the homes.

It was also gratifying to note that strict regard is paid by the Reverend Mr. Grierson to the attendance of the children under the age of 14 at our public rural schools.

Persons making application for children of the school age are advised by the following circular letter to 'kindly fill in the enclosed form and hand it to your minister to be returned us direct with his recommendation. Children under 14 years of age need to go to school for nine months each year according to the regulations of the school law. Unless you can conscientiously fulfil this requirement please do not ask for a child under 14.'

Their first contingent for 1913 will—it is expected—reach Brockville in April.

DR. BARNARDO'S HOME, 50-52 PETER STREET, TORONTO, ONTARIO.

Inspected January 7. There were thirty-five small lads in residence en route from one situation to another, the majority having reached the age of 12 years and completed their boarding-out term. Thirty-nine boys were emigrated during the

## SESSIONAL PAPER, No. 25

past year. The guardianship of the home ceases when the children are 18 years of age but their trusteeship at 21 years. It was interesting to learn that fully 80 per cent of the boys adhere to farm life work. Mr. Owen, the general superintendent, informed me that a number had taken up land on their own account.

This home is well conducted and the system of supervision continuous. For this purpose a large staff of permanent visitors is employed.

The operations of Dr. Barnardo's homes in Canada and Great Britain have taken on extraordinary proportions. On an average of 1,000 boys and girls reach the Dominion annually, under these auspices. Up to the present date 24,000 children have been sent to Canada by this one organization, a number which represents about one-third of the children who have passed through their homes and institutions in England. It is interesting to note that a boys' garden city has been inaugurated. It is located near Ilford, Essex, a suburb of London. This village is intended to become a training farm for boys in agricultural and those specially selected for farm life in Canada.

During the past few months Rev. W. J. Mayers with a party of boys gave lecture talks and musical entertainments at various points in Ontario for the purpose of acquiring a fund sufficient to construct one of the large houses in this boys' garden city, the building to be designated as the 'Canadian Building.' Mr. Mayers was cordially received and his visit to the Dominion will no doubt furnish Canadians generally with a better appreciation of the work of this organization.

## THE MARGARET COX HOME FOR GIRLS (DR. BARNARDO), PETERBOROUGH, ONTARIO.

Inspected January 24, 1913. Three hundred and seventy-two children were received and distributed during the past year. At this date three thousand girls were under the guardianship of the home. An adequate staff of lady visitors is occupied visiting and reporting on each individual child. There were thirty children in residence, five of whom were recuperating from ordinary illnesses while the others were here merely for replacing. The home is well kept and the children's quarters suitably arranged.

A large party of girls is expected to arrive at Peterborough in a few weeks.

## ST. GEORGE'S HOME, OTTAWA, ONTARIO.

*Catholic Emigration Association.*

The work accomplished by this association continues to expand. Its scope included the settling in Canada of three hundred and sixteen children—two hundred and forty-three of whom were boys and seventy-three girls. One hundred and fourteen were apportioned to the Province of Ontario and one hundred and ninety-one to the Province of Quebec, while five were sent to the maritime provinces, and five also joined relatives and one boy remaining at St. George's Home. Nine separate parties of children were sent to Canada in 1913, varying in number from fifty-four to fifteen children respectively—the youngest child emigrated was ten and the eldest eighteen years of age. One thousand six hundred and eighty-eight children were under the supervision of the association on December 31 last, but three hundred and forty of this number have since outgrown the supervision period and now manage their own affairs, thus reducing the number under the direct care of the Home at this date to one thousand three hundred and forty-eight. Fifteen of their former immigrants were married in 1912-13. Twelve boys are attending college at Montreal and some of the older boys have moved to western Canada. The reports, with few exceptions, show that the children are doing quite satisfactorily. The work of the association in supplying much needed help has been a boon to farmers and householders in eastern

4 GEORGE V., A. 1914

Canada. Desirable homes and situations have been provided and the young immigrants have been given a good start.

St. George's Home has been much improved during the past year and is now an imposing brick structure, well arranged and equipped throughout. These structural changes have made it possible to more easily classify the children and at the same time provide much better and suitable quarters for the Mother Superior and her staff.

The opportunity was afforded me of meeting the Reverend George V. Hudson, the official secretary of the association in Great Britain during his visit to Canada, and of discussing with him various features of the work. The Home is under efficient management.

MISS MACPHERSON'S HOME, STRATFORD, ONTARIO.

This agency was established by the late Miss Annie Macpherson, of London, England, in 1870. This lady was one of the first to seize upon emigration as a means for the social and moral uplift of the poor and neglected children of London. In 1870, \$5,000 was presented to her to defray the cost of sending a number of deserving boys to the Dominion. On their arrival at the port of Quebec the officials of the Dominion Government sent a telegram to the government describing the boys as well behaved and likely to be of service as farm helps. Since that time 104 parties of children have been emigrated, under the policy of the late Miss Macpherson, with good results.

During the past year 217 children were received at this headquarters, thus bringing their total number to 7,601. Five children were found in the Home, temporarily, to-day—March 11—two of whom, little girls (twin sisters) were good subjects for adoption. In addition to my own official and personal knowledge, the records of the children during the past year, with few exceptions, have been gratifying. Some of them have saved sufficient out of their wages to help a mother, sisters and brothers to come to Canada and are looking forward to their arrival this spring. The children are provided with suitable accommodation on their arrival at Stratford.

The Home was found in good order and the reports and records properly kept.

NATIONAL CHILDREN'S HOME AND ORPHANAGE, FOUNDED BY DR. T. BOWMAN STEPHENSON,  
CANADIAN BRANCH, HAMILTON, ONTARIO.

A total of over two thousand children have been emigrated to Canada, under the auspices of these homes. In the autumn of 1912 I made a personal inspection of a number of their proteges in farm employment in the county of Wentworth, and with a few exceptions only do I recall an unpromising boy amongst them. Their employers gave good reports of their progress and behaviour. They were, I was pleased to ascertain earning good wages. Their money is deposited in a bank in trust and at the expiration of the home's guardianship they are given control of their bank account.

On March 21, I made an inspection of some eighty-five juveniles—the spring party of 1913. These lads showed careful selection. All were healthy, suitably outfitted and of a class that impressed me as specially suited for farm life and work. They had spent on an average five years in training in the society's homes.

It was satisfactory to learn that a large number of those immigrated in previous years were still with their original employers and were advancing in wage each year.

It is with deep regret that I have to state since my last report the Reverend Arthur E. Gregory, D.D., who for many years ably filled the responsible position of principal of the homes in Great Britain has passed away. Dr. Gregory was deeply interested in the juvenile emigration movement to Canada and was regarded as a great authority on juvenile sociology in England. The Reverend W. Hudson Smith has succeeded the late Dr. Gregory as the chief executive head of the National Children's Homes and Orphanages.



## SESSIONAL PAPER No. 25

Mr. E. C. Morgan, governor of the Farnborough branch of this organization accompanied this year's party, and during his stay in Canada paid visits of inspection to a number of the boys and former wards. Mr. Morgan reported that without exception they all spoke highly of the country, their opportunities and treatment. Mr. Morgan was completely satisfied that the future of the boys depended more or less on themselves.

## THE CHILDREN'S AID SOCIETY, LONDON, ENGLAND.

This society maintain a headquarters at Winnipeg, their emigration work being confined to the western provinces of the Dominion. It is, however, limited and restricted to boys. During the past year thirty-one lads were placed on farms in western Canada.

## MRS. BIRT'S HOME, KNOWLTON, P.Q.

This is one of the early established receiving centres for British children in Canada, having been in existence since 1874. During this period 4,853 boys and girls have been provided with foster homes and situations, and many Canadian men and women owe in a great measure their success and prosperity in life to the efforts of Mrs. Birt of Liverpool.

On February 4, I inspected this home and found therein eight children—seven boys and one girl—for the majority of whom places had been selected and they were to be sent to their destinations. The home provides comfortable quarters for the children when returned, and is kept in good order.

During the past calendar year, 947 children were under supervision. It is interesting to note as showing how well and carefully the records of their wards have been preserved, that of the total young people dealt with by Mrs. Birt, viz. 4,858, 1,004 under nine years of age were adopted into families; 1,358 of age 9 to 12 years were placed originally under indentures calling for their board, clothes and schooling; 2,178 from 12 to 18 years of age were sent out under wage and board and school attendance for part of year; 318 had past their 18th year and were at once placed on wage.

Mr. Andrew Drummond, head teacher at the Liverpool home, visited Canada and personally paid visits to 516 of their wards during the past year, and at the conclusion of his task reported, 'My observation more than ever clearly demonstrated the fact that our boys and girls have for the most part been placed in surroundings of kindness and christian nurture where they are developing the highest possibilities of their nature and becoming honourable and useful citizens.'

On March 4, a party of 67 children reached Canada and the Dominion Agent at Halifax described them as 'a particularly fine looking lot.'

## MR. FEGAN'S HOME, 295 GEORGE STREET, TORONTO, ONTARIO.

During 1912 one hundred and three boys were sent to Canada, a number of whom the opportunity was afforded me of meeting and I was much struck by their good appearance. They were a bright, hopeful looking lot of boys, splendidly outfitted and soon taken up by the farmers of Ontario. I found that arrangements had been made for situations for nearly all of them before they reached Toronto.

Through the instrumentality of Mr. Fegan 3,000 boys, all told, have been emigrated to this Dominion. An interesting feature of the work, and one that shows due appreciation on the part of the boys for what had been done for them, was the fact that six hundred and eighty of this number had voluntarily repaid the cost of their emigration to Mr. Fegan in order that some other lad might also be sent to Canada. In the last twenty-four years an amount approximating \$50,000 (£9,763) has been remitted from this source.

4 GEORGE V., A. 1914

Goudhurst, where Mr. Fegan's training farm for prospective Canadian farm helps is located, is now in operation and provides for the accommodation and training of some eighty boys in Canadian methods of farm work.

The Canadian Branch Home at Toronto was inspected on November 20, 1912. There were no boys in residence or out of jobs. From the Superintendent and his staff of visitors and by reference to the records, reports, &c., I learned that their wards were doing very well. The home is well located and managed and a deep interest is shown in the progress of their proteges.

#### THE COOMBE HOME.

(*Misses Smyly.*)

On October 21, I paid my annual visit of inspection to this home. The pleasure was also afforded me of being present at the annual meeting of the Canadian friends and supporters of the work and of saying a few words in reference to the work of the home in general.

During 1912 nineteen boys and five girls were emigrated from Dublin. In the same period twenty-three children were sent to situations for the first time and forty-three previously immigrated exchanged places. The parents of eight of their wards having subsequently come to Canada, their children were permitted to rejoin them. One hundred and fifty-two children remained over one year in their placings, some of whom, it should be noted, had been four or five years in the same situation.

There were seventeen children in the home on the occasion of this inspection, all looking well cared for and prosperous. The boys—ten—were at work about the garden and poultry yards, and the girls—seven—doing the daily routine of domestic work in the house.

The Reverend Mr. Tebbs, who personally devoted much time in visiting the children during the year, advised me that he found them in good homes, well cared for and happy and contented.

The home throughout was in splendid order and the children's quarters most comfortably arranged.

#### MARCHMONT HOME, BELLEVILLE, ONTARIO.

*Established 1870.*

Two parties of children—49 in all—were received and placed in situations during the past summer, making a total emigration since 1870 of 7,683 juveniles. At the present date, January 23, 500 juveniles were under the direct care and supervision of the agency.

The Reverend Mr. Wallace, whose name has been long identified with the juvenile emigration movement to Canada, and Marchmont Home particularly, contemplates retiring in a few months from the active work of this agency, when this Home will be taken over and conducted as a branch of the Manchester and Salford Homes of Manchester, England, from which splendidly organized training 'Homes' children have originally come to Belleville for many years.

The books and records are kept in a commendable manner, and photographs of each child taken before leaving England, and subsequently at his different ages are kept during the term of supervision not only for comparison but also as a means of identification. The Home is well equipped and affords the children every comfort during their stay at Belleville, which, however, is short owing to the great demand for immediate help. A party of boys and girls is expected to arrive in March or April and already good places are being selected for them.

## SESSIONAL PAPER No. 25

## 'OUR WESTERN HOME,' NIAGARA-ON-THE-LAKE, ONTARIO.

On March 11, the occasion of my annual inspection of this pioneer receiving Home, there were forty-seven girls in residence and under training. The major number were in the school connected with the Home. They are being taught laundry, cooking, housework and needlework. This afternoon being set apart for sewing, mending, &c., I had the opportunity of seeing them thus occupied. The girls, with few exceptions, were a very nice, promising, bright looking family, and expressed themselves contented and happy.

The Home, which was inspected throughout, was found in splendid order. It is part of the daily routine of the children to do the housework, which is considerable for such a large family. The dormitories were undergoing much needed improvements, and hardwood floors had been put down since my last inspection, and new plumbing with baths was also being installed.

Two parties were received during the months of May and June, in all forty-five. The Reverend Prebendary Rudolf, the founder of the society, accompanied one of the parties to Canada and subsequently visited a number of the children in their new homes and situations.

## THE COSSAR FARM, LOWER GAGETOWN, NEW BRUNSWICK.

In 1910, Mr. G. C. Cossar, of Glasgow, established a training farm for Scotch boys and youths at Lower Gagetown, New Brunswick, and up to the present time he had sent one hundred and sixty young Scotchmen to Canada.

The property, which is beautifully situated on the banks of the St. John river, consists of six hundred acres of land, half of which is cleared and the balance still wooded. There is an orchard of some 1,500 fruit trees and general gardening is carried on. The farm is well stocked with seventy head of cattle, twenty-four sheep and seven horses—imported and thoroughbred animals.

Mr. Cossar finds that the younger boys do well as farm labourers, but some of the older ones do not as readily settle down to the land as their juniors.

The work, as conducted by Mr. Cossar, is purely of a personal, charitable and philanthropic character, his sole object being to assist deserving lads of the class found labouring under social and industrial handicaps in Scotland by giving them a new start in life in this overseas Dominion.

## THE MIDDLEMORE HOME, FAIRVIEW, HALIFAX, NOVA SCOTIA.

On November 27 last I paid a visit of inspection to this home. During the past twelve months 103 boys and 51 girls were received from England and sent to homes and situations in the provinces of New Brunswick, Nova Scotia and Prince Edward Island. Four hundred and sixty of their wards were visited by the home's visitors during the year. There are 1,050 children under the care and supervision of this agency. The average daily number of children in the home, three, some of whom spent several weeks here prior to being replaced. It was considered advisable to return three to England and two deaths occurred. The health of the children has been good. One hundred and thirty-three children changed their situations for various reasons and were resettled of whom forty-two were from poor law schools and ninety-one came from Mr. Middlemore's own homes at Birmingham.

Mr. and Mrs. King are zealous workers and during their short experience in the work have taken a good hold of their duties and responsibilities and devote as much of their time as possible to visiting amongst the children.

The home was found in good order and the children provided with comfortable quarters. There were nine girls in residence at this date.

4 GEORGE V., A. 1914

THE GIBB HOME, SHERBROOKE, QUEBEC.

*(Inspected February 5.)*

Eighty-five boys were received and distributed from this home during the past year. There were two lads only found in residence at this date, one recovering from an illness and the other changing situations and spending a few days here. They were both good looking, bright lads. Their boys are for the most part well settled with farmers in the eastern townships of Quebec. The home provides comfortable quarters for the children and is well maintained.

THE SELF-HELP SOCIETY—EAST END OF LONDON.

Mr. E. Marquette receives and places in occupation boys and girls from the above organization. He reports that, with few exceptions, they have done very well, and are well settled. The boys are sent to agricultural districts and the girls are placed in domestic service, chiefly in Montreal.

Your obedient servant,

G. BOGUE SMART,

*Chief Inspector of British Immigrant  
Children and Receiving Homes.*



This boy came to Canada in April, 1912, and was at once indentured with an Ontario farmer. For his first eleven months work he received sixty-six dollars and his keep. He has now been re-engaged by the same employer for 1913 but at an increased stipend and keep. Thus showing the possibilities of inexperienced but willing old country boys in Canada and how quickly they fit into their new life in this Overseas Dominion.





This photograph, which is typical, was taken near Orangeville, Ontario, and shows the old country boy and his master in the harvest field. The lad arrived in Canada in 1910. He has been paid at the rate of \$33.00 for his first, \$54.00 for second and \$72.00 for the present year. He was described by his employer as "a fine manly fellow and much interested in his work." He was sent to Canada by J. W. C. Fegan, Esquire, of London, England.








Boy on right arrived in Canada April, 1912, and at once commenced his career as "a farmer" at a wage of \$7.00 a month and his keep. Employer stated "he has made a fine start." Boy on left also from same school has worked for seven years for same employer who testified that "I do not think there is a boy in the province of Ontario who could handle the plough better."



PART III  
SURVEYS



# SURVEYS

## REPORT OF THE SURVEYOR GENERAL.

TOPOGRAPHICAL SURVEYS BRANCH,  
OTTAWA, August 2, 1913.

The Deputy Minister of the Interior,  
Ottawa.

SIR,—I have the honour to submit the following report of the Topographical Surveys Branch for the year ended March 31, 1913.

The surveys in northern Manitoba and the Peace River district were on a larger scale than before. Eighty-two parties were employed, eighty-one of whom were engaged for the whole season, and one for a short period only. The number of parties under daily pay was forty-four, of whom five were for the inspection of contract surveys, ten for the survey of base lines and initial meridians, one for levelling, one for latitude observations, one for triangulation, and the remaining twenty-six for subdivision, resurvey and miscellaneous work of various kinds. Thirty-seven parties were employed under contract on township subdivision.

The following table shows the distribution of parties by provinces:—

Parties.	In Man.	In Sask.	In Alta.	In B.C.	Partly in one Province and partly in another.	Total.
Paid by the day.....	4	6	16	8	10	44
Under contract.....	10	18	9			37
Parties engaged for a short time only.....			1			1
Totals.....	14	24	26	8	10	82

One hundred and fifty-two whole townships and ten fractional townships were completely subdivided and a partial subdivision was made in four hundred and seventy-five others. Twenty-two whole and two fractional townships were also completely resurveyed and in two hundred and two others portions of the township were resurveyed.

The following statement shows the average number of miles of survey for each party during the last four years:

1909.....	412 miles.
1910.....	279 "
1911.....	280 "
1912.....	266 "

### SURVEY OF BLOCK OUTLINES.

Ten surveyors were employed in establishing initial meridians and base lines, and another surveyor retraced the principal meridian. Five of these were located in Alberta, two in Saskatchewan, and three in Manitoba.

4 GEORGE V., A. 1914

Mr. G. H. Herriot, D.L.S., produced the principal meridian north from the sixteenth to the eighteenth base line. This line crosses many bodies of water necessitating much triangulation. In six miles nine channels of Nelson river were crossed. During the summer supplies had to be transported by canoes or man packing, the loggy nature of the district preventing the use of horses.

Parts of the fifteenth, sixteenth and seventeenth base lines west of the principal meridian were run by Mr. O. Rolfson, D.L.S. His report has not yet been received as the field work will not be completed till the end of the present season.

The district through which Mr. E. W. Robinson, D.L.S., produced the second meridian being very wet, the line had to be surveyed in winter. Mr. Robinson has ceased operations, but has not had time yet to prepare his general report.

Mr. T. H. Plunkett, D.L.S., ran portions of the tenth, eleventh, twelfth, thirteenth and fourteenth base lines west of the principal meridian and part of the thirteenth west of the second meridian. The district crossed by these lines is low and very wet. Floating bogs are numerous and water channels scarce, the mossy surface hindering drainage. The slope of the country will, however, be sufficient for drainage when drainage channels are opened.

A portion of the third meridian, from the seventeenth to the eighteenth base line, was established by Mr. A. Saint Cyr, D.L.S. He also surveyed the eighteenth base line from the third to the fourth meridian. The country along the third meridian is so marshy that the roads had to be corduroyed or brushed to bear the weight of the loaded pack ponies. A great part of this boggy land is due to beaver dams which interfere with the natural flow of water. Along the eighteenth base line the land is higher. Stony patches are frequent, and watercourses and lakes are numerous. The surface is mostly wooded, but the timber is not of large size.

The most important industry of the district is fishing which is extensively carried on, the many large bodies of fresh water furnishing enormous quantities of fish from which the companies engaged in this trade obtain a large revenue.

The fourth meridian was produced northerly by Mr. J. B. McFarlane, D.L.S., from the northeast corner of township 105 to lake Athabaska. The country along this portion of the meridian is rolling, with sand hills and small lakes, but north of the twenty-eighth base line muskegs are numerous.

Mr. McFarlane also ran a portion of the twenty-fourth base line west of the fourth meridian.

Mr. Geo. McMillan, D.L.S., surveyed the twentieth base line across ranges 10 to 26 west of the fourth meridian. Good hay and water were found to be abundant. The district is well suited for ranching and access is easy, Athabaska river flowing directly north through it. The surface is densely wooded in Pelican mountains west of the Athabaska, but the timber is too small for milling.

Along the Athabaska there is a strip of dry land, but beyond this rim a muskeg, which had to be corduroyed to carry the pack ponies, extends westerly to the Pelican mountains. Beyond the muskeg, the ground is firm and the surface rolling and hilly.

The nineteenth base from range 5 west of the fourth meridian to the fifth meridian was surveyed by Mr. G. H. Blanchet, D.L.S. The country is similar to that along the base line immediately north which was surveyed by Mr. McMillan, except that the land east of the Athabaska has less muskeg.

Mr. A. H. Hawkins, D.L.S., ran the twenty-third base line from the fifth to the sixth meridian. Access to this work was obtained by sleighs as no summer roads are opened and no water routes are available. Supplies had to be brought in from Edmonton for the eastern portion of the work but for the western part supplies were taken down Peace river.

Forest fires raged during the survey of this line and the party had some narrow escapes.

## SESSIONAL PAPER No. 25

Much time was lost on this line going around muskegs which could not be crossed, and progress was also retarded by extensive windfalls, the whole district having been overrun by fire.

The twentieth base line across ranges 18 to 26 and the twenty-third base line across ranges 1 to 8, west of the sixth meridian were run by Mr. J. R. Akins, D.L.S. He also resurveyed a portion of the sixth meridian. The twentieth base line crosses very rough and hilly country, and consequently the work proceeded slowly. This rendered levelling especially difficult, and although many long sights were taken across the deep valleys, trigonometric methods had to be used in many cases.

Along the twenty-third base line the whole country for one hundred miles north of Dunvegan was burnt over, lack of rain in the fall of 1912 being the cause. These forest fires, which in one case had to be fought for three days to save the horses and outfit, destroyed all the grass. The pack train had to travel fourteen miles from camp to secure horse feed when working along the sixth meridian, and when fifteen miles of this line had been run, the work had to be abandoned as no feed was available.

These fires are a source of great danger to survey parties as caches of supplies are frequently destroyed, and unless additional supplies can be readily secured the work has to be abandoned.

## INSPECTION OF CONTRACT SURVEYS.

A chief inspector and five inspectors were employed on the examination of surveys made under contract. The chief inspector was Mr. E. W. Hubbell, D.L.S., and the inspectors, Messrs. P. R. A. Bélanger, D.L.S., C. F. Miles, D.L.S., L. E. Fontaine, D.L.S., G. J. Lonergan, D.L.S., and W. J. Deans, D.L.S.

The work of the inspectors is now more difficult than when the contract surveys were located on prairie or level wooded land. Contracts at present comprise heavily wooded land interseeted with marshes which render inspection slower. Access to the work is also a great obstacle and supplies have to be forwarded over roads which are sometimes in bad condition.

Accordingly the inspectors perform very little miscellaneous work and travelling parties consisting of a surveyor and an assistant, with the aid of local labour, have to be employed for such work.

This condition of affairs is likely to continue if surveys are to be kept ahead of settlement and railway construction.

Messrs. Bélanger and Deans inspected the contracts in Manitoba and eastern Saskatchewan, while Messrs. Fontaine, Lonergan and Miles examined the work in Alberta and western Saskatchewan.

## BRITISH COLUMBIA SURVEYS.

Six surveyors were employed on work in the railway belt of British Columbia.

Mr. J. A. Calder, D.L.S., surveyed lands in the Thomson and Nicola valleys in the vicinity of Spence's Bridge, and also near Walhachin. The portions surveyed are well adapted for fruit raising, though irrigation is necessary to secure good results.

Mr. A. Lighthall, D.L.S., retraced the townsite of Langley, ran traverses and took levels at Woodhaven, and performed several miscellaneous subdivision surveys. He also surveyed the outlines of timber berths along the North Arm of Burrard Inlet, and Pitt lake.

Some subdivisions around Kamloops was done by Mr. C. H. Taggart, D.L.S. He also established a portion of the outline of the railway belt west of Adams lake. This outline is very rough and thickly wooded, the ground in places being covered with heavy windfall.

Mr. N. C. Stewart, D.L.S., carried on subdivision in the vicinity of Enderby, Golden and Moberly, and surveyed the townsite of Rogers Pass in township 27, range 25 west of the fifth meridian.

4 GEORGE V., A. 1914

Subdivision surveys were made by Mr. P. Melhuish, D.L.S., in the vicinity of Keefers and Spuzzum. He also surveyed a timber berth at the latter place.

Mr. A. V. Chase, D.L.S., continued the examination of vacant lands in the Kamloops district.

## TOWNSHIP SUBDIVISION SURVEYS.

Most of the subdivision surveys were performed under contract, but in some cases the surveys were made by daily paid surveyors, as the work was of such a nature that it could not be done at contract rates.

Mr. E. W. Berry, D.L.S., subdivided lands along the Hudson Bay railway near Le Pas, which were wanted for settlement.

Mr. P. B. Street, D.L.S., surveyed in the foot-hills in southeastern Alberta and Mr. E. S. Martindale, D.L.S., worked farther north in the foot-hills, about fifty miles southwest of Calgary.

Subdivision near the Yellowhead Pass was done by Mr. C. A. Grassie, D.L.S. The land subdivided lies along the line of the Canadian Northern railway within the Jasper Forest Park reserve.

In the Brazeau district, Mr. A. L. McNaughton, D.L.S., subdivided lands on which coal claims had been staked out.

Mr. L. Brenot, D.L.S., subdivided land on the upper Peace river in the vicinity of Hudson Hope and Fort St. John settlements.

The most isolated surveys were those of Mr. J. S. Galletly, D.L.S., in the Vermilion district, over 150 miles north of Peace River Crossing. Some first-class farming land in the valley of Peace river was subdivided and settlers who had been in the district for some time had the boundaries of their homesteads properly defined.

## CORRECTION, RESTORATION AND MISCELLANEOUS SURVEYS.

Mr. A. G. Stuart, D.L.S., retraced about one hundred and seventy miles of the principal meridian north from the international boundary. This work was necessary to locate an error of 26.49 chains in township 35. It was found that the discrepancy was due to the use of incorrect chains by the surveyors who ran the line in 1871. Mr. Stuart did some traverse and correction surveys in Manitoba, and retracement and resurvey work was carried on in the same province by Mr. C. F. Aylsworth, D.L.S.

In Saskatchewan, Messrs. C. Rinfret, D.L.S., and S. L. Evans, D.L.S., worked on miscellaneous resurveys, retracement and restoration surveys, and the same class of work was attended to in Alberta by Messrs. J. A. Calder, D.L.S., and G. A. Cowper, D.L.S.

Four travelling parties were employed to carry on miscellaneous small surveys, and investigate errors, drying up of lakes, lost monuments, etc. Local assistance was procured when necessary, and as the work for the most part was in settled or partly settled districts no camp equipment was necessary. Messrs. G. A. Bennett, D.L.S., R. C. Purser, D.L.S., F. V. Seibert, D.L.S., and B. H. Segre, D.L.S., were the surveyors in charge of the travelling parties.

Mr. M. P. Bridgland, D.L.S., continued the triangulation work in the railway belt of British Columbia.

A base line about five miles long was measured at Salmon Arm with the invar wire base apparatus. Great precision was required in the measurement, the location of all triangulation stations in the vicinity being determined from this base. Mr. Bridgland also surveyed some villa lots at Banff.

The topographical survey in the Fiddle Creek district in the Jasper Forest Park Reserve was continued by Mr. H. Matheson, D.L.S. The principal work consisted in locating a road along Fiddle Creek canyon from the Grand Trunk Pacific station



## SESSIONAL PAPER No. 25

to Miette Hot Springs, about eleven miles distant. The district is so rough and mountainous and the sides of the canyon so precipitous that much contour work was necessary and progress was slow.

Mr. J. A. Fletcher, D.L.S., took latitude observations on the second, third and fifth meridians and also in the railway belt of British Columbia.

The surveys of isolated settlements along Athabaska river were performed by Mr. E. A. Neville, D.L.S. Surveys were made at Chipewyan, Smith Landing and Fort Smith.

Mr. C. M. Walker, D.L.S., retraced two townships south of Medicine Hat. He also made a restoration survey of the townsite and villa lots at Banff, extended the townsite and surveyed the roads constructed around Banff, &c. The work at Banff was done for the Dominion Parks Branch, and was urgently required as applications for lots had to be withheld till the survey was completed.

Mr. L. F. Heuperman, D.L.S., who was employed for a short time only, did some subdivision northeast of Macleod.

## STATEMENT OF MILEAGE SURVEYED.

The following is a comparison of the mileage surveyed each year since 1910:—

Nature of Survey.	April 1, 1910 to March 31, 1911.	April 1, 1911 to March 31, 1912.	April 1, 1912 to March 31, 1913.
	Miles.	Miles.	Miles.
Township outlines .....	2,376	2,041	2,718
Section lines .....	11,849	10,098	10,365
Traverse .....	2,758	2,577	3,509
Resurvey .....	906	2,317	2,586
Total for season .....	17,889	17,033	19,178
Number of parties .....	64	61	72
Average miles per party .....	279	280	266

The following tables show the mileage surveyed by the parties under daily pay and by the parties under contract:—

## WORK OF PARTIES UNDER DAILY PAY.

Nature of Survey.	April 1, 1910 to March 31, 1911.	April 1, 1911 to March 31, 1912.	April 1, 1912 to March 31, 1913.
	Miles.	Miles.	Miles.
Township outlines .....	1,178	992	1,619
Section lines .....	1,487	823	1,358
Traverse .....	462	498	992
Resurvey .....	835	2,237	2,538
Total for season .....	3,962	4,550	6,507
Number of parties .....	30	29	35
Average miles per party .....	132	157	186

4 GEORGE V., A. 1914

## WORK OF PARTIES UNDER CONTRACT.

Nature of Survey.	April 1, 1910 to March 31, 1911.	April 1, 1911 to March 31, 1912.	April 1, 1912 to March 31, 1913.
	Miles.	Miles.	Miles.
Township outlines .....	1,198	1,049	1,099
Section lines .....	10,362	9,275	9,007
Traverse .....	2,296	2,079	2,517
Resurvey .....	71	80	48
Total for season .....	13,927	12,483	12,671
Number of parties .....	34	32	37
Average miles per party .....	410	390	342

Owing to the nature of their work, ten parties are not included in the statement of mileage for the year ended March 31, 1913.

## COST OF SURVEYS.

The following statement shows the average cost per mile of surveys executed by surveyors under daily pay and by surveyors under contract:—

	Surveyed under daily pay.	Surveyed under contract.
Total mileage surveyed .....	6,507	12,671
Total cost .....	\$507,815	\$325,882
Average cost per mile .....	\$78.04	\$25.72

## STANDARDS OF LENGTH.

The business of a land surveyor being to measure land, the first requisite of his profession is a correct measure. In the early days of Canada every surveyor upon receiving his commission was furnished by the Secretary of the Board of Examiners with a wooden yard by means of which he was directed to verify his chains. The length of a wooden rod is affected by moisture, heat and other causes; even if the length were correct, the accurate verification of a surveyor's chain by means of a yard requires elaborate apparatus and installations not usually at the disposal of surveyors. Such tests as a surveyor is able to make with a yard are suitable only for measurements of a rough character. One of my first acts in assuming the direction of Dominion Lands Surveys over thirty years ago, was to recommend the substitution of an adequate Standard of length, properly tested, in the place of the wooden yard Standard. I never ceased to urge the great importance and absolute necessity of this reform and I am glad to say that in a few months it will at last be accomplished. On account of the steps taken in endeavouring to obtain this reform is set forth in a resolution adopted by the Board of Examiners for D.L.S. on March 7, 1905. It is as follows:—

‘Prior to 1886, the Dominion Lands Act required every Dominion Land surveyor to be in possession of a standard measure of length which was to be furnished to him

## SESSIONAL PAPER No. 25

by the Department of Inland Revenue on payment of three dollars. The Standards, which were three feet pine rods, were of little or no use to surveyors and as no penalty was provided by the Act, few surveyors, if any, procured them.

In 1885, the Board of Examiners for Dominion Land Surveyors, impressed with the necessity of supplying adequate standard measures to surveyors, recommended that a line measure consisting of a 66 feet steel band be substituted in the place of the 3-foot wooden rod and that the Act be amended to provide that such measure should be furnished to surveyors by the Secretary of the Board, after being tested and stamped by the Department of Inland Revenue. A penalty of twelve months suspension was suggested for surveyors not complying with the law. These amendments were adopted by Parliament during the session of 1885-86 and assented to in June, 1886. The steel bands were immediately procured and the Board of Examiners deputed one of its members, Mr. W. F. King, to ascertain whether the Department of Inland Revenue had a suitable comparator for testing such measures. Mr. King interviewed Mr. Miall, Commissioner of Inland Revenue, who referred him to Mr. Johnstone, Chief Inspector of Weights and Measures. Mr. King was shown a comparator for testing end measures: he pointed out that it was not suitable for testing line measures such as those to be furnished to surveyors, and asked whether another comparator could be set up. Mr. Johnstone's reply was in the negative. It appeared from the conversation that the Department of Inland Revenue had for some time been asking a special building for their standards but so far had not succeeded in having it provided for in the estimates. When they obtained such a building, they would provide a suitable comparator, but not before. Thereupon, the board adopted a resolution recommending that the law be amended so as to place the testing of these measures under their own control and that the purchase of a comparator be authorized. Before acting upon this resolution, the Deputy Minister of the Interior communicated with the Commissioner of Inland Revenue and was informed that the comparator would be procured and set up.

Then followed a period of five years during which the Department of Inland Revenue alternately refused and agreed to set up the comparator until it was finally set up in 1891. The plans had been furnished by the Surveyor General, but the workmanship was so rough that the tests were never satisfactory. However, it was used for some years, one hundred and thirty-five measures being tested and issued to surveyors.

The uncertainty of measurements under these conditions may be illustrated by the experience of Mr. A. O. Wheeler, one of the surveyors of the Department of the Interior, with a 100 metres tape. A test of this tape was furnished by the manufacturers, Messrs. Keuffel & Esser, of New York, and another test by the United States Coast and Geodetic Survey. It was also compared with Mr. Wheeler's subsidiary standard which had been tested once by the Department of Inland Revenue and twice by this Board. The five comparisons reduced to the same temperature and tension show the tape to be too long as follows:—

Keuffel & Esser. . . . .	0.194 inch.
U. S. Coast and Geodetic Survey. . . . .	0.946 "
Department of Inland Revenue. . . . .	1.498 "
Board of Examiners for D.L.S., first test. . . . .	2.073 "
Board of Examiners for D.L.S., second test. . . . .	2.307 "

The above figures show an uncertainty of over two inches in the length of this tape, equivalent to about three feet per mile. How unsatisfactory this is may be understood when it is stated that on well equipped comparators tests are now made with a precision equivalent to one or two-tenths of an inch per mile. Such an extreme precision is not required by surveyors in the ordinary practice of their

4 GEORGE V., A. 1914

profession, but it is not unreasonable to ask for them an accuracy of one-fiftieth of an inch for a 66 feet tape, which is equivalent to 1.6 inches per mile.

A rough wooden shed for the comparator had been put up on an ordnance lot on Cliff street. The door was closed with a cheap padlock and light given through a few small windows without shutters. In 1902, or thereabouts, the place was entered by boys who broke the windows, stole seven steel bands and parts of the comparator, broke the thermometers and left everything in confusion. It was stated by the Deputy Minister of Inland Revenue that steps would be taken to replace the missing parts and to put the comparator in proper shape again but this has not yet been done and the tests of the measures furnished to surveyors since 1901 are not, in the opinion of the Board, sufficiently accurate to meet the requirements of the profession. The Surveyor General interviewed recently the Chief Inspector of Weights and Measures and was informed that the comparator on Cliff street would not be repaired but that one would be placed in a building to be erected for the standards. In the meantime, the measures would be tested on a mural standard back of the Langevin Block.

It is thus seen that we have come back to the point we started from nineteen years ago: the present Chief Inspector states, as Mr. Johnstone did then, that a suitable comparator will be provided when a building is erected for the standards. The Board is of the opinion that such a condition of affairs should not be allowed to continue any longer and that steps should be taken immediately to furnish to surveyors measures tested with sufficient precision for the purpose of their profession. After full consideration and discussion, the Board have come to the conclusion that the matter will not be properly attended to until it is placed under their control; therefore they recommend that the Dominion Lands Act be amended accordingly and that authority be granted for the establishment of a suitable comparator.

The Chief Inspector of Weights and Measures was quite right in declining to test our measures until a building was provided. Control of the temperature is essential for proper tests; its variations must be extremely slow. This requires a substantial building; without it the accuracy of the tests would have been illusory.

The amendment to the law was not made until March, 1908, when the Dominion Lands Surveys Act was assented to. Section 35 of the Act directs the Surveyor General to furnish standard measures to surveyors and to make the necessary tests of these standards.

The next thing to be done was to erect a building for the installation of the testing apparatus so that the directions of the law could be carried out. Provision for the erection of the building was made in the estimates for several years in succession, but it was not commenced until last year. It is nearly finished. It is expected that the comparator will be installed and measures tested before the end of the summer.

The comparator was designed under the direction and according to the indications of Mr. Chas. Ed. Guillaume, Assistant Director of the International Bureau of Weights and Measures, who is probably the greatest living authority on questions relating to the measurement of lengths.

The plans were made and the apparatus constructed by the 'Société Genevoise pour la Construction d'Instruments de Physique et de Mécanique,' a firm which has made a specialty of this kind of apparatus. The comparator consists of a four metres invar rule divided into millimetres, borne by a carriage which moves upon rails opposite reference marks attached to concrete piers. The length, of the base, 32 metres, is sufficient for testing directly English measures up to 100 feet. The section of the invar rule, something like the letter 'h,' is entirely new. The apparatus, which is very elaborate, is provided with all the appliances necessary for convenience in handling and accuracy in results. The thanks of the Department are due to Mr. Guillaume for devising the apparatus, directing its construction, standardizing the invar rule, testing

## SESSIONAL PAPER No. 25

and calculating tables of corrections for the precision thermometers, and helping us in many other ways.

The new subsidiary standard is a steel tape one-quarter inch wide, 0.012 inch thick and a little over 66 feet in length. On one side, at every ten links, one-tenth of a link is divided into hundredths and half hundredths. On the other side, at every ten feet up to 50 feet, one-tenth of a foot is divided into hundreds and fifths of a hundredth. The graduations, which are engraved, are very fine. A tension handle is provided for applying the tension of 10 pounds under which the tape is tested and certified. The standard is made by the Lufkin Rule Company of Canada; its perfection and accuracy are remarkable. The company fully realize the need and importance of an accurate standard; the surveying profession is indebted to them for their hearty co-operation in producing it.

## ERRORS IN DOMINION LANDS SURVEYS.

Nearly nine-tenths of the existing surveys have been executed under my direction. When I took charge, the subdivision surveys had barely crossed the western limit of Manitoba; they now spread from Ontario to the Pacific Ocean and to township 110 in the north.

Under the provisions of the first Dominion Lands Act, a quarter section was held to contain 160 acres, whatever might be the actual contents. It followed that a section side was held to be one mile in length and was so returned by the surveyors. Four directions, no more, were admitted for section or township lines and entered by surveyors in their field notes, namely, north, south, east and west. Although the law has been changed on my recommendation and surveyors now return in their field notes what they actually find, the principle of the old law was sound. It makes absolutely no difference to a farmer whether his quarter section contains 159 or 161 acres; by calling the area 160 acres and the section side one mile, a great simplification was introduced in all land transactions. Evidently, the Surveyor General, Col. Dennis, when drafting the first Dominion Land Act, expected that the discrepancies of the survey could be kept within narrow limits and that is where the principle failed. As time went on, we heard of discrepancies sometimes exceeding a quarter of a mile, where, according to the surveyor's field notes, everything was perfectly regular. These errors appear to be spread all over Manitoba. In extending the surveys west of Manitoba, discrepancies of a like nature, although on a smaller scale, were met with; they were located and corrected by astronomical observations. Measuring on the earth by means of the stars is a roundabout way of finding distances and not a very accurate one, but it was the best we could do. We thus managed to keep errors within bounds outside of Manitoba. On reaching Peace river, we were a quarter of a mile out, but Peace river is a long way off; the error was corrected later. So far as we are able to judge, and with the exception of lower Peace river, which has not been checked, few if any township lines outside of Manitoba are more than 200 feet out of position.

For a long time, the condition of affairs in Manitoba was utterly incomprehensible; errors would crop up in the most unexpected places. In starting from a township corner and steering for the next one, we were never sure we would hit it or anywhere near it. The field notes of the old surveys, in which the entries were often purely conventional, afforded very little assistance. The trouble was attributed to the carelessness and incompetence of early surveyors, but even if it had been understood it was too late for making corrections, because the lands had been taken up and their boundaries could not be changed. The climax happened when the principal meridian was produced northerly across lake Winnipeg for the purpose of surveying lands along the Hudson Bay railway; it was found by astronomical observations that township 35 was one-third of a mile too far north. A connected system of survey could not be carried out with errors of this magnitude in the short space of 35 townships,

4 GEORGE V., A. 1914

and so it was decided to find out what the trouble was by going over the old lines right from the beginning. This was done last year by Mr. A. G. Stuart, who retraced the principal meridian from the international boundary to township 28. Then came the astonishing discovery that the errors were mostly due to the use of incorrect measures. The old surveyors were not to blame, but their chains were wrong and this was because the means of verification furnished to them were inadequate. The evidence is incontrovertible. Milner Hart, for instance, in laying out fifteen townships in 1871 made all his miles within a few links of the same length, which is proof of careful chaining, but every mile is 13 feet too long, which shows that his chain was two inches too long. It may be asked how it could possibly be so much in error. If Milner Hart verified his chain by stretching it on the prairie and measuring it with the wooden yard, furnished to him as a standard, the error on each yard length was less than one-tenth of an inch and is perhaps not more than was to be expected under the circumstances and with such rudimentary means of verification. If the measurements had been continued with that same chain up to Peace river or the Pacific Ocean, the township lines would have been nearly three miles out of position. If all the chains had been equally wrong, there would have been no difficulty; the townships and sections would have been square and all of equal size, without gap or overlap anywhere. But the chains were of various lengths; there were even some that were correct. The conditions can now be easily understood. Between the lines run westerly from the principal meridian and those run easterly from the second meridian upon which lengths are about correct, there is a gap which varies all the way from a few chains to 26 chains. This is not all; the base lines running east and west are affected by the same causes as the meridians and produce another set of discrepancies. The result of the whole is inextricable confusion.

It is unfortunate that surveyors were not at the outset provided with adequate means of verifying their chains. If lengths had been correctly measured, the land survey of the Dominion would have been the most perfect and remarkable one in the world.

## CORRESPONDENCE.

The correspondence of this Branch consisted of:—

Letters received. . . . .	12,598
Letters sent. . . . .	16,600

## ACCOUNTS.

Number of accounts dealt with. . . . .	1,280
Amount of accounts. . . . .	\$976,436
Number of cheques forwarded. . . . .	3,630

## CHIEF DRAUGHTSMAN'S OFFICE.

(*T. Shanks, Chief Draughtsman.*)

In last year's report reference was made to the difficulty of carrying on efficient work owing to the many changes in the staff. As a result of these changes the unsatisfactory condition of the technical staff deserves serious consideration. It is becoming more difficult every year to have the office work attended to and it is falling in arrears. Only the immediate demands of the public can be dealt with under present conditions and even these cannot in many cases be given the consideration they deserve. It follows that much interesting and valuable information collected at great cost by the

## SESSIONAL PAPER No. 25

surveyors cannot be made available for the public because we have not enough employees to compile it from the reports and field notes. Unless some measure of relief is obtained soon, the situation will get beyond control.

The technical staff consists of 93 men, or rather should consist of 93 men if all the vacancies were filled, but appointments cannot be made fast enough to fill the places of those who are leaving to do better elsewhere and who, as a rule are the most useful and efficient of our men. Many of the nominees of the Civil Service Commission after becoming aware of the prospects offered, decline the appointment. Others stay a few months and resign or are transferred to other offices.

In the past, applicants for positions in the office have been selected in most cases from graduates of recognized universities, preference being given to men who have some special training in mathematics or engineering. During the last few years we have not been able to induce a sufficient number of competent men to accept employment or to remain in the service after appointment. Since May 1, 1910, the Civil Service Commission has been asked for the appointment of 65 technical clerks. From the applications received, 71 men with the required qualifications were selected but only 58 reported for duty and of these only 31 are at present on the staff. The fact that we are not able to obtain a sufficient number of qualified men to fill vacancies shows that the initial inducements are not attractive enough and the fact that we cannot retain the men who are appointed proves that the prospects for advancement are not to be compared with those of similar positions outside our service.

The duties of the technical staff may be classified under four heads, viz.:

1. Drafting instructions to surveyors.
2. Checking the work of surveyors, pointing out their mistakes and the corrections required.
3. Plotting the surveys and issuing the plans.
4. Furnishing technical information to other Departments and to the public.

The technical employee must be at least as well qualified as the surveyor if he is to tell the latter how his survey is to be made, but while the surveyor is paid at the rate of \$3,100 to \$4,500 a year, the technical employee is appointed at \$1,200 a year with very remote prospects of ever advancing beyond \$1,600. That the surveyors are not paid too much is proved by the fact that the number of recruits is barely sufficient for the needs of the service. In the West, the regular salary of a provincial land surveyor is fifteen dollars per day. The disproportion in the remuneration of the technical employee, who is fully as well qualified as the surveyor, explains why his services cannot be retained.

The consequences of this policy are manifold. A surveyor may be waiting for instructions because no competent employee is available to draft them; it would be cheaper to pay a fair salary to an employee than to keep a whole survey party idle. Or it may be that some plotting or other work has to be done before the survey can be proceeded with. If done by the surveyor while his party is waiting, it will cost \$40 to \$75 per day according to the size of the party. It could be done here by an employee at five or six dollars per day, but to have it done at \$3.50 per day is a hopeless task. Many instances could be cited where the present organization of the staff is a cause of great waste, but the worst feature is the baneful effect on the surveys administration generally.

As the past decade has been one of remarkable activity in western Canada, the surveys of Dominion Lands have had to keep pace with the rapid progress in settlement and industrial development. To lay out the land ahead of the homesteader, the miner and the lumbermen has necessitated the organization of a large field staff, directed from the head office. This meant constantly keeping in touch with a widely scattered corps of surveyors, furnishing them with detailed instructions for their work and examining their field notes to see that the surveys were satisfactorily made.

4 GEORGE V., A. 1914

The magnitude of this work may be judged from the following statement showing the number of surveyors employed for the past ten years:

Year.	On day pay.	On Contract.	Total number of surveyors employed.
1903.....	16	53	69
1904.....	25	57	82
1905.....	29	20	49
1906.....	35	29	64
1907.....	33	30	63
1908.....	39	31	70
1909.....	38	26	64
1910.....	39	34	73
1911.....	41	33	74
1912.....	44	37	81
Total.....	339	350	689
Average.....	34	35	69

While the extent of the surveys performed is a fair indication of the amount of office work for the year, it cannot be accepted as an accurate guide. The problems of survey work grow in complexity as settlement increases and this is true not only of field work but of questions of office administration. The surveys of early years were confined to township subdivision on the prairie. The instructions were simple, the work in many cases was performed by men who possessed neither lengthy experience nor special technical knowledge and the examination of the notes and plans was made with little attention to detail. As a result of settlement and the consequent increase in the value of the land, many things that were overlooked in the surveys of thirty and forty years ago have come to light. These frequently lead to disputes among settlers and to much investigation on the part of the Department and the errors are often difficult and sometimes impossible to correct. The law provides for corrections under certain conditions and an attempt is made to remove the trouble in every case where there is a possibility of this being done.

Among the other phases of work which have developed during recent years may be mentioned the growing demand for special settlement and townsite surveys, the greater attention given to exploratory and purely topographical work, the examination of railway and highway plans and the constantly increasing correspondence with the public and with surveyors in private or provincial practice who depend upon this office to furnish information about surveys already made. The research work entailed in collecting data from old survey records is not always easy and is further complicated by the fact that the offices of the Department are not accommodated in one building.

#### FIRST SECTION—SURVEY INSTRUCTIONS AND GENERAL INFORMATION.

(*H. G. Barber, Chief of Section.*)

The work performed in this section consists, in general, of the preparation of instructions for the surveyors in the field, the entering of all survey returns in the various registers, the issuing of all preliminary plans except for the townships in the railway belt of British Columbia, the issuing of the Annual Report of the Branch, and the answering of requests for information received from the general public and from other Branches and Departments.

Two hundred and fifty-five drafts of instructions were issued involving the preparation of 2,019 sketches and 253 maps and tracings.



## SESSIONAL PAPER No. 25

One thousand four hundred and fifteen communications from settlers and others and inquiries from other Branches and Departments were dealt with. This necessitated the preparation of 1,830 sketches, 181 plans and tracings and 368 pages of field notes. Two thousand and twenty-nine copies of sketches were also made for the information of other Branches.

Preliminary plans were issued for 282 townships. Four copies of each are prepared, one copy being placed on file in this office, and one each being furnished to the Survey Records Branch, the Land Patents Branch, and the land agent in whose district the township lies.

Plans of 517 townships and 9 townsites and settlements were received from the lithographic office as well as 84 sectional maps and 153 miscellaneous plans.

The office registers show that there were received from the surveyors in the field, 1,372 progress sketches, 336 books of field notes for township surveys, 299 books and 254 plans for miscellaneous surveys, 210 timber reports, 176 statutory declarations, and returns for 73 magnetic observations and for 13 timber berths. General reports on their survey operations were received from forty surveyors.

Their examination being completed, 431 field books of township surveys and 52 books and 138 plans of miscellaneous surveys were placed on record.

The number of files received from the Correspondence Branch for use in the work of the office was 1,845.

The total number of draft letters and memoranda was 6,322.

The preparation of the new edition of the Manual of Instructions for the survey of Dominion Lands was completed during the year. It is now in the hands of the printers and it is expected that it will be issued shortly.

A new edition of the pamphlet entitled 'Description of the surveyed townships in the Peace River district in the provinces of Alberta and British Columbia' has just been prepared. It is now ready for the printers and is expected to be ready for distribution in a couple of months.

A new feature of the work of the section was the preparation of topographical maps of Banff, Woodhaven and Fitzhugh townsites and of Bankhead cemetery on which schemes of subdivision were laid down and from which working plans for the surveyor were prepared. This involved a large amount of work requiring the full time of three draughtsmen for about three and one-half months. The plans for Bankhead cemetery and the townsites of Woodhaven and Banff have been completed but considerable work still remains to be done in connection with Fitzhugh and the villa lot section of Banff.

For some time this staff has been labouring under the handicap of insufficient accommodation, it being necessary to have some of the members working in the rooms belonging to other sections. This, however, has been remedied. During the year the staff of Section IV removed to the Imperial Building and the room formerly used by them is now occupied by part of this staff.

The strength of the staff is 24 and in addition there is at present one temporary employee. This is four short of the required number and as a result a good deal of the less urgent work has had to be laid aside for the present.

## SECOND SECTION—EXAMINATION OF RETURNS OF SURVEY.

*(T. S. Nash, Chief of Section.)*

In this section examination is made of the returns of survey of all Dominion Lands other than those in the railway belt in British Columbia and the necessary plans thereof are prepared.

As soon as a surveyor completes the survey of a township, or a portion thereof, he forwards a sketch showing the progress of his work. These sketches are examined to see that correct methods are being employed and that satisfactory results are being

4 GEORGE V., A. 1914

obtained. 375 progress sketches from contractors, 532 from men employed by the day, and 195 from inspectors of contract surveys were examined making a total of 1,102 sketches.

A radical change was made in the method of dealing with water areas in the prairie provinces. Experience has shown that many of the bodies of water commonly called lakes are not permanent bodies of water since they vary largely in area according to the amount of annual precipitation. Surveyors define the position of the banks of these bodies of water to the best of their ability at the time of survey and in the preparation of the township plans areas have heretofore been calculated to the bank. This variable bank has not proved a satisfactory boundary and it has now been decided to use the information supplied by the surveyor to make a selection of certain aliquot parts of the quarter sections adjoining such bodies of water and to show the areas of these parts upon the plans for purposes of disposal. This change in method necessitated the changing of about two hundred plans that had been completed in the former way. It was also decided to omit the areas of patented lands from plans that are being amended. This involves considerable clerical work in obtaining the information to the date of confirmation of the plan. These changes have made it advisable to resume the practice of re-compiling plans that are out of print 602 township plans were compiled, 290 of which were first edition plans.

Examination was made of 206 subdivision surveys, 142 miscellaneous and 274 township outlines. Compiled plans of 63 miscellaneous surveys, 4 settlements and 16 timber berths were made. Four hundred and thirteen memoranda on examination of survey returns were sent to surveyors and 446 replies were received and the necessary corrections made. The number of draft letters prepared was 1,520. Thirty-nine contract accounts were prepared and closed as the work was shown by the inspectors' report to be satisfactorily performed.

Considerable progress was made with the maps of the Yukon Territory mentioned in last year's report. Eight sheets in the vicinity of Dawson are now completed, three at Tantalus and a chain of five sheets between Whitehorse and the British Columbia boundary. Six group lot surveys and the survey of base lines on several tributaries of Stewart river were examined.

Requests for information from other Branches of the Department involved the writing of 288 memoranda, the preparation of 137 sketches, and the calculation of 940 areas. The field notes were examined and plans prepared for 16 timber berths comprising 27 blocks whose boundaries totalled 255 miles of survey and whose area is approximately 98 square miles. The returns of nine other timber berths were examined also.

The plans of road diversions submitted by the Provincial Governments have been examined to the number of 341. Of railways 155 plans of right-of-way were examined, the mileage of which is 2,891. As many of these plans were in duplicate, or triplicate, the gross mileage of plans examined was 4,418.

A great deal of time has been spent upon the preparation of a topographical map of the valley of Fiddle creek in Jasper Park, and on the preparation of a new plan of the town of Banff.

Five men resigned from the staff during the year and two were appointed, the staff now consisting of 23 permanent clerks and two temporary employees.

#### THIRD SECTION—DRAWING FOR REPRODUCTION.

(*C. Engler, Chief of Section.*)

The work of this section consists in drawing plans for reproduction by photography and lithography, and of any work of like nature arising in the other sections of this Branch of the Department. Wherever possible, letters and figures are made by means of type, a small press or small tripods being used for printing.

## SESSIONAL PAPER No. 25

The output of plans of townships, the main work of the section, has been somewhat smaller than usual owing to changes made in the method of representing lake shores and areas bordering on lakes. Before a satisfactory way of showing these was arrived at several of the first methods had to be abandoned after considerable work had been done on plans in each case. Generally speaking, plans of resurveys and corrected editions of plans are more complicated than first editions and require more time and special attention to exceptional details, not going so regularly through the ordinary routine.

Below is a statement of work done.

Plans of townships prepared for printing. . . . .	538
Plans of settlements, subdivisions, group lots, townsites, villa lots, &c. . . . .	69
Plans to accompany Orders in Council. . . . .	13
Miscellaneous plans, such as timber berths, sketch maps, profiles, drawing of apparatus, &c. . . . .	117
Surveying instruments and steel tapes engraved with numbers or monograms. . . . .	117
Certificates and Commissions engrossed for Board of Examiners for Dominion Land surveyors. . . . .	56
Colored designs for pamphlet covers, sketches for half tones for pamphlets, &c. . . . .	20
Total. . . . .	930

No changes in the regular staff have occurred during the year, but five additional temporary clerks have been employed since January 1, 1913.

## FOURTH SECTION—SURVEYS IN THE RAILWAY BELT—BRITISH COLUMBIA.

(*E.L. Rowan-Legg, Chief of Section.*)

The work of this section has been the preparing of preliminary plans from sketches sent in by surveyors, showing the progress of their work in the field, the examination of surveyors' field notes and plots, the compiling of township and other plans, the comparing of fair copies of township and other plans and replying to requests for various information.

The work done has been as follows:—

Preliminary plans compiled 52, and copies made 260; surveyors' field notes of subdivision surveys examined 27, and plots 29; of mineral claims 3; of miscellaneous surveys 13; township plans compiled 98; townsite plans compiled 2; miscellaneous plans compiled 2; fair copies of compiled plans compared 131; various plots and sketches made 142; odd jobs and requests for various information dealt with 312; draft letters and memoranda written, 341.

A schedule of Indian reserves was prepared to accompany a report of the Minister of the Interior recommending that the lands included in these reserves be withdrawn from the operations of the regulations for the administration and disposal of lands within the railway belt. This recommendation was approved by Order in Council of January 25, 1913.

The staff of this section consisted of seven men, but this number was reduced by the removal of one to another section of the Branch, the absence of two for a considerable length of time on sick leave, and by the illness and death of Mr. Henry Lawe, D.L.S., who was a faithful and most industrious member of this staff for nine years. The staff, therefore, is reduced to five men.

4 GEORGE V., A. 1914

As it was found that the building on Metcalfe street was too crowded, it was considered advisable that this staff should be moved to other quarters; it now occupies a room in the Imperial Building on Queen street.

## FIFTH SECTION—MAPPING.

(*J. Smith, Chief of Section.*)

The work of the fifth section is principally on the sectional maps, compiling new ones as required and revising old ones, keeping them up to date as to new surveys, railways, post offices, &c., and also making other maps that require the work of expert draughtsmen.

Apart from the sectional maps, work, equivalent to the work of one man for 245 days, was done by this section on miscellaneous drawings to accompany reports of surveyors, and 28 days were spent in revising the map of the Peace River district.

On January 1, 1913, the staff of this section was increased by the transfer from the Sixth Section of four men whose principal work is the compiling of pamphlets descriptive of the newly surveyed districts of the western provinces. The pamphlets contain not only all the reports received from surveyors between July, 1911, and July, 1912, but also all the available information respecting the natural features and resources of the district.

All available information was collected and edited for the St. Ann, Saddle Lake, Shell River, Brule and Duck Mountain pamphlets which contain descriptions of one hundred and twenty-three townships each.

The staff of this section now numbers seventeen.

Illness and accidents caused loss of work during the year equivalent to the work of one man for 345 days, which is about 8½ per cent of the aggregate time of the staff.

## SIXTH SECTION—SCIENTIFIC AND TOPOGRAPHICAL WORK.

(*G. Blanchard Dodge, Chief of Section.*)

The work performed in general in this section consists of issuing instructions for and plotting returns of levels on meridians and base lines, checking and reducing magnetic observations, calculating astronomical field tables, testing and adjusting survey instruments, and preparing and issuing the pamphlets containing surveyors' township reports, &c. The level work was in large part transferred in the early part of the year to the Calgary office of the Branch. The preparation of the pamphlets containing the surveyors' township reports was on December 31, 1912, transferred to the Fifth Section.

The number of magnetic declination returns received for the year ending March 31, 1913, is 1,278, making a total to date since 1908, of 4,119. Dip and total force observations for the year number 30, with a total of dip observations since 1908, of 144, and of total force observations 120. A statement of the observations for the past year is published with the report of the Branch in monograph form.

The computations of the triangulation in the railway belt of British Columbia are in hand. It is expected that full information for that portion extending from the Salmon Arm base to the Kootenay base will be available during the coming winter.

All the returns of azimuth observations for the year 1911 received during 1912 have been examined and checked and also the latitude observations of Mr. J. A. Fletcher, D.L.S., taken during 1912. The astronomical field tables for the year have been computed.

The following reports of townships have been compiled from the surveyors' reports and sent to press from April 1, 1912, to December 31, 1912.

## SESSIONAL PAPER No. 25

1. Reports on townships east and west of the Principal Meridian and west of the Second Meridian.

2. Reports on townships west of the Third Meridian.

3. Reports on townships west of the Fourth Meridian.

4. Reports on townships west of the Fifth and Sixth Meridians.

5. Reports on townships in the railway belt, B.C.

The work done at the Surveys Laboratory for the past year, includes the testing and adjusting of 10 blocks survey transits, 72 subdivision transits, 60 sidereal watches, and 62 subsidiary standards of length.

The number of letters received during the year was 450 while the number of letters sent was 1,203, besides 380 memoranda. Sixty letters of instructions to surveyors were prepared.

The staff at the close of the fiscal year consisted of seventeen permanent and three temporary clerks.

## PHOTOGRAPHIC OFFICE.

*(J. Woodruff, Chief Photographer.)*

The work of the Chief Photographer shows a slight decrease in the total number of jobs for the year. This, however, is more than compensated for by the fact that there has been a very large increase in the number of Vandyke and blue prints made, and these are of much larger size than those of previous years.

A new Enlarging Camera is under construction capable of taking negatives up to 20 inches instead of 14 inches as in the present camera. This will facilitate bromide enlarging, and permit of much quicker and better work being done.

## PHOTOGRAPHIC OFFICE.

*(H. K. Carruthers, Process Photographer.)*

While the negatives and photo-liths appear to be smaller in number this year than last, the fact must not be overlooked that we are now handling much larger plates. An original which previously took four (4) 15 x 18 inch negatives is now made on a 24 x 32 inch plate, and the same procedure is followed in printing on zinc plates.

A new board of unique type has been placed on the copying camera. On the back is a frame made of steel angle iron with cross bars. By the adjusting of some twenty fine threaded screws, the whole surface of the board can be made perfectly flat.

Millimeter scales of brass have been added to the sealing rod making our reductions and enlargements more accurate.

A plate glass fifty inches square in a sliding frame hung from the steel rails above, keeps the copies in close contact with the board and is automatically held there, or released, by catches at the back.

## BOARD OF EXAMINERS FOR DOMINION LAND SURVEYORS.

*(F. D. Henderson, Secretary.)*

The Board of Examiners held two meetings during the year. The first was a special meeting lasting from April 27 to June 1 (inclusive), 1912, during which examinations were held at Ottawa, Toronto, Calgary and Edmonton. The second was the regular annual meeting which began February 10 ('the second Monday in the month of February' as provided in the D.L.S. Act, section 9) and lasted until March

4 GEORGE V., A. 1914

27, 1913. Examinations were held at Ottawa, Kingston, Toronto, Winnipeg, Calgary and Edmonton. Two hundred and seventy-one candidates were examined.

Following are the names of the successful candidates:

PRELIMINARY EXAMINATION (56).

Albrecht, Eric W., Ottawa, Ont.	Lumb, William Ewart, Fort Stewart, Ont.
Alport, Frederic, Orillia, Ont.	MacDonald, Leslie Stuart, Prince Edward Island.
Badgley, Leonard Amey, Canfield, Ont.	Macdonald, Charles Alexander, Toronto, Ont.
Ball, Alfred Nepean, Grenfell, Sask.	Masson, Duncan Morrison, Toronto, Ont.
Batters, G. W. Stanley, Edmonton, Alta.	Matheson, Alexander, Armow, Ont.
Beatty, Frank Weldon, Pembroke, Ont.	Melrose, Thomas Montague, Coaticook, P.Q.
Beatty, William Benjamin, Sarnia, Ont.	Mitchell, John Clarence, London, Ont.
Bedard, Henry J., Courtright, Ont.	Morse, Graham Parsons, Prince Albert, Sask.
Bick, Arthur Hardie, Ottawa, Ont.	McAndrew, Joseph Benedict, St. Catharines, Ont.
Bromley, Robert Cecil, Winnipeg, Man.	McNally, Henry Augustine, Westport, Ont.
Brown, Ernest Frank, Ottawa, Ont.	Ney, Cecil Herman, Anrora, Ont.
Brownlee, William Fisher, Macdonald's Corners, Ont.	O'Sullivan, J. F. Blake, Quebec, P.Q.
Bruynseraede, René Paul P. A., Edmonton, Alta.	Petrie, Edward, Ottawa, Ont.
Calvin, Collamer Chipman, Kingston, Ont.	Raley, William Emsley, Lethbridge, Alta.
Carson, John Alton, Vancouver, B.C.	Rance, Charles Clarence, Toronto, Ont.
Child, Cyril George, Calgary, Alta.	Robinson, William Earl, Beathton, Ont.
Clendinning, James, Lurgan, Ireland.	Robinson, Edward Keith, Kingston, Ont.
Cuthbertson, William, Perth, Ont.	Ross, William Wrighton Eustache, Pembroke, Ont.
Daly, William Patrick, Ottawa, Ont.	Säbert, Percy T., Southampton, Ont.
Dawson, Wilfrid Laurier, Ottawa, Ont.	Scott, Buckton Arthur, Edmonton, Alta.
Douglas, Frederick William, Toronto, Ont.	Teare, Frank, Toronto, Ont.
Falls, Orville M., Toronto, Ont.	Thomas, Llewellyn Olding, Westmount, Que.
French, Merritt Henry, Calgary, Alta.	Venny, Leonard Thomas, Brockville, Ont.
Gray, Blair, Komoka, Ont.	Van Patter, Hugh Stanley, Aylmer, Ont.
Hughes, Charles, Calgary, Alta.	Watson, Frederick Errol, Toronto, Ont.
Hunt, Septimus, Calgary, Alta.	Wilkinson, Robert Greenless, Regina, Sask.
Humphreys, Wilfrid, Winnipeg, Man.	Wilson, James Clarence, Wingham, Ont.
Hvatt, Albert Edward, Revelstoke, B.C.	
Knight, Sydney, Edmonton, Alta.	

FINAL EXAMINATION (44).

Baird, Wilmot Johnston, Scarboro, Ont.	Malcolm, William Lindsay, Guelph, Ont.
Beresford, Henry Edward, Portage la Prairie, Man.	Milliken, John Bolton, Ottawa, Ont.
Buchanan, John Alexander, Edmonton, Alta.	McArthur, Alexander Stanley, Toronto, Ont.
Calder, John Alexander, Ashcroft, B.C.	McDonald, Harold French, Winnipeg, Man.
Cameron, Charles Scott, Regina, Sask.	McElhanney, Thomas Andrew, Vancouver, B.C.
Cameron, Maxwell George, Peterborough, Ont.	McKay, Robert B., Vancouver, B.C.
Cannell, Herbert William, Ottawa, Ont.	McLellan, Roy Alexander, Harrison, Ont.
Carscallen, Hobart Rodney, Calgary, Alta.	Nesham, Edward Williams, Ottawa, Ont.
Carthew, John Trewalla, Edmonton, Alta.	Parry, Harry, Ottawa, Ont.
Coltham, George William, Aurora, Ont.	Pearson, Hugh Edward, Edmonton, Alta.
Cordukes, John Philip, Ottawa, Ont.	Pinder, George Zouch, Edmonton, Alta.
Coumans, Oliver Frank, Chepstow, Ont.	Pounder, John Allan, Ottawa, Ont.
Donnelly, Cecil, Winnipeg, Man.	Ratz, John Earl, Ottawa, Ont.
Elliott, George Reginald, Goderich, Ont.	Reid, John, Winnipeg, Man.
Ellis, Douglas Stewart, Kingston, Ont.	Robertson, Edgar Doctor, Edmonton, Alta.
Fletcher, William Arthur, Calgary, Alta.	Sagre, Beresford Henry, Toronto, Ont.
Johnson, Hubert Colpoys, Ottawa, Ont.	Seigner, William Adam, Toronto, Ont.
Johnston, Charles Ernest, Toronto, Ont.	Vickers, Thomas Newell, Renwick, Ont.
Johnston, James Homer, Cottam, Ont.	von Edeskaty, Joseph Otto, Vancouver, B.C.
Lamb, Frederick Carlyle, Saskatoon, Sask.	Wadlin, Lorenzo Norette, Ottawa, Ont.
Macdonald, George Alexander, Muirkirk, Ont.	Warrington, George Albert, Winnipeg, Man.
	Waugh, Bruce Wallace, Berlin, Ont.
	Weli, William Alfred, Ottawa, Ont.

The answer-papers of all candidates were sent to Ottawa as usual and the reading and valuation of these formed a large part of the work of the Board. At each meeting also a complete set of question papers was prepared to be held in readiness for the next examination.

Provincial surveyors writing under section 21 of the Act, are required to produce their provincial certificates, and other final candidates are required to produce affida-

SESSIONAL PAPER No. 25

vits of service under articles. All such evidence was examined and passed upon by the Board. Two minors who had presented themselves for final examination were admitted on the understanding that in case they were successful their commissions would not issue until they became of age and furnished affidavits in the regular form.

Several applications were received from college graduates asking to be admitted to the privileges of the shorter term of service under articles as provided for by section 22 of the Act. Favourable decisions were given in the following cases:—

(a) Graduates of the School of Mining, Kingston, in the Power Development Course.

(b) Graduates of the University of Alberta, who have taken certain courses in the Department of Applied Science.

(c) Graduates in Civil Engineering of Dalhousie University, Nova Scotia.

A form of Instructions to Presiding Examiners was drawn up and adopted. It is hoped by this means to secure uniformity in the method of dealing with candidates and in the manner of sending in the returns, and thus to facilitate the work of the Board.

Short forms for articles of apprenticeship and for transfer of articles were drawn up. These were afterwards passed by Order in Council and are now in use. They replace forms B and E in the Appendix to the Act.

Thirty-four commissions as Dominion Land surveyors were issued to those who had passed the final examination, and had furnished oaths of office and allegiance and bonds for the sum of one thousand dollars as required by section 25 of the Dominion Lands Surveys Act.

Every Dominion Land surveyor is required to be in possession of a subsidiary standard of length (D.L.S. Act, Section 35). The issue of the style of standard which has been in use for some years was discontinued in May, and a new model was adopted which, however, was not ready for distribution until October. It is a steel tape one-quarter of an inch wide and a little over 0.012 of an inch thick. It shows links on one side and feet on the other. The new standard weighs nearly one pound less than the old; it is also more accurate and more convenient for use. Forty-seven standards were issued during the year after having been carefully tested in the Surveys Laboratory. Forty-five of these went to Dominion Land surveyors and two to provincial surveyors. A list of Dominion Land surveyors who are in possession of standard measures, will be found in Appendix No. 10.

In February the office of the Secretary of the Board was removed from the Topographical Surveys Branch, Metcalfe street, to the Imperial Building, Queen street. A more commodious room was secured which will also serve for a Board Room. A type-writer clerk has also been appointed to assist with the work.

The correspondence of the Board was as follows:—

Letters received.. . . . .	1,656
Letters sent.. . . . .	781
Circular letters, pamphlets, notices, &c., sent.. . . . .	1,783

The following table shows the number who have tried the various examinations each year since 1900, and the number and percentage of successful candidates:—

4 GEORGE V., A. 1914

FISCAL YEAR.	PRELIMINARY.			FINAL.			D. T. S.			TOTAL.		
	Tried.	Pas'd.	Per cent Pas'd.	Tried.	Pas'd.	Per cent Pas'd.	Tried.	Pas'd.	Per cent Pas'd.	Tried.	Pas'd.	Per cent Pas'd.
1899-00	7	6	86	5	4	80	0			12	10	83
1900-01	5	5	100	5	5	100	0			10	10	100
1901-02	30	26	87	10	9	90	0			40	35	88
1902-03	31	22	71	8	8	100	0			39	30	77
1903-04	43	37	86	18	13	72	0			61	50	82
1904-05	57	42	74	23	20	87	1	0		81	62	77
1905-06	36	25	70	27	19	70	4			67	44	66
1906-07	20	15	75	20	15	75	1	0		41	30	73
1907-08	132	67	51	23	21	75	1	0		161	88	55
1908-09	224	88	39	52	27	52	3	1	33	279	116	42
1909-10	289	97	34	72	37	51	1	0		362	134	37
1910-11	186	64	34	69	38	55	2	1	50	257	103	40
1911-12	195	57	29	71	48	68	2	0		268	105	39
1912-13	187	56	30	83	44	53	1	0		271	100	37

## APPENDICES.

The following schedules and statements are appended:—

No. 1. Schedule of surveyors employed and work executed by them from April 1, 1912, to March 31, 1913.

No. 2. Schedule showing for each surveyor employed from April 1, 1912, to March 31, 1913, the number of miles surveyed of township section lines, township outlines, traverses of lakes and rivers and resurvey; also the cost of the same.

No. 3. List of lots in the Yukon Territory, surveys of which have been received from April 1, 1912, to March 31, 1913.

No. 4. List of miscellaneous surveys in the Yukon Territory, returns of which have been received from April 1, 1912, to March 31, 1913.

No. 5. Statement of work executed in the office of the chief draughtsman.

No. 6. List of new editions of sectional maps issued from April 1, 1912, to March 31, 1913.

No. 7. Statement of work executed in the photographic office from April 1, 1912, to March 31, 1913.

No. 8. Statement of work executed in the lithographic office from April 1, 1912, to March 31, 1913.

No. 9. List of Employees of the Topographical Surveys Branch at Ottawa, giving the name, classification, duties of office and salary of each.

No. 10. List of Dominion Land Surveyors who are in possession of standard measures.

Nos. 11 to 51. Reports of surveyors employed.

No. 52. Results of observations for magnetic declination.

NOTE.—Appendices Nos. 11 to 52 appear in the report of the Topographical Surveys Branch in monograph form.



## SESSIONAL PAPER No. 25

## MAPS AND PROFILES.

The following maps and profiles accompany the report of the Topographical Surveys Branch in monograph form:—

Map showing surveys to March 31, 1913.

Maps to accompany reports of surveyors.

Profiles of meridians and base lines.

I have the honour to be, Sir,  
Your obedient servant,

E. DEVILLE,  
*Surveyor General.*



# TOPOGRAPHICAL SURVEYS BRANCH

## SCHEDULES AND STATEMENTS

### APPENDIX No. 1.

SCHEDULE of Surveyors employed and work executed by them from April 1, 1912, to March 31, 1913.

Surveyor.	Address.	Description of Work.
Akins, J. R.	Ottawa, Ont.	Survey of the twentieth base line across ranges 18 to 26, the twenty-third base line across ranges 1 to 8 and part of range 9, the twenty-second base line across ranges 5, 6 and part of 7 and the east outlines of townships 85 and 86, range 5, and part of township 85, range 6, west of the sixth meridian. Correction survey of the sixth meridian from the twenty-second to the twenty-third base line. Resurvey in townships 75, ranges 14 and 15, west of the fifth meridian, and of the north boundary of township 84, range 4, west of the sixth meridian.
Allison, C. B.	South Wood-lee, Ont.	Contract No. 13 of 1912. Subdivision of townships 34, 35 and 36, ranges 16 and 17, west of the principal meridian.
Aylsworth, C. F.	Madoc, Ont.	Resurvey in township 18, range 1, east of the principal meridian, and in townships 22 and 23, range 5, west of the principal meridian. Retracement in townships 15, 16 and 25, range 6, and township 25, range 7, east of the principal meridian.
Belanger, P. R. A.	Ottawa, Ont.	Inspection of contracts Nos. 2, 4, 5 and 6 of 1911, and Nos. 16, 17, 18 and 20 of 1912. Resurvey in township 8, range 12, west of the principal meridian. Traverse of Assiniboine river in townships 8, ranges 12 and 13, west of the principal meridian. Survey of timber berth No. 1920 in township 44, range 4, west of the second meridian. Retracement survey in township 14, ranges 5 and 6, west of the principal meridian.
Bennett, G. A.	Calgary, Alta.	Subdivision in townships 45, ranges 10 and 11, west of the second meridian. Retracement survey in township 18, range 2, townships 21, ranges 4 and 7, township 22, range 8, township 6, range 9, township 18, range 10, township 21, range 14, township 30, range 15, township 20, range 20, township 28, range 30, townships 18 and 19, range 31, townships 18, 19 and 31, range 32, and townships 18 and 19, range 33, west of the principal meridian; township 34, range 1, townships 14, ranges 4 and 5, township 26, range 6, and townships 15, ranges 25 and 26, west of the second meridian. Correction survey

4 GEORGE V., A. 1914

APPENDIX No. 1—*Continued.*

SCHEDULE of Surveyors employed and work executed by them from April 1, 1912, to March 31, 1913—*Continued.*

Surveyor.	Address.	Description of Work.
		in townships 9 and 10, range 17, east of the principal meridian; township 21, range 2, township 33, range 19 and township 18, range 20, west of the principal meridian; township 6, range 14, west of the second meridian. Resurvey in township 1, range 14, east of the principal meridian. Traverse in townships 21, ranges 4 and 7, and township 30, range 15, west of the principal meridian; township 34, range 1, west of the second meridian. Investigation survey in townships 15 and 16, range 4, west of the principal meridian; townships 5, ranges 15 and 16, and townships 15, ranges 25 and 26, west of the second meridian.
Berry, E. W.	Seaforth, Ont.	Subdivision surveys along the Canadian Northern railway in townships 57 and 58, range 25, townships 55, 56, 57 and 58, range 26, townships 52 and 53, range 28, townships 51 and 52, range 29, and township 52, range 30, west of the principal meridian.
Blanchet, G. H.	Ottawa, Ont.	Survey of the nineteenth base line across ranges 6 to 26, west of the fourth meridian.
Bowman, E. P.	West Montrose, Ont.	Contract No. 7 of 1912. Subdivision of township 28, range 3, townships 28 and 29, range 4, and township 28, range 5, west of the principal meridian.
Brenot, L.	Ottawa, Ont.	Subdivision surveys in township 84, range 17, townships 83 and 84, ranges 18 and 19, and townships 81, ranges 25 and 26, west of the sixth meridian. Survey of the north outline of township 83, range 22, west of the sixth meridian, and the east outlines of townships 84, ranges 20, 22 and 23, west of the sixth meridian.
Bridgland, M. P.	Calgary, Alta.	Survey of villa lots at Banff. Triangulation survey in the railway belt of British Columbia in the vicinity of Salmon Arm and Revelstoke.
Calder, J. A.	Lytton, B.C.	Subdivision in township 20, range 21, townships 20 and 21, range 22, townships 13, 14, 20 and 21, range 23, townships 16 and 17, ranges 24 and 25, townships 15, ranges 26, 27 and 28, and townships 15 and 16, range 29, west of the sixth meridian. Resurvey in township 21, range 22, townships 14 and 21, range 23, townships 16 and 17, range 25, and townships 15, ranges 26 and 27, west of the sixth meridian. Traverse in township 21, range 22, townships 13, 14 and 21, range 23, townships 16 and 17, range 24, townships 16, 17 and 19, range 25, townships 15, ranges 26, 27 and 28, and townships 15 and 16, range 29, west of the sixth meridian.
Campbell, A. S.	Kingston, Ont.	Resurvey of township 53, range 19, and township 49, range 20, west of the fourth meridian. Retracement survey in township 53, range 21, west of the fourth meridian. Resurvey in Lake St. Ann settlement in townships 54, ranges 3 and 4, west of the fifth meridian.

SESSIONAL PAPER No. 25

APPENDIX No. 1—*Continued.*SCHEDULE of Surveyors employed and work executed by them from April 1, 1912, to March 31, 1913—*Continued.*

Surveyor.	Address.	Description of Work.
Chase, A. V.	Orillia, Ont.	Examination of lands in the Kamloops district of the railway belt, British Columbia, for the purpose of classification into fruit land, farming land, grazing land, timber land and worthless land.
Christie, W.	Prince Albert, Sask.	Contract No. 20 of 1912. Subdivision of townships 56 and 57, range 6, township 57, range 7, and parts of township 58, range 6, and township 56, range 7, west of the third meridian.
Cowper, G. C.	Welland, Ont.	Subdivision survey in townships 17 and 18, range 3, township 17, range 4, and townships 21 and 22, range 10, west of the fourth meridian. Retracement survey in townships 17, 18 and 19, range 3, township 19, range 4, and township 53, range 27, west of the fourth meridian. Resurvey in township 17, range 4, townships 21 and 22, range 10, and township 10, range 12, west of the fourth meridian. Traverse in township 60, range 1, and townships 64, ranges 4, 10 and 12, west of the fourth meridian. Investigation in townships 40 and 44, range 5, township 35, range 14, and townships 51, ranges 17 and 26, west of the fourth meridian.
Cumming, A. L.	Edmonton, Alta.	Contract No. 31 of 1912. Subdivision of townships 62 and 63, range 24, and townships 61, 62 and 63, range 22, west of the third meridian.
Davies, T. A.	Edmonton, Alta.	Contract No. 34 of 1912. Subdivision of townships 69 and the south two-thirds of townships 70, ranges 10, 11 and 12, and the south two-thirds of township 70, range 13, west of the fourth meridian.
Day, H. S.	Edmonton, Alta.	Contract No. 16 of 1912. Subdivision of townships 52, ranges 16 and 17, and townships 52 and 53, range 18, west of the second meridian.
Deans, W. J.	Brandon, Man.	Inspection of contracts No. 24 of 1908. No. 19 of 1909, Nos. 1, 7 and 11 of 1911, and Nos. 5, 6, 7, 8, 9, 10, 11 and 12 of 1912. Retracement survey in township 49, range 9, townships 50 and 51, range 12, and township 51, range 13, west of the third meridian. Traverse of Brereton lake in townships 10 and 11, ranges 14 and 15, east of the principal meridian. Survey of timber berth No. 1903 in townships 7 and 8, range 16, and township 8, range 17, east of the principal meridian.
Evans, S. L.	Corinth, Ont.	Subdivision in township 19, range 4, west of the fifth meridian. Survey of part of the east outline of township 20, range 6, west of the fifth meridian. Resurvey in township 13, range 14, west of the third meridian. Retracement survey in townships 6, ranges 24, 25, 26 and 27, township 7, range 28, and township 8, range 22, west of the third meridian. Traverse of Oldman river in townships 9, ranges 25 and 26, west of the fourth meridian.

4 GEORGE V., A. 1914

## APPENDIX No. 1—Continued.

SCHEDULE of Surveyors employed and work executed by them from April 1, 1912, to March 31, 1913—Continued.

Surveyor.	Address.	Description of Work.
Fairchild, C. C.	Edmonton, Alta.	Contract No. 36 of 1912. Subdivision of townships 63 and 64, ranges 5 and 6, west of the fifth meridian.
Fawcett, A.	Gravenhurst, Ont.	Contract No. 11 of 1912. Subdivision of township 23, range 12, townships 23, 30, 31, 32 and 33, range 13, and the portions of townships 30 and 31, range 12, west of lake Manitoba, west of the principal meridian.
Fletcher, J. A.	Ottawa, Ont.	Latitude observations on the second meridian in township 61, on the third meridian in township 57, on the fifth meridian at triangulation station I near Calgary, on the sixth meridian in township 48, at the north end of the base line on Salmon Arm, and on Sugarloaf mountain.
Fontaine, L. E.	Lévis, Que.	Inspection of contracts Nos. 25, 26 and 28 of 1911, and Nos. 1, 2, 3 and 4 of 1912.
Francis, J.	Portage la Prairie, Man.	Contract No. 5 of 1912. Subdivision of township 21, range 11, townships 21 and 22, ranges 12 and 13, west of the principal meridian. Resurvey in township 14, range 7, west of the principal meridian.
Galletly, J. S.	Brooklin, Ont.	Subdivision in township 73, range 6, townships 108 and 109, ranges 12, 13 and 14, townships 107 and 109, range 15, township 109, range 16, townships 83 and 84, range 21, west of the fifth meridian. Survey of the east outlines of townships 108, ranges 15 and 16, west of the fifth meridian. Miscellaneous lot surveys at Peace River Crossing.
Gibbon, J.	Vancouver, B.C.	Contract No. 8 of 1912. Subdivision of township 29 and part of township 30, range 5, and townships 28 and 29, range 6, west of the principal meridian.
Grassie, C. A.	Medicine Hat, Alta.	Subdivision in townships 49 and 50, range 27, and townships 48 and 49, range 28, west of the fifth meridian; townships 45, 47, 48 and 49, range 1, and townships 45, ranges 2, 3 and 4, west of the sixth meridian. Traverse on Snaring and Athabaska rivers in township 46, range 1, west of the sixth meridian.
Hawkins, A. H.	Listowel, Ont.	Survey of the twenty-third base line from the fifth to the sixth meridian, and of the sixth meridian through townships 89 and 90.
Herriot, G. H.	Ottawa, Ont.	Survey of the principal meridian from the sixteenth base line to the northeast corner of section 24, township 72.
Henperman, L. F.	Calgary, Alta.	Subdivision in township 11, range 30, west of the fourth meridian.
Jackson, J. E.	Hamilton, Ont.	Contract No. 9 of 1912. Subdivision of townships 30, 31 and 32, range 6, townships 30 and 31, range 7, and part of township 30, range 8, west of the principal meridian.

## SESSIONAL PAPER No. 25

APPENDIX No. 1—*Continued.*SCHEDULE of Surveyors employed and work executed by them from April 1, 1912, to March 31, 1913—*Continued.*

Surveyor.	Address.	Description of Work.
Lighthall, A.	Vancouver, B.C.	Subdivision in townships 4 and 5, range 27, and township 4, range 28, west of the sixth meridian, townships 6, ranges 5, 6 and 7, west of the seventh meridian. Resurvey in township 5, range 26, west of the sixth meridian; townships 19 and 41, east of the coast meridian. Traverse in townships 4 and 5, range 26, and townships 4, ranges 27 and 28, west of the sixth meridian; townships 6, ranges 5 and 7, west of the seventh meridian; townships 11, 12 and 19, east of the coast meridian. Survey of timber berth No. 554 in township 3, range 25, and townships 3, 4 and 5, range 26, west of the sixth meridian; timber berth No. 555 in township 6, range 7, west of the seventh meridian; timber berth No. 557 in township 6, range 5, west of the seventh meridian.
Lonergan, G. J.	Buckingham, Que.	Inspection of contracts Nos. 22, 25 and 26 of 1910, Nos. 20 and 28 of 1911, and Nos. 34, 35 and 36 of 1912. Resurvey in township 53, range 25, west of the third meridian; townships 63 and 64, ranges 3, 4, 5, 6, 7, 8, 9 and 10, west of the fourth meridian. Traverse in township 63, range 18, west of the fourth meridian. Survey of timber berth No. 1914 in township 42, range 6, west of the fifth meridian.
Loucks, R. W. E.	Saskatoon, Sask.	Contract No. 21 of 1912. Subdivision of township 54, range 9, and townships 53 and 54, ranges 10 and 11, west of the third meridian. Survey of the east outlines of townships 55 and 56, range 10, and township 55, range 11, west of the third meridian.
MacLennan, A. L.	Toronto, Ont.	Contract No. 15 of 1912. Subdivision of township 49 and the south two-thirds of township 50, range 9, townships 49 and 50, range 10, west of the second meridian. Survey of the east outlines of townships 51 and 52, range 10, west of the second meridian.
Martindale, E. S.	King-mill, Ont.	Subdivision in townships 16 and 17, range 5, townships 17 and 18, range 6, township 18, range 7, township 19, range 8, and township 20, range 9, west of the fifth meridian. Retracement survey in townships 6, ranges 1 and 2, west of the fourth meridian. Subdivision of villa lots at Elkwater lake in township 8, range 3, west of the fourth meridian.
Martyn, O. W.	Regina, Sask.	Contract No. 17 of 1912. Subdivision of townships 52 and 53, ranges 19 and 20, west of the second meridian.
Matheson, H.	Ottawa, Ont.	Topographical surveys on the east slope of the valley of Fiddle creek in the Jasper Forest Park reserve in western Alberta. Subdivision in townships 48, 49 and 50, range 16, and township 48, range 17, west of the fifth meridian.

4 GEORGE V., A. 1914

APPENDIX No. 1—*Continued.*

SCHEDULE of Surveyors employed and work executed by them from April 1, 1912, to March 31, 1913—*Continued.*

Surveyor.	Address.	Description of Work.
Melhuish, P.	Vancouver, B.C.	Subdivision in township 8, range 25, townships 7, 8, 10 and 11, range 26, and township 12, range 27, west of the sixth meridian. Resurvey in townships 8, 10, 11 and 12, range 26, west of the sixth meridian. Traverse in township 8, range 25, townships 7, 8, 9, 10, 11 and 12, range 26, and townships 8 and 9, range 27, west of the sixth meridian. Survey of timber berth No. 552 in township 8, range 26, and townships 8 and 9, range 27, west of the sixth meridian.
Miles, C. F.	Toronto, Ont.	Inspection of contracts No. 14 of 1910, Nos. 14 and 33 of 1911, Nos. 21, 22, 24, 25, 29 and 30 of 1912. Retracement survey in township 63, range 1, west of the fourth meridian. Traverse in township 58, range 21, west of the third meridian. Survey of Green Lake settlement in townships 61, ranges 12 and 13, west of the third meridian.
Molloy, J.	Winnipeg, Man.	Contract No. 1 of 1911. Subdivision of townships 12, ranges 13, 14, 15 and 16, and townships 11, ranges 15 and 16, east of the principal meridian.
Montgomery, R. H.	Prince Albert, Sask.	Contract No. 19 of 1912. Subdivision of townships 55 and 56, range 4, and townships 51, 55 and 56, range 5, west of the third meridian.
Morrier, J. E.	Prince Albert, Sask.	Contract No. 18 of 1912. Subdivision of townships 56, ranges 1, 2 and 3, the east halves of townships 54 and 55, range 1, and the north two-thirds of township 55, range 3, west of the third meridian.
McEwen, D. F.	Edmonton, Alta.	Contract No. 30 of 1912. Subdivision of township 63, range 19, townships 61, 62 and 63, range 20, township 61, range 21, west of the third meridian. Survey of the east outlines of townships 64, ranges 20 and 21, west of the third meridian.
McFarlane, J. B.	Toronto, Ont.	Production of the fourth meridian from the northeast corner of township 105 to the quarter section post on the east boundary of section 12, township 115, and the twenty-fourth base line across range 5 and part of range 6, west of the fourth meridian.
McFarlane, W. G.	Peace River Crossing, Alta.	Contract No. 1 of 1912. Subdivision of township 75 and the north two-thirds of townships 74, ranges 6, 7, 8 and 9, the south two-thirds of township 70, range 11, township 73 and the south two-thirds of township 74, range 12, west of the sixth meridian. Survey of the east outlines of townships 76, ranges 7, 8, 9 and 10, west of the sixth meridian.
McGrandle, H.	Wetaskiwin, Alta.	Contract No. 37 of 1912. Subdivision of township 52, range 25, and parts of townships 49 and 50, range 24, and township 50, range 25, west of the fifth meridian.



## SESSIONAL PAPER No. 25

APPENDIX No. 1—*Continued.*

SCHEDULE of Surveyors employed and work executed by them from April 1, 1912, to March 31, 1913—*Continued.*

Surveyor.	Address.	Description of Work.
McMillan, Geo.	Finch, Ont.	Survey of the twentieth base line across ranges 10 to 26, west of the fourth meridian.
McNaughton, A. L.	Cornwall, Ont.	Subdivision survey in townships 46 and 47, range 19, township 47, range 20, townships 47 and 48, range 22, and townships 46 and 47, range 23, west of the fifth meridian. Mounding in townships 48, ranges 20 and 21, west of the fifth meridian.
Neelands, R.	Hamiota, Man.	Contract No. 6 of 1912. Subdivision of township 29, range 1, townships 28 and 29, range 2, and township 29, range 3, west of the principal meridian. Survey of timber berth No. 1877 in townships 24 and 25, range 4, and township 25, range 5, east of the principal meridian.
Neville, E. A.	Ruthven, Ont.	Settlement surveys at Chipewyan, Smith Landing and Fort Smith.
Palmer, P. E.	Dorchester, N.B.	Contract No. 12 of 1912. Subdivision of townships 32 and 33, range 14, township 33, range 15, and the south two-thirds of townships 34, ranges 14 and 15, west of the principal meridian.
Pierce, J. W.	Ottawa, Ont.	Contract No. 25 of 1912. Subdivision of township 56, range 15, townships 55, 56, 57, 58, and the north third of township 54, range 16, west of the third meridian.
Plunkett, T. H.	Meaford, Ont.	Production of the tenth base line across ranges 6 to 14 and parts of ranges 5 and 15, the eleventh base line across ranges 16 to 24 and part of range 25, the twelfth base line across ranges 17 to 24 and part of range 16, the thirteenth base line across ranges 28 to 32, and the fourteenth base line across ranges 28 to 31, west of the principal meridian. Also the thirteenth base line across ranges 1 to 4, west of the second meridian. Survey of the east outlines of townships 34, 35 and 36, ranges 8 and 15, west of the principal meridian. Subdivision in township 33, range 15, west of the principal meridian.
Proudfoot, H. B.	Saskatoon, Sask.	Contract No. 23 of 1912. Subdivision of township 56, range 12, and townships 53, 54, 55 and 56, range 13, west of the third meridian.
Purser, R. C.	Windsor, Ont.	Subdivision in township 32, range 10, west of the third meridian. Resurvey in township 46, range 19, and township 43, range 28, west of the second meridian; township 36, range 19, west of the third meridian. Correction survey in township 38, range 19, west of the second meridian. Retracement surveys in township 47, range 19, and township 46, range 20, west of the second meridian; township 39, range 1, township 34, range 3, township 49, range 5, township 47, range 16, townships 53 and 54, range 22, township 54, range 23, and township 53,

4 GEORGE V., A. 1914

APPENDIX No. 1—*Continued.*

SCHEDULE of Surveyors employed and work executed by them from April 1, 1912, to March 31, 1913—*Continued.*

Surveyor.	Address.	Description of Work.
		range 26, west of the third meridian. Traverse in townships 33 and 49, range 6, township 48, range 15, township 53, range 22, and township 54, range 23, west of the third meridian. Investigation and restoration survey in townships 37 and 38, range 26, west of the third meridian; township 60, range 25, and township 50, range 28, west of the fourth meridian.
Ransom, J. F.	Toronto, Ont.	Contract No. 14 of 1912. Subdivision of township 52, range 7, and townships 50 and 51, range 8, west of the second meridian. Survey of the east outline of township 52, range 8, and the north boundary of township 51, range 7, west of the second meridian.
Rinfret, C.	Montreal, Que.	Resurvey in townships 12 and 13, range 28, and townships 13 and 14, range 29, west of the second meridian. Correction survey in township 14, range 30, west of the second meridian; townships 14, ranges 1 and 10 west of the third meridian. Restoration survey in townships 14 and 15, ranges 23 and 24, and townships 15, ranges 25 and 26, west of the third meridian. Retracement survey in townships 13 and 14, ranges 23 and 24, township 13, range 25, and township 14, range 26, west of the second meridian; townships 12, 13 and 14, range 1, and townships 13 and 14, range 2, west of the third meridian. Investigation in townships 34, ranges 14 and 16, townships 32 and 35, range 17, and townships 32 and 33, range 18, west of the second meridian. Traverse in township 34, range 16, townships 32, ranges 17 and 18, townships 12, 13 and 14, range 28, townships 13 and 14, range 29, and township 14, range 30, west of the second meridian; townships 14 and 15, range 24, west of the third meridian.
Robinson, E. W.	Ottawa, Ont.	Production of the second meridian from the northeast corner of section 1, township 68 to the northeast corner of township 78. Mounding along second meridian from northeast corner of townships 62 to the northeast corner of section 1, township 68.
Robinson, W. A.	Winnipeg, Man.	Contract No 24 of 1912. Subdivision of townships 54, 55 and 56, range 14, and townships 54 and 55, range 15, west of the third meridian.
Rolfson, O.	Walkerville, Ont.	Survey of the fifteenth base line across ranges 1 to 3 and part of range 4, the sixteenth base line across ranges 1 to 25, and the seventeenth base line across ranges 1 to 5, west of the principal meridian.
Roy, J. E.	Quebec, Que.	Contract No. 22 of 1912. Subdivision of townships 55 and 56, range 11, and townships 53, 54 and 55, range 12, west of the third meridian.

## SESSIONAL PAPER No. 25

APPENDIX No. 1—*Continued.*SCHEDULE of Surveyors employed and work executed by them from April 1, 1912, to March 31, 1913—*Continued.*

Surveyor.	Address.	Description of Work.
Saint Cyr, A.	Ottawa, Ont.	Survey of the third meridian from the seventeenth to the eighteenth base line and of the eighteenth base line from the third to the fourth meridian.
Segré, B. H.	Davidson, Sask.	Subdivision in townships 18, ranges 29 and 30, west of the second meridian. Restoration survey in township 28, range 18, and township 27, range 19, west of the second meridian; township 46, range 3, west of the third meridian. Resurvey in township 26, range 2, west of the second meridian; township 25, range 3, west of the third meridian. Correction survey in townships 23, 24 and 28, range 27, west of the second meridian; township 16, range 1, and township 18, range 17, west of the third meridian. Retracement survey in townships 30 and 31, ranges 26 and 27, and townships 16, ranges 29 and 30, west of the second meridian.
Seibert, E. V.	Rush Lake, Sask.	Subdivision in township 7, range 30, west of the second meridian; township 7, range 1, and townships 16 and 17, ranges 10 and 11, west of the third meridian. Resurvey in township 11, range 12, and township 16, range 13, west of the third meridian; townships 2 and 3, range 15, west of the fourth meridian. Correction survey in township 24, range 25, west of the second meridian; township 26, ranges 13 and 20, west of the third meridian; township 38, range 11, township 24, range 12, townships 26, 27 and 43, range 11, and townships 26 and 27, range 15, west of the fourth meridian. Retracement survey in township 27, range 11, west of the second meridian; townships 19 and 20, range 15, and townships 17 and 18, range 17, west of the third meridian. Restoration survey in townships 2 and 3, range 14, west of the fourth meridian. Traverse in township 26, range 7, and townships 16, ranges 16, 17 and 21, west of the third meridian; township 8, range 3, township 58, range 11, and townships 48 and 49, ranges 22 and 23, west of the fourth meridian; township 8, range 5, west of the fifth meridian. Contour survey at Elkwater lake in township 8, range 3, west of the fourth meridian.
Soars, H. M. R.	Edmonton, Alta.	Contract No. 4 of 1912. Subdivision of townships 69, 70 and 71, ranges 22 and 24, townships 69 and 70, ranges 23 and 25, and the south two-thirds of township 71, range 23, west of the fifth meridian. Survey of the east outlines of townships 72, ranges 22, 23, 24 and 25, and townships 71 and 72, range 26, west of the fifth meridian.
Starkey, S. M.	Cody's, N.B.	Contract No. 26 of 1912. Subdivision of townships 59, 60, 61 and 62, range 16, and township 61, range 17, west of the third meridian.

4 GEORGE V., A. 1914

APPENDIX No. 1—*Continued.*

SCHEDULE of Surveyors employed and work executed by them from April 1, 1912, to March 31, 1913—*Continued.*

Surveyor.	Address.	Description of Work.
Steele, I. J.. . . . .	Ottawa, Ont.. . . . .	Contract No. 32 of 1912. Subdivision of townships 61, 62 and 63, range 23, townships 63, 64 and the north third of township 62, range 24, west of the third meridian. Survey of the east outline of township 64, range 23, west of the third meridian.
Stewart, A. G.. . . . .	Edmonton, Alta.. . . . .	Contract No. 3 of 1912. Subdivision of township 81, range 18, the south two-thirds of township 82 and part of township 81, range 19, townships 82 and 83, range 20, townships 84, ranges 22, 23, 24, 25 and 26, west of the fifth meridian; townships 80, ranges 1 and 2, west of the sixth meridian. Survey of the east outlines of township 84, range 20, and township 81, range 21, west of the fifth meridian.
Stewart, N. C.. . . . .	Ottawa, Ont.. . . . .	Subdivision in townships 28, ranges 17 and 18, townships 28 and 29, ranges 22 and 23, township 31, range 25, and townships 31 and 32, range 26, west of the fifth meridian; townships 18 and 19, range 7, townships 18 and 20, range 8, township 19, range 9, and townships 17, 18 and 19, range 10, west of the sixth meridian. Resurvey in townships 28, ranges 17 and 18, townships 28 and 29, ranges 22 and 23, and townships 27, ranges 25 and 26, west of the fifth meridian; townships 18, ranges 7 and 8, townships 18, 19 and 20, range 9, and township 17, range 10, west of the sixth meridian. Traverse in townships 28, ranges 17 and 18, townships 27 and 28, range 22, townships 28 and 29, range 23, townships 27 and 31, range 25, and townships 27, 31 and 32, range 26, west of the fifth meridian; township 18, range 7, and township 17, range 10, west of the sixth meridian.
Stewart, W. M.. . . . .	Saskatoon, Sask.. . . . .	Contract No. 28 of 1912. Subdivision of townships 63 and 64, range 16, and townships 62, 63 and 64, range 17, west of the third meridian.
Stock, J. J.. . . . .	Ottawa, Ont.. . . . .	Contract No. 35 of 1912. Subdivision of townships 64 and 65, range 3, and townships 63 and 64, range 4, west of the fifth meridian.
Street, P. B.. . . . .	Toronto, Ont.. . . . .	Subdivision in townships 11 and 12, range 2, townships 10, 11 and 12, range 3, townships 10 and 11, range 4, and townships 10, 11, 12 and 13, range 5, west of the fifth meridian. Retracement survey in townships 5, ranges 17 and 18, and township 2, range 19, west of the fourth meridian.
Stuart, A. G.. . . . .	Buckingham, Que.. . . . .	Retracement of the principal meridian from the international boundary to the eighth base line. Resurvey of township 21, range 4, west of the principal meridian. Correction survey in townships 31, ranges 8 and 9, west of the principal meridian. Traverse of Swan lake in townships 21, ranges 5 and 6, west of the principal meridian.

SESSIONAL PAPER No. 25

APPENDIX No. 1—*Continued.*

SCHEDULE of Surveyors employed and work executed by them from April 1, 1912, to March 31, 1913—*Continued.*

Surveyor.	Address.	Description of Work.
Taggart, C. H.	Ottawa, Ont.	Subdivision in township 21, range 12, townships 21 and 25, range 13, townships 23, 25 and 25, range 14, townships 20, 21, 22, 23 and 24, range 15, townships 22 and 23, range 16, townships 17, 21 and 22, range 17, and township 18, range 18, west of the sixth meridian. Resurvey in township 21, range 13, townships 24, ranges 14 and 15, township 22, range 16, and townships 17 and 21, range 17, west of the sixth meridian. Traverse in townships 24 and 25, range 14, townships 22 and 24, range 15, township 22, range 16, and townships 17 and 21, range 17, west of the principal meridian.
Taylor, W. E.	Owen Sound, Ont.	Contract No. 10 of 1912. Subdivision of townships 29, 30, 31 and 32, range 11, township 32, range 12, and the portions of townships 30 and 31, range 12, east of lake Manitoba, west of the principal meridian.
Tipper, G. A.	Brantford, Ont.	Contract No. 2 of 1912. Subdivision of townships 84 and 85 and the south two-thirds of township 82, range 2, townships 82, 83, 84 and 85, range 3, and townships 81, 82, 83 and 84, range 4, west of the sixth meridian.
Tremblay, A. J.	Edmonton, Alta.	Contract No. 33 of 1912. Subdivision of township 88 and the south two-thirds of township 89, range 8, townships 88, 89 and part of township 90, range 9, and township 88 and the south two-thirds of township 89, range 10, west of the fourth meridian.
Waddell, W. H.	Edmonton, Alta.	Contract No. 29 of 1912. Subdivision of townships 61, 62 and 63, range 18, townships 61 and 62, range 19, west of the third meridian. Survey of the east outlines of townships 64, ranges 18 and 19, west of the third meridian.
Walker, C. M.	Guelph, Ont.	Retracement survey of townships 1 and 2, range 6, west of the fourth meridian. Survey of cemetery and villa lots at Banff.
Wallace, J. N.	Calgary, Alta.	Levelling along Canadian Northern railway from Hudson Bay Junction to Islay, and also from Edmonton to Athabaska Landing and westerly along Athabaska river.

4 GEORGE V., A. 1914

## APPENDIX No. 2.

SCHEDULE showing for each surveyor employed from April 1, 1912, to March 31, 1913, the number of miles surveyed of township section lines, township outlines, traverses of lakes and rivers and resurvey, also the cost of the same.

Surveyor.	Miles of section.	Miles of outline.	Miles of traverse.	Miles of resurvey.	Total mileage.	Total cost.	Cost per mile.	Day work or contract.
						\$	\$ cts.	
Akins, J. R.		154		10	164	25,208	153 71	Day.
Allison, C. B.	222	24	197		443	7,888	17 81	Contract.
Aylsworth, C. F.			19	159	178	10,238	57 52	Day.
Bennett, G. A.	2		20	145	167	5,657	33 88	"
Berry, E. W.	159	44	61		264	10,300	39 02	"
Blanchet, G. H.		126			126	43,237	343 15	"
Bowman, E. P.	175	6	25		206	6,118	29 70	Contract.
Brenot, L.	170	47	52		269	19,408	72 15	Day.
Caldier, J. A.	48		73	6	127	7,729	60 86	"
Campbell, A. S.			80	138	218	9,518	43 66	"
Christie, W.	206	26	194		426	8,854	21 08	Contract.
Cowper, G. C.			78	348	426	8,701	20 42	Day.
Cummings, A. L.	252	18	89		359	8,284	23 08	Contract.
Davies, T. A.	259	35	105		399	9,844	24 67	"
Day, H. S.	174	12			186	5,743	30 88	"
Evans, S. L.	17	8	45	275	345	8,658	25 10	Day.
Fairchild, C. C.	192		6		198	5,946	30 03	Contract.
Fawcett, A.	269	23	108		400	8,827	22 07	"
Francis, J.	323	6	3	36	368	9,357	25 42	"
Gallely, J. S.	278	55	74		407	22,731	55 85	Day.
Gibbon, Jas.	170	16	5		191	5,766	30 18	Contract.
Grassie, C. A.	85		71	6	162	9,610	59 32	Day.
Hawkins, A. H.		163			163	24,375	149 54	"
Herriot, G. H.		70			70	12,272	175 32	"
Jackson, J. E.	214	12	56	12	291	7,715	26 24	Contract.
Lighthall, A.	12		61	2	75	9,297	122 76	Day.
Loucks, R. W. E.	242	48	41		331	9,159	27 67	Contract.
Martindale, E. S.	58	3	11	117	189	11,140	58 94	Day.
Martyn, O. W.	176	12	7		195	5,816	29 82	Contract.
Matheson, H.	42	4	2		48	10,785	224 69	Day.
Melhuish, P.	26		55	3	84	9,213	109 68	"
Molloy, J.	268	34	159		461	10,768	23 36	Contract.
Montgomery, R. H.	230	24	58		312	8,359	26 79	"
Morrier, J. E.	230	26	72		328	8,853	26 99	"
MacLennan, A. L.	176	34	26		236	6,589	27 92	"
McEwen, D. F.	244	48	119		411	9,363	22 78	"
McFarlane, J. B.		65			65	18,468	284 12	Day.
McFarlane, W. G.	463	74	35		572	15,694	27 44	Contract.
McGrandle, H.	112		6		120	3,873	32 27	"
McMillan, Geo.		101			101	19,048	188 59	Day.
McNaughton, A. L.	112	22	21		155	11,466	73 97	"
Neelands, R.	200	18	11		229	6,624	28 92	Contract.
Neville, E. A.			71	8	79	7,013	88 77	Day.
Palmer, P. E.	165	21	63		249	6,206	24 92	Contract.
Pierce, J. W.	256	30	12		298	8,741	29 33	"
Plunkett, T. H.	4	273			277	36,624	132 22	Day.
Proudfoot, H. B.	111	6	29		137	3,536	25 81	Contract.
Purser, R. C.	16		19	70	105	5,397	51 40	Day.
Ransom, J. T.	102	16	76		194	4,085	21 06	Contract.
Rinfret, C.			62	567	629	7,976	12 68	Day.
Robinson, E. W.		96			96	23,165	241 39	"
Robinson, W. A.	240	32	4		276	8,563	31 03	Contract.
Rolfson, O.		199			199	35,534	178 66	Day.
Roy, J. E.	192	30	43		265	6,775	25 56	Contract.
Saint Cyr, A.		181			181	29,391	163 69	Day.
Segre, B. H.	13			38	51	2,509	49 19	"
Serbert, F. V.	39		26	100	165	6,152	27 59	"
Soars, H. M. R.	506	112	72		690	19,971	28 94	Contract.
Starkey, S. M.	230	18	196		444	7,298	16 44	"
Steele, I. J.	253	52	158		463	10,978	23 71	"
Stewart, A. G.	471	65	56		592	17,244	29 13	"

## SESSIONAL PAPER No. 25

## APPENDIX No. 2—Continued.

SCHEDULE showing for each surveyor employed from April 1, 1912, to March 31, 1913; the number of miles surveyed, &c.—Continued.

Surveyor.	Miles of section.	Miles of outline.	Miles of traverse.	Miles of resurvey.	Total mileage.	Total cost.	Cost per mile.	Day work or contract.
						\$	\$ cts.	
Stewart, N. C. . . . .	89		52	12	153	9,320	60 91	Day.
Stewart, W. M. . . . .	246	30	97		373	7,236	19 40	Contract.
Stock, J. J. . . . .	188	6	79		273	7,235	26 50	"
Street, P. B. . . . .	76	8	8	73	165	8,915	54 03	Day.
Stuart, A. G. . . . .			8	226	234	8,744	37 37	"
Taggart, C. H. . . . .	112		15	9	136	9,638	70 87	"
Taylor, W. E. . . . .	203	19	65		287	7,111	24 77	Contract.
Tipper, G. A. . . . .	509	62	32		603	17,409	28 87	"
Tremblay, A. J. . . . .	299	48	85		432	13,777	31 89	"
Waddell, W. H. . . . .	245	54	137		436	10,277	23 57	"
Walker, C. M. . . . .			8	226	234	9,848	42 09	Day.
Total . . . . .	19,365	2,718	3,509	2,586	19,178	833,697		

## APPENDIX No. 3.

List of lots in the Yukon Territory, survey returns of which have been received from April 1, 1912, to March 31, 1913.

## GROUP 2.

Lot No.	Acres.	Surveyor.	Year of Survey.	Date of Approval.	Claimant.	Remarks.
339	49.53	F. H. Kitto . . . . .	1912	Dec. 6, 1912. . . . .	Otto J. Kastner . . . . .	Omenecia M. C.
347	80.9	" . . . . .	1911	Dec. 6, 1912. . . . .	Malcolm McLaren . . . . .	Surface.
350	40.00	C. W. MacPherson . . . . .	1912	Nov. 13, 1912. . . . .	A. B. Devlin . . . . .	Surface.

## GROUP 6.

121	51.65	H. G. Dickson . . . . .	1912	Nov. 13, 1912. . . . .	W. J. Fleming . . . . .	Empire No. 2 M. C.
122	31.28	" . . . . .	1912	Jan. 10, 1913. . . . .	" . . . . .	Black Rock M. C.
123	20.08	" . . . . .	1912	Jan. 10, 1913. . . . .	" . . . . .	Suburban M. C.

4 GEORGE V., A. 1914

## APPENDIX No. 4.

LIST of miscellaneous surveys in the Yukon Territory, returns of which have been received from April 1, 1912, to March 31, 1913.

Year.	Surveyor.	Description of Survey.
1908	James Gibbon . . . . .	Base line of Barker Creek, a tributary of Stewart River.
1908	" . . . . .	" " 51 Pup, a tributary of Barker Creek.
1908	" . . . . .	" " McRae Creek, a tributary of Barker Creek.
1908	" . . . . .	" " Agate Creek, a tributary of Barker Creek.
1908	" . . . . .	" " Preacher Creek, a tributary of Barker Creek.
1908	" . . . . .	" " Iron Creek, a tributary of Barker Creek.
1908	" . . . . .	Stewart River reference traverse from Stewart crossing to Barker Creek.
1912	F. H. Kitte . . . . .	Base line of Scroggie Creek, a tributary of Stewart River.
1912	" . . . . .	" " Walhalla Creek, a tributary of Scroggie Creek.
1912	" . . . . .	" " Alberta Creek, a tributary of Scroggie Creek.
1912	" . . . . .	" " Sharpe Creek, a tributary of Scroggie Creek.
1912	" . . . . .	" " Mariposa Creek, a tributary of Scroggie Creek.
1912	" . . . . .	" " Stevens Creek, a tributary of Scroggie Creek.
1912	" . . . . .	" " Clarke Creek, a tributary of Scroggie Creek.
1912	" . . . . .	Amended survey of lower part of the Sulphur Creek base line.
1912	" . . . . .	Timber berth No. 143 and part of No. 119 on Klondike River.
1912	" . . . . .	Tie of Astronomical Pier at Tantalus to Carmack's reference traverse.

## APPENDIX No. 5.

STATEMENT of work executed in the office of the Chief Draughtsman:—

Letters of instruction to surveyors . . . . .	315
Progress sketches received and filed . . . . .	1,372
Declarations of settlers received and filed . . . . .	176
Returns of timber berths received . . . . .	13
Plans received from surveyors . . . . .	254
Field books received from surveyors . . . . .	635
Timber reports received . . . . .	210
Observations for magnetic declination received . . . . .	931
Miscellaneous returns received . . . . .	168
Preliminary township plans prepared . . . . .	334
Sketches made . . . . .	6,020
Maps and tracings made . . . . .	434
Plans of Yukon lots received . . . . .	6
Plans of miscellaneous Yukon surveys received . . . . .	17
Returns of surveys examined—	
Township subdivision . . . . .	233
Township outline . . . . .	274
Road plans . . . . .	341
Railway plans . . . . .	155
Yukon lots . . . . .	6
Miscellaneous Yukon surveys . . . . .	17
Mineral claims . . . . .	18
Timber berths . . . . .	25
Correction and other miscellaneous surveys . . . . .	184



## SESSIONAL PAPER No. 25

APPENDIX No. 5—*Continued.*STATEMENT of work executed in the office of the Chief Draughtsman—*Con.*

Township plans compiled. . . . .	700
Townsite settlement and other plans compiled. . . . .	87
Proofs of plans examined. . . . .	53
Township plans printed. . . . .	517
Townsite and settlement plans printed. . . . .	9
Miscellaneous plans printed. . . . .	153
Areas calculated. . . . .	940
Pages of field notes copied. . . . .	368
Applications for various information dealt with. . . . .	1,727
Files received and returned. . . . .	1,845
Letters and memoranda drafted. . . . .	10,801
Books received from Record Office and used in connection with office work. . . . .	3,632
Books returned to Record Office. . . . .	4,278
Plans other than printed township plans received from Record Office and used in connection with office work. . . . .	723
Plans returned to Record Office. . . . .	1,104
Volumes of plans received from Record Office and used in connection with office work. . . . .	86
Volumes of plans returned to Record Office. . . . .	83
Books sent to Record Office to be placed on record. . . . .	483
Plans other than township plans sent to Record Office to be placed on record. . . . .	138
Sectional maps (3 miles to 1 inch)—	
Revised. . . . .	43
Reprinted. . . . .	46
Sectional maps (6 miles to 1 inch)—	
Reprinted. . . . .	38

## APPENDIX No. 6.

LIST of new editions of Sectional Maps issued from April 1, 1912, to March 31, 1913.

Scale—3 miles to one inch.

No.	Name.	No.	Name.	No.	Name.	No.	Name.
14	Pincer Creek.....	111	Kamloops.....	215	Red Deer.....	316	Vermilion.
16	Milk River.....	112	Sicamous.....	217	Tramping Lake.....	317	Fort Pitt.
17	Cypress.....	114	Calgary.....	218	Saskatoon.....	364	Fort Assiniboine.
19	Willowbunch.....	115	Blackfoot.....	219	Humboldt.....	355	Victoria.
20	Souris.....	116	Rainy Hills.....	222	Waterhen.....	366	Saddle Lake.
22	Dufferin.....	117	Red Deer Forks.....	262	Yellowhead.....	367	Meadow Lake.
24	Lake of the Woods.....	118	Rush Lake.....	263	Jasper.....	368	Green Lake.
64	Porcupine.....	161	Morley.....	264	Brazeau.....	412	Wapiti.
66	Medicine Hat.....	166	Sounding Creek.....	265	Peace Hills.....	416	La Biche.
67	Maple Creek.....	167	Bad Hills.....	267	Battleford.....	464	Giroux.
69	Moosejaw.....	168	The Elbow.....	268	Carlton.....	513	Heart River.
70	Moose Mountain.....	169	Touchwood.....	314	St. Ann.		
74	Cross Lake.....	171	Duck Mountain.....	315	Edmonton.		

Scale—6 miles to one inch.

16	Milk River.....	74	Cross Lake.....	213	Athabaska.....	315	Edmonton.
17	Cypress.....	111	Kamloops.....	217	Tramping Lake.....	316	Vermilion.
19	Willowbunch.....	112	Sicamous.....	218	Saskatoon.....	317	Fort Pitt.
20	Souris.....	116	Rainy Hills.....	222	Waterhen.....	366	Saddle Lake.
22	Dufferin.....	117	Red Deer Forks.....	264	Brazeau.....	412	Wapiti.
24	Lake of the Woods.....	165	Rosebud.....	266	Ribstone Creek.....	462	Dunvegan.
64	Porcupine.....	167	Bad Hills.....	268	Carlton.		
67	Maple Creek.....	169	Touchwood.....	313	Brulé.		

SESSIONAL PAPER No. 25

APPENDIX No. 7.  
STATEMENT of work executed in the Photographic office from April 1, 1912, to March 31, 1913.

	3 1/2 x 3 1/4	3 1/4 x 5 1/2	5 x 7	8 x 10	10 x 12	11 x 14	15 x 18	16 x 18	18 x 20	20 x 24	24 x 30	24 x 32	24 x 35	30 x 36	32 x 49	36 x 42	42 x 48	Total
Dry plates and films	12	659	625	17	15													1,328
Bromide prints		2	12	104	11	353		105	25	112	77			92		43	17	956
Sello prints		31	361	344	1	2												730
Vedox prints		5,874	4,387	19	78													10,358
Artura prints			62	6														62
Vandyke prints			9	6	81	3		31	73	94	246			235		166	16	963
Blue prints			14	53	36	60		277	158	130	168			307		110	29	1,342
Lantern transparencies																		181
Photographs mounted		18	36	34	8			1										181
Wet plate negatives				99	228	744			170	79		55						97
Photo-litho plates									155	52		126			194			1,375
Total	193	6,584	5,444	738	135	747	744	414	581	467	491	55	126	634	194	319	62	17,928

4 GEORGE V., A. 1914

## APPENDIX No. 8.

STATEMENT of work executed in the Lithographic Office from April 1, 1912, to March 31, 1913.

MONTH.	MAPS.			TOWNSHIP PLANS.			FORMS.		
	No.	Copies.	Impres- sions.	No.	Copies.	Impres- sions.	No.	Copies.	Impres- sions.
1912.									
April.....	11	7,675	19,675	22	4,400	5,000	1	200	400
May.....	11	5,000	14,975	55	11,000	11,200	6	8,287	8,587
June.....	20	13,900	28,900	70	14,000	14,400	1	2,000	2,000
July.....	10	9,375	25,225	17	3,400	4,000	2	950	1,400
August.....	27	12,850	13,225	30	6,000	6,600	1	1,000	1,000
September.....	15	6,900	6,900	89	17,800	18,600	1	700	700
October.....	14	6,190	6,190	9	1,800	2,200	3	4,000	4,000
November.....	2	325	325	11	2,200	2,200	1	600	600
December.....	5	2,500	2,500	42	8,400	8,400	2	1,013	1,013
1913									
January.....	11	32,215	135,045	73	14,600	14,800	5	21,000	23,000
February.....	6	2,725	2,725	40	8,000	8,000	6	9,500	9,500
March.....	9	2,000	2,500	93	18,600	19,000	3	5,300	5,400
Total.....	141	101,655	258,185	551	110,200	114,400	32	54,550	57,600

## RECAPITULATION.

	No.	Copies.	Impressions.	Cost.
				\$
Maps.....	141	101,655	258,185	2,706 66
Township plans.....	551	110,200	114,400	4,088 00
Forms.....	32	54,550	57,600	617 34
Grand total.....	724	266,405	430,185	7,412 00

## SESSIONAL PAPER No. 25

LIST of employees of the Topographical Surveys Branch at Ottawa, giving the name, classification, duties of office and salary of each. (Metcalfe street, corner of Slater.)

NAME.	CLASSIFICATION.		Duties of Office.	Salary.
	Division.	Sub-division.		
				\$
Deville, E., D.T.S., B.L.D. ....	1	A	Surveyor General.....	3,750
			Correspondence.	
Brady, M. ....	1	B	Secretary.....	2,500
Cullen, M. J. ....	3	A	Stenographer.....	1,200
Moran, J. F. ....	3	A	Clerk.....	950
Williams, E. R. ....	3	A	Correspondence clerk.....	950
Addison, W. G. ....	3	B	Typewriter.....	800
Renault, J. F. ....	3	B	" .....	700
Pegg, A. ....			Messenger.....	800
O'Meara, M. T. ....			" .....	600
			Accounts.	
Hunter, R. H. ....	2	A	Accountant .....	2,100
Lemay, A. ....	2	A	Asst. Accountant.....	1,600
Wilkinson, Percy. ....	3	A	" .....	1,150

Chief Draughtsman's Office (Metcalfe street, corner of Slater)—General Direction and Supervision of the Technical Work.

Shanks, T., B.A.Sc., D.L.S. ....	1	B	Chief draughtsman.....	2,650
Brown, T. E., B.A. ....	1	B	Asst. chief draughtsman.....	2,650

Chief Draughtsman's Office, First Section (Metcalfe street, corner of Slater)—Survey instructions and general information.

Barber, H. G., Grad. S.P.S. ....	2	A	Chief of section.....	1,950
Rice, F. W., Grad. School of Mining...	2	A	Asst. chief of section.....	1,950
MacInquhan, W. L., B.Sc. ....	2	A	" .....	1,950
Weld, W. E. ....	2	A	" .....	1,950
Peaker, W. J., Grad. S.P.S. ....	2	A	" .....	1,650
Carroll, M. J., Grad. S.P.S. ....	2	A	" .....	1,600
Rochon, E. C. ....	2	A	" .....	1,600
McRae, A. D., B.A., B.Sc. ....	2	B	Draughtsman.....	1,450
Grant, A. W., B.A. ....	2	B	" .....	1,450
Hayward, H. E., B.Sc. ....	2	B	" .....	1,350
MacMillan, J. P., B.E. ....	2	B	" .....	1,350
Wadlin, L. N., B.Sc. ....	2	B	" .....	1,250
Cordukes, J. P., B.Sc. ....	2	B	" .....	1,250
Gagnon, J. N. H., B.A.S. ....	2	B	" .....	1,100
Armstrong, W. B., B.Sc. ....	2	B	" .....	1,250
Nevens, L. A., B.A. ....	2	B	" .....	1,250
McDonald, J. F., B.A. ....	2	B	" .....	1,250
Sammon, J. J., B.A. ....	2	B	" .....	1,200
Fleming, A. C., B.A. ....	2	B	" .....	1,200
Kydd, Geo., B.Sc. ....	2	B	" .....	1,200
Quinlan, L. J., B.A.Sc. ....	2	B	" .....	1,200
Mills, T. S., B.A., B.Sc. ....	2	B	" .....	1,200
Holbrook, C. H. ....	3	A	Clerk .....	1,000
Burkholder, E. L. ....	3	A	" .....	950





4 GEORGE V., A. 1914

## Lithographic Office (unclassified) (Imperial Building, Queen street).

Name.	Occupation.	Salaries.
Moody, A. ....	Foreman .....	\$27 00 per week.
Burnett, E. ....	Lithographer.....	25 00 "
Thicke, C. R. ....	" .....	23 00 "
Deslauriers, J. H. ....	Transferrer.....	20 00 "
Beggin, J. ....	Printer .....	21 00 "
Thicke, H. S. ....	" .....	20 00 "
Boyle, S. ....	Stone polisher .....	15 00 "
Gagnon, J. ....	Press feeder .....	12 00 "
Kane, P. ....	" .....	9 50 "
Easton, R. M. ....	Printer.....	19 50 "
Hare, E. H. ....	Asst. photographer.....	15 00 "

## Chief Inspector of Surveys Office (98 Wellington street).

Name.	Classification.		Duties of Office	Salaries.
	Division.	Sub-division.		
				\$
Hubbell, E. W., D.L.S. ....	1	B	Chief inspector.....	2,800
Sylvain, John. ....	2	A	Assistant.....	1,700
Stalker, Miss M. W. ....	3	A	Clerk.....	950

## Board of Examiners for D.L.S.

F. D. Henderson, Grad. S.P.S. ....	2	A	Secretary.....	1,950
------------------------------------	---	---	----------------	-------



## SESSIONAL PAPER No. 25

## APPENDIX No. 10.

## LIST of Dominion Land Surveyors who are in possession of Standard Measures.

Name.	Address.	Date of Birth.	Date of Appointment or of Commission.	Remarks.
Akins, James Robert.....	Ottawa, Ont.....	Sept. 2, '76	Mar. 14, '10	
Allison, Calvin Bruce.....	South Woodlee, Ont.....	June 16, '84	Mar. 28, '10	O.L.S.
Ashton, Arthur Ward.....	Ottawa, Ont.....	Nov. 5, '80	May 29, '08	B.C.L.S.
Austin, George Frederick.....	Not known.....	.....	April 14, '72	
Aylen, John.....	North Bay, Ont.....	.....	May 29, '85	
Aylsworth, Charles Fraser.....	Madoc, Ont.....	April 21, '62	May 13, '86	O.L.S.
Baker, James Clarence.....	Vermilion, Alta.....	May 12, '78	May 18, '06	A.L.S.
Baker, Mason Hermon.....	St. Thomas, Ont.....	July 9, '84	Aug. 6, '08	O.L.S.
Bartlett, Ernest.....	Medicine Hat, Alta.....	.....	'83 Jan. 16, '11	A.L.S.
Bayne, George A.....	Winnipeg, Man.....	Oct. 25, '50	April 14, '72	M.L.S.
Beatty, David.....	Parry Sound, Ont.....	Dec. 22, '42	April 14, '72	O.L.S.
Begg, William Arthur.....	Hamilton, Ont.....	July 15, '82	June 8, '09	S.L.S.
Belanger, Phidime Roch Arthur	Ottawa, Ont.....	Mar. 5, '53	May 17, '80	Inspector of Surveys, Topographical Surveys Branch, Dept. of the Interior-
Belleau, Joseph Alphonse.....	Ottawa, Ont.....	Sept. 30, '56	May 15, '83	Land Patents Branch, Department of Interior.
Belyea, Albert Palmer Corey..	Edmonton, Alta.....	.....	July 14, '09	A.L.S.
Bennister, George Bartlett.....	Winnipeg, Man.....	.....	June 11, '78	M.L.S. Engineering Dept. C.N.R.
Bennett, George Arthur.....	Calgary, Alta.....	May 18, '86	Aug. 25, '10	A.L.S.
Berry, Edward Wilson.....	Seaforth, Ont.....	Aug. 26, '81	May 18, '11	
Bigger, Charles Albert.....	Ottawa, Ont.....	Aug. 15, '53	Mar. 30, '82	B.C.L.S., O.L.S., Assistant Superintendent Geodetic Survey.
Bingham, Edwin Ralph.....	Fort William, Ont.....	.....	'78 Oct. 25, '06	O.L.S.
Blanchet, Guy Houghton.....	Ottawa, Ont.....	Feb. 12, '84	Mar. 10, '10	
Boswell, Elias John.....	Montreal, Que.....	.....	Mar. 18, '03	O.L.S., M.L.S.
Bourgeault, Armand.....	St. Jean Port Joli, Que.....	Feb. 23, '58	Mar. 29, '83	Q.L.S.
Bourgault, Charles Eugene.....	Lauzon, Levis, Que.....	Sept. 6, '61	Feb. 21, '88	
Bourget, Charles Arthur.....	Lauzon, Que.....	Aug. 26, '51	May 14, '84	Q.L.S.
Bowman, Edgar Peterson.....	West Montrose, Ont.....	Sept. 29, '83	Sept. 26, '07	O.L.S.
Bowman, Herbert Joseph.....	Berlin, Ont.....	June 18, '65	Feb. 16, '88	O.L.S.
Brabazon, Alfred James.....	Ottawa, Ont.....	.....	May 13, '82	Boundary Survey, Dept. of the Interior.
Brady, James.....	Golden, B.C.....	Nov. 24, '40	April 14, '72	O.L.S., B.C.L.S.
Bray, Samuel.....	Ottawa, Ont.....	Nov. 5, '46	Nov. 14, '83	O.L.S., Chief Surveyor, Dept. of Indian Affairs.
Bray, Lennox Thomas.....	Edmonton, Alta.....	Mar. 14, '77	Feb. 18, '03	O.L.S., A.L.S.
Brenot, Lucien.....	Ottawa, Ont.....	Aug. 31, '87	Mar. 18, '10	
Bridgland, Morrison Parsons..	Calgary, Alta.....	Dec. 20, '78	Mar. 10, '05	A.L.S.
Broughton, George Henry.....	Penticton, B.C.....	Aug. 12, '86	June 3, '09	B.C.L.S.
Brown, Charles Dudley.....	Winnipeg, Man.....	Feb. 25, '83	April 4, '10	A.L.S., S.L.S.
Brown, Edgar Carl.....	Regina, Sask.....	Nov. 28, '86	May 23, '11	A.L.S., S.L.S.
Brown, Thomas Wood.....	Regina, Sask.....	.....	June 21, '09	A.L.S., S.L.S.
Brownlee, James Harrison.....	Vancouver, B.C.....	Mar. 22, '56	April 15, '87	M.L.S., B.C.L.S.
Buchanan, John Alexander.....	Edmonton, Alta.....	Mar. 4, '87	May 17, '12	A.L.S.
Burd, James Henry.....	Weyburn, Sask.....	Sept. 7, '71	May 18, '11	O.L.S., S.L.S.
Burgess, Edward LeRoy.....	Victoria, B.C.....	May 5, '78	Feb. 23, '05	O.L.S.
Burnet, Hugh.....	Victoria, B.C.....	.....	June 22, '85	O.L.S., B.C.L.S.
Burwash, Nathaniel Alfred.....	Whitehorse, Y.T.....	Sept. 28, '79	Mar. 6, '07	O.L.S.
Burwell, Herbert Mahlon.....	Vancouver, B.C.....	Oct. 23, '63	Feb. 17, '87	B.C.L.S.
Calder, John Alexander.....	Lytton, B.C.....	June 2, '86	May 21, '12	
Campbell, Alan John.....	Sidney, B.C.....	Oct. 1, '82	April 13, '09	B.C.L.S., A.L.S.
Campbell, Alexander Stewart..	Kingston, Ont.....	Mar. 7, '80	Mar. 6, '09	O.L.S.
Carbert, Joseph Alred.....	Medicine Hat, Alta.....	Feb. 4, '56	May 12, '80	O.L.S., A.L.S., District Engineer and Surveyor, Dept. of Public Works, Alberta.
Carpenter Henry Stanley.....	Regina, Sask.....	Feb. 8, '74	Feb. 20, '01	O.L.S., S.L.S., Department of Public Works
Carroll, Cyrus.....	Regina, Sask.....	Dec. 6, '34	April 14, '72	O.L.S., S.L.S.

4 GEORGE V., A. 1914

## APPENDIX No. 10—Continued.

LIST of Dominion Land Surveyors who are in possession of Standard Measures.—  
Continued.

Name.	Address.	Date of Birth.	Date of Appointment or of Commission.	Remarks.
Carson, Percy Alexander.....	Kamloops, B.C.....	Dec. 25, '77	Feb. 22, '06	Hydrographic Survey.
Carthew, William Morden.....	Edmonton, Alta.....	Oct. 19, '86	Mar. 29, '10	A.L.S.
Carthew, John Trewalla.....	Edmonton, Alta.....	Feb. 15, '91	Mar. 15, '13	
Cautley, Reginald Hutton.....	Edmonton, Alta.....	Dec. 6, '79	May 1, '05	A.L.S.
Cautley, Richard William.....	Edmonton, Alta.....	Aug. 3, '73	Sept. 2, '96	A.L.S.
Cavana, Allan George.....	Orillia, Ont.....	Jan. 22, '58	Nov. 16, '76	O.L.S.
Charlesworth, Lionel Clare.....	Edmonton, Alta.....	Nov. 17, '73	Mar. 24, '03	O.L.S., A.L.S., Dept. of Pub. Works, Alberta.
Chase, Albert Victor.....	Orillia, Ont.....	Mar. 4, '83	Oct. 11, '10	O.L.S.
Chilyer, Charles Alonzo.....	Walkerville, Ont.....	Feb. 8, '83	Feb. 22, '07	
Christie, William.....	Prince Albert, Sask.....	Feb. 13, '76	Mar. 22, '06	S.L.S.
Clarke, Charles Wentworth.....	Regina, Sask.....	Nov. 19, '75	Mar. 21, '10	S.L.S.
Cleveland, Ernest Albert.....	Vancouver, B.C.....	May 12, '74	June 27, '39	B.C.L.S.
Coates, Preston Charles.....	Victoria, B.C.....	May 16, '81	April 19, '07	B.C.L.S.
Cokely, Leroy S.....	Duncan, B.C.....	Nov. 23, '84	May 22, '10	B.C.L.S.
Cond, Fritz Thomas Piercy.....	Vancouver, B.C.....	May 16, '86	May 18, '11	B.C.L.S.
Côté, Joseph Adéard.....	Prince Albert, Sask.....	June 5, '64	May 14, '81	S.L.S.
Côté, Jean Léon.....	Edmonton, Alta.....	May 6, '67	May 21, '90	A.L.S.
Cotton, Arthur Frederick.....	Massett, B.C.....	Aug. 8, '52	May 11, '80	O.L.S., B.C.L.S.
Craiger, George Constable.....	Welland, Ont.....	Oct. 20, '86	Mar. 11, '11	
Crag, John Davidson.....	Ottawa, Ont.....	Jan. 30, '76	Feb. 24, '02	Boundary Surveys, Dept. of the Interior.
Cunning, Austin Lewis.....	Edmonton, Alta.....	Aug. 25, '82	Feb. 3, '10	A.L.S.
Cummings, Alfred.....	Fernie, B.C.....	July 3, '80	Mar. 3, '09	B.C.L.S.
Cummings, John George.....	Cranbrook, B.C.....	Nov. 19, '73	Feb. 17, '04	B.C.L.S.
Dalton, John Joseph.....	Weston, Ont.....	June 12, '54	Apr. 17, '79	O.L.S., D.T.S.
Davies, Thomas Attwood.....	Edmonton, Alta.....	.....	Feb. 22, '06	A.L.S.
Dawson, Frederick James.....	Kamloops, B.C.....	Sept. 22, '86	Sept. 12, '10	B.C.L.S.
Day, Harry Samuel.....	Edmonton, Alta.....	Nov. 14, '85	Mar. 9, '10	A.L.S.
Deans, William James.....	Brandon, Man.....	May 4, '60	May 13, '86	O.L.S.
de la Condamine, C.....	Calgary, Alta.....	Feb. 13, '75	May 4, '10	A.L.S.
Dennis, John Stoughton.....	Calgary, Alta.....	Oct. 22, '56	Nov. 19, '77	D.T.S.
Denny, Herbert C.....	Not known.....	.....	Apr. 1, '82	
Dickson, Henry Godkin.....	Whitehorse, Y.T.....	Mar. 29, '64	Mar. 19, '89	M.L.S.
Dickson, James.....	Fenelon Falls, Ont.....	Oct. 30, '34	Apr. 14, '82	O.L.S.
Dobie, James Samuel.....	Thessalon, Ont.....	Oct. 15, '73	Mar. 22, '06	O.L.S.
Donnelly, Cecil.....	Winnipeg, Man.....	Oct. 18, '89	Mar. 15, '13	
Doupe, Jacob Lonsdale.....	Winnipeg, Man.....	Sept. 11, '67	Oct. 6, '88	M.L.S., A.L.S., S.L.S., Asst. Land Commissioner for C.P.R.
Drewry, William Stewart.....	Victoria, B.C.....	Jan. 20, '59	Nov. 14, '83	O.L.S., B.C.L.S.
Driscoll, Alfred.....	Edmonton, Alta.....	July 2, '65	Feb. 23, '87	B.C.L.S., A.L.S.
Drummond, Thomas.....	Montreal, P.Q.....	.....	1856 June 24, '78	D.T.S.
Ducker, William A.....	Winnipeg, Man.....	April 4, '52	Mar. 30, '83	O.L.S., M.L.S.
Dumais, Paul T. Concorde.....	Hull, P.Q.....	Jan. 2, '47	Mar. 29, '82	O.L.S.
Earle, Wallace Sinclair.....	Victoria, B.C.....	Feb. 8, '80	May 18, '11	B.C.L.S., O.L.S.
Edwards, George.....	Ponoka, Alta.....	June 13, '42	Apr. 14, '72	O.L.S., A.L.S.
Edwards, William Milton.....	Lethbridge, Alta.....	June 21, '79	Apr. 5, '10	A.L.S.
Ellacott, Charles Herbert.....	Victoria, B.C.....	Dec. 24, '66	Feb. 22, '99	B.C.L.S.
Ellis, Douglas Stewart.....	Kingston, Ont.....	Mar. 16, '85	May 17, '12	
Empey, John Morgan.....	Calgary, Alta.....	Apr. 16, '74	Feb. 23, '05	O.L.S., A.L.S.
Engler, Carl.....	Ottawa, Ont.....	Sept. 30, '72	Feb. 23, '05	T. S. Branch, Dept. of Interior.
Evans, Stanley Livingstone.....	Corinth, Ont.....	Jan. 14, '84	Feb. 13, '11	
Fairchild, Charles Courtland.....	Edmonton, Alta.....	Feb. 21, '67	Feb. 20, '01	O.L.S., A.L.S.
Farncomb, Alfred Ernest.....	Edmonton, Alta.....	May 22, '73	Mar. 12, '02	O.L.S., A.L.S.
Fawcett, Thomas.....	Ottawa, Ont.....	Oct. 28, '48	Nov. 18, '76	O.L.S., D.T.S., Boundary Surveys, Dept. of Interior.
Fawcett, Adam.....	Gravenhurst, Ont.....	.....	Feb. 22, '93	
Ferguson, George Hendry.....	Toronto, Ont.....	Jan. 20, '83	June 2, '09	
Findlay, Allan.....	Winnipeg, Man.....	Oct. 15, '80	Mar. 21, '08	M.L.S.
Fletcher, James Allan.....	Fletcher, Ont.....	Mar. 26, '89	May 18, '11	

## SESSIONAL PAPER No. 25

## APPENDIX No. 10—Continued.

LIST of Dominion Land Surveyors who are in possession of Standard Measures—  
Continued.

Name.	Address.	Date of Birth.	Date of Appointment or of Commission.	Remarks.
Fontaine, Louis Elie.....	Levis, P.Q.....	Oct. 3, '68	Nov. 30, '92	A.L.S., Inspector of Surveyors, Dept. of Interior.
Francis, John.....	Portage la Prairie, M.	Dec. 22, '52	June 17, '75	M.L.S.
Galletly, James Simpson.....	Brooklin, Ont.....	Apr. 15, '88	May 18, '11	
Garden, James Ford.....	Vancouver, B.C.....	Feb. 19, '47	May 13, '80	B.C.L.S.
Garden, George H.....	.....	.....	Apr. 14, '72	Deputy Surveyor for N.E.
Garden, Charles.....	Not known.....	.....	Apr. 14, '72	Deputy Surveyor for N.E.
Garner, Albert Coleman.....	Regina, Sask.....	Sept. 6, '78	May 27, '07	S.L.S., A.L.S., Chief Surveyor Surveyors Branch Land Titles Offices.
Gauvreau, Louis Pierre.....	Not known.....	.....	Apr. 14, '72	
Gibbon, James.....	Vancouver, B.C.....	June 25, '60	Feb. 12, '91	O.L.S.
Glover, Arthur Edward.....	Edmonton, Alta.....	Mar. 4, '87	Mar. 11, '11	A.L.S., S.L.S.
Gordon, Maitland Lockhart.....	Vancouver, B.C.....	Sept. 27, '82	Feb. 18, '04	B.C.L.S.
Gordon, Robert John.....	Lethbridge, Alta.....	June 18, '69	Mar. 12, '02	A.L.S.
Gore, Thomas Sinclair.....	Victoria, B.C.....	.....	Apr. 19, '79	B.C.L.S.
Graham, John Robertson.....	Vancouver, B.C.....	Apr. 18, '87	May 26, '10	B.C.L.S.
Grassie, Charles Andrew.....	Medicine Hat, Alta.....	Dec. 24, '83	Dec. 27, '10	A.L.S.
Gray, James Edward.....	Edmonton, Alta.....	Oct. 12, '81	Mar. 11, '11	A.L.S., S.L.S.
Green, Alfred Harold.....	Nelson, B.C.....	Jan. 20, '79	Feb. 23, '05	B.C.L.S., A.L.S.
Green, Thomas Daniel.....	Ottawa, Ont.....	Dec. 21, '57	May 19, '84	O.L.S.
Green, Frank Compton.....	Victoria, B.C.....	.....	May 8, '03	B.C.L.S.
Grover, George Alexander.....	Toronto, Ont.....	.....	Feb. 18, '04	
Haggen, Rupert Williams.....	Revelstoke, B.C.....	July 29, '87	May 18, '11	B.C.L.S.
Hamilton, Charles Thomas.....	Vancouver, B.C.....	July 29, '84	May 18, '11	B.C.L.S.
Hamilton, James Frederick.....	Lethbridge, Alta.....	April 4, '69	June 2, '09	A.L.S.
Harris, John Walter.....	Winnipeg, Man.....	Feb. 26, '45	April 14, '72	O.L.S., M.L.S., Assessment Commissioner and City Surveyor.
Harrison, Edward.....	Calgary, Alta.....	.....	May 14, '10	A.L.S.
Harvey, Charles.....	Kelowna, B.C.....	May 5, '76	Feb. 17, '04	B.C.L.S.
Hawkins, Albert Howard.....	Listowel, Ont.....	July 27, '62	Mar. 6, '06	
Heaman, John Andrew.....	Winnipeg, Man.....	June 3, '75	July 15, '09	O.L.S.
Heathcote, Robert Vernon.....	Edmonton, Alta.....	July 7, '81	May 13, '07	A.L.S.
Henderson, Walter.....	Not known.....	.....	Nov. 17, '83	
Herriot, George Henry.....	Souris, Man.....	Feb. 23, '83	Sept. 18, '09	
Heuperman, Frederick Justinus.....	Calgary, Alta.....	July 23, '87	Mar. 13, '11	A.L.S.
Heuperman, Lambertus Fred.....	Calgary, Alta.....	Sept. 20, '81	Mar. 29, '10	A.L.S.
Hoar, Charles Millard.....	Calgary, Alta.....	Sept. 26, '85	Mar. 9, '11	A.L.S.
Hobbs, Wilfrid Ernest.....	Winnipeg, Man.....	Mar. 12, '87	Mar. 5, '12	M.L.S.
Holcroft, Herbert Spencer.....	Toronto, Ont.....	Sept. 4, '77	Feb. 18, '03	O.L.S.
Hopkins, Marshall Willard.....	Edmonton, Alta.....	May 24, '61	Feb. 20, '01	O.L.S., A.L.S.
Hubbell, Ernest Wilson.....	Ottawa, Ont.....	Nov. 5, '62	May 19, '84	Chief Inspector of Surveyors, Dept. of Interior.
Inkster, Oluff.....	Edmonton, Alta.....	Mar. 25, '85	May 18, '11	A.L.S.
Jackson, John Edwin.....	Hamilton, Ont.....	Dec. 27, '81	May 18, '11	O.L.S.
James, Silas.....	Toronto, Ont.....	June 19, '34	April 14, '72	O.L.S.
Jephson, Richard Jermy.....	Brandon, Man.....	Feb. 5, '54	May 12, '80	O.L.S., B.C.L.S., M.L.S.
Johnson, Alfred William.....	Kamloops, B.C.....	Feb. 23, '74	Mar. 12, '02	B.C.L.S.
Johnston, James Homer.....	Edmonton, Alta.....	Aug. 23, '87	May 17, '12	A.L.S.
Keith, Homer Pasha.....	Edmonton, Alta.....	Aug. 30, '85	Feb. 1, '11	A.L.S.
Kimpe, Maurice.....	Edmonton, Alta.....	Jan. 17, '76	May 13, '07	A.L.S.
King, William Frederick.....	Dominion Observa- tory, Ottawa, Ont.....	Feb. 19, '54	Nov. 21, '76	D.T.S. Chief Astronomer, Dept. of Interior.
Kirk, John Albert.....	Summerland, B.C.....	Jan. 9, '54	May 11, '80	O.L.S., B.C.L.S.
Kitto, Franklin Hugo.....	Dawson, Y.T.....	Mar. 28, '80	Mar. 6, '08	
Klotz, Otto Julius.....	Dominion Observa- tory, Ottawa, Ont.....	Mar. 31, '52	Nov. 19, '77	O.L.S., D.T.S., Astronom- er, Dept. of Interior.
Knight, Richard H.....	Edmonton, Alta.....	June 7, '77	Feb. 18, '04	A.L.S.
Lamb, Frederick Carlyle.....	Saskatoon, Sask.....	Dec. 11, '88	May 17, '12	
Lang, John Leiper.....	Sault Ste. Marie, Ont.....	.....	Oct. 14, '08	O.L.S.
Latimer, Frank Herbert.....	Penticton, B.C.....	May 23, '60	Nov. 13, '85	B.C.L.S.

4 GEORGE V., A. 1914

## APPENDIX No. 10—Continued.

LIST of Dominion Land Surveyors who are in possession of Standard Measures—  
Continued.

Name.	Address.	Date of Birth	Date of Appointment or of Commission.	Remarks.
Laurie, Richard C	Battleford, Sask	Jan. 31, '58	April 27, '83	S.L.S.
Lemoine, Charles Errol	Ville Montcalm, P.Q.		Mar. 31, '82	Q.L.S.
Lighthall, Abram	Vancouver, B.C.	Mar. 30, '78	Dec. 25, '09	
Lindsay, James Herbert	Prince Albert, Sask.	Nov. 27, '82	May 18, '11	S.L.S.
Louergan, Gerald Joseph	Buckingham, P.Q.	Oct. 8, '71	Feb. 28, '01	Q.L.S., A.L.S., Inspector of Surveys, Dept. of Interior.
Loucks, Roy Win. Egbert	Saskatoon, Sask.	Oct. 31, '84	Mar. 1, '12	A.L.S., S.L.S.
Lumsden, Hugh David	Ottawa, Ont.	Sept. 7, '44	April 14, '72	O.L.S.
MacLennan, Alexander L.	Toronto, Ont.	May 10, '78	Feb. 23, '05	S.L.S.
MacLeod, George Waters	Edmonton, Alta.	—	'88 Mar. 1, '12	A.L.S.
MacPherson, Charles Wilfrid	Dawson, Y.T.	Sept. 6, '71	Mar. 7, '00	O.L.S.
Macdonald, Gordon Alexander	Muirkirk, Ont.	May 24, '83	May 17, '12	
Magrath, Charles Alexander	Ottawa, Ont.	April 22, '60	Nov. 16, '81	B.A.Sc., O.L.S., B.C.L.S. D.T.S. Member International Waterways Commission.
Martindale, Ernest Smith	Kingsmill, Ont.	May 20, '86	Mar. 11, '11	
Martyu, Oscar William	Regina, Sask.	Dec. 2, '88	Mar. 11, '11	S.L.S.
Matheson, Hugh	Ottawa, Ont.	May 2, '79	May 9, '11	
Meadows, William Walter	Maple Creek, Sask.	May 27, '73	Feb. 23, '05	O.L.S., S.L.S.
McHuish, Paul	Vancouver, B.C.	April 11, '87	May 18, '11	B.C.L.S.
Miles, Charles Falconer	Toronto, Ont.	Jan. 30, '38	April 14, '72	O.L.S. Inspector of Surveys, Dept. of Interior.
Mitchell, Benjamin Foster	Edmonton, Alta.	June 16, '80	April 16, '08	A.L.S.
Moberly, Harford Kenneth	Moosomin, Sask.	—	'69 April 21, '03	S.L.S.
Molloy, John	Winnipeg, Man.	Jan. 13, '40	April 14, '72	M.L.S.
Montgomery, Royal Harp	Prince Albert, Sask.	May 20, '82	Feb. 23, '05	O.L.S., S.L.S.
Moore, Herbert Harrison	Calgary, Alta.	Dec. 1, '69	Feb. 17, '04	A.L.S.
Morrison, Joseph Eldedge	Prince Albert, Sask.	Aug. 29, '74	May 16, '07	S.L.S.
Murray, Ernest William	Regina, Sask.	Mar. 20, '84	May 31, '10	S.L.S.
McArthur, James Joseph	Ottawa, Ont.	May 9, '56	April 17, '79	Boundary Surveys, Dept. of Interior.
McCaw, Robert Daniel	Sidney, B.C.	May 24, '83	Mar. 23, '09	O.L.S., B.C.L.S., A.L.S.
McCull, Gilbert Beebe	Winnipeg, Man.	Oct. 8, '82	Mar. 20, '07	M.L.S., D.T.S.
McCull, Samuel Ebenezer	Winnipeg, Man.	July 17, '86	May 18, '11	M.L.S.
McDiarmid, Stuart Stanley	Vancouver, B.C.	Aug. 4, '81	Feb. 23, '05	B.C.L.S.
McElhanney, Thomas Andrew	Vancouver, B.C.	April 21, '86	Mar. 17, '12	
McEwen, Duncan Findlay	Edmonton, Alta.	Aug. 7, '76	May 18, '11	A.L.S.
McFadden, Moses	Vancouver, B.C.	Aug. 26, '26	April 14, '72	O.L.S., M.L.S.
McFarlane, Walter Graham	Peace River Landing Alta	Sept. 28, '75	May 19, '05	A.L.S.
McFarlane, John Baird	Toronto, Ont.	Feb. 25, '79	June 3, '08	A.L.S.
McFee, Angus	Red Deer, Alta.	July 14, '46	April 19, '79	A.L.S.
McGeorge, Wilham Graham	Chatham, Ont.	Mar. 22, '87	Mar. 21, '10	O.L.S.
McGrandle, Hugh	Wetaskiwin, Alta.	Mar. 12, '57	Mar. 30, '83	O.L.S., A.L.S.
McKay, Robert B.	Vancouver, B.C.	April 21, '83	May 21, '12	
McLean, James Keachie	Ottawa, Ont.	Dec. 19, '51	April 1, '82	O.L.S., Dept. of Indian Affairs
McMaster, William Angus Alexander	Prince Albert, Sask.	Feb. 1, '85	July 6, '10	A.L.S., S.L.S.
McMillan, George	Finch, Ont.	Dec. 9, '69	Feb. 22, '06	
McNaughton, Alexander L.	Cornwall, Ont.	Sept. 30, '81	Feb. 23, '05	O.L.S., B.C.L.S.
McPherson, Archibald John	Regina, Sask.	—	'70 Feb. 21, '01	S.L.S.
McPhillips, George	Winnipeg, Man.	April 26, '48	June 17, '75	O.L.S., M.L.S., A.L.S.
McPhillips, Robert Charles	Winnipeg, Man.	April 24, '56	May 17, '80	M.L.S.
McVittie, Archibald W.	Victoria, B.C.	May 5, '58	Mar. 30, '82	B.C.L.S.
Narraway, Athos Maxwell	Ottawa, Ont.	July 19, '88	May 18, '11	
Neelands, Rupert A.	Hamiota, Man.	Aug. 26, '84	Mar. 5, '12	
Nelles, Douglas Henry	Ottawa, Ont.	—	Mar. 9, '07	
Neville, Everett A.	Ruthven, Ont.	Jan. 8, '87	May 18, '11	
O'Hara, Walter Francis	Ottawa, Ont.	—	Feb. 19, '95	O.L.S.
Ord, Lewis Redman	Hamilton, Ont.	Oct. 17, '56	April 1, '82	O.L.S.
Palmer, Philip Ebenezer	Dorchester, N.B.	May 6, '88	Mar. 7, '12	

## SESSIONAL PAPER No. 25

APPENDIX No. 10 *Continued.*

LIST of Dominion Land Surveyors who are in possession of Standard Measures—  
*Concluded.*

Name.	Address.	Date of Birth.	Date of Appointment or of Commission.	Remarks.
Parsons, Johnstone Lindsay R.	Regina, Sask.	Jan. 18, '76	Feb. 23, '65	O.L.S., S.L.S.
Patrick, Allan Poyntz.	Calgary, Alta.	July 18, '39	Nov. 19, '77	B.C.L.S., D.T.S., A.L.S.
Patten, Thaddens James.	Little Current, Ont.	Feb. 4, '59	Mar. 29, '83	O.L.S.
Pearce, William.	Calgary, Alta.	Feb. 1, '48	May 10, '80	O.L.S., B.C.L.S., A.L.S.
Pearce, Seabury Kains.	Calgary, Alta.	Dec. 6, '87	Mar. 9, '11	A.L.S.
Pearson, Hugh Edward.	Edmonton, Alta.	Oct. 17, '87	May 17, '12	A.L.S.
Pequegnat, Marcel.	Berlin, Ont.	April 27, '86	June 6, '10	O.L.S.
Peters, Frederic Hatheway.	Calgary, Alta.	Nov. 4, '83	Mar. 4, '10	A.L.S., Com of Irrigation.
Phillips, Edward Horace.	Saskatoon, Sask.	Dec. 19, '78	Feb. 21, '02	S.L.S.
Phillips, Harold Geoffrey.	Regina, Sask.	Sept. 3, '87	April 23, '10	S.L.S.
Pierce, John Wesley.	Ottawa, Ont.		Dec. 24, '09	O.L.S.
Pinder, George Zouch.	Edmonton, Alta.	Mar. 5, '81	Mar. 15, '13	
Plunkett, Thomas Hartley.	Meaford, Ont.	June 1, '78	Mar. 12, '68	
Ponton, Archibald William.	Edmonton, Alta.	Jan. 25, '59	May 18, '81	O.L.S., A.L.S.
Powell, William Henry.	Vancouver, B.C.	Dec. 22, '84	Feb. 22, '11	B.C.L.S.
Proudfoot Hume Blake.	Saskatoon, Sask.	June 23, '58	Mar. 28, '82	O.L.S., S.L.S.
Purser, Ralph Clinton.	Windsor, Ont.	April 7, '86	Feb. 2, '11	
Rainboth, Edward Joseph.	Ottawa, Ont.		May 19, '81	Q.L.S., O.L.S.
Ransom, John Thomas.	Toronto, Ont.	Aug. 24, '88	Jan. 14, '11	O.L.S.
Reilly, William Robinson.	Regina, Sask.	Aug. 10, '57	Nov. 17, '81	O.L.S., M.L.S., S.L.S.
Richard, Joseph Francois.	Ste. Anne de la Po- catrière, P.Q.		May 13, '82	Q.L.S.
Rinfret, Claude.	Montreal, P.Q.	Jan. 5, '86	Mar. 20, '08	Q.L.S.
Rinfret, Raoul.	Montreal, P.Q.	July 16, '56	Feb. 20, '00	Q.L.S.
Ritchie, Joseph Frederick.	Prince Rupert, B.C.	May 23, '63	Jan. 7, '89	B.C.L.S.
Robertson, Henry H.	N. Timiskaming, P.Q.	Sept. 13, '47	April 14, '72	Q.L.S.
Roberts, Sydney Archibald.	Victoria, B.C.	April 10, '48	May 16, '85	B.C.L.S.
Roberts, Vaughan Maurice.	Goderich, Ont.	Mar. 22, '64	May 17, '86	
Robertson, Donald Fraser.	Ottawa, Ont.		'80 May 25, '09	Dept. of Indian Affairs.
Robinson, Ernest Walter P.	Ottawa, Ont.	May 8, '80	May 1, '08	
Robinson, Franklin Joseph.	Regina, Sask.	Oct. 29, '70	Feb. 20, '00	S.L.S., Deputy Minister of Public Works.
Robinson, William Andrew.	Winnipeg, Man.	Feb. 21, '81	Oct. 2, '11	S.L.S.
Rolfson, Orville.	Walkerville, Ont.	Feb. 26, '85	July 14, '08	
Rombough, Marshall Bedwell.	Morden, Man.	Oct. 14, '35	April 14, '72	M.L.S.
Rorke, Louis Valentine.	Toronto, Ont.	Feb. —, '65	Aug. 13, '91	O.L.S., Inspector of Sur- veys for Ontario.
Ross, George.	Welland, Ont.	June 12, '53	Nov. 21, '82	O.L.S.
Ross, Joseph Edmund.	Kamloops, B.C.	Jan. 9, '61	Feb. 12, '91	O.L.S., B.C.L.S.
Routly, Herbert Thomas.	Haileybury, Ont.	Jan. 20, '78	Feb. 15, '11	O.L.S.
Roy, George Peter.	Quebec, P.Q.	Oct. 1, '52	Nov. 17, '81	Q.L.S.
Roy, Joseph George Emile.	Quebec, P.Q.	Mar. 14, '86	May 25, '10	Q.L.S.
Russell, Alexander Lord.	Port Arthur, Ont.		April 14, '72	O.L.S.
Saint Cyr, Jean Baptiste.	Montreal, P.Q.	Dec. 17, '66	Feb. 17, '87	Q.L.S.
Saint Cyr, Arthur.	Ottawa, Ont.	Nov. —, '60	Feb. 17, '87	
Saunders, Bryce Johnston.	Edmonton, Alta.	Oct. 17, '60	Nov. 16, '84	O.L.S.
Scott, Walter Alexander.	Calgary, Alta.	Aug. 8, '85	Mar. 9, '09	A.L.S., S.L.S.
Seager, Edmund.	Kenora, Ont.	Nov. 22, '38	April 14, '72	O.L.S.
Segré, Beresford Henry.	Davidson, Sask.	Feb. 19, '86	May 8, '12	
Seibert, Frederick V.	Rush Lake, Sask.	Nov. 5, '85	Mar. 11, '11	O.L.S.
Sewell, Henry DeQuincy.	Toronto, Ont.	April 18, '48	May 16, '85	O.L.S.
Seymour, Horace Llewellyn.	Red Deer, Alta.	June 11, '82	Feb. 22, '06	O.L.S., A.L.S., S.L.S.
Shaw, Charles Eneas.	Greenwood, B.C.	Nov. 16, '53	May 10, '80	O.L.S., B.C.L.S.
Shepley, Joseph Drummond.	N. Battleford, Sask.	Sept. 13, '79	Mar. 12, '06	S.L.S.
Smith, Charles Campbell.	Vancouver, B.C.	Jan. 1, '73	Feb. 22, '06	O.L.S.
Smith Donald Alpine.	Regina, Sask.	Sept. 22, '80	April 21, '10	S.L.S.
Smith, James Herbert.	Edmonton, Alta.	Nov. 9, '76	Feb. 23, '05	A.L.S., O.L.S.
Soars, Henry Martin Robinson.	Edmonton, Alta.	April 22, '77	Nov. 2, '08	A.L.S.
Spaight, Thomas Bailey.	Toronto, Ont.	Feb. 8, '59	Nov. 16, '82	O.L.S.
Starkey, Samuel M.	Cody, N.B.	Sept. 4, '37	April 14, '72	P.L.S. for N.B.
Steele, Ira John.	Ottawa, Ont.	April 6, '81	April 16, '08	O.L.S.

4 GEORGE V., A. 1914

APPENDIX No. 10—*Concluded.*LIST of Dominion Land Surveyors who are in possession of Standard Measures.—  
*Continued.*

Name.	Address.	Date of Birth.	Date of Appointment or of Commission.	Remarks.	
Stewart, Elihu.....	Collingwood, Ont.....	Nov. 17, '44	April 14, '72	O.L.S.	
Stewart, Lionel Douglas N.....	Collingwood, Ont.....	.....	Jan. 27, '10	O.L.S.	
Stewart, Will Malcolm.....	Saskatoon, Sask.....	Nov. 26, '84	June 6, '07	S.L.S.	
Stewart, Louis Beaufort.....	Toronto, Ont.....	Jan. 27, '61	Nov. 22, '82	O.L.S., D.T.S. Professor of Surveying and Geodesy, University of Toronto.	
Stewart, Alexander George.....	Edmonton, Alta.....	Aug. 16, '87	Mar. 14, '10	A.L.S.	
Stewart, George Alexander.....	.....	.....	April 14, '72	O.L.S.	
Stewart, Norman C.....	Ottawa, Ont.....	Jan. 9, '85	March 7, '12		
Stock, James Joseph.....	Ottawa, Ont.....	Aug. 16, '87	March 2, '10		
Street, Paul Bishop.....	Toronto, Ont.....	Dec. 3, '81	Mar. 29, '10		
Stuart, Alexander Graham.....	Buckingham, P.Q.....	July 16, '88	May 9, '11		
Summers, Gordon Foster.....	Haileybury, Ont.....	.....	Oct. 20, '10	O.L.S.	
Swannell, Frank Cyril.....	Victoria, B.C.....	.....	May 10, '04	B.C.L.S.	
Taggart, Charles Henry.....	Ottawa, Ont.....	.....	'83 May 9, '11		
Talbot, Albert Charles.....	Calgary, Alta.....	April 5, '86	May 13, '80	A.L.S.	
Taylor, Alexander.....	Portage la Prairie, Man.....	Aug. 6, '75	June 9, '04	M.L.S., S.L.S.	
Taylor, William Emerson.....	Owen Sound, Ont.....	Aug. 3, '81	Dec. 16, '10	O.L.S.	
Teasdale, Charles Montgomery.....	Concord, Ont.....	Oct. 18, '79	March 9, '06		
Thompson, William Thomas.....	Grenfell, Sask.....	Nov. 1, '53	Nov. 19, '77	D.T.S., S.L.S.	
Tipper George Adrian.....	Brantford, Ont.....	July 25, '86	May 18, '11		
Tracy, Thomas Henry.....	Vancouver, B.C.....	June 25, '48	April 14, '72	O.L.S., B.C.L.S.	
Tremblay, Alfred Joseph.....	Les Eboulements, P.Q.....	.....	Feb. 18, '90		
Tremblay, Albert Jacques.....	Edmonton, Alta.....	July 25, '87	March 1, '12	A.L.S.	
Turnbull, Thomas.....	Winnipeg, Man.....	May 26, '87	Mar. 29, '82	O.L.S.	
Tyrell, James William.....	Hamilton, Ont.....	May 10, '63	Feb. 16, '87	O.L.S.	
Underwood, Joseph Edwin.....	Saskatoon, Sask.....	Nov. 3, '82	May 18, '11	S.L.S.	
Vaughan, Josephus Wyatt.....	Vancouver, B.C.....	Oct. 17, '45	June 11, '78	B.C.L.S.	
Vicars, John Richard Odum.....	Kamloops, B.C.....	April 16, '55	May 17, '86	O.L.S., B.C.L.S.	
Vickers, Thomas Newell.....	N. Battleford, Sask.....	April 19, '90	May 17, '12		
Von Edeskuty, Joseph Otto.....	Vancouver, B.C.....	Oct. 27, '84	March 3, '13		
Waddell, William Henry.....	Edmonton, Alta.....	March 23, '83	Mar. 25, '07	O.L.S., A.L.S.	
Waldron, John.....	Moosjau, Sask.....	Aug. 1, '72	April 2, '07	S.L.S.	
Walker, Claude Melville.....	Guelph, Ont.....	Oct. 16, '84	Mar. 11, '11		
Wallace, James Nevin.....	Calgary, Alta.....	Aug. 21, '70	Feb. 20, '00	O.L.S., A.L.S.	
Warren, James.....	Walkerton, Ont.....	Nov. 7, '37	April 14, '72	O.L.S.	
Watt, George Herbert.....	Ottawa, Ont.....	Feb. 5, '76	Feb. 24, '02		
Waugh, Bruce Wallace.....	Ottawa, Ont.....	March 24, '88	May 28, '12		
Weekes, Abel Seneca.....	Edmonton, Alta.....	Feb. 17, '66	Feb. 11, '92	A.L.S., S.L.S.	
Weekes, Melville Bell.....	Regina, Sask.....	Nov. 28, '74	Feb. 18, '03	O.L.S., S.L.S.	
Wheeler, Arthur Oliver.....	Sidney, B.C.....	May 1, '60	Nov. 21, '82	O.L.S., B.C.L.S., M.L.S., A.L.S.	
White-Fraser, George W. R. M.....	Victoria, B.C.....	.....	'61 Feb. 21, '88	D.T.S., B.C.L.S.	
Wiggins, Thomas Henry.....	Saskatoon, Sask.....	Aug. 24, '63	Feb. 18, '96	O.L.S., S.L.S.	
Wilkins, Frederick, W. B.....	Norwood, Ont.....	June 27, '54	May 18, '81	O.L.S., D.T.S.	
Wilkinson, William Downing.....	Not known.....	.....	Feb. 22, '93		
Williams, Gny Lorne.....	Enderby, B.C.....	.....	March 3, '79	June 24, '08	B.C.L.S.
Wilson, Reginald Palliser.....	Winnipeg, Man.....	July 9, '72	Jan. 26, '11	M.L.S.	
Woods, Joseph Edward.....	Pincher Creek, Alta.....	Oct. 13, '61	Nov. 14, '85	A.L.S.	
Young Walter Beatty.....	Winnipeg, Man.....	July 6, '89	Mar. 25, '05	M.L.S.	
Young William Howard.....	Calgary, Alta.....	June 8, '78	May 17, '07	A.L.S. District Engineer	

PART V  
DOMINION PARKS





**REPORT OF THE COMMISSIONER OF DOMINION PARKS.**

DOMINION PARKS BRANCH,  
OTTAWA, September 30, 1913.

W. W. CORY, Esq., C.M.G.,  
Deputy Minister of the Interior.

SIR,—I beg to submit my second annual report as Commissioner of Dominion Parks, covering the fiscal year 1912-13. Appended to it are reports from the Chief Superintendent of Dominion Parks and from the Superintendents of the various Parks. These reports show in detail the substantial progress made during the year in the matter of development work. My own report, therefore, is confined largely to a statement concerning the purposes served by National Parks and the useful development work that such purposes suggest.

**CANADA'S PARKS.**

Extract from an address delivered at Ottawa, March 12, 1913, by His Royal Highness the Duke of Connaught, before the Canadian Association for the Prevention of Tuberculosis:—

'I feel that some apology is necessary for referring to the subject on which I now desire to touch, but the fact that this is the last opportunity I shall have for public speaking before I go to England on leave must be my excuse. Also, the subject is allied with public health, which is one more reason for me to request your indulgence.

'I desire to refer shortly to the question of your Dominion Parks. I do not think that Canada realizes what an asset the nation possesses in the parks. These areas have been preserved from the vandal hand of the builder for the use and enjoyment of the public, who may take their holidays there and keep close to nature under the most comfortable conditions, assessing a store of health which will make them the better able to cope with the strenuous life to which they return after their vacation.

'When deciding on where to take their holidays, Canadians might well consider the claims of places within their own frontier, and spend their money in the Dominion instead of carrying it away to swell the millions annually spent in Maine, in Florida, and in California. For I do not believe that any place presents natural attractions greater than those of the Parks of Banff, Glacier and Jasper. The time may come when it will be found desirable to establish a national sanatorium at or near one of these reserves, and this would interest your Association directly in the success of the Parks.'

**COMMERCIAL SIDE OF PARKS.**

In my report last year I called attention to the commercial side of National Parks. I pointed out that each year hundreds of millions of dollars were spent by tourists in France, Switzerland, Italy and other Old World countries; that hundreds of millions of dollars were also spent annually on this continent by tourists. The figures indicated that Canada—with incomparable scenic attractions—can reasonably

4 GEORGE V., A. 1914

expect an annual revenue from the tourist traffic which will bulk far into the millions, and justify the expenditure of large sums of public money upon development work to render its scenic attractions easily, comfortably and safely accessible.

That this aspect of National Parks being valuable as a commercial asset is recognized in countries where these national playgrounds are not matters of recent development is shown by the attention given to the nursing of tourist traffic in such countries as Switzerland, France, Italy, Germany and elsewhere on the continent of Europe, where facilities and comforts are lavishly provided to attract and encourage tourists from all over the world.

The potentialities of the field even for countries already garnering millions each year from the tourists is indicated by the following item published last winter in the newspapers:—

*Department for Tourists.*

‘ROWE, January 18, 1913.—A State Tourist Department is advocated by Signor Feraris, one of the most prominent members of the Chamber of Deputies, as the easiest means of increasing Italy's wealth. The state revenue benefits considerably from the present tourist traffic in the matter of customs, railway tickets and entrance fees to museums and galleries.

‘Signor Feraris has in view the doubling of the present tourist revenue, and advocates direct intervention of the state to promote tourist traffic.

“The industry of the Foreigner” he says, “has been sadly neglected by the State. Italy's many advantages are not sufficiently advertised, and while the efforts of the hotelkeepers and others are praiseworthy, they lack the support of the Government.” Therefore he wants sufficient backing for his boom.

‘Italy's increased political importance has rendered unanimous reforms indispensable, and also an improvement of the sanitary conditions of the workmen. To pay for this he suggests the establishment of a State Tourist Department, with agents throughout the world, who will urge foreigners to visit Italy and spend their money.

‘Signor Feraris has the support of a number of powerful institutions and may succeed in his scheme.’

CANADIAN TRAVEL ASSOCIATION.

It is significant that an association has been organized in Canada during the present year for the purpose of promoting tourist traffic in the Dominion. It is called the Canadian National Travel and Immigration Association, and publishes a magazine *Travel in Canada*. The initial number of the magazine points out that already over three million tourists from the United States annually visit Canada. It submits statements indicating that foreign tourists spend over \$2,000,000 each year in Montreal, that even a larger sum is spent in Toronto annually, and that Winnipeg, Vancouver, and other Canadian cities reap, each year, a harvest of over a million dollars each from foreign travellers.

VALUE OF AUTOMOBILE ROADS.

In connection with the commercial side of National Parks, automobile traffic appears to provide a means of immensely increasing the revenue to be derived by the people of Canada from the tourist. The Parks Branch is shaping its development work on lines calculated to make the unrivalled scenery of the Rockies accessible to automobile traffic. Consideration of the expansion of recent years with respect to motors and motoring cannot fail to convince one that adequate trunk roads through the mountains will inevitably mean a huge automobile traffic, and consequently a

## SESSIONAL PAPER No. 25

large expenditure of money by the autoists. Statistics indicate that in the United States alone there are about a million motor cars—a car for every hundred of population.

It is a well established fact that most motorists spend their holidays in their cars. Many facilities already exist which will bring the motorist to the foot-hills of the Rockies. What motorist will be able to resist the call of the Canadian Rockies when it is known that he can go through them on first-class motor roads. And what a revenue this country will obtain when thousands of automobiles are traversing the Parks.

## THE CHIEF PURPOSE OF PARKS.

However, the commercial side of National Parks is only an incident, though indeed a very important one. National Parks exist primarily to serve the needs of the Dominion's own people.

National Parks are in reality national recreation grounds. They are set aside because it is being recognized more and more that recreation where fresh air, sunshine, beautiful natural scenery are combined, means an uplifting of spirit, a renewal of strength of body, a stimulation of mind. National Parks provide the means of recreation in the great out-of-doors for all who wish to take advantage of them; they stand out as a national recognition that recreation in the out-of-doors is essential for the physical, mental, moral health of the people, and consequently emphasize to the public the suggestion of such recreation, even if it has to be sought elsewhere than in the National Parks. The spirit of the National Park idea cannot be more effectively crystallized than by the following extract from John Muir, the American writer, known throughout the continent as the lover of the mountain, the wilderness and all nature:—

'The tendency nowadays to wander in wilderness is delightful to see. Thousands of tired, nerve-shaken, over-civilized people are beginning to find out that going to the mountains is going home; that wildness is a necessity and that mountain parks and reservations are useful, not only as fountains of timber and irrigating rivers, but as fountains of life. Awakening from the stupefying effects of the vice of over-industry and the deadly apathy of luxury, they are trying as best they can to mix and enrich their own little outgoings with those of nature, and to get rid of rust and disease.'

## EDUCATIONAL INFLUENCE.

A presentation of the influence of parks—of the influence of nature—upon the individual is made by Chas. Mulford Robinson, author of 'Modern Civic Art,' in the following words:—

'Education gained from the parks is that which makes for broader public sympathies and wider interests, for finer appreciation of the good things of life; it is that education which opens the public's eyes to the beauty that surrounds them, which makes us less of the animal and more of the man, richer through development of the resources within ourselves. The song of a bird, the scent of a flower, the glory of a sunset sky, are parts of our common heritage. The sense impression that they make is dependent only on ability to perceive and faculty to enjoy; and this ability and this faculty are susceptible of education. If the park can cultivate these in large numbers of people, as an incident of its service as a public pleasure ground, it will bestow great benefit; it will vastly increase its usefulness to the community; it will not only heighten the enjoyment of its own attractions, but it will put into the hearts

4 GEORGE V., A. 1914

and minds a faculty of enjoyment that will be of service in daily life. To such extent the investment which has been made in parks will be paying daily dividends on the common stock of human experience.'

The name park appears to create some confusion in the public mind in regard to National Parks. The quotation from Muir suggests the difference between parks as ordinarily understood and National Parks. The city park is a breathing space which the public demand as a necessity for their well-being, but for the most part it is artificial in appearance and small in area. The national park on the other hand is huge in area and in reality is a wilderness in its natural state. A city breathing spot can in a small way provide refreshment of mind and body, but adequate relaxation and recuperation realized only from the influence of nature—the nature of the wilderness.

#### SIGNIFICANCE OF PARKS.

The significance of National Parks is perhaps best illustrated by a comparison with city parks. Cities everywhere are multiplying their civic parks. This is done in response to an insistent public demand. The city tax-payers pay for these parks because they feel such recreation facilities pay them ample dividends in humanity by promoting the health and happiness of the people. The ultra-wealthy in a city can and do have their own private grounds or parks, but the masses can enjoy fresh air and the beauties of nature only in the public parks. But the masses cannot live in city parks, they cannot camp in them, fish in them, study nature in its wild state in them. As yet in Canada the people for the most part can reach, without great difficulty, many places where nature is still in its wild state, but Europe and the United States teach the lesson that time will soon change this unless precautions are taken now.

#### NECESSITY OF RESERVATIONS.

The necessity of National Park areas being set aside is emphasized by a review of conditions in other countries. Take the United States, a country very little older than Canada. In 1892 the following petition was addressed to the State Legislature of Massachusetts:—

The undersigned petitioners respectfully represent that the seashores, the river banks, the mountain tops, and almost all the finest parts of the natural scenery of Massachusetts are possessed by private persons, whose private interests often dictate the destruction of said scenery or the exclusion of the public from the enjoyment thereof. In the opinion of the undersigned, the scenes of natural beauty to which the people of the Commonwealth are to-day of right entitled to resort to for pleasure and refreshment are both too few in number and too small in area; and therefore, respectfully ask that an inquiry be instituted for the purpose of ascertaining what action, if any, may be advisable in the circumstances.'

An investigation followed, and the facts brought out are most significant. The agent appointed to investigate, to quote his own words, 'found everywhere recent changes in the ownership of land, and a movement of people of means from the cities and the interior of the county to the shore regions of the states. I found leagues and leagues together of the shore line to be all private holdings, without the intervention, in these long reaches, of a rod of space on the shore on which the public had a right to go. I walked across the domain of one man who owns about six miles of shore line. I found a great population inland hedged away from the beach, and all conditions pointing to a time, not remote, when nobody can walk by the ocean in Massachusetts without payment of a fee, as we formerly had to pay for a glimpse of Niagara. I

## SESSIONAL PAPER No. 25

could see that the movement for more open spaces of public resort—for use and enjoyment of the people—has most vital relations to civilization, and that it has been instituted in response to a pressing need.’

## AMBASSADOR BRYCE’S TESTIMONY.

Ambassador Bryce, in an address on National Parks, at a meeting of the American Civic Association in Baltimore, November 20, 1912, said in part:—

‘Europe is a populous, overcrowded continent; you will some day be a populous and ultimately perhaps even an overcrowded continent, and it is well to take thought at once, before the overcrowding comes on, as to how you will deal with the difficulties which we have had to deal with in Europe, so that you may learn as much as possible from our experience, and not find too late that the beauty and solitude of nature have been snatched from you by private individuals.’

‘Now let us remember that the quantity of natural beauty in the world, the number of spots calculated to give enjoyment in the highest forms, are limited, and are being constantly encroached upon. We, in England and Scotland, have lost some of the most beautiful scenery we possess, because it has been taken into private estates. A great deal of the finest scenery in Scotland is now practically unapproachable by the pedestrian or artist or naturalist because people have appropriated it to their private purposes and keep the people out.’

‘I beg you to consider that, although your country is vast and has scope of natural beauty far greater than we can boast in little countries like England, or Scotland, even your scenery is not inexhaustible, and with your great population and the growing desire to enjoy the beauties of nature you have not any more than you need.’

While Ambassador Bryce’s words were addressed to Americans, it is obvious that they apply with equal force to Canadians. In this connection it may be added that Mr. Bryce, in the course of an address before the Canadian Club of Ottawa, spoke as follows:—

‘I know that you have been doing that in Canada (establishing national parks) and I hope that if you need any further encouragement to do it, you will find it in the example of the Australians, and that you too will set apart more and more of those magnificent areas of scenery which you possess in the Rocky mountains for the enjoyment of the people, looking forward to a day when the population of Canada will be tenfold what it is now and when the value of places where the pleasures of nature can be cultivated, and where the wild animals can be preserved, and where the charm of solitude can be enjoyed—when the value of all these things will be even greater than it is at this moment.’

## OBJECT LESSONS.

To emphasize the lesson to be learned from the United States the following quotations from John Muir are given:—

‘Only thirty years ago, the great Central Valley of California, five hundred miles long and fifty miles wide, was one bed of golden and purple flowers. Now it is ploughed and pastured out of existence, gone forever—scarcely a memory of it left in fence corners and along the bluffs of the streams. The gardens of the Sierra also, and the noble forests in both the reserved and unreserved portions are sadly hacked and trampled, notwithstanding the ruggedness of the topography—all excepting those of the parks guarded by a few

4 GEORGE V., A. 1914

soldiers. In the noblest forests of the world, the ground, once divinely beautiful, is desolate and repulsive, like a face ravaged by disease. This is true also of many other Pacific Coast and Rocky Mountain valleys and forests. The same fate, sooner or later, is awaiting them all, unless awakening public opinion comes forward to stop it.

'Most of the wild plant wealth of the East also has vanished—gone into dusty history. Only vestiges of its glorious prairie and woodland wealth remain to bless humanity in boggy, rocky, unploughable places.'

National Parks, moreover, have a real patriotic mission. One side of this was touched upon by J. Horace McFarland, president of the American Civic Federation, in the course of an address upon the subject 'Are National Parks worth while?' His remarks, of course, referred to American parks but change the word 'American' to 'Canadian,' and the concluding portion of his address crystalizes a thought of equal application to Canada. He said:—

'Consider what it is that inspires us as we sing the National hymn. Is it our wonder of mining, showing in the hideous ore dumps the sordid mining village? Is it in the burned-over waste that has followed the cutting of much of our forest wealth? Is it the power house in which is harnessed the beauty of Niagara? Is it the smoking factory chimneys, the houses of the grimy mill town, the malodorous wharfs along the navigable rivers. Is it even the lofty metropolitan sky scraper, or the great transcontinental steel highway?

'No, not one of these produces patriotism. Listen to the most sordid materialist who is American in birth or residence, as he boasts: it is always of the beauty of his town, his state, his country. Our devotion to the flag begins in that love of country which its beauty has begotten; it may end, at the last supreme test, in the beauty of soul that makes the patriot ready to die for his country in battle—if just battle there may ever again be.

'So I hold that in stimulating and safeguarding the essential virtue of patriotism, the beauty of the American park stands forth as most of all worth while.'

#### WORTH-WHILE PARKS.

In its parks and, for that matter, outside its parks, Canada has the impressive scenery and the other natural attractions to justify and compel pride of country. Most of the Dominion Parks so far established are in the Rocky mountains. To show that their outstanding charm and attractiveness are recognized by those whom the world recognizes as having the right to speak with authority upon the subject of mountains and scenic attractions, the following extracts are given:—

The Reverend James Outram, a well-known English climber, and author of 'The Heart of the Canadian Rockies':—

'But the wondrous glacial fields, the massing of majestic ranges, the striking individuality of each great peak, the forest areas, green pasture lands, clear lake and peaceful valley are nowhere found harmoniously blended on the western continent until the traveller visits that section of the Rocky mountains which lies within the wide domain of Canada.'

Extract from 'Climbs and Explorations in the Canadian Rockies,' by Prof. J. Norman Collie and H. E. M. Stutfield, of London, England, pioneer climbers and explorers:—

'On the other hand, they have a very remarkable individuality and character in addition to special beauties of their own which Switzerland cannot rival. The picturesque landscapes in the valleys; the magnificence of

## SESSIONAL PAPER No. 25

the vast forests, with their inextricable tangle of luxuriant undergrowth, and the wreck and ruin of the fallen tree-trunks; the size, number and exquisite colouring of the mountain lakes; in these things the new Switzerland stands pre-eminent. In the Alps we can recall only one lake of any size surrounded by high glacier-clad mountains, namely, the Oeschinen See; in the Rockies, they may be counted by the score—gems of purest turquoise blue, in matchless settings of crag and forest scenery, glacier and snow, storm-riven peak, and gloomy, mysterious canyon.'

W. D. Wilcox, the American author, who was one of the first to explore the Mount Assiniboine district, says in his charmingly illustrated book, 'The Rockies of Canada':—

'It is becoming more and more apparent every year that this part of the Rockies is not only a great field for Alpine climbing in its strictest meaning, but undoubtedly the most extensive and interesting field presented by any readily accessible range in the world. That such men as Cellie, Stutfield, Woolley, and Whymper have come over from England several seasons to climb here, that the Appalachian Mountain Club, represented by Abbot (who lost his life on Mount Lefroy), Fay, Weed, Thompson, and others, and expert climbers such as Outram and Eggers have found climbs that tested their powers to the utmost, or repelled all attacks, even under the leadership of expert Swiss guides, tells much about the real nature of the climbing.'

T. G. Longstaff, the distinguished English alpinist, in an article in the *London Field* recently, said:—

'In the Canadian Rockies and the Selkirks there is a country waiting for recognition which I believe is destined to become the playground of the world, just as the Alps have been for one short century the playground of Europe. In no other mountain region of the globe do peak and cliff, snowfield and glacier, alpland and forest, lake, cataract, and stream form such a perfect combination as is to be found, not in one, but in hundreds of places in these glorious ranges. Mere questions of altitude are beside the mark. Though I hold that no one can fully appreciate mountain scenery who has not actually come to grips with the peaks themselves, yet the fascination of the Canadian mountains is such that merely to travel through them and camp amongst them is sufficient reward for any one who is not blind. On the whole it must be admitted that the average difficulty of the climbing does not attain the European standard, but there are many peaks whose ascent has only been accomplished with great difficulty, and there are certainly a far larger number of such peaks which have never been seen by any mountaineer.'

Prof. Coleman, of Toronto University, author of 'The Canadian Rockies,' and ex-president of the Canadian Alpine Club, says:—

'None of the mountains of North America can be measured against the Himalayas or the higher Andes in altitude, and to climbers familiar with these giant peaks the Canadian Rockies may seem quite insignificant; and yet some of the most famous workers among the Himalayas, the Andes, the Caucasus, the Alps, have later become so enamoured of the Canadian Rockies as to come back season after season. To draw experienced British climbers from the French or Swiss Alps, only a few hours' journey from home, to Banff or Laggan or Glacier, five thousand miles away, implies rather potent charm.

'Much the same is true of the skilful American climbers, who flock to British Columbia instead of spending their summers a few hundred miles to the south among the mountains of Colorado, which are thousands of feet

4 GEORGE V., A. 1914

higher. Why should the Canadian Rockies prove more fascinating than Pike's Peak or Mount Whitney? It is evident that the cause is not to be found in altitude alone.

'The beauty and attractiveness of mountains depend, of course, on various factors, of which absolute height is only one. Relative height above the surrounding plains or valleys counts for more, and permanent snowfields and glaciers are needed to give the true Alpine charm and these may be found on peaks of only nine thousand feet among the Selkirks. . . . On the other hand, the much higher mountains of Colorado rise from a plain seven thousand feet above the sea and have so feeble a snowfall that they are bare before the end of the summer.

'Except in the short extension of the Canadian Rockies into Washington and Montana, there are scarcely any glaciers to be found south of the international boundary. The dryness of the air and the strong and more nearly vertical sun of summer prevent the formation of glaciers on most of the high American mountains and on all those of Mexico, robbing them of the most thrilling and seductive features of the Alpine peaks, the gleam of snow, the blue of crevassed glacier tongues, the wildly heaped moraines, and the white glacial torrents in flood on a sunny afternoon.

'The famous canyon of the Colorado three hundred miles long and five thousand feet in depth, with a breadth of ten or fifteen miles, is out of the running as compared with the valley of the Upper Columbia at Surprise rapids, which is more than eight thousand feet below the nearer Rockies and Selkirks, the opposite summits standing fifteen or twenty miles apart. Probably five times as many cubic miles of rock have been carved from this valley and disposed of as in the Colorado canyon.'

#### NEW LINES OF DEVELOPMENT.

A study of the mission of National Parks has suggested many new lines of development. If recreational facilities are important for a nation, it is obvious such facilities should be made available for all the people.

At present most of Canada's national recreation grounds are in the west. Geography places them beyond the reach of thousands in the East. Canada's rapidly-growing cities in the East have two great needs—playgrounds in the cities and resorts in the country where the people, especially the poorer children, can have summer outings. The establishment of city playgrounds is in general a matter for the cities to deal with. But much advantage would follow if the services of some properly qualified Government officer were available for any city taking up the playgrounds movement, to help on the work by way of suggestion, advice, direction.

'The present need,' says a magazine article on the playgrounds movement in Canada, 'is a national basis on which to rest the playgrounds superstructure. Some the playgrounds are under church control; some are special associations' peculiar enterprises; some are municipal concerns; school boards run others. There is no entirely, no common headquarters, no possible way of making concerted progress, as things exist. Developments are therefore more or less haphazard.'

It is suggested that a specially qualified officer should be associated with the Parks organization to carry out the obvious duties in this connection.

#### FOR CITY NEEDS.

The Parks organization can properly assist the playgrounds movement as indicated because the purpose of the Parks organization is to provide for adequate recreation for the people, but it has, in the matter of camp sites or recreation resorts near the large centres of population, a much more important duty.



## SESSIONAL PAPER No. 25

Apart altogether from the consideration that certain districts, notable for their scenic attractions, should be reserved for posterity from the hand of the vandal and speculator, it seems that for the National Parks to serve their highest function they should be places of rest and recreation for those in Canada most needing their revivifying influences; that is, for the city toilers.

Modern life tendencies are more and more towards the cities and towns; in Canada, during the last ten years, there has been an increase in the rural population of 16.48 per cent and in the urban of 63.83 per cent.

As the years progress this difference will undoubtedly grow more and more; whereas Canada's rural population at present is 55 per cent and the urban 45 per cent—that of the United States is 21 per cent for rural and 79 per cent for urban.

## CAMPING SITES.

There are few matters of more importance to the well-being of the city dwellers than facilities for getting close to nature in the great out-of-doors. If all Canada's city dwellers are to be ensured of such facilities—and all require them—the time has arrived for making provision. What is required is quite distinct from the park areas that a city can itself provide, namely, breathing spots in the city or picnic parks of 100 or 200 acres in the suburbs. What is required is an area in its natural state large enough to constitute a small wilderness—an area measured in square miles—where all who wish may camp and roam and holiday. A place which may not provide as spectacular scenery as the Mountain Parks of the West but which, like them, will belong to and be free to all the people and will be preserved for them from the exploiter and the vandal for all time. To be of real value such parks must be within comparatively easy access to the cities. Each year's delay in the creation of such parks will increase the difficulties in the way of their establishment. If action is taken now, the poor of Canada's cities, and the public in general, will for all time be sure of a place where they can secure the advantages of recreation in the out-of-doors.

Playgrounds and camp-sites such as suggested would mean much for the country because of their uplifting effect upon city children. A concrete illustration of this is the condition reported in 1909 from Chicago. It was found there that within a half mile radius of her twelve playgrounds, juvenile delinquency had decreased 44 per cent, while the same year it had increased 11 per cent in the city as a whole. If it is right for the country to spend millions on charitable and penal institutions, it is surely wise to spend something on measures which will help to make better citizens and thus render penal and charitable institutions less necessary.

## HISTORIC PLACES.

In connection with the camp site proposal it has been suggested that some might be located at points of historic interest.

There are many places of historic interest, poorly marked or unmarked at all. While it is somewhat out of the sphere of National Parks to deal with the marking of battlefields, it is most desirable, from a national standpoint, that such should be set aside as national reserves and that the ruins, old forts, old towers and such, holding historic associations, should be preserved. Canada has much in her history to inspire the rising generation with pride of their forbears and pride of country.

It would be doubly beneficial if these historic spots were not only properly restored and marked but they should be used as places of resort by Canadian children who, while gaining the benefit of outdoor recreation, would at the same time have opportunities of absorbing historical knowledge under conditions that could not fail to make them better Canadians.

WORK OF THE YEAR.

The policy followed during the year in connection with the work in the various parks was to improve existing roads, trails and other works rather than to undertake very much new work.

Perhaps the work of most importance in the parks is the road work, and it is determined to bring up all the roads to a satisfactory standard before undertaking the construction of new roads. Of course, an exception has to be made from this in so far as the automobile cross-mountain highway is concerned. A substantial amount of new work was done upon it and the policy is to press it through as rapidly as possible.

On this automobile road a steel bridge was erected across the Bow river at Castle and about 10 miles of road constructed from there to Vermilion pass on the Continental Divide. The automobile road westward to Vancouver from Vermilion is being constructed by the Government of British Columbia. The unit in the Park from Castle to Vermilion was built during the year in order that British Columbia officers might have access to the eastern end of their work and thus be in a position to carry on construction from the east as well as from the west.

New plans for the proposed bath-house at the Cave and Basin, Banff, were prepared by Messrs. Painter and Swales, architects. Mr. Painter has designed, or remodelled, many important buildings in Canada, including Windsor station, Montreal, Canadians Pacific Railway hotels at Banff and lake Louise, and the Russell Theatre, Ottawa. He prepared bath-house plans of very attractive design. Excavation work in connection with the bath-house was commenced on September 1, and the foundation practically completed by the end of January, when work was stopped.

The increasing popularity of Banff is well illustrated by the demand for lots there during the past year. So great was this demand that by the middle of July there were no lots in the townsite available, and a survey of additional lots had to be undertaken.

It is interesting to note that despite the unfavourable weather of the summer of 1912 there was a considerable increase in the number of visitors to Rocky Mountains Park. The figures are:—

1911-12 . . . . .	73,725
1912-13 . . . . .	75,882
Increase . . . . .	2,157

ROYAL VISIT.

A notable event in the history of the parks was the visit to Rocky Mountains Park and Yoho Park during the summer, of Their Royal Highnesses the Duke and Duchess of Connaught and Princess Patricia. At Banff the Royal party spent a week. In reply to an address of welcome presented on behalf of the citizens of Banff, His Royal Highness spoke as follows:—

‘Gentlemen, I beg you to accept my very best thanks for your loyal address of welcome to myself, to the Duchess, and to my daughter.

‘Although my present journey is devoted almost entirely to the duties connected with my office as Governor General, I could not have passed Banff without making a short stay, devoted entirely to pleasure. I have the most pleasant recollections of a former visit here and my memory has often flown back to the views of the great Rocky mountains frowning down upon the beautiful valley of the Bow river.

‘In a country where so much is constantly changing, it is pleasant to find a National Park such as this, which has been set aside by the wisdom of your legislators, where nature may be felt in all her splendour, where the hand of

## SESSIONAL PAPER No. 25

man will never be allowed to mar the scenery. I can assure you that it gives me great pleasure to renew my acquaintance with the Rocky Mountains Park of Canada and my only regret is that I have so short a time to enjoy the many attractions which are presented by Banff and its vicinity.'

## SEEING THE PARKS ON FOOT.

There is every year an increasing number of visitors who wish to explore the parks on foot, in many ways the best means of becoming acquainted with the beauties of the mountains. To meet the needs of this class of tourists it is proposed to open up foot-paths to points of scenic beauty and to build rest-houses at suitable places along the trails.

## THE PRESERVATION OF WILD LIFE.

All parks are game preserves and the protection which has been afforded within park boundaries has already resulted in a noticeable increase in wild life. The success which has followed these efforts towards protection has led to a consideration of an extension of the preserve idea.

For the preservation of bird life it is felt that small sanctuaries at suitable places should be established throughout the country to ensure the birds protection during the breeding season.

It also appears that with the great demand for fur and the rapidly increasing prices it brings, breeding preserves for animals should be established in the far north—the home of the best fur-bearing animals.

A proposal is now under consideration to establish a protected area for the preservation of the herd of wild buffalo in the Fort Smith country and it is considered that if this area were somewhat enlarged and adequately protected it would become a natural breeding ground for fur-bearing animals. These animals would soon learn they were protected in this area and as they would breed there under the most favourable conditions the overflow should in a short time serve to supply a very large contiguous district.

Reverting to the question of bird protection it should be pointed out that at the last session of the recent United States Congress a Bill was passed providing for federal protection for migratory birds. It was shown that the United States producers sustained an annual loss of \$800,000,000 through the disturbance of nature's balance consequent upon the destruction of insectivorous birds. Officers of the Geological Survey, who are authorities on bird life, calculate that the annual loss sustained in Canada from this cause is probably \$80,000,000.

In view of these facts the question arises whether Canada should not follow the example of the United States and deal with these matters from the Dominion standpoint.

## FIRE PROTECTION.

Fire protection is of vital importance to the parks. The Forestry Branch has had an expert engaged for some time in the development of a comprehensive plan for the protection of the eastern slope of the Rockies now included in a Forest Reserve. The Forestry Branch has been asked to have its officers include the parks in its general scheme for fire protection.

## HOT SPRINGS.

A matter of much interest is the fact that tests of the thermal springs at Banff show these waters to be radio-active. The tests were made by officers of the Geological Survey at the request of the Parks Branch. It is now generally admitted that the curative value of thermal springs depends primarily upon radio-activity and it is therefore very satisfactory to know that the springs at Banff possess this property.

4 GEORGE V., A. 1914

## POWER RESERVATION.

It was noted in last year's report that the privilege of constructing a conservation dam at lake Minnewanka had been given to the Calgary Power on certain conditions, one of which was that a thimble should be inserted to provide for the development by the Parks Branch of electric power at Banff.

In this connection arrangements have been made with a firm of electrical engineers for the preparation of plans and it is expected the branch will shortly be in a position to ask for an appropriation for the carrying out of the enterprise. I may say that the engineers were instructed to make their report as though it were for a private party dealing with the scheme purely as a commercial proposition. The report indicated that the enterprise should prove a paying one almost from the first.

## REINDEER.

A question of considerable importance has been raised in consequence of a petition forwarded by the Yukon Council requesting that the Federal authorities establish reindeer farms in the Yukon. Experiments of the United States Government in the matter of reindeer farms in Alaska have been very successful. There are now 30,000 or 40,000 reindeer in Alaska and they furnish the natives with food, clothing and means of transportation.

It is well known that horses cannot be satisfactorily used in the north on account of the lack of food. Dogs, which now constitute the means of transport, are of comparatively little use because food for them has to be carried and on a long trip the food necessarily constitutes the bulk of the load.

Reindeer, on the other hand, can live on the moss of the country they traverse, and, moreover, in case of shortage of food provide good meat for man.

It is believed that the Canadian hinterland is rich in minerals. It is doubtful whether prospecting and development work can ever be carried on successfully until reindeer are available for transportation purposes.

Therefore the Parks Branch has been making careful inquiries in regard to the subject.

## MILITARY PATROL.

The number of visitors to the Parks is now becoming so large that the necessity of patrolling the roads and trails is becoming a matter of pressing importance. Patrol is desirable for the purpose of securing the safety of the public against slides, and such dangers peculiar to mountain districts and also against hold-ups by highwaymen. So far, Canadian parks have been free from the latter, but there is no certainty of a continuation of this immunity unless adequate measures are taken in that regard.

It is felt that this could best be done by having a body of Mounted Police or Dominion Police permanently stationed in the parks. In this connection it has also been suggested that the parks might be used as training stations for recruits for the Royal Northwest Mounted Police. The Parks would provide ideal training grounds and, in addition, the presence of the recruits would be of material assistance to the parks' administration in the maintenance of law and order.

## ARTISTIC PLANS OF DEVELOPMENT.

Parks are being develop for the future as well as for the present and it is felt that work should be carried out on comprehensive and carefully matured plans.

Arrangements have therefore been made for securing artistic plans of development, especially as regards townsites.

## SESSIONAL PAPER No. 25

## THE BANFF ZOO.

At present the branch maintains at Banff an attractive, though not very large, Zoo. While it now contains some animals that are not native it is felt that it should contain specimens of all Canadian animals and that eventually none others should be kept. It is also intended that as complete as possible a collection of native birds should be added to it. There is very little room for expansion where the present Zoo is located, but a new site on Tunnel mountain has been selected which will meet all requirements.

## PARKS LITERATURE.

At present there is a great lack of literature containing adequate information regarding the Parks. Not only should Parks literature contain the usual descriptive material but it should also contain information relating to the flora, the fauna, the geology and other features. Steps have been taken to secure such.

In this connection it may be added that it is intended to erect pointers and guide boards indicating, for the benefit of the tourist, the various points of interest or routes of special attraction.

## MOOSE MOUNTAIN PARK.

It is hoped to finally establish during the year the new Buffalo Park at Moose Mountain, near Arcola and Carlyle, Saskatchewan. Right of way for the fence was cleared and fireguard ploughed, but in view of the many arguments for an extension of the area or a change to a more suitable location, action regarding the construction of a fence was postponed.

## EXTENSION OF AREAS.

Reference was made last year to the desirability of an extension of the areas of existing parks. No final action has yet been taken in that connection. From the Parks' point of view this is a matter of the greatest importance. There are many extraordinary scenic attractions—for instance, Maligne lake—which are now outside Parks' boundaries. The sooner they are given the protection afforded by incorporation in the Parks system the more certain is their preservation from the fate of the sea-shore areas of Massachusetts and beauty spots of Scotland referred to in the beginning of this report.

## TOWNSITE LOTS.

A strict compliance with building conditions in regard to lots in Banff and other townsites in the Parks has been insisted upon. This policy was adopted because it was found that speculators were taking up all the desirable lots under agreement and simply holding them for speculation, to the disadvantage of the towns concerned and to the bona fide parties who were anxious to secure building sites. Failure to comply with building conditions is promptly followed by cancellation and the result has been that about sixty lots were thus made available for the public. I may add that it was decided to dispose of the right to lease these lots by public competition in order that all might have an equal opportunity to secure them.

## ALPINE CLUB.

The 1912 camp of the Canadian Alpine Club was held at Vermilion pass in Rocky Mountains Park. The camp was largely attended and was a great success in every respect. The club is doing most valuable work for the parks and for Canada.

Thanks to its efforts it appears mountaineering in Canada will ere long become a sport and recreation of the many.

Respectfully submitted,

J. B. HARKIN,  
*Commissioner.*

4 GEORGE V., A. 1914

## SUMMARY REGARDING DOMINION PARKS AND CHIEF OFFICERS IN CHARGE.

In October, 1912, Mr. P. C. Barnard-Hervey, of Calgary, was appointed Chief Superintendent of Dominion Parks, with headquarters at Edmonton, succeeding Mr. Howard Douglas.

Rocky Mountains Parks, province of Alberta (area, 1,800 square miles); Superintendent, A. B. Macdonald. Mr. Macdonald's services terminated on March 31, 1913, and he was succeeded by Mr. S. J. Clarke, of Calgary.

Yoho and Glacier Parks, British Columbia (areas, 560 square miles and 468 square miles respectively); Superintendent, George Hunter. Mr. Hunter was transferred to the office at Banff and subsequently resigned. He was succeeded as Superintendent of Yoho and Glacier Parks by Mr. F. E. Maunder, of Field, B.C.

Jasper Park, Alberta (area, 1,000 square miles). Mr. Byron E. Burton, of Edmonton, was Superintendent of this park during the summer season and was succeeded by Lieutenant Colonel S. M. Rogers, of Ottawa.

Elk Island Park, Alberta (area, 16 square miles), Superintendent, Archibald Coxford.

Buffalo Park, Wainwright, Alberta (area, 162 square miles); Edward Ellis, Superintendent, succeeded during the year by W. E. D. McTaggart, Wainwright, Alberta.

Waterton Lake Park, Alberta (area, 13.50 square miles), Forest Ranger, in charge, John George Brown.

Moose Mountain Buffalo Park (area, 28 square miles); Superintendent, Lowry Hanna, Arcola, Saskatchewan.

The St. Lawrence Islands Park consists of eleven islands and one reservation on the mainland with a combined area of about 140 acres.

## No. 1.

## REPORT OF THE CHIEF SUPERINTENDENT OF DOMINION PARKS.

EDMONTON, ALBERTA, April 1, 1913.

J. B. HARKIN, Esq.,  
Commissioner of Dominion Parks,  
Ottawa, Ont.

SIR,—I have the honour to submit herewith the fifth annual report of the Chief Superintendent of Dominion Parks for the fiscal year ending March 31, 1913.

It affords me great pleasure to inform you that on taking over the duties of my predecessor, Mr. Howard Douglas, on October 20, 1912, I visited the various parks placed under my jurisdiction where development work was in progress.

The parks visited were:—

1. The Rocky Mountains Park,
2. The Yoho Park and Glacier Park,
3. The Buffalo Park,
4. The Elk Island Park,
5. The Jasper Park.

## SESSIONAL PAPER No. 25

The reports from the various superintendents are appended hereto. I have arranged them for convenience of reference as has been done in previous years, as follows:—

1. Report of Chief Superintendent of Dominion Parks.
2. Report of Superintendent of Rocky Mountains Park.
  - 2a. Report of Curator of Banff Museum.
  - 2b. Analysis of Nationalities of Visitors to the hotels.
  - 2c. Report of the Alpine Club.
3. Report of the Superintendent of Yoho and Glacier Parks.
4. Report of the Superintendent of Buffalo Park.
5. Report of the Superintendent of Elk Island Park.
6. Report of the Forest Ranger of Waterton Lake Park.

As Jasper Park was virtually without a superintendent for the greater part of the year, details of the work done will be included in my report under the heading of Jasper Park.

As in previous years the increasing popularity of our National Parks is proved by the annual increase of visitors to the various parks.

Their Royal Highnesses the Duke and Duchess of Connaught and the Princess Patricia, paid a visit to the Rocky Mountains Park during their tour through the Dominion; they remained a week and expressed themselves delighted with the reception accorded them and were loud in their praises of the wonderful beauties of Banff.

The number of visitors to Rocky Mountains Park for the year ending March, 1912, was 73,725; those for the year just closed, 75,882, an increase of 2,157. In addition to this there were thousands who were unable to find accommodation and had to continue their journey, much to their regret. Many additions are being made to the various hotels which will no doubt considerably help to relieve the congestion during the rush period, May to September. My report must necessarily be condensed, as it was practically the end of the working season, November, when I took over the duties of my predecessor. The reports submitted by the various superintendents fully cover the ground.

The principal work under progress was the placing of the foundations for the new bath-house at the site of the Cave and Basin. Considerably difficulty was encountered in the foundation work owing to the unusual formation of the subsoil which consisted of a honey-combed sulphur formation. This necessitated piling to safely carry the reinforced concrete foundations and superstructure. The building, when completed, will without doubt be the most up-to-date bathing institution of its kind on the continent and will add considerably to the revenue of the Parks.

Considerable trouble was experienced with the sewer and waterworks system, but I trust there will be no re-occurrence of these conditions, as steps are being taken to remedy all defects and thoroughly overhaul the whole system.

The Castle-Vermilion road has been partially completed for a distance of some nine miles. A steel bridge of two ninety-foot spans was built across the Bow river at Castle. Considerable work remains to be completed before this road will be available for motor traffic. It is proposed to complete this link of the Banff and Windermere road during the coming season.

A number of new roads have been constructed in Banff townsite, yet there still remains considerable work to be done to make it what it should be, 'the most perfect playground for future generations.'

The Calgary to Banff coach road would have been well patronized but for the unusually wet season which rendered impassable a few portions of the present road which are too narrow for safety. It is the intention to have this road placed in first-class condition for the coming season's traffic.

4 GEORGE V., A. 1914

## YOHO AND GLACIER PARKS.

As the winter has set in and the snow was very deep, I was unable to personally inspect any of the work undertaken during the past season, but the report of the superintendent fully goes into all details. For the coming season a considerable amount of work has been planned to improve existing roads and trails.

That portion of the townsite of Field owned by this department should be provided with a sewerage and waterworks system; at present the water supply of some of the inhabitants is procured by tapping springs whilst others derive their supply from the Canadian Pacific Railway water mains. There is no sewerage system whatever.

As the Kicking Horse river is continually changing its course, considerable river protection work will be necessary to prevent the washing away of the athletic ground and several portions of the Yoho road.

## BUFFALO PARK.

The report of the Superintendent of Buffalo Park deals in detail with the season's farming operations, which were a decided improvement in the right direction. Where it is at all possible to cultivate land in our parks, a sufficient area should be placed under cultivation to supply the necessary feed for all the animals within the enclosure. The season being so wet the grain did not ripen, but it was cut and used for feed, which answered admirably.

It will be necessary to thoroughly drain the hay meadows to ensure a plentiful supply of hay for the increasing buffalo herd. The work must be undertaken this year.

There is no accommodation for the men employed at winter quarters and it will be necessary to erect a suitable building and also additional stabling.

The loading and handling corral situated on the edge of a swamp will necessarily have to be removed to a higher location. This will be done when this large park is subdivided into a number of pastures for the better care and supervision of the buffalo, wapiti, moose and deer contained therein.

As the park is at present laid out it is impossible to pay attention to the proper care and breeding which are so necessary in producing the very highest standard of excellence.

Considerable difficulty and danger were encountered in securing the exact number of buffalo in the herd. After several months of painstaking work the exact number of males, females and young stock was ascertained to be: Bulls over seven years and aged, 243; cows, 187; yearlings and calves, 787. The loss was very small indeed. The sex of the younger stock will be ascertained at a later date.

The number of visitors passing into the park to view the largest buffalo herd in the world is on the increase. The Grand Trunk Pacific Railway Company will soon be operating a double service and I have every expectation of seeing this year's figures more than doubled.

It may be interesting to give an account of a little incident which occurred on the 18th November last, whilst driving with Mr. McTaggart and a party of taxidermists through the park to secure the head and hide of a lame buffalo which had been given by the department to the museum at Calgary.

As we came across a herd of wapiti they scattered through the timber. We stopped to admire their grace and beauty and in the hope of securing a closer view I commenced calling them. At the end of a few minutes, we were rewarded by a portion of the herd returning in answer to the call. One beautiful doe about six years of age came slowly towards us until she reached the conveyance. We made overtures of friendship, all the while calling. She came within reach and one of our party, Mr. Chisholm, touched the point of her nose. She then advanced closer and



## SESSIONAL PAPER No. 25

it ended with my finally placing my arms round her neck, stroking her, while Mr. Chisholm, who occupied the rear seat with me, busied himself in securing a photograph of the animal's eye, a subject he had long wished to obtain.

All the animals in this park are in excellent condition with the exception of the antelope, which, I grieve to report, have decreased out of all proportion owing, no doubt, to the want of proper fodder for their maintenance. I have procured samples of all the weeds and grasses found on the antelope ranges south of the Red Deer and will compare them with the pasturage provided for those in captivity.

## ELK ISLAND PARK.

This park is a very picturesque spot for spending the week end; a number of visitors, some fourteen hundred and sixty-four, spent many days in seeing the buffalo, moose, wapiti and deer grazing amongst their natural surroundings. The moose and wapiti can be seen at times swimming from the mainland to the beautifully wooded islands with which the lake is studded. In spite of the very wet season the fact that such a very large number visited the park when there were practically no roads is a sure indication that as this park is better known it will be more widely patronized. As there are practically no roads within the park except one to the superintendent's house, it will be necessary to lay out a number of drives and paths in various directions and also to lay out a camping and picnic ground at one end of the lake for the accommodation of the many visitors. The underbrush and fallen timber will be cleared off the larger islands. Boating facilities should also be provided. When these matters are attended to, I have no doubt that Elk Island Park will become one of the summer lake resorts of northern Alberta. It is only some thirty miles north-east of the city of Edmonton, a pleasant run by motor.

The animals in the park are in excellent condition.

## WATERTON LAKE PARK.

This park will become the popular rendezvous of the people of southern Alberta. Practically no development work was done last year, but the present year will see many improvements and I sincerely hope steps will be taken to extend the boundaries so as to include a large portion of the Forest Reserve, which is lying dormant and adjacent to the United States Glacier National park, thus converting the whole forest and park area into a game and bird sanctuary.

## JASPER PARK.

This is destined to rank with the Rocky Mountains Park. The various scenic points are now within easy reach owing to the completion of the Grand Trunk Pacific through the park limits. Its possibilities are unlimited. There is a very good road through the length of the park, with many bridle paths taking one to the various scenic points.

The Canadian Northern railway has completed the greater portion of their road-bed, and when that line is finished, Jasper Park will be unique in having two trunk lines passing through the centre of it thus affording an excellent service to the tourist traffic.

The townsites within the park limits have been selected, the principal of which will be Fitzhugh. The townsite has been partially cleared and is awaiting the advent of the surveyors. The Grand Trunk Pacific propose erecting a magnificent hotel at Fitzhugh and one at Miette Hot Springs in the near future. The sites have been selected.

The Jasper Park collieries which are located at Pocahontas have completed their new tipples and are working a force of some two hundred and fifty men. They have

4 GEORGE V., A. 1914

also commenced to develop their coal seams on the north side of the Athabaska river to supply the Canadian Northern railway.

The Punch Bowl falls are but 3,500 feet from the Grand Trunk Pacific station of Pocahontas, and can be easily reached by a bridle path which takes one to the mouth of the canyon, to take the tourist opposite the falls to obtain the finest view. From here the trail will wind upwards to reach the tableland above the fold of the road from the mines to the townsite in the fold of the hills nestling near the base of majestic Roche Miette. The panoramic view is magnificent, taking in a wide stretch of snow capped peaks with the majestic Athabaska flowing onward to the Arctic regions.

*From Fitzhugh.*

A bridle path has been partially cut out to reach Pyramid lake which, with its consort, Bear lake, lies at the foot of a wonderful vari-coloured mountain from its shape called Pyramid mountain. A number of goats can be seen frolicking on its rocky shores. This is a beautiful location for the erection of a chalet. There are boating facilities obtainable in addition to the healthful exercises of climbing the lesser mountains lying to the south of Pyramid. A climb of some twenty minutes brings one to the summit from which a magnificent panorama is obtainable. Temporary administration buildings have been erected in order to carry on the preliminary work incident to the development of the park.

A ferry which was in operation during the construction of the Grand Trunk Pacific railway was taken over and operated by the department. It is now out of commission, having served its purpose. A new ferry will be built at a point above and opposite Fitzhugh to give access to the trail leading to Maligne lake, the praises of which have already been sung. Lieut.-Col. S. Maynard Rogers has been appointed superintendent of Jasper Park and is now installed there and has already commenced to carry out the various improvements planned. I am pleased to see the revenue shows a substantial increase in Rocky Mountains Park, Jasper and Yoho Parks for the past year.

In conclusion, I wish to thank Mr. A. B. Macdonald, late superintendent of Rocky Mountains Park, for the able and valuable assistance rendered me in becoming familiar with the work which was being done under his supervision. I have also to thank Mr. H. E. Sibbald, chief fire and game warden, for his untiring efforts in carrying out his many onerous duties.

I also wish to convey to the various superintendents and the men engaged under them, my heartiest thanks for the way in which they have one and all, from the highest to the lowest, carried out the work entrusted to them in a painstaking and economical manner.

I have the honour to be, sir,

Your obedient servant,

P. C. BARNARD HERVEY,

*Chief Superintendent Dominion Parks.*

## THE ROCKY MOUNTAIN PARK.

### GENERAL DESCRIPTION.

The Rocky Mountains Park is the oldest as well as the largest of the Dominion National Parks. It was established by Act of Parliament in 1887, two years after the last spike in the Canadian Pacific railway was driven at Craigellachie and the wonderful scenic area of the Canadian Rockies opened for the first time to the world. For centuries before, the beautiful Bow valley had lain behind its ramparts of rock,

## SESSIONAL PAPER No. 25

unknown and almost unvisited. Stray bands of Indians from the plains, it is true, had wandered thither from time to time in search of the game with which the mountains abounded and with some appreciation of their beauty called them the Shining mountains, but the early explorers had for the most part traversed the passes to the north.

Almost co-incident with the completion of the line was the discovery of the Hot Springs. Trappers who had penetrated the Bow valley in search of game brought back stories of remarkable hot sulphur springs in the neighbourhood of Banff which they had been told by the Indians had great power in curing diseases. It was found upon investigation that these springs had undoubtedly marked curative qualities and the Government decided to retain both the springs and the region surrounding them under its own control and, by creating a National Park, to provide a pleasure ground and health resort for the people of Canada for all time.

The Bill passed the House in the session of 1887 and the park was called the Rocky Mountains Park of Canada. It originally covered 26 by 10 miles and included the whole of the valley lying between the Bourgeau and Sulphur mountains. In 1902 this area was enlarged to about 5,000 square miles but was reduced under the Forest Reserves and Parks Act of 1911 to 1,800 square miles.

The park, as it stands at present, is in the form of an irregular isosceles triangle inclined to the northwest with its base at the foot of the Kananaskis range and having one side along the height of land. The Bow river takes its rise at Stephen at the ridge of the Divide and flows down through the centre of the park, dividing it roughly into two equal parts. To the northeast are the Sawback, Vermilion and Palliser ranges, to the east side the Kananaskis range and to the southwest the many snow-capped peaks crowded along the Divide. Banff and Laggan are the chief headquarters for the tourist. They differ widely in general character. At Banff one has the restful, quiet scenery of a lovely mountain valley through which the Bow river winds on its way down to the plains. Although there are no true snow-peaks, several of the mountains which stand guard over the valley, Rundle, Cascade, and Edith, rise to over 9,000 feet, their bare, rocky summits towering over the darkly green forests which cling to their sides. Just below Tunnell mountain the Bow leaps in a fall of about 25 feet and, joining the turbulent Spray, swerves around the base of Mount Rundle towards the Gap.

About two miles to the west of the townsite up the Bow river, lie the Vermilion lakes, so called from their ruddy colour. These little lakes, which are a favourite resort for canoeists, are noted for their beautiful reflections, with picturesque mount Edith and the Sawback outlined in their mirror-like surface.

There are over 100 miles of carriage roads now completed throughout the park, making a large number of places of interest accessible in an easy and delightful way. A favourite excursion which requires but little time is the Spiral Drive up Tunnell mountain. The view from the summit is one of the finest to be obtained in the district. Another delightful drive is to lake Minnewanka. This beautiful sheet of water, which some one has said looks like a transplanted bit of the Mediterranean, has for a background majestic mount Aylmer, 10,335 feet in height. In this neighbourhood are a number of places of interest, including Aylmer canyon, the Devil's canyon and Ghost river. About thirty miles to the south is mount Assiniboine, familiarly known as the 'Matterhorn of the Rockies' on account of its striking resemblance to the famous Swiss mountain.

In the immediate vicinity of Banff the Hot Springs are one of the chief attractions. The water in these pools is warm even in the depths of winter and it is a common sight to see visitors enjoying a comfortable swim when the surrounding rocks are covered with icicles. Other items of interest are the Government museum, which contains a collection of specimens of the native fauna and flora, the zoo, the animal paddock containing buffalo, moose, elk, mountain sheep and goat and many other animals.

4 GEORGE V., A. 1914

Laggan is the station for the Lake Louise district, reached by tramway or a three-mile drive through the forest. The scenery here is truly alpine, and the wildness and loneliness contrast sharply with the peaceful serenity of the Bow valley. Snow-capped peaks stand crowded thickly together, flanked by buttresses of jagged rock. Countless streams tumble down the mountain sides or leap in shining waterfalls hundreds of feet to the valleys below. High among the mountains lie numerous beautiful lakes, brilliant blue or emerald in colour, chief of which is the famous lake Louise. The fairy-like loveliness of this lake gives it a place among the masterpieces of nature. It has a unique beauty of setting with wild and lonely mountains shutting it in on three sides and snow-topped Victoria and Lefroy at its foot. In the brilliant blues and greens of its waters are reflected the white snows of Victoria glacier. To the right of lake Louise, reached by an easy trail from the Chalet, is a quaintly-shaped peak known as the Little Beehive and a little higher up mount St. Piran, both of which command fine views of the surrounding district and of the two little lakes in the clouds, lake Agnes and Mirror lake.

There are, perhaps, more points of interest to be reached from Laggan than from any other point in the mountains. One of the most delightful excursions is to Paradise valley, reached by a trail from the Chalet which crosses Saddle mountain, skirts mount Sheol and leads along the floor of the valley to little Mitre mountain, so-called from its resemblance to a bishop's hat. The eastern wall of the valley is formed by the gigantic cliffs of mount Temple which rise in steep precipices of from 4,000 to 5,000 feet in height. At their base, a sheer 5,000 feet from the overhanging summits, lies little lake Annette. The floor of the valley is carpeted with brilliant verdure through which run little shining streams which have come from the snow-peaks above and the sound of falling waters and the sight of meadows brilliant with flowers, complete a scene of idyllic beauty.

Parallel to Paradise valley lies Moraine lake and the valley of the Ten Peaks. Moraine lake has a grandeur of setting which, once seen, makes it unforgettable. The Ten Peaks, named for the ten numerals of the Stoney language, rise in a precipitous semi-circle from its shores. At the end of the lake lies a huge pile of glacial debris which gives its name to the lake. At the eastern end is a curiously-shaped peak, appropriately named the Tower of Babel, around which the trail leads to beautiful Consolation valley which lies at right angles to the valley of the Ten Peaks.

From Laggan, trails also lead to Pipestone river, to the Howse and Bow passes and, via Hector, to lovely Cataract valley, and lakes O'Hara and McArthur.

Among the charms of this region, and indeed of the whole park, the lover of nature will count the wild flowers. Strange as it may seem the flora of high mountain altitudes is the most beautiful and varied in the world, and in some of the Alpine meadows, lying almost at the snow line, one may find great gardens of fragrant blossoms massed together in such abundance that it is impossible to step without crushing them—flowers of every hue under heaven, violets, arnicas, adder's tongues, the delicate twin-flowers, lady's slippers, veronicas, which the Dutch call 'faithful and true,' the flaming devil's paint brush setting the hills on fire, the splendid red and gold columbine, and great masses of mountain heather, red, pink and white. It is impossible to describe the luxuriant profusion of these gardens which bloom above the clouds in the brief life of an Alpine summer.

## No. 2.

## REPORT OF THE SUPERINTENDENT OF THE ROCKY MOUNTAINS PARK.

BANFF, ALTA., March 31, 1913.

The Chief Superintendent of Dominion Parks,  
Edmonton, Alta.

SIR,—I have the honour to submit my third annual report as Superintendent of the Rocky Mountains Park for the fiscal year ending March 31, 1913.

With the increased appropriation which we were fortunate enough to obtain, the work of developing the park has advanced at a rapid rate in all directions.

## NEW BATH HOUSE AT THE CAVE AND BASIN.

Owing to an unavoidable delay caused by a modification of plans, and consequent change of architects, this work was not commenced until September 1. It proceeded uninterruptedly until the end of January, by which time the excavation and foundations were practically completed, together with the retaining wall of the pool.

The work was further delayed and rendered far more difficult, by the fact that, on the excavation reaching the proper depth, it was discovered that it would be necessary to support the entire building on piles. This was caused by an unusual formation of the subsoil which could not have been foreseen.

The pile-driving was satisfactorily completed and the concrete installed, but the season being far advanced, great care had to be exercised in protecting it from frost. This was successfully accomplished, and the work is now ready to receive the superstructure.

On completion, this magnificent bath-house, which promises to be the finest on the continent, will add greatly to the attractions of the park and should prove an important source of revenue.

In this connection I would respectfully recommend that, in the near future, improvements or rebuilding should be arranged for, in the bath-house at the upper Hot Springs. The buildings and appointments there are hopelessly out of date and inadequate, and are the cause of much adverse comment on the part of visitors.

## SEWER AND WATER SYSTEMS.

Both sewer and water systems have been kept in good repair and upwards of fifty new connections applied for and made.

The water has been frequently tested by the Public Analyst at Ottawa and found to be constantly at a high state of purity.

Considerable trouble occurred during the very severe weather experienced this winter, in the freezing of the water mains and connections, but these were promptly dealt with by the electrical thawing machine. These difficulties point to the fact that in some places the pipes have been laid above the frost line, and this should be remedied in the ensuing year.

## ROADS, TRAILS AND BRIDGES.

*Castle-Vermilion Road.*—A large amount of work was completed on this road which will eventually reach from Calgary to Vancouver via the Windermere road in British Columbia, and the Banff-Laggan and Banff-Calgary roads in the park.

Preliminary and location surveys were run and the most advantageous location selected for the road. The right of way was cleared for the total length of the road, i. e., 9.05 miles. Somewhat over 1½ miles of the road were graded to a width of 16 feet and the balance of the road to the Vermilion Summit was roughly graded to allow the passage of teams.

The bridges and culverts installed were of a permanent nature for an ultimate 16 feet width of road bed.

A steel bridge (two pony truss spans) was installed at Castle over the Bow river.

Throughout the length of the road all the heaviest work has been done and at the end of the season there was built at the Vermilion Summit a road which can readily and easily be completed to specifications. The greatest difficulties of building have been overcome and where the road bed is not completed the grading will greatly facilitate later work making camp sites accessible, and rendering easy the hauling of supplies.

On the Banff-Laggan road 1½ miles of heavy rock were practically completed near Sawback, thus extending this road 6½ miles from Banff.

In the Banff townsite, new roads totalling 1,000 feet by 40 feet wide have been constructed on Squirrel and Rabbit streets, and a new one about 300 feet long between Bear and Lynx streets.

Seven hundred and fifty feet of new road, 26 feet wide, and 498 feet, fifteen feet wide, have also been completed in Minnewanka townsite.

In addition to the above, a large quantity of necessary repair work was carried out, amounting in some cases to the practical remaking of the road. Included in this was the entire length of the road from Laggan station to lake Louise, and from Banff station to the Canadian Pacific Railway hotel.

Sufficient rock to metal the road from the station to the Bridge was quarried and carted to a convenient spot where the rock crusher can be installed so that early next summer this stretch may be rockmacked. This should be a great improvement.

This new rock crusher is turning out excellent work and the more important sidewalks have been remade with a finely crushed stone which is a great advance on the cinders previously used. I had some complaints of the dirtiness of the latter in dry weather, but next summer I hope to have them all replaced by the crushed rock walks. The total length of the sidewalks constructed was 4,500 feet, six feet wide.

TRAILS.

All the existing trails were cleared of fallen timber and repaired by the wardens while on their patrols.

A new trail was cut from Canmore to Whiteman's pass, a distance of 4 miles, at a cost of \$150.

The west end of Spray lake was connected with the Eau Claire wagon road by a new trail of 12 miles at a cost of \$300, and the Brewster Creek trail was extended to the head of Fatigue creek, a distance of 3 miles, at a cost of \$100. The latter trail opens up one of the most beautiful trips in the park from the summit of Simpson's pass over 20 miles of open country, at an elevation of between seven and eight thousand feet to the foot of mount Assiniboine.

TOTAL MILEAGE OF TRAILS IN PARK.

	Miles.
Spray to mount Assiniboine. . . . .	18
Banff to Spray lakes and Eau Claire wagon road. . . . .	42
Bow summit. . . . .	30
Banff to Fatigue creek. . . . .	19
Simpson to Pipestone trail. . . . .	6
Cascade (Sawback to Bankhead) . . . . .	28

## SESSIONAL PAPER No. 25

	Miles.
Mount Edith trail.. . . . .	11
Lake Minnewanka trail.. . . . .	14
Simpson pass to Simpson summit.. . . . .	14
Canmore to Whiteman's pass. . . . .	4
Tunnel Mountain trail.. . . . .	1½
Sulphur Mountain trail.. . . . .	3½

---

 191

## TELEPHONE SYSTEM.

Twenty-six new telephones were installed which is a satisfactory increase in proportion to the expansion of the town, and the service given appears to meet with general approval. I am still of the opinion expressed in my last report, that the wires of this system should be carried underground and thus do away with an eyesore and a danger to the beautiful trees on the townsite.

## LOTS AND BUILDINGS.

With the restricted area open for allotment, the number of applications for lots has necessarily been smaller, but we have accepted 115 of these during the year, in the Banff townsite. Until the newly surveyed portion is thrown open to the public, we have now no lots that are not taken up.

Building operations have again been active, a large number of residences have been erected, and the Banff Springs hotel, Lake Louise Chalet, and the King Edward hotels have all added large additions to the previously existing buildings.

The following table shows the lot applications, and gives an approximate value of improvements during this and the two preceding years:—

	1910-11	1911-12	1912-13
Lot applications, Banff. . . . .	50	170	115
" " Minnewanka. . . . .	13	8	22
" " Canmore. . . . .	46	37	22
Improvements—			
Banff. . . . .	\$212,000	\$640,000	\$750,000
Lake Louise . . . . .		425,000	200,000

## THE ZOO.

This has proved one of the most popular attractions to visitors. A considerable number of additions have been made during the year. Among these are included:

2 ring-tailed monkeys,	1 Reeves pheasant,
1 coyote,	1 Lady Amherst pheasant,
1 pair of pea-fowl,	1 pair golden pheasants,
1 " racoons,	1 pair swans,
1 " black neck,	1 polar bear,
1 " pheasants,	1 black bear.
1 " common pheasants.	

The polar bear was obtained by exchange for two of our moose; the black bear is a cub which was captured at Laggan when his mother was shot by one of the game wardens. The coyote was presented, and the remaining specimens were purchased.

With one or two exceptions, all the animals and birds under my care have done well this year. The few losses sustained being attributable to old age or from natural causes which it was not in my power to obviate.

4 GEORGE V., A. 1914

## ANIMAL PADDOCKS.

The buffalo are in excellent condition, and I have to report an increase of three, making a total of twenty-eight now in the herd.

The moose have also done well, though one bull was found dead from unexplained causes, probably old age. There was an increase of one calf.

Among other increases were three elk, two male deer, two Persian sheep and five Angora goats.

Though one of the Rocky Mountain sheep died, from what an autopsy showed to be pneumonia, three more fine specimens were captured in a trap corral made by the game wardens. There are two adult ewes and one ewe lamb which have rapidly become used to their new surroundings and are active and healthy.

One of the elk bucks which had become too old and was losing its teeth, though still a fine specimen, was killed and presented to the Victoria Memorial Museum at Ottawa.

A pair of Rocky Mountain goat kids were obtained at the same time as the polar bear in exchange for one Rocky Mountain ram. They are charming, playful little creatures and should be a great acquisition.

Six yak, originally presented to the Dominion Government by the Duke of Bedford, were presented by the former to this park. They were safely conveyed here from the Experimental Farm at Brandon and are now in a healthy and flourishing condition. Their quaint appearance causes them to be objects of much interest to visitors.

I would suggest that it would be an interesting experiment to attempt to cross one of our Buffalo bulls with one of these yak cows.

## FIRE AND GAME PROTECTION.

The system now in vogue has developed satisfactorily and shown excellent results. During the month of June, which was very dry and hot, twenty-one fires occurred. The most important one started immediately behind the new Cottage hotel at Laggan and was probably caused by a workman throwing down a lighted match or cigarette end. The brush being very dry and a great deal having been left on the ground from clearings it was found to be impossible to get control of this fire until the wind and sun went down. An area of between 200 and 300 acres was burnt, but fortunately in such a situation that it cannot be seen from the hotel or from the carriage road. In fighting this fire, we had the assistance of over 400 men from the construction works of the Banff and Laggan hotels, who worked during the whole afternoon and all night.

Of the other fires, fifteen were started along the Canadian Pacific railway right of way and, with the exception of two, were extinguished before much damage was done. These were all attributed to sparks from engines and the Canadian Pacific Railway Company have now taken the work of patrolling their lines to watch for fires. This will relieve our men of considerable work.

Four fires got beyond control of the Calgary Power Company while they were engaged in clearing at lake Minnewanka, one burning ten acres and the others about one acre.

Considering the very large amount of ground to be covered, the preservation of the game was carried on most successfully, as is evidenced by the increasing numbers and fearlessness of all wild life in the park.

Large numbers of sheep and goats may now be seen at any time grazing close to the roads. Partridges are plentiful and it was a common sight this winter to see deer wandering through the outlying streets of Banff.

A great many coyotes were killed by the wardens and, apart from the Bow valley where they seem to congregate along the right of way and around the towns, they are practically extinct.



## SESSIONAL PAPER No. 25

With the exception of one case, in which the guilty party was convicted and fined, there has been very little poaching, but in three instances guns were confiscated when their owners were found carrying them unsealed.

## BANFF AS A WINTER RESORT.

The development of Banff as a winter resort should now receive the earnest attention of the department. The Canadian Pacific Railway Company have announced their intention of keeping their hotel open the whole year round in future, and I am informed will co-operate with the Government in this direction.

The facilities for winter sports, such as skating, snow-shoeing, curling, ski-ing and tobogganing are equal, if not superior, to those at such places as St. Moritz and Davos Platz, and there seems to be no reason why the number of our visitors during the winter should not approach the summer record.

There is a magnificent site for a bob-sleigh run, starting from the Hot Springs, and I would strongly recommend that this should be constructed this autumn. This would be a source of revenue.

There is already a Winter Sports Club and a Curling Club in town, and these should be assisted by the Government. The erection of a large covered rink (from which a fair revenue would be obtained) would be the best form that this assistance would take.

## VISIT OF HIS ROYAL HIGHNESS THE DUKE OF CONNAUGHT.

The park was honoured by a visit of their Royal Highnesses the Duke and Duchess of Connaught and Princess Patricia, during their tour through the Dominion in September. The Royal party's arrangements being suddenly altered only 24 hours' notice of their arrival was received; nevertheless, the town of Banff was prettily decorated and illuminated in that time. On leaving, Their Royal Highnesses signified that they had derived great pleasure from their stay which extended over a week.

In conclusion, I wish to express my appreciation of the loyalty and enthusiasm which all the members of my staff have displayed in their work, and of the ready help and guidance afforded me by yourself and the Commissioner.

I would also mention that the officers and men of the Royal Northwest Mounted Police have supported my efforts to maintain law and order within my jurisdiction.

I have the honour to be, Sir,

Your obedient servant,

A. B. MACDONALD,

*Superintendent of Rocky Mountains Park.*

## No. 2a.

## REPORT OF THE CURATOR OF THE GOVERNMENT MUSEUM, BANFF, ALTA.

BANFF, ALTA., April 1, 1913.

The Superintendent of Rocky Mountains Park,  
Banff, Alta.

SIR,—I have the honour to submit herewith my eighth annual report of the Rocky Mountains Park Museum for the year ending March 31, 1913.

The number of visitors shows an increase over the previous year. Many did not register.

4 GEORGE V., A. 1914

During the summer of 1912 I spent some time collecting specimens, making additions to the birds and mammals. I also attended to visitors at the museum.

The following additions were made to the exhibits during 1912:—

A remarkable concretion discovered and brought in over rough ground by W. Pevto, game guardian. It weighs 233 pounds, and is almost symmetrically round, with well marked rings or grooves encircling it.

An exhibit of grains and grasses artistically arranged was received from the Immigration Branch at Winnipeg.

I kept up my fortnightly visits in connection with the Meteorological Station on Sulphur mountain, both summer and winter, taking the opportunity on these trips during the summer of collecting insects, etc.

During the past winter, I arranged some material for the museum and did considerable work on making up a return of the rain and snowfall and other data for Banff, during the past twenty years or so.

I would like to again call your attention to the fact that the number of visitors to the museum and the interest they take in the exhibits is steadily increasing, so that I think something more ought to be done (outside of the Curator collecting) in getting together a more representative collection, or in expending more money on the museum work than heretofore.

I have the honour to be, sir,

Your obedient servant,

N. B. SANSON,

*Curator, Rocky Mountains Park Museum.*

NUMBER of visitors registered at the Government Museum, Banff, Alta., from April 1, 1912, to March 31, 1913.

Canada .. . . .	9,463	France .. . . .	23
Newfoundland .. . . .	3	China .. . . .	10
Alaska .. . . .	2	Japan .. . . .	7
United States .. . . .	3,471	Italy .. . . .	8
Buenos Ayres .. . . .	2	Silicia .. . . .	5
Rio Janeiro (Argentine Republic) .. . . .	4	Galicia .. . . .	1
Phillipine Islands .. . . .	1	Russia .. . . .	4
Hawaiian Islands .. . . .	11	Finland .. . . .	8
Mexico .. . . .	3	Hungary .. . . .	2
England .. . . .	640	Persia .. . . .	1
Scotland .. . . .	191	Joppa .. . . .	2
Ireland .. . . .	64	Botavia .. . . .	1
Wales .. . . .	12	Egypt .. . . .	3
Isle of Man .. . . .	1	Norway .. . . .	6
Australia .. . . .	80	Sweden .. . . .	8
New Zealand .. . . .	49	Denmark .. . . .	6
South Africa .. . . .	18	Bulgaria .. . . .	2
Africa (Bulawayo) .. . . .	3	Servia .. . . .	1
India .. . . .	7	South Pacific Islands .. . . .	1
Bermuda .. . . .	3	Switzerland .. . . .	6
Jamaica .. . . .	1	Austria .. . . .	5
Ceylon .. . . .	2	Budapest .. . . .	1
Fiji .. . . .	1		
Straits Settlements .. . . .	1		14,189
Germany .. . . .	34	Not registered .. . . .	1,000
Holland .. . . .	4		
Belgium .. . . .	3	Total .. . . .	15,189

## SESSIONAL PAPER No. 25

## METEOROLOGICAL TABLES.

MAXIMUM and Minimum temperatures and the general state of the weather between April 1, 1912, and March 31, 1913.

Date.	THERMOMETER READINGS.		Weather, etc.
	Maximum for day.	Minimum for day.	
1912			
April 1....	48.7	35.4	Cloudy, fine day.
" 2....	55.6	40.0	Fair, squally, very fine day and night.
" 3....	47.2	36.2	Cloudy, light rain, fine day.
" 4....	42.3	29.4	Cloudy, snow.
" 5....	36.0	25.2	Fair, light snow.
" 6....	45.1	17.0	Cloudy, gale, fine sunrise, Juncos.
" 7....	46.3	30.9	Cloudy, fine day.
" 8....	55.5	28.7	Fair, very fine day, ground bees.
" 9....	56.1	28.3	Fair, very fine day.
" 10....	59.1	27.9	Fair, very fine day, geese flying NW.
" 11....	34.3	32.2	Cloudy, rain and snow.
" 12....	40.8	30.8	Cloudy.
" 13....	44.4	30.9	Cloudy, snow flurries, ducks flying NW.
" 14....	52.9	27.2	Fair, very fine day.
" 15....	48.7	27.2	Cloudy.
" 16....	39.7	29.5	Cloudy, frogs piping, grouse drumming.
" 17....	46.1	25.2	Cloudy.
" 18....	49.2	29.0	Cloudy, light rain.
" 19....	49.2	27.0	Fair.
" 20....	48.0	23.5	Cloudy, fine day, snow flurries.
" 21....	53.3	24.8	Fair, fine day.
" 22....	51.0	22.0	Fair.
" 23....	49.2	32.0	Fair, cloudy, snow flurries, Vireo.
" 24....	50.6	32.0	Fair, fine day, mountain bluebirds.
" 25....	52.6	28.0	Fair, snow flurries, hail.
" 26....	49.2	28.5	Cloudy, light snow.
" 27....	51.2	28.5	Fair, hail.
" 28....	49.6	29.8	Cloudy.
" 29....	51.9	29.0	Cloudy, light rain.
" 30....	38.8	33.5	Cloudy, rain and snow
May 1....	41.0	31.8	Cloudy, light snow.
" 2....	46.0	30.0	Cloudy, snow.
" 3....	51.4	29.2	Fair, light rain and snow; horned grebe, mountain gopher out.
" 4....	52.4	26.2	Fair, fine day.
" 5....	56.0	27.0	Fair, ruby-crowned kinglet.
" 6....	62.1	31.3	Fair, perfect day; kingfisher, moths.
" 7....	67.2	32.3	Fair, perfect day; blueberry in flower.
" 8....	67.5	45.8	Fair, very fine day, strong wind.
" 9....	52.4	33.8	Fair, rain and snow, thnnder.
" 10....	56.2	26.6	Fair, very fine day.
" 11....	61.2	24.4	Fair, perfect day; white-crowned sparrows, buffalo berry in flower.
" 12....	68.2	26.2	Fair, perfect day.
" 13....	74.5	28.9	Fair, perfect day, calypso borealis in flower, large black ants.
" 14....	76.9	31.9	Fair, perfect day, rivers muddy.
" 15....	74.1	31.4	Fair, perfect day.
" 16....	66.1	46.4	Fair, evening a gale, very fine day, light rain.
" 17....	61.2	36.8	Fair, strong wind, fine day.
" 18....	56.3	35.6	Cloudy, fine day.
" 19....	48.7	36.2	Cloudy, rain.
" 20....	45.6	38.7	Cloudy, Audubon's warbler.
" 21....	58.0	34.2	Cloudy, fine day, rain at night.
" 22....	48.3	40.0	Cloudy, rain.
" 23....	58.7	36.9	Cloudy.
" 24....	63.2	40.5	Fair, very fine day.
" 25....	67.7	31.9	Fair, very fine day.
" 26....	63.4	42.2	Cloudy, rain.
" 27....	60.1	46.7	Cloudy, very fine day.
" 28....	55.9	38.3	Fair, gale evening, rain.
" 29....	57.3	33.4	Cloudy, rain.
" 30....	55.4	30.1	Fair.
" 31....	56.8	29.6	Fair.

4 GEORGE V., A. 1914

MAXIMUM and Minimum temperatures and the general state of the weather between  
April 1, 1912, and March 31, 1913.—Continued.

Date.	THERMOMETER READINGS.		Weather, &c.
	Maximum for day.	Minimum for day.	
1912.			
June 1	56.7	32.0	Fair, fine day.
" 2	52.1	39.7	Fair.
" 3	54.7	32.8	Fair.
" 4	55.9	33.3	Fair, rain and snow.
" 5	58.4	33.2	Fair, fine day.
" 6	68.2	27.4	Fair, perfect day.
" 7	78.0	30.2	Fair, perfect day; many plants in flower, swallows.
" 8	78.2	36.8	Fair.
" 9	72.0	43.9	Fair, very fine day; smoke.
" 10	73.4	31.8	Fair, very fine day; smoke.
" 11	77.5	39.8	Fair, perfect day.
" 12	78.3	45.7	Fair, thunder in afternoon.
" 13	62.1	48.3	Cloudy, rain.
" 14	63.5	39.4	Cloudy, rain.
" 15	48.7	37.3	Cloudy, heavy rain, thunder.
" 16	66.3	44.3	Fair, fine day, rain.
" 17	74.0	39.0	Fair, very fine day, thunder.
" 18	80.3	40.2	Fair, perfect day.
" 19	81.4	42.2	Fair, perfect day.
" 20	83.4	44.7	Fair, perfect day.
" 21	84.5	44.2	Fair, rain, thunder, fine day.
" 22	84.1	47.6	Fair, very fine day, thunder and light rain.
" 23	84.7	50.8	Fair, perfect day.
" 24	85.7	52.3	Fair, very fine day.
" 25	84.2	49.6	Fair, fine day, rain.
" 26	83.1	46.4	Fair, very fine day, rain.
" 27	73.4	47.5	Cloudy, thunder, rain.
" 28	62.4	44.0	Cloudy.
" 29	60.3	34.8	Cloudy, rain.
" 30	51.0	44.2	Cloudy, rain.
July 1	58.5	43.2	Cloudy.
" 2	47.6	41.5	Cloudy, rain.
" 3	61.4	37.9	Cloudy.
" 4	69.2	42.0	Cloudy, light rain.
" 5	58.1	45.6	Cloudy, rain.
" 6	57.0	42.3	Cloudy, rain.
" 7	54.1	45.2	Cloudy, rain.
" 8	58.3	40.3	Cloudy, rain.
" 9	63.7	43.8	Cloudy, rain.
" 10	63.3	42.2	Cloudy, fine day, rain.
" 11	61.6	45.7	Cloudy, rain.
" 12	64.3	40.3	Cloudy.
" 13	46.5	40.2	Cloudy, rain.
" 14	59.9	33.8	Cloudy, fine day.
" 15	69.7	44.2	Fair, fine day.
" 16	59.0	43.9	Cloudy, rain.
" 17	63.5	43.2	Fair, very fine day.
" 18	74.4	35.3	Fair, perfect day.
" 19	73.3	40.8	Fair, very fine day, thunder.
" 20	60.4	47.9	Cloudy, fine day, rain.
" 21	71.6	41.3	Fair, very fine day, thunder and lightning.
" 22	65.0	44.0	Cloudy, thunderstorm.
" 23	60.3	44.6	Cloudy, rain.
" 24	48.9	45.4	Cloudy, rain.
" 25	66.3	38.2	Fair, fine day.
" 26	66.1	36.9	Cloudy, rain.
" 27	64.4	37.0	Fair, very fine day.
" 28	72.4	38.6	Fair, perfect day.
" 29	77.5	38.2	Fair, perfect day.
" 30	82.9	39.3	Fair, perfect day.
" 31	76.0	44.3	Fair, thunderstorm.

## SESSIONAL PAPER No. 25

MAXIMUM and Minimum temperatures and the general state of the weather between April 1, 1912, and March 31, 1913.—Continued.

Date.	THERMOMETER READINGS.		Weather, &c.
	Maximum for day.	Minimum for day.	
1912.			
Aug. 1....	75 0	46 9	Cloudy, rain.
" 2....	68 2	45 0	Fair.
" 3....	69 9	46 5	Cloudy.
" 4....	67 7	52 0	Fair, fine day.
" 5....	56 3	40 5	Cloudy, rain.
" 6....	58 5	34 0	Cloudy.
" 7....	67 5	44 0	Fair; very fine day.
" 8....	76 1	39 9	Fair, very fine day.
" 9....	74 4	45 6	Fair, very fine day.
" 10....	65 2	49 4	Cloudy, fine day and very light rain.
" 11....	56 1	44 8	Cloudy, rain.
" 12....	61 4	41 7	Fair, very fine day.
" 13....	65 5	32 0	Fair, very fine day.
" 14....	73 1	34 2	Fair, perfect day.
" 15....	71 4	37 9	Fair, rain thunder and lightning.
" 16....	49 1	42 3	Cloudy, rain.
" 17....	48 0	35 1	Cloudy, rain, thunder.
" 18....	63 2	36 7	Fair, fine day.
" 19....	68 6	36 3	Fair, very fine day.
" 20....	73 4	39 5	Fair, very fine day.
" 21....	76 3	46 5	Fair, very fine day.
" 22....	79 1	46 2	Fair, very fine day.
" 23....	73 8	52 2	Fair, fine day.
" 24....	62 4	47 9	Cloudy, rain.
" 25....	53 3	40 8	Fair, fine day, rain.
" 26....	59 1	42 0	Cloudy, fine day.
" 27....	62 0	43 3	Cloudy, rain.
" 28....	52 0	39 3	Cloudy, fine day, rain.
" 29....	48 9	33 0	Cloudy, fine day, rain.
" 30....	49 9	35 5	Cloudy.
" 31....	50 1	38 2	Cloudy, rain.
Sept. 1....	48 9	35 2	Cloudy, rain.
" 2....	45 0	32 0	Cloudy, light rain.
" 3....	46 0	34 8	Cloudy, rain.
" 4....	53 3	28 0	Fair, fine day.
" 5....	45 2	37 5	Cloudy, rain.
" 6....	55 9	33 8	Fair, fine day.
" 7....	59 9	41 0	Fair, fine day.
" 8....	54 3	41 9	Cloudy, rain.
" 9....	58 8	32 3	Fair, very fine day.
" 10....	68 5	30 9	Fair, perfect day, leaves on trees turning.
" 11....	73 1	33 3	Fair, perfect day.
" 12....	65 2	37 8	Fair, fine day.
" 13....	52 9	35 4	Cloudy, light, rain.
" 14....	55 6	24 8	Fair, perfect day.
" 15....	63 3	24 8	Fair, perfect day.
" 16....	67 8	30 1	Fair, perfect day.
" 17....	64 2	32 9	Fair, perfect day.
" 18....	56 1	40 7	Cloudy, rain.
" 19....	49 9	30 8	Cloudy.
" 20....	58 3	26 9	Fair, perfect day.
" 21....	65 4	28 3	Fair.
" 22....	38 0	32 2	Cloudy, rain and snow.
" 23....	36 8	28 8	Cloudy, light rain and snow.
" 24....	43 4	25 8	Cloudy.
" 25....	40 0	32 9	Cloudy, rain and snow.
" 26....	46 9	30 0	Cloudy.
" 27....	47 0	30 9	Cloudy.
" 28....	56 3	23 4	Fair, perfect day.
" 29....	64 8	27 8	Fair, perfect day.
" 30....	58 8	33 8	Cloudy, fine day.

4 GEORGE V., A. 1914

MAXIMUM and Minimum temperatures and the general state of the weather between April 1, 1912, and March 31, 1913.—Continued.

Date.	THERMOMETER READINGS.		Weather, &c.
	Maximum per day.	Minimum per day.	
1912.			
Oct. 1	55.1	38.8	Cloudy, rain.
" 2	55.3	41.7	Fair, very fine day.
" 3	52.1	43.8	Cloudy, rain, strong wind early morning.
" 4	40.3	31.2	Cloudy, rain and snow.
" 5	39.1	29.3	Cloudy.
" 6	49.4	20.4	Fair, perfect day.
" 7	50.9	29.6	Fair.
" 8	37.0	32.2	Cloudy, rain and snow.
" 9	41.9	25.8	Fair, very fine day.
" 10	46.0	33.7	Cloudy, strong wind evening.
" 11	48.0	28.2	Fair, very fine day.
" 12	52.3	25.8	Fair, perfect day.
" 13	55.3	33.2	Fair, perfect day.
" 14	58.0	27.3	Fair, very fine day.
" 15	56.8	31.2	Fair, very fine day.
" 16	44.8	39.6	Cloudy, rain.
" 17	40.0	33.8	Cloudy, thunder and lightning, light rain and snow.
" 18	39.0	30.5	Cloudy, fine day.
" 19	34.7	26.2	Cloudy, snow.
" 20	34.8	20.2	Fair, light snow.
" 21	33.0	15.8	Fair, fine day.
" 22	37.2	27.0	Cloudy.
" 23	35.3	24.8	Fair, fine day, snow.
" 24	36.6	26.0	Fair.
" 25	42.0	24.8	Cloudy.
" 26	39.8	29.8	Fair, snow.
" 27	38.2	18.9	Fair, perfect day.
" 28	35.3	25.3	Cloudy, snow, good sleighing on Hot Springs road.
" 29	31.1	8.2	Fair, fine day.
" 30	34.8	4.9	Fair, perfect day.
" 31	37.8	7.2	Fair.
Nov. 1	33.6	20.9	Cloudy, strong wind.
" 2	38.2	17.3	Fair, fine day.
" 3	38.2	26.7	Cloudy.
" 4	36.0	19.3	Fair, fine day.
" 5	38.9	24.0	Fair, fine day.
" 6	37.4	24.3	Fair.
" 7	36.0	26.8	Fair, fine day.
" 8	31.2	24.9	Cloudy, rain and snow.
" 9	34.1	26.5	Cloudy, first sleighing, but indifferent.
" 10	34.0	19.2	Cloudy, good sleighing, snow.
" 11	36.9	25.7	Cloudy.
" 12	38.0	28.2	Fair, fine day, chinooking.
" 13	47.8	30.2	Cloudy, light rain and snow, strong wind, sleighing indifferent.
" 14	32.2	25.2	Fair, perfect day.
" 15	26.7	4.7	Fair, perfect day.
" 16	28.0	15.0	Fair, gale.
" 17	43.0	25.0	Fair, gale.
" 18	45.0	36.2	Cloudy, gale morning, no sleighing.
" 19	38.2	33.0	Cloudy, rain.
" 20	34.1	27.0	Cloudy.
" 21	37.7	28.7	Cloudy, light snow.
" 22	40.4	29.2	Cloudy.
" 23	44.7	32.6	Cloudy, evening, gale.
" 24	32.2	22.8	Fair, snow, sleighing, but indifferent.
" 25	25.2	5.1	Fair.
" 26	21.9	- 3.7	Fair.
" 27	33.0	14.4	Cloudy, strong wind.
" 28	28.0	12.7	Fair, fine day.
" 29	24.3	14.2	Fair.
" 30	27.0	12.8	Fair.

## SESSIONAL PAPER No. 25

MAXIMUM and Minimum temperatures and the general state of the weather between April 1, 1912, and March 31, 1913.—*Continued.*

Date.	THERMOMETER READINGS.		Weather, &c.
	Maximum for day.	Minimum for day.	
1912.			
Dec. 1....	23·0	2·2	Fair.
" 2....	30·3	20·1	Cloudy.
" 3....	27·7	23·9	Cloudy, light snow.
" 4....	22·1	13·0	Fair, fine day.
" 5....	27·2	8·2	Fair, very fine day.
" 6....	34·2	19·9	Fair, very fine sunset.
" 7....	32·2	23·4	Fair, fine day.
" 8....	27·3	17·8	Fair, gale.
" 9....	30·0	17·0	Fair, no sleighing.
" 10....	12·2	- 4·0	Fair, fine day.
" 11....	20·0	0·2	Fair, gale by evening.
" 12....	26·8	17·3	Fair, very fine day.
" 13....	33·8	18·0	Fair, very fine mild day.
" 14....	30·7	25·5	Fair, light snow, very fine day.
" 15....	13·8	- 1·2	Cloudy.
" 16....	25·5	5·0	Fair, fine day.
" 17....	27·0	11·5	Fair, fine day.
" 18....	31·9	20·3	Cloudy, light snow, strong wind.
" 19....	24·9	20·0	Fair, fine day.
" 20....	21·5	14·0	Fair.
" 21....	23·0	0·0	Fair.
" 22....	27·8	18·8	Fair, very fine day.
" 23....	32·7	20·2	Cloudy.
" 24....	25·6	15·0	Fair.
" 25....	23·2	- 0·5	Cloudy.
" 26....	37·1	22·0	Cloudy, gale evening.
" 27....	29·9	25·2	Cloudy, snow, sleighing, but indifferent.
" 28....	23·2	16·9	Cloudy.
" 29....	23·4	20·3	Cloudy, snow flurries.
" 30....	27·0	17·2	Cloudy.
" 31....	29·6	23·9	Cloudy, snow.
1913.			
Jan. 1....	15·0	8·8	Fair, strong wind evening.
" 2....	29·2	13·2	Cloudy, snow.
" 3....	20·8	11·0	Cloudy, snow, good sleighing, 7 to 16 inches on ground.
" 4....	5·2	-10·5	Fair, ice on Bow about 18 inches.
" 5....	- 3·0	-31·4	Fair, lake Minnewanka frozen over.
" 6....	2·2	-18·1	Fair, strong wind.
" 7....	12·1	- 1·9	Fair; gale, snow drifting.
" 8....	21·3	6·2	Fair.
" 9....	- 6·0	-15·1	Fair.
" 10....	- 3·6	-15·2	Fair, light snow.
" 11....	- 9·1	-33·4	Fair, ice on Bow about 20 inches.
" 12....	- 6·0	-31·2	Fair.
" 13....	10·0	-11·2	Cloudy, light snow, strong wind, snow drifting.
" 14....	22·2	5·3	Fair, snow flurries, fine day
" 15....	11·0	-15·1	Cloudy, snow, strong wind evening.
" 16....	- 6·0	-18·8	Fair, snow.
" 17....	17·2	-20·4	Cloudy, light snow, fine day.
" 18....	-10·5	-21·1	Fair, ice on Bow about 23 inches, average 11 inches snow on ground.
" 19....	- 8·8	-33·4	Fair, very cold.
" 20....	12·0	-16·5	Cloudy, snow flurries.
" 21....	16·6	7·2	Fair, very fine day, ice on Bow 27½ inches.
" 22....	21·4	- 8·2	Fair, very fine day.
" 23....	25·1	16·3	Cloudy, very fine day.
" 24....	32·1	19·2	Cloudy, fine day, strong wind.
" 25....	37·0	27·9	Cloudy, fine day.
" 26....	35·3	23·9	Fair, very fine day.
" 27....	40·1	30·1	Cloudy, very fine mild day.
" 28....	40·8	31·1	Fair, fine day, gale.
" 29....	40·2	23·2	Fair, fine day, snow.
" 30....	27·1	6·9	Fair, very fine day.
" 31....	34·3	19·5	Fair, very fine day.

4 GEORGE V., A. 1914

MAXIMUM and Minimum temperatures and the general state of the weather between April 1, 1912, and March 31, 1913.—*Continued.*

Date.	THERMOMETER READINGS.		Weather, &c.
	Maximum for day.	Minimum for day.	
1913.			
Feb. 1....	28.9	14.4	Fair, fine day.
" 2....	24.2	13.5	Cloudy, snow flurries.
" 3....	- 1.0	- 9.1	Fair.
" 4....	- 3.0	-34.0	Fair, calm, clear.
" 5....	8.9	-23.3	Fair, clear.
" 6....	9.3	-26.7	Fair, clear, very fine, calm.
" 7....	16.3	-22.2	Fair, calm and clear.
" 8....	25.0	-11.0	Fair, very fine day.
" 9....	28.0	11.9	Fair, fine day. strong wind.
" 10....	25.4	-10.0	Fair, perfect day.
" 11....	28.2	0.4	Fair, perfect day.
" 12....	36.0	18.2	Cloudy.
" 13....	41.1	27.2	Fair, sleighing becomes bad.
" 14....	39.5	29.8	Cloudy.
" 15....	41.0	35.3	Cloudy, chinook, light rain.
" 16....	39.8	32.8	Cloudy, rain and snow.
" 17....	31.1	25.6	Cloudy, snow.
" 18....	30.0	15.2	Fair.
" 19....	23.3	1.2	Cloudy, snow flurries.
" 20....	22.2	- 0.3	Cloudy, snow flurries.
" 21....	23.1	5.5	Cloudy.
" 22....	22.3	-11.2	Fair, very fine day, ice on Bow river 32 inches thick.
" 23....	19.2	8.0	Cloudy.
" 24....	21.2	- 8.9	Fair, fine day.
" 25....	11.0	-14.5	Fair, perfect day.
" 26....	7.9	-25.8	Fair, perfect day.
" 27....	15.0	-21.5	Fair, very fine day.
" 28....	21.8	- 3.8	Fair.
Mar. 1....	37.4	3.2	Fair, very fine day.
" 2....	37.2	24.0	Cloudy.
" 3....	39.0	26.7	Cloudy, fine day.
" 4....	39.8	22.0	Fair, very fine day.
" 5....	40.2	24.4	Cloudy.
" 6....	45.0	24.4	Fair, very fine day, flies about outside.
" 7....	47.3	23.2	Fair, very fine day, sleighing only on sheltered roads.
" 8....	42.2	27.3	Fair, snow, very fine day.
" 9....	39.9	23.4	Fair, very fine day, snow about 8 inches on ground.
" 10....	36.2	21.2	Cloudy, light snow, no sleighing.
" 11....	34.8	15.8	Cloudy, fine day.
" 12....	19.2	15.0	Cloudy, light snow, 1 day's sleighing.
" 13....	24.3	0.2	Fair, fine bright day.
" 14....	29.2	2.3	Fair.
" 15....	30.6	16.8	Cloudy, snow flurries.
" 16....	37.0	6.0	Cloudy, snow drifting, gale at night.
" 17....	1.0	3.0	Cloudy, snow, poor sleighing, 7 to 14 inches snow on ground.
" 18....	1.8	8.8	Cloudy, snow, snow drifting.
" 19....	6.1	19.5	Fair, sleighing good.
" 20....	15.2	31.9	Fair, very fine bright day.
" 21....	21.8	23.6	Fair, very fine day.
" 22....	13.0	16.3	Fair.
" 23....	11.2	15.5	Fair.
" 24....	9.2	7.1	Cloudy.
" 25....	17.0	28.7	Fair, very fine clear day, sleighing bad except on sheltered roads.
" 26....	29.6	0.8	Fair, fine mild day.
" 27....	36.0	16.2	Cloudy, squally wind.
" 28....	34.0	23.2	Cloudy, light snow.
" 29....	36.2	24.2	Cloudy, snow.
" 30....	35.2	25.0	Cloudy, 1 day's good sleighing.
" 31....	37.2	21.3	Fair, sleighing poor and going, except on sheltered roads, 0 to 14 inches snow on ground.

Maximum temperature for the 12 months,—

June 24, 1912. . . . . 85.7

January 11 and 19, 1913. . . . . 53.4

N. B. SANSON,  
*Observer.*



## SESSIONAL PAPER No. 25

## '93 '0N

## ANALYSIS OF NATIONALITIES OF VISITORS TO ROCKY MOUNTAINS PARK.

BATHERS at the Upper Hot Springs from April 1, 1912, to March 31, 1913.

United States.. . . . .	1,008	India.. . . . .	3
England.. . . . .	145	New Zealand.. . . . .	11
Scotland.. . . . .	27	Japan.. . . . .	1
Australia.. . . . .	17	France.. . . . .	3
Ireland.. . . . .	9	Austria.. . . . .	1
Germany.. . . . .	6	South Africa.. . . . .	2
China.. . . . .	7	Canada.. . . . .	20,578
Denmark.. . . . .	2		
Switzerland.. . . . .	3	Total for year.. . . . .	21,823

VISITORS at the Cave and Basin from April 1, 1912.

Canada.. . . . .	5,231	China.. . . . .	18
England.. . . . .	502	Japan.. . . . .	21
Scotland.. . . . .	293	France.. . . . .	25
Ireland.. . . . .	51	Austria.. . . . .	6
Australia.. . . . .	54	Germany.. . . . .	33
New Zealand.. . . . .	43	Sweden.. . . . .	41
New South Wales.. . . . .	21	Switzerland.. . . . .	27
South Africa.. . . . .	18	Norway.. . . . .	5
India.. . . . .	15	Denmark.. . . . .	3
Ceylon.. . . . .	7	Belgium.. . . . .	4
Honolulu.. . . . .	8		
United States.. . . . .	9,200	Total.. . . . .	15,631
Argentina.. . . . .	5		

N.B.—No record has been kept of visitors to the cave since September 18, 1912, owing to the work going on for new bath-house, blasting, pile-driving, etc., Up to date of March 31, 1913, would approximate a few hundred more.

From June 11, 1912, to March 31, 1913, the turnstile record of bathers showed.. . . . .	16,047
From April 1, 1912, to June 11, 1913.. . . . .	2,701
Total.. . . . .	18,748

NUMBER of visitors registered at the Banff Springs hotel from May 15, 1912 to October 15, 1912.

United States.. . . . .	8,441	Straits Settlements.. . . . .	2
Canada.. . . . .	6,261	France.. . . . .	44
England.. . . . .	695	Algeria.. . . . .	4
Scotland.. . . . .	146	Germany.. . . . .	41
Ireland.. . . . .	45	Holland.. . . . .	27
Australia.. . . . .	105	Belgium.. . . . .	3
New Zealand.. . . . .	79	Netherlands.. . . . .	1
Tasmania.. . . . .	2	Austria.. . . . .	6
India.. . . . .	9	Hungary.. . . . .	4
South Africa.. . . . .	7	China.. . . . .	19
Fiji Islands.. . . . .	3	Hawaiian Islands.. . . . .	14
Samoa.. . . . .	5	Cuba, Havana.. . . . .	1
Jamaica.. . . . .	1	Phillipine Islands.. . . . .	4
Bermuda.. . . . .	1	Buenos Ayres.. . . . .	1
Bahama Islands.. . . . .	4	Mexico.. . . . .	6

4 GEORGE V., A. 1914

## NUMBER of visitors registered at the Banff Springs hotel, &amp;c.—Continued.

Switzerland.. . . . .	13	Java.. . . . .	1
Japan.. . . . .	10	Greece .. . . . .	1
Turkey.. . . . .	9	Batavia.. . . . .	2
Russia .. . . . .	3		16,030
Norway.. . . . .	4	Not registered.. . . . .	1,500
Sweden.. . . . .	2		
Denmark.. . . . .	1	Total.. . . . .	17,530
Spain.. . . . .	1		
Italy.. . . . .	2		

## NUMBER of visitors registered at the Chateau (Sanitarium hotel) from April 1, 1912, to March 31, 1913.

Canada.. . . . .	6,013	South Wales.. . . . .	2
Alaska.. . . . .	1	India.. . . . .	6
United States.. . . . .	1,551	New South Wales.. . . . .	1
Hawaiian Islands .. . . . .	3	Germany .. . . . .	11
Pern.. . . . .	2	Holland.. . . . .	3
Rio Janeiro (Argentine Republic) .. . . . .	2	Belgium.. . . . .	2
England.. . . . .	162	France .. . . . .	2
Scotland.. . . . .	36	Norway.. . . . .	2
Ireland .. . . . .	5	Japan .. . . . .	5
Australia.. . . . .	74	China.. . . . .	5
New Zealand .. . . . .	36		
Isle of Man.. . . . .	2	Total.. . . . .	7,926

## NUMBER of visitors registered at the Alberta hotel, from April 1, 1912, to March 31, 1913.

Canada.. . . . .	6,935	Belgium.. . . . .	1
United States.. . . . .	672	Austria.. . . . .	2
England.. . . . .	49	Italy.. . . . .	6
Scotland.. . . . .	13	France.. . . . .	7
Ireland.. . . . .	2	Switzerland.. . . . .	2
Australia.. . . . .	9	Finland.. . . . .	1
New Zealand .. . . . .	3		
Bermuda, W. I. . . . .	2	Total.. . . . .	7,724
Germany.. . . . .	20		

## NUMBER of visitors registered at the Grand View Villa (Hot Springs) from May 11, 1912, to September 29, 1912.

Canada .. . . . .	3,230
Alaska .. . . . .	1
United States .. . . . .	1,088
England .. . . . .	11
Channel Islands.. . . . .	2
Total .. . . . .	4,332

## NUMBER of visitors registered at the Mount Royal hotel, Banff, from May 1, 1912, to September 30, 1912.

Canada.. . . . .	3,381	Australia.. . . . .	5
United States.. . . . .	1,089	South Africa.. . . . .	7
England.. . . . .	61	Hawaiian Islands.. . . . .	2
Scotland.. . . . .	15	France.. . . . .	1
Ireland.. . . . .	1	Denmark.. . . . .	1
Wales.. . . . .	3	Austria.. . . . .	1
New Zealand .. . . . .	7		
Tasmania.. . . . .	1	Total.. . . . .	4,575

## SESSIONAL PAPER No. 25

NUMBER of visitors registered at the Upper Hot Springs hotel (Hydropathic hotel)  
from April 1, 1912, to March 31, 1913

Canada .....	2,506
United States .....	641
Ireland .....	1
Australia .....	1
New Zealand .....	1
Total .....	<u>3,250</u>

NUMBER of visitors registered at the King Edward hotel from April 1, 1912, to  
March 31, 1913.

Canada .....	4,628	China .....	3
United States .....	499	Italy .....	3
England .....	64	South Africa .....	2
Scotland .....	21	India .....	2
Germany .....	19		
New Zealand .....	14		5,284
Sweden .....	9	Not registered .....	<u>1,750</u>
Australia .....	8		
France .....	7	Total .....	<u>7,034</u>
Ireland .....	5		

NUMBER of visitors registered at the Homestead hotel (Temperance) from April 1,  
1912, to March 31, 1913.

Canada .....	1,795
England .....	100
United States .....	100
New Zealand .....	5
Total .....	<u>2,000</u>

STATEMENT of persons registered at the Chalet, Lake Louise, Laggan, Alta.—Season,  
1912.

Alberta .....	784	Alaska .....	2
British Columbia .....	283	Arizona .....	9
Manitoba .....	49	California .....	391
Saskatchewan .....	228	Colorado .....	11
Winnipeg .....	338	Idaho .....	20
Total .....	<u>1,682</u>	Los Angeles .....	299
		Montana .....	89
New Brunswick .....	16	Nevada .....	12
Newfoundland .....	3	New Mexico .....	9
Nova Scotia .....	37	Oregon .....	198
Ontario .....	977	San Francisco .....	405
Prince Edward Island .....	7	Dist. Columbia .....	418
Quebec .....	238	Total .....	<u>1,863</u>
Total .....	<u>1,278</u>	Arkansas .....	11
Alabama .....	17	Kansas .....	45
Florida .....	9	Kansas City .....	94
Georgia .....	17	Missouri .....	47
Kentucky .....	66	Nebraska .....	40
Louisiana .....	27	Oklahoma .....	16
Mississippi .....	12	Omaha .....	28
N. Carolina .....	7	Texas .....	337
S. Carolina .....	15	Total .....	<u>718</u>
Tennessee .....	46	Chicago .....	854
Total .....	<u>216</u>	Cincinnati .....	87

4 GEORGE V., A. 1914

STATEMENT of persons registered at the Chalet, Lake Louise, Laggan, Alta.—Season, 1912—*Continued.*

Cleveland.. . . . .	83	Africa .. . . . .	13
Detroit.. . . . .	119	Australia.. . . . .	75
Illinois.. . . . .	372	Austria.. . . . .	5
Indiana.. . . . .	141	Belgium.. . . . .	12
Indianapolis.. . . . .	58	China.. . . . .	..
Iowa .. . . . .	276	Culebra, C. Z.. . . . .	..
Michigan.. . . . .	151	Denmark.. . . . .	..
Ohio.. . . . .	219	Cuba.. . . . .	2
Pittsburg.. . . . .	67	England.. . . . .	532
St. Louis.. . . . .	225	Egypt.. . . . .	1
		France.. . . . .	32
Total .. . . . .	<u>2,652</u>	Germany.. . . . .	25
Milwaukee.. . . . .	117	Hawaii.. . . . .	50
Minnesota.. . . . .	105	Holland.. . . . .	11
Minneapolis.. . . . .	230	India.. . . . .	22
N. Dakota.. . . . .	50	Ireland.. . . . .	24
S. Dakota.. . . . .	49	Japan.. . . . .	2
St. Paul.. . . . .	102	New Zealand .. . . . .	35
Wisconsin.. . . . .	136	Norway.. . . . .	2
		Phillipine Isles.. . . . .	2
Total .. . . . .	<u>759</u>	Russia.. . . . .	3
Connecticut.. . . . .	66	South America.. . . . .	..
Delaware.. . . . .	17	Switzerland.. . . . .	11
Utah.. . . . .	4	Spain.. . . . .	1
Maine.. . . . .	20	Siam.. . . . .	..
Maryland.. . . . .	47	Sweden.. . . . .	..
Massachusetts.. . . . .	393	Yukon.. . . . .	..
New Hampshire.. . . . .	12		
New Jersey.. . . . .	138	Total .. . . . .	<u>939</u>
New York State .. . . . .	1,138	Italy.. . . . .	1
Pennsylvania .. . . . .	360	Fiji Islands.. . . . .	2
Rhode Island .. . . . .	12	Bahamas.. . . . .	1
Vermont.. . . . .	5	Straits Settlements.. . . . .	1
Virginia.. . . . .	17	Netherlands.. . . . .	1
W. Virginia.. . . . .	9	Argentine Republic .. . . . .	1
		Unlocated.. . . . .	559
Total.. . . . .	<u>2,238</u>	Total.. . . . .	<u>12,511</u>

## SUMMARY.

Banff Springs hotel .. . . . .	17,530
Chateau (Sanitarium hotel) .. . . . .	7,926
Alberta hotel .. . . . .	7,724
King Edward hotel .. . . . .	7,034
Mount Royal hotel .. . . . .	4,575
Grand View villa .. . . . .	4,332
Hot Springs (Hydropathic) .. . . . .	3,250
Homestead (Temperance hotel) .. . . . .	2,000
Summer cottagers .. . . . .	3,500
Estimated excursionists, not registered.. . . . .	5,500
Lake Louise Chalet .. . . . .	12,511
Total .. . . . .	<u>75,882</u>
Season 1911-12 .. . . . .	73,725
Increase .. . . . .	2,157

## No. 2c.

## THE ALPINE CLUB OF CANADA.

The Alpine Club House was open all the season, from the first week in June to the end of September. The tourists all hurry away at the end of August, few realizing that Banff is at its loveliest at the time of the turning of the leaves.

As usual, the Club acted as a bureau of general information to very many of the visitors to the mountains, even going so far as planning out tours for them. Owing to the constant changes in the hotel staffs, they have no real knowledge of the neighbourhood, and make strange assertions as to the names of the mountains, their height and geography generally.

A Club party made an expedition up the Ptarmigan valley and did some little climbing, but the weather was unfavourable for anything original. Another Club party journeyed to mount Assiniboine, but again the weather prevented mountaineering. Various ascents were made of Cascade, Rundle and mount Edith.

The members staying at the Club House were drawn from the following places:—

## IN CANADA.

*British Columbia.*—Ferne, Kelowna, Sidney, Vancouver, Victoria.

*Alberta.*—Calgary, Edson, Edmonton, High River, Innisfail, Macleod, Ponoka.

*Saskatchewan.*—Prince Albert.

*Manitoba.*—Winnipeg.

*Ontario.*—Ottawa, Toronto, Woodstock.

*Quebec.*—Montreal.

## IN THE UNITED STATES OF AMERICA.

*North Carolina.*—Ashboro.

*Indiana.*—LaFayette.

*Massachusetts.*—Boston.

*New York.*—Brooklyn, New York.

It may be of interest to add that on February 23, 1912, a member of the Club, Mr. Chas. E. Field, accompanied by Mr. F. Ravenscroft, made the ascent of mount Cascade by the southern, or crag face, most of the climb being made over the snow. It is believed that this is the first time this ascent has been made in winter.

The Alpine Club of Canada held its seventh annual summer camp in Vermilion pass on the surveyed route of the motor road being built from Banff to Windermere. As usual the Club managed to attract people of importance and distinction from many parts. The Dominion Government officers present were Mr. J. B. Harkin, Commissioner of Dominion Parks, and Mr. R. H. Campbell, Director of Forestry. The Government of British Columbia deputed Mr. W. W. Foster, the Deputy Minister of Public Works, to act as its representative. Mr. Wilcox, of Washington, D.C., the well-known author and explorer of the Canadian Rockies, was also present, and other well-known people. Prominent among these was Professor Coleman, R.R.S., the famous geologist and the president of the Club. The opinion was expressed by all those who visited the camp for the first time that only by actual presence was it possible to realize the invaluable work the Club was doing for the mountain regions of Canada.

4 GEORGE V., A. 1914

A subsidiary camp was placed some little distance up Prospector's valley to which parties went daily from the main camp to visit the canyons of Tokumm creek and climb the mountains of the Ten Peaks rising above Moraine lake. Most of the surrounding mountains were climbed and the second ascent of mount Ball recorded.

Fifty-six passed the graduation test for full membership upon Storm mountain, mount Ball, mount Little, mount Fay and No. 3 of the Ten Peaks.

The following mountaineering clubs were represented: The Alpine Club, England; the Swiss Alpine club, the American Alpine Club, the Appalachian Mountain Club and the Mountaineers of Seattle.

One hundred and sixty-eight people were placed under canvas, nearly all of whom stayed for the existence of the camp. A synopsis of places represented, by provinces, states and countries, is given below:—

## CANADA.

*British Columbia*.—Fernie, Kaslo, Kelowna, Revelstoke, Vancouver, Vernon and Victoria.

*Alberta*.—Banff, Calgary, Cowley, Edson, Edmonton, Lethbridge, Lundbreck, Macleod, Okotoks, Ponoka and Red Deer.

*Saskatchewan*.—Saskatoon.

*Manitoba*.—Winnipeg.

*Ontario*.—Braeside, Kingston, Ottawa, St. Mary's, Toronto and Woodstock.

*Quebec*.—Montreal.

## GREAT BRITAIN.

*England*.—London, Nottingham, Wimbledon.

*Scotland*.—Aberdeen.

## SWITZERLAND.

Interlaken.

## UNITED STATES.

*District of Columbia*.—Washington.

*Illinois*.—Chicago, Galesburg.

*Indiana*.—LaFayette.

*New York*.—Brooklyn, New York.

*New Jersey*.—Summit.

*North Carolina*.—Ashboro.

*Pennsylvania*.—Bryn Mawr.

## YOHO PARK

## GENERAL DESCRIPTION.

Yoho Park comprises an area of about 560 square miles, situated on the western slope of the main chain of the Rocky mountains. The Kicking Horse river—which runs in a southwesterly direction—divides this area into almost equal parts. The tributaries of the Kicking Horse, Cataract creek, Ottetail and Beaverfoot rivers from the southeast, and the Yoho, Emerald, Amiskwi and Otterhead from the northwest—furnish the channels by which the visitor may reach the remoter places of interest. A trail leads from Hector, up Cataract creek to lakes O'Elara and Oesa, then over the ridge two miles further to lake McArthur. These lakes are surrounded by huge peaks,

## SESSIONAL PAPER No. 25

varying in height from eight to ten thousand feet, having their usual complement of glaciers and snowfields. Lake McArthur is also reached by trail up the Ottertrail river, which flows to the northeast side of the Ottertail range. Along the southwest side of this same range flows the Beaverfoot river, from the southern boundary of the park. Among the conspicuous peaks in this range are mounts Hanbury, Vaux, Chancellor and Goodsir, all giants over 10,000 feet. A carriage drive from Field to Ottertail and trails from there to the southern boundary of the park enable the visitor to reach these points of interest.

From the north, through the valley between the President and Rocky ranges, flows the Yoho river, fed by the great Habel, Waputik and Daly glaciers, which lie in valleys surrounding mounts Habel, Collie, Gordon, Balfour and Daley, peaks all over 10,000 feet. Near the head of this valley are found Twin falls, 500 feet, and Takakkaw falls, 1,150 feet in height, two of the most beautiful falls in the Dominion. Hundreds of travellers enjoy the trip to this valley by way of carriage road and trails each season. To the west the President range forms a great basin, in which lies Emerald lake, a beautiful sheet of water almost surrounded by lofty peaks such as mounts Burgess, Carnarvon and Marpole, the President and the Vice-president. The Amiskwi and the Otterhead rivers flow through the valleys between the President and the Van Horne ranges and no wooded valleys in the mountains are more beautiful than these two and the basin of Emerald lake.

Carriage drives or trails diverge from Field to these places of beauty and grandeur, where giant snow-capped peaks, placid blue lakes and dashing torrents have been lavishly congregated by nature.

## GLACIER PARK.

Glacier park is situated at the summit of the Selkirks and covers an area of 468 square miles. These mountains are ages older than the Rockies and their physical characteristics are markedly different. The rocks are composed of gray, pink, green and white quartzites and their colouring adds greatly to the beauty of the mountains. The annual precipitation, which is very heavy—there is a 36-foot snowfall at Glacier with an additional 13 inches rain—results in the formation of fields of snow and ice. These accumulations lie upon the caps of the mountains throughout the year and when seen from a distance give the whole district the appearance of a frozen sea stretching away farther than the eye can reach. From these are formed innumerable glaciers of great beauty and variety.

The valleys are deep and narrow, clothed with dense forests of Giant cedar—often 10 feet in diameter—cottonwood, spruce, hemlock, Douglas fir and the beautiful Lyall's larch. The flowers and shrubs also grow in great profusion, over 500 varieties having been discovered by Professor Macoun.

From the summit of Rogers pass—altitude, 4,309 feet—Bear Creek valley slopes to the east and the Illecillewaet to the west, and it is through these valleys that the railway passes over the range. Unlike Yoho Park, Glacier Park has few lakes or waterfalls of importance, but has instead a sea of mountain peaks and glaciers, with the great valley of the Illecillewaet stretching to the western boundary. Of the great glaciers, the Illecillewaet and the Asulkan are very easy of access, the former being less than two miles from the depot and the latter seven miles distant. Trails lead to both.

The largest mountain peaks close at hand are: Sir Donald, Avalanche, Tupper and Macdonald to the east, Hermit, Rogers, Grant and Swiss peaks to the north, and Cheops, Cougar, Bonney and Ross peaks to the west.

The trail from Glacier to Roger's pass and thence over Baloo pass, leads to the famous Nakimu Caves, which were discovered some six years ago. The view from Baloo pass cannot be equalled on the continent on account of the diversity of scenery presented. The Caves themselves are a wonder, on account of the diversity of size

4 GEORGE V., A. 1914

and shape of the underground chambers, while the roar of the cataracts rushing through some, the strong air currents in others, and the florescent calcium ornamentations on the walls and roof in many, produce an impression of weird grandeur. Lookout point, Goat falls and the Upper Cougar valley are the chief points of interest in the vicinity of the Caves.

With the completion of the carriage drive from Glacier to the Caves, hundreds who cannot endure the fatigue of the pony ride, will be able to reach this point in carriages. Good trout fishing may be had in the Illecillewaet river at certain seasons of the year.

## No. 2d.

STATISTICAL SUMMARY OF INFORMATION *RE* ROADS, TRAILS, SIDE-WALKS, WATER AND SEWER SYSTEM, ROCKY MOUNTAINS PARK.

## MILEAGE OF ROADS AND TRAILS.

—	Miles.
<i>Roads.</i>	
Castle to Vermilion.....	9
Kananaskis to Banff.....	35
Banff to Hot Springs.....	3
Banff to Sundance canyon.....	4
Banff to lumber camp on Spray river.....	8
Tunnel Mountain drive.....	5
To lake Minnewanka.....	9
Banff to Laggan coach road.....	6.5
Laggan to lake Louise.....	3
Lake Louise to Moraine lake.....	9
Bankhead road to Buffalo paddock.....	1
Loop drive.....	7
Canmore station to mines.....	1.5
Town streets.....	6
Total.....	107
<i>Trails.</i>	
Spray to Mount Assiniboine.....	18
Banff to Spray lakes and Eau Clair wagon road.....	42
Bow Summit trail.....	30
Banff to Fatigue creek, <i>via</i> Sundance.....	19
Simpson-Pipestone trail.....	6
Cascade trail (Sawback to Bankhead).....	28
Mount Edith trail.....	11
To lake Minnewanka.....	14
Simpson to Simpson summit.....	14
Canmore to White Man's pass.....	4
Tunnel Mountain trail.....	1.5
Sulphur Mountain trail.....	3.5
Total.....	191

## TELEPHONE SYSTEM AT BANFF.

The telephone system at Banff was installed in 1907. It comprised originally 27 miles of lines built at a total cost of \$5,582. Since that date a number of extensions have been made, bringing the number of lines now constructed up to 34.75 miles. This includes the following lines:—



## SESSIONAL PAPER No. 25

To Bankhead . . . . .	5 miles connecting 3 phones.
To lake Minnewanka . . . . .	8 " " 3 "
To the Observatory, Sulphur mountain. . . . .	4 " " 1 "
To Upper Hot Springs . . . . .	3 " " 1 "
To Hydropathic hotel . . . . .	3 " " 1 "
To Grand View villa and Alpine club. . . . .	2 " " 2 "
To Cave and Basin . . . . .	1 " " 2 "

Business phones, 52.

Private phones, 28.

The Banff system is also connected with the Alberta long distance system.

## WATER MAINS—BANFF (TOWN.)

Street.	Mains.	Hydrants.	Valves.
	Feet.	No.	No.
Banff avenue . . . . .	4,800	11	11
Beaver . . . . .	1,700	5	3
Muskrat . . . . .	1,475	3	2
Otter . . . . .	1,475	3	2
Bear . . . . .	1,475	3	2
Buffalo . . . . .	1,400	2	5
Cariboo . . . . .	1,475	4	7
Lynx . . . . .	1,300	5	4
Squirrel . . . . .	650	2	2
Elk . . . . .	325	1	.....
Marten . . . . .	600	1	1
Wolf . . . . .	1,850	6	8
Totals . . . . .	18,525	46	47

## WATER MAINS—BANFF (VILLA.)

Avenue.	Mains.	Hydrants.	Valves.
	Feet.	No.	No.
Cave . . . . .	1,200	2	4
Spray . . . . .	2,925	7	7
Totals . . . . .	4,125	9	11

## SEWERS—BANFF (TOWN.)

Street.	Mains.	Manholes.
	Feet.	No.
Banff avenue . . . . .	1,400	5
Beaver . . . . .	1,400	6
Muskrat . . . . .	1,650	7
Otter . . . . .	1,400	3
Bear . . . . .	1,050	5
Buffalo . . . . .	1,400	.....
Cariboo . . . . .	1,575	3
Lynx . . . . .	825	3
Squirrel . . . . .	675	2
Marten . . . . .	600	3
Wolf . . . . .	1,755	.....
Totals . . . . .	12,150	37

4 GEORGE V., A. 1914

## SEWERS—BANFF (VILLA.)

Avenue.	Mains.	Manholes.
	Feet.	Number.
River—From point opposite Sanitarium hotel to manhole where trunk sewer crossed Bow river.....	500	1
Trunk sewer (concrete) from Bow river opposite Muskrat street to outlet above falls.....	1,450	6
Total.....	1,950	7

## GRAVEL WALKS—BANFF—(TOWN.)

Street.	From	To	Side.	Length.	Width.
				Feet.	Feet.
Muskrat.....	Cariboo.....	Buffalo.....	East.....	710	.....
Elk.....	Banff ave.....	Marten.....	East.....	282	.....
Otter.....	Buffalo.....	Moose.....	East and west ..	3,344	6
Muskrat.....	Buffalo.....	Wolf.....	West.....	1,344	6
Beaver.....	Buffalo.....	Cariboo.....	East and west ..	3,138	6
Buffalo.....	Bear.....	Otter.....	North.....	1,216	6
Bear.....	Buffalo.....	Cariboo.....	East.....	725	4.5
Bear.....	Cariboo.....	Wolf.....	East and west ..	800	4.5
Lynx.....	Cariboo.....	C. P. R. station.	East.....	1,800	6
Squirrel.....	Lynx.....	Elk.....	Southeast.....	627	4.5
Banff avenue.....	Cariboo.....	Buffalo paddock.	Northwest.....	1½ miles	6
Beaver.....	Wolf.....	Moose.....	East.....	752 ft.	.....
Total.....				4 miles 708 yards.	.....

## GRAVEL WALKS—BANFF (VILLA.)

Avenue.	From	To	Side.	Length.	Width.
					Feet.
Cave.....	Bow Bridge.	Cave and Basin	East.....	1 mile.	6
Spray.....	Bow Bridge.	C. P. R. hotel..	East.....	3,600 ft.	6
Total.....				1 mile 1,200 yards.	.....

## STATEMENT OF PLANK WALKS.

Avenue or Street.	From	To	Side.	Length.	Width.
				Feet.	Feet.
Banff avenue.....	Cariboo.....	Wolf.....	East.....	600	6
Cariboo.....	Banff ave.....	Beaver.....	South.....	260	4.5
Banff avenue.....	Buffalo.....	Bow bridge.....	East and west ..	700	4.5
Total.....				320 yards	.....

## SESSIONAL PAPER No. 25

## STATEMENT OF CEMENT WALKS.

Avenue or Street.	From	To	Side.	Length.	Width.
				Feet.	Feet.
Banff avenue.....	Buffalo.....	Wolf.....	East and west..	1,425	12
Total.....				475 yards	

## No. 3.

## REPORT OF THE SUPERINTENDENT OF YOHO AND GLACIER PARKS.

FIELD B.C., April 1, 1913.

The Chief Superintendent of Dominion Parks,  
Edmonton, Alberta.

Sir,—I have the honour to submit herewith my first annual report as Superintendent of Yoho and Glacier Parks, for the fiscal year ending March 31, 1913.

As I did not receive my appointment until after the middle of May, the work of cleaning up the usual collection of debris on the streets of Field, and making light repairs to the Emerald lake and Natural Bridge drives, was not begun until about the 20th. On these roads the fallen timber was cut out and the ruts were patched up with gravel. After this was completed we went over the Yoho road as far as the switch-back, raking off loose rocks, cutting out fallen timber and repairing and gravelling. On account of snowslides having crossed the road beyond this, we moved camp to the Ottertail drive, to make similar repairs there. This drive which is built on the Canadian Pacific Railway grade and extends west of Field a distance of eight miles, was much used this season, as many began to realize that some of the finest views in the mountains may be obtained from it. Most conspicuous are the high peaks of the Ottertail range on the left and the Van Horne range on the right. In the Ottertail, mounts Vaux, Hanbury and Geodsir tower over 10,000 feet, while those of the Van Horne rise to altitudes of over 9,500 feet. From this drive can be seen the prettiest green wooded valleys in the mountains, viz., the Otterhead and the Amiskwi valleys, situated between the Van Horne and the President ranges.

The view also includes—looking north—all the peaks visible from Emerald lake, excepting mount Wapta, this being hidden by mount Burgess in the foreground. This drive has the further distinction of having probably the highest and longest wooden bridge in the world, which is used solely for carriage traffic, it being 120 feet from the water to the roadway, and 700 feet long.

From the east end of this bridge a pony trail leads to beautiful lake McArthur, which is about 14 miles distant.

On this trail the necessary timber was cleared out, and otherwise repaired for a distance of six miles, until the snow rendered it necessary to stop work.

The trail from Ottertail to Leachcoil along the south side of the Kickinghorse river was also cleared and repaired.

Owing to the timber in some of the large fills on the Ottertail drive falling in, it was necessary to bridge one gap, and to fill in others. The coarse rocks were raked off the entire distance, small washouts filled up and some side ditching done. While working here, the men were called to Leachcoil to fight a forest fire in the Beaverfoot valley.

This fire had assumed large proportions by the time the men got to it, they having to walk 14 miles to the scene. Fortunately this was extinguished, but it meant hard work for almost two weeks. A very small amount of marketable timber was destroyed as the fire was kept confined to the old slashings.

Work was then started on the Yoho drive, and repairing and gravelling done between mileage 4 and 6. Then the arrival of the tourist season called for the opening of the drive through to the Takakkaw falls and the upper Yoho. Large quantities of rocks and earth had come down on the road through the canyons, so we moved camp close to the work. Considerable portions of the road through those canyons had also fallen away, which made it necessary to undertake the widening of these rock cuts, the road being only about 8 feet wide all through, in order to put the road on solid foundation. Solid rock had to be removed from 6 to 11 feet in width, and from 5 to 12 feet in depth throughout the distance. The blasting destroyed the existing railings, which were replaced by new and much heavier ones. About four miles of gravelling was done on this road altogether and one mile of widening between mileage 3 and mileage 5. The bridge at mile  $3\frac{1}{2}$  was taken out by a freshet during July and a new one 28 feet long had to be put in its place. About one-half mile of clearing and burning of old trees and logs for 30 feet each side of the roadway was completed between mile 2 and 3; also a short distance on the Hector drive where it branches from the Yoho drive.

The traffic on this drive was very heavy this season, which goes to prove how fine is the scenery of the Yoho valley. With your approval, it is my intention the coming season to construct a foot-bridge across the Yoho stream, and a trail to Takakkaw falls; also a new location of the trail to Twin falls should be looked into, as this trail is in a very poor location at present and very hard to keep in repair.

It is also desired to widen this road from Field east for the first three miles, making it standard width.

On the Emerald Lake drive, widening was undertaken by the Glacier crew, and about one and a half miles were gone over although much of it has to be regravelled. There remain about two miles yet to be widened, and the greater part of the Emerald Lake and the Natural Bridge roads needs to be regravelled. The old trees and brush alongside the road for a distance of three and a half miles were cleared and burnt which adds much to the appearance of the road. We hope to be able to complete this clearing, the remainder of the distance, next season.

On the occasion of the visit of Their Royal Highnesses the Duke and Duchess of Connaught, and Princess Patricia to Field, this was the route taken and we understand they were much pleased with the trip.

During the year a small crew was kept repairing the trails in different parts of this Park; about forty-eight miles altogether having received attention. The following have been given necessary repairs: Field to Twin falls over Burgess pass, Field to the Fossil beds, Hector to Stephen, Hector to lake O'Hara, Hector to Sherbrooke lake, Ottertail to Leachcoil, Ottertail drive towards lake McArthur, six miles. The only trail not receiving any attention was that up the Amiskwi valley.

#### GLACIER PARK.

Work in this park was not started until about the last of the month of June, when we began clearing the vast amount of trees, rocks and earth—which had been carried down by the snowslides—from the part of the road constructed during the previous summer. This done, new construction was begun on the extension of the road to the Cougar valley. This construction is both slow and expensive, on account of the steep mountain side where horses cannot be used to do the grading. Large trees and stumps have to be removed, besides much drilling and blasting of the rock. When another half mile has been finished there will not be either as steep a slope nor any timber to be removed, so that cost of construction should be less and more progress made. Every effort should be made to have this drive completed to the Caves, as it will not be possible

## SESSIONAL PAPER No. 25

to get material to the Caves for improvements there, except at great cost, until this road is completed.

During the short time the crew was working here about one mile of new road was built.

The services of Mr. C. H. Deutschman, the discoverer of these Caves were again secured for the season at the Caves in the capacity of caretaker. He has shown both care and courtesy, all visitors praising his efficiency both as guide and host.

With the assistance of one man for ten days, he installed some 250 feet of iron railings inside the Caves, to replace the wooden railings. These pipes were given a good coat of enamel, which was dried thoroughly before being put in position. This was quite an undertaking, considering the conditions under which these men had to work.

Nothing was undertaken with improvements at the larger Cave because the water remained high until too lato in the season. We are pleased to report having received a large Union Jack, to be floated from the fine flagpole erected by the caretaker, at the Caves.

Two heating stoves were purchased and placed in the Government cabin at the Caves, and parties staying over night appreciate very much the increased comfort.

The caretaker's register shows a very substantial increase in the number of visitors, and we believe that as soon as the road reaches the Caves, the necessity will arise for much increased accommodation at this point.

Many pleasure-seekers made the trip from Glacier House to Rogers' pass, up Bear creek trail over Baloo pass, to the Caves. There is such a diversity of scenery on this trip, that all thought of fatigue is forgotten, especially when the panorama from the summit of Baloo pass is beheld. On both the east and west slopes on this trail we did considerable ditching, brushing and removing of rocks, to make the travelling better.

This work was done early in July, but later in the season several washouts occurred and had to be repaired again at these places. Our opinion is that there can be found a much better location for part of this trail between Glacier and Rogers' pass, where repairs to snowsheds will not interfere with the trail. On the trail to the Great Glacier, considerable repair work will be required in order to make it possible for pedestrians to reach the glacier dryshod. As it is now, the streams from the different glaciers keep changing their courses somewhat, oft-times running down the trail.

It has been suggested by some well-known tourists that some trail work be undertaken in the future. Some of the proposed routes I will be pleased to look over with you during the coming season.

The question of adequate fire patrol in both these parks must always be taken into consideration, for once our green timber is destroyed, parks will lose much of their attractiveness. I am pleased to report that the service rendered by the fire-wardens in the Yoho Park is in every way satisfactory. Despite all notices, it appears many people carelessly throw burning matches or cigar ends into the bush and start fires, without thinking what may be the result of their carelessness. We had three instances of fires started in this way during the past season.

I am also pleased to report excellent results from the several foremen in charge of the work.

I have the honour to be, Sir,  
Your obedient servant,

F. E. MAUNDER,  
*Superintendent.*

4 GEORGE V., A. 1914

STATEMENT of persons registered at the Mount Stephen House, Field Station, B.C.—  
Season, 1912.

Alberta.. . . . .	1,562	Indiana.. . . . .	87
British Columbia.. . . . .	1,959	Indianapolis.. . . . .	2
Manitoba.. . . . .	16	Iowa.. . . . .	118
Saskatchewan.. . . . .	127	Michigan.. . . . .	108
Winnipeg.. . . . .	314	Ohio.. . . . .	138
	<u>3,978</u>	Pittsburg.. . . . .	19
		St. Louis.. . . . .	58
New Brunswick.. . . . .	17		<u>1,121</u>
Newfoundland.. . . . .	0	Milwaukee.. . . . .	11
Nova Scotia.. . . . .	16	Minnesota.. . . . .	125
Ontario.. . . . .	396	Minneapolis.. . . . .	27
Quebec.. . . . .	121	N. Dakota.. . . . .	25
	<u>550</u>	S. Dakota.. . . . .	5
		St. Paul.. . . . .	16
Alabama.. . . . .	15	Wisconsin.. . . . .	119
Florida.. . . . .	2		<u>328</u>
Georgia.. . . . .	2	Connecticut.. . . . .	48
Kentucky.. . . . .	15	Delaware.. . . . .	3
Louisiana.. . . . .	2	Dis. Columbia.. . . . .	63
Louisville.. . . . .	1	Maine.. . . . .	6
Mississippi.. . . . .	4	Maryland.. . . . .	17
N. Carolina.. . . . .	2	Massachusetts.. . . . .	179
S. Carolina.. . . . .	2	New Hampshire.. . . . .	8
Tennessee.. . . . .	11	New Jersey.. . . . .	48
	<u>56</u>	New York.. . . . .	379
		Pennsylvania.. . . . .	220
Alaska.. . . . .	3	Rhode Island.. . . . .	18
Arizona.. . . . .	6	Vermont.. . . . .	13
California.. . . . .	180	Virginia.. . . . .	8
Colorado.. . . . .	11	W. Virginia.. . . . .	5
Idaho.. . . . .	6		<u>1,015</u>
Los Angeles.. . . . .	92	Africa.. . . . .	2
Montana.. . . . .	6	Australia.. . . . .	41
Nevada.. . . . .	0	Austria.. . . . .	3
New Mexico.. . . . .	1	Belgium.. . . . .	3
Oregon.. . . . .	46	China.. . . . .	9
New Mexico.. . . . .	102	England.. . . . .	258
San Francisco.. . . . .	75	Cuba.. . . . .	3
Washington.. . . . .	528	France.. . . . .	6
		Germany.. . . . .	12
Arkansas.. . . . .	4	Hawaii.. . . . .	11
Kansas.. . . . .	15	Holland.. . . . .	5
Kansas City.. . . . .	2	India.. . . . .	9
Missouri.. . . . .	105	Ireland.. . . . .	10
Nebraska.. . . . .	24	Japan.. . . . .	2
Oklahoma.. . . . .	4	New Zealand.. . . . .	37
Oklahoma.. . . . .	0	Norway.. . . . .	2
Omaha.. . . . .	17	Scotland.. . . . .	44
Texas.. . . . .	171		<u>457</u>
		Unlocated.. . . . .	239
Chicago.. . . . .	199	Total.. . . . .	8,443
Cincinnati.. . . . .	20		
Cleveland.. . . . .	43		
Detroit.. . . . .	12		
Illinois.. . . . .	317		

## SESSIONAL PAPER No. 25

STATEMENT of persons registered at the Emerald lake Chalet, near Field, B.C.—  
Season, 1912.

Alberta.. . . . .	77	Iowa.. . . . .	30
Brit. Columbia.. . . . .	60	Michigan.. . . . .	2
Manitoba.. . . . .	2	Ohio.. . . . .	37
Saskatchewan.. . . . .	13	St. Louis.. . . . .	25
Winnipeg.. . . . .	31		<hr/>
	183		184
	<hr/>	Milwaukee.. . . . .	14
New Brunswick.. . . . .	3	Minnesota.. . . . .	8
Newfoundland.. . . . .	0	Minneapolis.. . . . .	40
Nova Scotia.. . . . .	0	N. Dakota.. . . . .	5
Ontario.. . . . .	67	S. Dakota.. . . . .	0
Quebec.. . . . .	37	St. Paul.. . . . .	16
	107	Wisconsin.. . . . .	11
	<hr/>		<hr/>
Alabama.. . . . .	2		94
Georgia.. . . . .	1	Connecticut.. . . . .	14
Kentucky.. . . . .	2	Delaware.. . . . .	0
Louisiana.. . . . .	2	Maryland.. . . . .	10
Tennessee.. . . . .	9	Massachusetts.. . . . .	63
	16	New Hampshire.. . . . .	7
	<hr/>	New Jersey.. . . . .	19
Alaska.. . . . .	2	New York.. . . . .	137
California.. . . . .	44	Pennsylvania.. . . . .	50
Colorado.. . . . .	0	Rhode Island.. . . . .	0
Idaho.. . . . .	5	Vermont.. . . . .	1
Los Angeles.. . . . .	24	Virginia.. . . . .	0
Montana.. . . . .	1	W. Virginia.. . . . .	6
Oregon.. . . . .	11		<hr/>
San Francisco.. . . . .	42		307
Dist. Columbia.. . . . .	34		<hr/>
New Mexico.. . . . .	2	Africa.. . . . .	0
	165	Australia.. . . . .	6
	<hr/>	Austria.. . . . .	1
Arkansas.. . . . .	2	Belgium.. . . . .	1
Kansas.. . . . .	9	China.. . . . .	6
Kansas City.. . . . .	3	England.. . . . .	70
Missouri.. . . . .	1	Scotland.. . . . .	8
Nebraska.. . . . .	0	Ireland.. . . . .	2
Texas.. . . . .	3	France.. . . . .	2
	18	Germany.. . . . .	0
	<hr/>	Hawaii.. . . . .	3
Chicago.. . . . .	48	New Zealand.. . . . .	2
Cincinnati.. . . . .	0	Norway.. . . . .	2
Cleveland.. . . . .	1	Switzerland.. . . . .	2
Detroit.. . . . .	6		<hr/>
Illinois.. . . . .	28		105
Indiana.. . . . .	2	Unlocated.. . . . .	13
Indianapolis.. . . . .	5	Total.. . . . .	1,192

4 GEORGE V., A. 1914

## STATEMENT of persons registered at Glacier House, Glacier, B.C.—Season, 1912.

Alberta.. . . . .	126	Iowa.. . . . .	65
British Columbia.. . . . .	265	Michigan.. . . . .	73
Manitoba.. . . . .	11	Ohio.. . . . .	107
Saskatchewan.. . . . .	63	Pittsburg.. . . . .	19
Winnipeg.. . . . .	112	St. Louis.. . . . .	113
	<hr/>		<hr/>
	577		1,055
New Brunswick.. . . . .	6	Milwaukee.. . . . .	51
Nova Scotia.. . . . .	5	Minnesota.. . . . .	43
Ontario.. . . . .	10	Minneapolis.. . . . .	100
Prince Edward Island.. . . . .	5	S. Dakota.. . . . .	14
Quebec.. . . . .	72	N. Dakota.. . . . .	24
	<hr/>	St. Paul.. . . . .	58
	390	Wis-con-in.. . . . .	69
	<hr/>		<hr/>
Alabama.. . . . .	7		339
Florida.. . . . .	2	Connecticut.. . . . .	51
Georgia.. . . . .	8	Delaware.. . . . .	7
Kentucky.. . . . .	37	Dis. Columbia.. . . . .	151
Louisiana.. . . . .	14	Maine.. . . . .	14
N. Carolina.. . . . .	1	Maryland.. . . . .	18
S. Carolina.. . . . .	9	Massachusetts.. . . . .	219
Mississippi.. . . . .	4	New Hampshire.. . . . .	14
Tennessee.. . . . .	27	New Jersey.. . . . .	66
	<hr/>	New York State.. . . . .	753
	100	Pennsylvania.. . . . .	254
Arizona.. . . . .	4	Rhode Island.. . . . .	16
California.. . . . .	207	Vermont.. . . . .	5
Colorado.. . . . .	3	Virginia.. . . . .	9
Idaho.. . . . .	12	W. Virginia.. . . . .	1
Los Angeles.. . . . .	186		<hr/>
Montana.. . . . .	5		1,560
Nevada.. . . . .	6	Alaska.. . . . .	2
New Mexico.. . . . .	4	Africa.. . . . .	12
Oregon.. . . . .	55	Australia.. . . . .	33
San Francisco.. . . . .	155	Austria.. . . . .	6
	<hr/>	Belgium.. . . . .	1
	577	China.. . . . .	15
Arkansas.. . . . .	8	England.. . . . .	260
Kansas.. . . . .	17	France.. . . . .	24
Kansas City.. . . . .	46	Germany.. . . . .	14
Missouri.. . . . .	24	Hawaii.. . . . .	20
Nebraska.. . . . .	26	Holland.. . . . .	5
Oklahoma.. . . . .	1	India.. . . . .	12
Omaha.. . . . .	2	Ireland.. . . . .	14
Texas.. . . . .	9	Japan.. . . . .	6
	<hr/>	New Zealand.. . . . .	23
	133	Norway.. . . . .	1
Chicago.. . . . .	280	New S. Wales.. . . . .	4
Cincinnati.. . . . .	34	Phillipine Isles.. . . . .	5
Cleveland.. . . . .	66	Scotland.. . . . .	33
Detroit.. . . . .	48	Switzerland.. . . . .	6
Illinois.. . . . .	165		<hr/>
Indiana.. . . . .	54	Unlocated.. . . . .	172
Indianapolis.. . . . .	41	Total.. . . . .	5,419



SESSIONAL PAPER No. 25

## BUFFALO PARK.

### DESCRIPTION.

Buffalo Park, the home of the Government herd of buffalo, the largest herd in the world, is situated one-half mile south of Wainwright and follows the Battle river south and east for a distance of eighteen miles, constituting an area of 160 square miles. The park is entirely surrounded by a high wire fence and is fireguarded on both sides by a ploughed strip of land 20 feet wide. Up to the present this has served as a very safe protection from prairie fires which at certain seasons of the year are very prevalent through this and other districts of prairie nature.

The general appearance of the entire enclosure is of a hilly and rolling country dotted with numerous small lakes and bluffs, providing an ideal home for all wild life.

The land is of a sandy nature south and west, but of a more loamy nature north and east, and would be fit for no other purpose than the one it is now used for, viz., a game preserve.

The scenic part of Buffalo Park, which at present is practically unknown to the travelling public, is very beautiful. In this connection the Superintendent of the Park says:—

‘I have travelled extensively through the provinces of Manitoba, Saskatchewan, Alberta and British Columbia, and can say with a clear conscience that nature as provided in Buffalo Park is worth any tourist’s time to see. From the numerous high hills one can gaze upon the long valleys, which are furnished with large lakes dotted with islands thickly wooded, winding their way along the many hill sides, and the immense expansion of rolling country dotted with bluffs which can be seen from almost any high hill is certainly beautiful. I have spent many a half hour on the top of such hills admiring the beauties of nature to my heart’s content, while making the many rides through the park.

‘Many noted tourists, on being taken through the park, expressed their astonishment and pleasure on viewing such a beautiful expanse of country with so many distinct scenic features. It is safe to say that when better roads are secured through the park it will become one of the many great tourist centres.’

### No. 4.

## REPORT OF THE SUPERINTENDENT OF BUFFALO PARK.

WAINWRIGHT, ALTA., March 31, 1913.

The Chief Superintendent of Dominion Parks,  
Edmonton, Alta.

SIR,—I have the honour to submit herewith my first annual report as Superintendent of Buffalo Park for the fiscal year ending March 31, 1913.

As my appointment did not go into effect until the month of June, 1912, I feel that all the credit for the successful operation of the work is not altogether due to me, as a great part of the plans and arrangements for the expenditure of the appropriation were made previous to the time that I commenced duties here.

During the early spring, under the supervision of Mr. E. Ellis, the former superintendent, the grounds around the superintendent’s quarters were broken up and sown to grass, and numerous small trees and shrubs planted in various groves in a most

4 GEORGE V., A. 1914

artistic manner. I am pleased to report that all the shrubs and trees have done very well, but the lawn was somewhat of a failure, owing to the fact that the ground was not properly cultivated to allow the cutting of the grass. The sod was not broken up and rolled as it should have been which will necessitate having this work done over this year.

The different wells at the superintendent's quarters also proved a failure having all gone dry and the water for both domestic and stable purposes had to be hauled from the first gate quarters in barrels. Just as soon as the frost is sufficiently out of the ground I intend, with your permission, to bore a well adjacent to the superintendent's house deep enough to furnish an ample supply of water at all times.

This was our first year to undertake farming, and the experiment proved quite a success. When the frost was sufficiently out of the ground, breaking of the land was started. Eighty-seven acres were turned over at winter quarters and thirty-two acres in the home park at the Wainwright end. Forty-five acres were cultivated and sown to oats at winter quarters and thirty-two acres cultivated and sown to oats at the Wainwright end. Owing to the fact that this land had to undergo all the operations of preparing the seed, our crop was somewhat late, but the very favourable season soon brought it to a good condition, but not sufficiently advanced to ripen. In order to save the crop from the frost we were obliged to cut it for green feed and it is being used to great advantage for this purpose.

When it is realized that all our horses were young and broken to harness only in the spring, will readily be seen that the work accomplished was of no small nature.

#### FIREGUARDS.

During the latter part of June and the whole month of July the one hundred and seventy-seven miles of fireguard around and across the park were all thoroughly ploughed. Owing to the very wet season the weeds grew up again very rapidly and before autumn we were again obliged to plough over a large portion of the guards to ensure safety. Fortunately, however, they were not needed, as we did not have a prairie fire in the neighbourhood of the park last autumn.

I also wish to draw your attention to the nature of the posts in our main fence. It appears that all the posts along the north and west side, as well as a portion of the east side, were put in the ground with the bark on and a very great number of them have already decayed in the ground. I had six men follow the fireguard and camp all around the park dropping posts, and many times it was found necessary to take the men off the ploughs to help with the fence work. From different inspections that I have made of the fence last fall and this spring I expect we will have to double our fence gang this year.

#### HAYING.

We were very unfortunate in our haymaking during the past season; owing to so much rain and the boggy nature of our meadow, it was almost impossible to make hay at all. During the month of August we had eighteen days' rain which flooded the meadow and filled the outlet to the creek and the ditches level with the land which made it impossible to get into the meadow proper at all. We were therefore obliged to cut all upland hay and what pot holes that were possible to get into, in order to secure hay at all. Two hundred and eighty tons of hay were put up in this way; this, along with the seven hundred tons left over from last year, gave us an ample supply for this winter's feed.

Next year, with your approval, I hope to find some solution of draining the meadow in case of another wet season. All the bridges that were built over the creek in 1910 and 1911 were washed away, and next season it will be necessary to construct new bridges.

## SESSIONAL PAPER No. 25

This spring it is my intention, subject to your approval, to erect a cottage for the men at winter quarters; also a new stable for the horses as the present accommodation is entirely inadequate.

## TELEPHONE LINE.

The telephone line installed during the year 1910 from the superintendent's residence to winter quarters and thence to Hardisty gate, has given very poor satisfaction this year. The telephones are of an old type and the wire used is altogether too light to stand the weather. It is very necessary that our 'phones should be in perfect working order at all times and I hope next year to be able to instal a proper system which can be depended upon.

## HORSES.

During the early spring and summer our horses were attacked by an epidemic of influenza and distemper which greatly crippled us in our work. We were unfortunate in losing two fine horses from this disease and two more work horses were put out of commission for the season's work. I am, however, pleased to report at the time of writing that all our horses are in a most healthy condition. With the addition of a few more work teams next spring our work will be accomplished much easier. Two of our work mares and one saddle mare had foals in the spring which, from all appearances, will turn out to be valuable stock. Owing to our cramped stable room last winter we were obliged to let the two work mares with the three colts and the two-year old colt winter out. They have come through the winter all right, but they are on the thin side. We have taken them in and are endeavouring to put them in shape for the season's work.

## BUFFALO.

I note from the last fiscal report that we had close in the neighbourhood of one thousand buffalo in the Park. With this year's increase of 208 and a loss of 21, I am pleased to report 1,188 head of living buffalo now in the park. This is the first actual count that has been secured of the buffalo for some years, and it is at least gratifying to know exactly the right number living. We met with excellent success in the round-up last fall. During the month of October we threw open the gates at winter quarters and over seven hundred head drifted in of their own accord, the balance we quietly and gradually worked in without the aid of any extra help. During the early winter we made several attempts to get a count on the bunch, but they became so vicious that we were obliged to give up for a time. I hope next year to be able to place a couple of riders in the big park to work among the animals continually and endeavour to get them used to horses and rounding up.

At the home park, at the Wainwright end, we were obliged to cut out about seventy-five head into the big park on account of the pasture becoming very thin. We managed to hold all the animals turned out close to the south fence of the home park where they were fed all winter and seemed quite contented with the change.

Owing to the very mild winter we did not do any feeding at winter quarters until after the first week in February. Previous to that time the animals preferred to pick on the prairie.

At the home park we were obliged to start feeding earlier on account of the pasture. I am pleased to report that all the animals came through the winter in splendid shape.

The moose are doing very well, except one female that became very thin in the early winter and had to receive special attention in feeding. However, I am pleased to say that she pulled through the winter all right and will soon be able to rustle for herself. There has been an increase of only one moose this year, but I am looking for a larger increase next year.

4 GEORGE V., A. 1914

The elk have done exceptionally well, with a natural increase of seven and a loss of one doe, which makes the herd at the present time twenty-four, all in a healthy, thriving condition.

The wild deer seem to be increasing although we have never been able to get a count of them. The riders report having seen several large fawns. I would estimate that there are at least sixty head now in the park.

#### ANTELOPE.

I am sorry to have to report very poor success in raising the antelope, there being no increase and, with a loss of six, there is a total of four left, all males. There seems to be something lacking in our pasture which is necessary for their sustenance, and this matter will have to be studied in order to make a success of raising these little animals.

The animals now in the park are:—

Buffalo, 1,188; increase, 208; decrease, 21; (received from Pablo, 7). Elk, 25; increase, 7; decrease, 1. Moose, 10; increase, 1; decrease, 2. Antelope, 4; increase, 0; decrease, 6. Deer (estimated), 60; increase, 10 (estimated).

I presume that you are no doubt aware that the moose and elk become very vicious at certain seasons of the year, and I would therefore suggest very strongly that they be fenced off by themselves adjacent to the home park where visitors will be able to see them without endangering their lives.

#### VISITORS.

The visitors this year total 2,796, according to the diary kept by the gate-keeper, which makes a substantial increase over last year and all previous years.

From a check of the hotel registers I find that twenty-one of the visitors are from various parts in England, six from Ireland and the balance all Canadian tourists. When the Grand Trunk Pacific Railway Company complete their transcontinental line, I expect there will be a great number of visitors from foreign lands.

A great number of the visitors that passed through the gates this year expressed their delight and surprise at seeing so many wild animals in their natural surroundings.

The feathered game are becoming very plentiful in the park and, especially during the open season, the park is infested with small game which appear to realize that they are fully protected and the country surrounding the park has already proved a mecca for sportsmen.

I am pleased to be able to report that there have been no infractions of the park regulations during the past year.

In conclusion, I wish to express my appreciation of the valuable support received from yourself and other officials in connection with the park in enabling me to carry out my work.

I have the honour to be, sir,  
Your obedient servant,

W. E. D. McTAGGART,  
*Superintendent Buffalo Park.*

#### ELK ISLAND PARK.

Elk Island Park is a small reservation for the preservation of wild animals, about three miles from Lamont, Alberta, one of the stations on the main line of the Canadian Northern railway. The park has an area of about sixteen square miles and is entirely surrounded by a woven wire fence, nine feet high. It was originally established for the protection of elk, but contains at present a number of other animals as well, including: 71 buffalo, 19 moose and about 60 mule deer.

## SESSIONAL PAPER No. 25

The tract is mostly wooded, the north end being very heavy, but the south end, which is fenced off for pasture for the buffalo and some moose, is more rolling and not so bushy; it can be driven all over by a team and vehicle, but the north end in places is almost inaccessible on horseback and this is where the wild deer and moose stay.

The brush is principally poplar, willow and balsam of gilead, with a small amount of spruce.

Island lake is situated about the centre to the west side and contains, by survey, one thousand and forty acres. It is quite deep, being in the centre about forty feet.

In it are fourteen islands, ten of which are wooded. A considerable sprinkling of spruce is on the wooded ones and gives them an added beauty.

A comfortable cottage is on the west side, nine and one-half miles from Lamont, for the use of the superintendent, also a neat little stable.

The bush is fairly alive with partridge and prairie chicken and all manner of water fowl inhabit the lake in summer: water animals, such as musk-rats and mink are very plentiful, and there are fish in the lake, but not in great numbers.

## No. 5.

## REPORT OF THE SUPERINTENDENT OF ELK ISLAND PARK.

ELK ISLAND PARK, March 31, 1913.

P. C. BARNARD-HERVEY.

Chief Superintendent Dominion Parks,  
Edmonton, Alta.

SIR,—I have the honour to submit herewith my third annual report.

The year has not been very favourable owing to heavy rains during the three summer months, which left the roads in very bad condition until late in the fall; rain also caused considerable trouble in haymaking, as the old hay sloughs were flooded and new ones had to be used, with the result that there is a good deal of old bottom in the hay.

In spite of the rain there was a decided increase in the number of visitors, in all 1,464. Quite a number of automobile parties came from Edmonton this year, some of whom found the park quite by accident; all expressed themselves delighted with the place and it is expected that an increased number of visitors will result from the publicity the Edmonton visitors will give the place; a number of campers are also expected.

I would suggest that roads inside the park be built before the rainy season begins. A good time for such work is in the spring, as soon as the frost is out of the ground.

I would suggest that some of the best islands be cleaned and made comfortable and attractive for visitors; the islands are all nicely wooded; but a good deal of under brush and nettles make it disagreeable.

The lake is a great drawing card for people living nearby for picnic and Sunday resort; also for people from the towns close by. Last summer a person from Lamont put a private launch on the lake which also provided a great drawing card.

## THE ANIMALS.

The animals are in good condition and increasing steadily, there being an increase of twelve buffalo calves and one young moose; the moose are mostly young animals, hence the small increase, but a good increase is expected in another year. As near

4 GEORGE V., A. 1914

as can be estimated there has been a fair increase in elk and deer in the large park, where they are wild. We had a loss this winter of one aged buffalo bull and one moose. I would suggest that when the old bulls are beaten out of the herd that they be shot when their coats are prime, otherwise they wander off by themselves and sometimes die and the fur is destroyed by coyotes before they are found, or else they die in the spring when their coats are no good.

I received instructions from your office to ship a pair of moose to Washington, D.C., but a male of the proper age could not be secured; a female was shipped accordingly.

Following is a list of the animals in the park at the present time:—

Buffalo. . . . .	71
Moose. . . . .	19
Elk (estimated). . . . .	40
Deer (estimated). . . . .	60

Thanking you for your support in carrying on my work.

I am, your obedient servant.

ARCH. COXFORD.

*Superintendent of Elk Island Park.*

## WATERTON LAKE PARK.

### GENERAL DESCRIPTIONS.

Waterton Lake Park is the smallest of the Canadian scenic reservations, comprising an area of 16 square miles. It is situated in southern Alberta and originally extended to the international boundary, but was reduced by the Forest Reserves and Parks Act of 1911 to a little less than one-third its former area. The chief feature is the chain of lakes which give their name to the park. These lakes are enlargements of the Waterton river, which flows north to join the Belly river. The upper lake extends for three miles into the United States. Its Canadian portion is broken by a rocky promontory from Sheep mountain, the most magnificent peak in the Wilson range, into two parts, seven and two and one-half miles long respectively. The lower and larger lake, of which only a small portion is now in the park, is entirely surrounded by bare, rugged mountains over 8,000 feet in height. From the north and west there flow into the lake three picturesque streams, Blakiston brook, Oil creek and Reservoir creek which 'tumble down through deeply-carved valleys to plunge in cascades over the harder strata or remain dammed up in cold blue, rock-walled lake'. The mountains show the picturesque formation characteristic of the Wilson range. On their western side they rise in steep, often precipitous cliffs from the foot-hills, with long gentle slopes to the west to correspond with the tilt of the strata. In many places the soft limestone and shale has been worn into strangely-shaped columns, spires and pinnacles and the alternate green of the sandstone and bright red of the shales makes a brilliant picture on a sunny day.

Although no true glaciers are found in this district many of the peaks bear great patches of perennial snow and ice which lend an Alpine charm to the landscape. The slopes of the older valleys are covered with pine, spruce, balsam and Douglas fir.

The main pass over the Divide is the South Kootenay or Boundary pass. This was the ancient pathway of the Indians on their annual hunting expeditions over the mountains and was used by them until about forty years ago. The summit of the pass has an elevation of 7,100 feet.

## SESSIONAL PAPER No. 25

Game of various kinds abounds. Black and white tailed deer, the Rocky Mountain or Bighorn sheep and black and grizzly bear are comparatively plentiful. The fishing is exceptionally good and forms one of the chief attractions for visitors. Several varieties of trout are found in the lakes and streams, some of which, manayoush, are very large, specimens of as high as 30 pounds having been taken in recent years. Pike and grayling are numerous.

The view from Black Bear mountain, one of the main peaks of the park, is said to be of unparalled magnificence. One of the Forestry officers thus describes it:—

‘On the east are seen Sofa and Sheep mountains of the Wilson range, scored with deep canyons; to the south, on either side of the Waterton lakes are the lofty summits of the Citadels and mount Cleveland, standing black and dismal before a background of snow and ice; northwesterly, three great conical peaks, conspicuous with their bared summits of slippery crimson shale, mount Blakiston, Anderson’s and Newman’s peak, tower over a myriad of lesser peaks and ridges. From the summit of any of these mountains the varying scenes of lakes, long, trough-like valleys, distant fields of snow and ice, or broad expanses of prairie are equally imposing.’

## No. 6.

## REPORT OF THE FOREST RANGER IN CHARGE OF WATERTON LAKE PARK.

WATERTON MILLS, ALBERTA, March 31, 1913.

The Chief Superintendent of Dominion Parks,  
Edmonton, Alta.

SIR,—I have the honour to submit this, my third annual report in matters pertaining to the Waterton Lake Park.

This park is, on the south, within about two miles of the United States Glacier National Park and can be easily reached from Macleod, Pincher or Cardston, Alberta. A United States forest ranger is stationed on the international line, on which a constant patrol is now established, a great assistance to our own rangers.

## ROADS AND BRIDGES.

The facilities now afforded by good roads will doubtless be an incentive to future tourists. The district has made many improvements and there is now a fine wagon road through the park to the base of the mountains to connect with a pack trail to the United States line. During the month of March a solid bridge was built on Pass creek; there is also one on Cameron creek from which a fine view of the falls can be had.

## VISITORS.

There was a marked increase in the number of visitors to the park during the past year, although the season was unfavourable on account of a great deal of rain and the immense crop which had to be attended to; there was also the ‘Stampede’ at Calgary. Among others who came here were the superintendent and supervisor of the





## SESSIONAL PAPER No. 25

Jasper Park, the latest of the Dominion Parks to be established, is situated in northern Alberta, along the lines of the new Grand Trunk Pacific through the Yellowhead pass. It comprises an area of 1,000 square miles—10 miles on each side of the railway from Parkgate to the pass. Although only a small part of it has been explored, the scenic attractions already discovered leave no room for doubt that it will be one of the most attractive of the Dominion Parks. It possesses innumerable snow-capped peaks, waterfalls, canyons and crystal lakes, and at Miette, 14 miles from Fiddle creek, some remarkable hot springs have been discovered, which seem likely to rank with the famous springs at Banff. These springs have a temperature of from 112° to 128° Fahrenheit, and possess valuable curative properties.

The main valley of the park is the Athabaska, along which the railway line runs. It is from one and one-half to three miles broad, and affords wonderful panoramic views of the ranges of snowy peaks, thrusting their rugged heads often above the clouds. The Athabaska river widens out in the park into two fine lakes, Brulé lake and Jasper lake. To the south of Brulé lake rises Folding mountain, a peculiarly shaped rocky mass with precipitous sides. A little to the west of the lake is Fiddle Creek townsite, near which the Grand Trunk Pacific plans to erect a fine hotel, the Chateau Miette, to cost one-half million dollars. One of the sights of this district will be the Fiddle Creek canyon, with sheer walls of rock over 200 feet high. From Fiddle creek a trail now leads to the hot springs, but it is intended in the near future to build a carriage road which, when completed, will be one of the finest scenic drives in the mountains.

Twenty-five miles west of Fiddle creek is Jasper townsite, the official headquarters of the park and the residence of the superintendent. The town has an ideal situation on the north bank of the Athabaska, and has been laid out on artistic lines which provide for future development in the way of parks, drives, business and residential sections.

Four miles from Jasper is Pyramid lake, a future resort for summer residents. The drive to this lake is a very beautiful one and affords magnificent views of the Athabaska valley and distant peaks. On the other side of the river are seen two little lakes lying together at the foot of the mountain, one of which is a lovely blue and the other a brilliant emerald. Pyramid mountain, so called from its shape, is one of the finest in the park, and is composed of vari-coloured rock and, when seen under bright sunshine reflected in the lake below, forms a picture one is not likely to forget.

One of the most beautiful spots accessible from the park though not within the present boundaries, is Maligne lake. This lake was discovered by Mrs. Schäffer in 1907, and bears the reputation of being the most beautiful lake in the Rockies. Its waters are of a wonderful clear blue colour and the composition of the pictures formed with the surrounding mountains is said to be unequalled.

Trails are fast being opened up to all these attractive places, and when once the hotels are ready for the tourist, Jasper Park will be one of the most delightful places in the Dominion for a holiday.

## ST. LAWRENCE ISLAND PARKS.

Among the Thousand Islands between Brockville and Gananoque, in Ontario, are a dozen islands, eleven of which the Government obtained by purchase from the Indians and one was conferred on the Government for public park purposes by gift of a private individual.

These islands have been improved and made suitable for recreation purposes for the public of the Dominion.

Nine pavilions have been erected on seven of the islands; tables and benches supplied; launch and skiff wharfs built, and outside stoves placed in convenient locations.

4 GEORGE V., A. 1914

These islands are now very much used in the summer for picnics and excursions, several hundred people at times congregating on some.

Caretakers attend to these small parks keeping them orderly and clean, and enforce the few necessary regulations for the protection of these public lands from acts of the thoughtless.

Most of the islands are thickly covered with small timber; oak, pine, hickory, birch, maple, cedar, balsam, poplar, chestnut and butternut predominating.

Underbrushing on most of the islands has been done during the past summer, but a great deal more is still necessary to render some of the islands easily accessible in all parts.

Action was taken against the depredations of the long-horned beetle, *elaphidion villosum*, which was boring into the branches of the oak trees on nearly every island and causing thousands of dead branches to strew the ground. These dead branches, containing the grubs, or larvae, were gathered and burnt and the evil was probably stayed in its incipiency.

Some of the wharfs were found to require extensive repairs and the following was the work done on them:—

*Beau Rivage Island.*—Totally new flooring laid, substituting pine timber for hemlock and putting in all new joists in launch wharf.

*Gordon, Georgina and Stovin Islands and Mallorytown Landing.*—Partially new flooring in launch wharfs and skiff landings.

In addition to the above improvements there were numerous small renewals and repairs and painting done.



Great Glacier from Glacier Station.






Photo G. R. Clark.

The "Switch back" in Yoho Drive, 6 1/2 miles from Field, Yoho Park.  
25-1914 -v-61.





Moraine Lake, Valley of the Ten Peaks, near Laggan.



Lake Minnewanka, eight miles from Banff, Rocky Mountains Park.







In Elk Island Park.




In Elk Island Park.





Moose in Buffalo Park.

Photo by J. H. Gano



Moose in Buffalo Park, Wainwright, Alta.

Photo by J. H. Gano.





Upper Waterton Lake.



In Waterton Lake Park.





Antelope in Buffalo Park.



Deer in Buffalo Park.

Photo by F. W. Bell.







Feeding the Buffalo in winter, Buffalo Park.



Elk in Buffalo Park, Wainwright, Alta.

Photo by F. W. Bell.





Arch Erected for Visit of Their Royal Highnesses the Duke and Duchess of Connaught and Princess Patricia, to Banff, 1912.



Cave Avenue, Banff. Mt. Rundle in distance.






Winter in the Rocky Mountains Park. Snow Mushrooms.



Anemones in the snow, April 20, 1912, on Tunnel Mt., Rocky Mountains Park.





Animal cages, Banff Zoo.



Mountain Lion in Banff Zoo.







Wild Deer near Banff.



Wild Deer in Game Warden's Garden, Banff.





Photo by B. W. Mitchell  
Mt. Pyramid and Pyramid Lake, Jasper Park.





Photo by Byron Harmon  
Climbing Mt. Habel.





Vermilion Lake and Mt. Rundle, Rocky Mountains Park.



Mount Robson, Evening, from the Valley of the Fraser.





Annual Indian Sports Day at Banff.



Bathing Bay at Peau Rivage Island, St. Lawrence Islands Park.







Yellowhead Pass from Pyramid Lake, Jasper Park.

Photo. B. W. Mitchell.



On the Way to the Nakimu Caves, Glacier Park.





Cutting the New Automobile Road through Rocky Mountains Park.




Bears hunting for food near Banff.





Club House at Banff Golf Links.



Fresh and Hot Sulphur Water Swimming Pools at Banff Springs Hotel.





Evening on Pyramid Lake, Jasper Park. Mt. Geikie in Distance. Photo by B. W. Mitchell.



From Hardisty to Geikie - Athabasca Valley from Pyramid Hill, Jasper Park. Photo by B. W. Mitchell.








In Buffalo Park, Wainwright, Alta.





Buffalo in Banff Park, Alberta.






Reflection of Mt. Rundle in Vermilion Lakes, Caniff.

Photo by John Woodruff.





Spiral Drive on Tunnel Mountain, Calif.








Glacier flowing into Berg Lake, Mt. Robson district.





Getting ready for the trail at Glacier, B. C.






Photo by Harmon.

Ice Cave, Yoho Glacier, Yoho Park.






Fiddle Creek Canyon, Jasper Park.







The Giant Stairway, Paradise Valley, Rocky Mountains Park.





Road to Emerald Lake, Yoho Park.






Grade Reduction near Field, B. C.





Maligne Lake.



Natural Bridge near Field, B. C., Yoho Park.









Sundance Canyon, near Banff.




Climbing in the Canadian Rockies. A difficult piece of rock work.





Rocky Mountain Coats in captivity. Paul.





Ice Chevasse on Robson Glacier.




Waterfall in winter, Jasper Park.





Stove at Premie Island, near Buckville, St. Lawrence Islands Park.



Lake trout weighing 26 pounds, caught in Lake Munewanka, Rocky Mountains Park.





Photo A, J

Moose in Elk Island Park.







Curling Rink, Banff.



Toboggan Slide at Banff.









