

MUSIC - UNIVERSITY OF TORONTO



3 1761 05805 977 5

M 72

74

100 1/2

or 1/2

C 40

*Fine Binding*

THE CARSWELL COMPANY LIMITED





Digitized by the Internet Archive  
in 2007 with funding from  
Microsoft Corporation





29680

AUGENER'S EDITION, No. 9190.

520

# THE ORCHESTRA.


VOLUME II.

*ORCHESTRAL COMBINATION.*

BY

EBENEZER PROUT,

*B.A. London, Hon. Mus.Doc. Trin. Coll. Dublin and Edinburgh,  
Professor of Music in the University of Dublin.*



LONDON:

AUGENER & CO.

377  
12. 10. 45.

[ENTERED AT STATIONERS' HALL.]

COPYRIGHT FOR ALL COUNTRIES.]

[RIGHTS OF TRANSLATION RESERVED.

[COPYRIGHT 1899, BY AUGENER & CO.]

*Nordheimer*

MT  
70  
P77  
v.2



## PREFACE.



WITH the present volume the subject of Instrumentation is completed. After what was said in the preface to the first volume of this work, no lengthy remarks will be needful here.

The first thing to be said is, that here, more than in any other volume of this series, it has been necessary to teach by example. It will be seen, therefore, that the quotations from orchestral scores occupy a far larger portion of the space than the letter-press. Merely to talk about combinations of instruments, without giving actual illustrations, would have been absolutely useless to the student. As in the preceding volume, the passages selected have been taken from works of the most varied style, and of different periods, from the time of Haydn down to the present day. With the exception of two passages by Bach and Handel in Chapter VII., illustrating the employment of the organ, no examples have been quoted anterior to Haydn ; for it is with this composer that the modern science of orchestration may be said to begin. Though a few well-known extracts will be found among the-illustrations, special effort has been made to avoid, as far as possible, hackneyed quotations, and the author believes that the very large majority of the examples given will be new to the greater number of his readers.

With a view of systematizing the teaching as far as possible, the stringed orchestra is first dealt with ; this subject is comparatively so simple that its treatment presented but little difficulty. In the following chapter, the management of the wind instruments—a much more complicated subject—is spoken of. To do anything like justice to this question, a large number of illustrations were absolutely necessary.

Students are so apt to imagine that, in order to produce any adequate results, it is necessary to use a large number of instruments, that it was thought advisable to give a chapter on the treatment of the 'small orchestra,' in order to show how much

was possible with this alone. It is hoped that the many charming, and mostly unfamiliar passages quoted in this chapter may lead the young musician to see the beauty of moderation in the use of his resources.

The two following chapters, on 'Balance of Tone,' and 'Contrast and Colour,' were at the same time the most difficult, and the most fascinating to write, of the whole volume. There is no mistake which beginners are so prone to make as that of balancing their parts badly, especially in a *tutti*; at the same time, there is no part of orchestral writing in which practical experience is more necessary. The chapter devoted to this subject is therefore one of the longest in the volume. Yet the author does not flatter himself that he has dealt with it adequately; nothing beyond the most general principles could be laid down. Only careful analysis by the student of the examples quoted can give the necessary guidance in this most important matter.

Hardly less is the case with the chapter on 'Contrast and Colour.' The latter, especially, is so essentially a question of personal feeling and taste on the part of the composer, that all that has been possible has been to endeavour to stimulate his imagination, by setting before him a large number of models of the most varied kinds, showing him some of the innumerable possibilities of the modern orchestra.

The chapter on 'The Combination of the Organ with the Orchestra' deals with a subject on which, so far as the author is aware, very little has been written. It is hoped that the numerous examples quoted will be found of assistance to the student. In the following chapter, the important question of 'Orchestral Accompaniment' is dealt with as fully as space allowed.

The arrangement of music for the orchestra is a matter which offers considerable difficulty to most students, owing to the large amount of textual alteration which is often necessary. In order to teach this, the author has thought it best, first to take a few representative pianoforte passages, and to score them for orchestra, explaining as fully as he could the reasons why a particular course has been adopted; and then to give some passages for the piano which eminent composers have themselves scored. Here, again, it has been impossible to lay down rules applicable in all cases. A short chapter follows, in which some hints are given as to scoring for incomplete orchestras.

It was the author's original intention to treat the subject of Chamber Music, to which the final chapter is devoted, at much

greater length than has been found possible within the limits of this volume, and, as in other parts of the work, to give copious examples. The exigencies of space absolutely forbade this; and nothing more than general principles have been given, which may, it is thought, be found serviceable. Here, as in the rest of this volume, the student must supplement what is wanting by careful examination of the works of the great masters.

Nobody can be more conscious than the author of the shortcomings of the present treatise. The subject is so vast, and so impossible to exhaust, that he feels keenly how much remains to be said. Happily it is possible for the student to supplement for himself the instructions here given. Orchestration cannot possibly be learned solely from books on the subject; long and careful study of scores, and the hearing of orchestral music, are absolutely necessary adjuncts. But the present work will at least serve to guide the learner as to the direction which his own studies should take; the rest he must do for himself.

As in the first volume, the author would again acknowledge his obligations to his predecessors in the same field. He has, as before, found much assistance from M. Gevaert's treatise, so often referred to, and he has also taken some valuable hints, especially for the final chapter, from the fourth volume of Marx's 'Composition'—the only work he has met with which deals with the subject of Chamber Music.

Once again, the author has to thank his friends Professor Mahaffy and Dr. C. W. Pearce for their kind assistance in correcting the proof-sheets, and his pupil, Mr. J. Spawforth, for the preparation of the analytical index.

> It is with great thankfulness that the author completes with this volume the series of theoretical works which for the last eleven years have occupied so much of his time and thoughts. Many of his happiest hours have been spent in the writing of these volumes; and the reception they have met with, both in this country and abroad, has proved to him that he has not laboured in vain, nor spent his strength for naught. The benefit that he has reason to believe that students have derived from the series has more than repaid him for all the labour spent in its preparation.

*London: February, 1899.*



## TABLE OF CONTENTS.

[N.B.—The numbers refer in every instance to the sections, not to the pages.]

### CHAPTER I.—INTRODUCTION ... .. page 1

Object of the present volume, 1—Technique and combination overlap, 2—Strings and wind separately, 3—The small and the full orchestra, 4—Balance of tone, 5—Contrast and colour, 6—The accompanying orchestra; arrangements, 7—Incomplete orchestras, 8—Chamber music, 9—A warning to the student, 10.

### CHAPTER II.—THE STRINGED ORCHESTRA ... .. page 4

Works written for strings alone, 11—Contrast, how obtained, 12—The usual arrangement of the strings; crossing of the parts, 13—Position of the harmony; example by Auber, 14—Ditto, by Spohr, 15—Contrasted rhythms; example by Schubert, 16—The double-basses silent; example by Haydn, 17—Changing the relative position of the strings, 18—An extended passage divided between the strings; example by Nicolai, 19—The melody given to the cello, 20—The *pizzicato*; example by Delibes, 21—Two-part harmony, 22, 23—Unison passages, 24—The actual unison; example by Meyerbeer, 25—The voice accompanied only by violas and cello; example by Weber, 26—Five-part harmony for strings, 27—Rarer combinations; example by Schumann, 28—Ditto, by Schubert, 29—Employment of a solo quartet of strings; example by Gounod, 30—Imitation of a guitar by the strings; example by Berlioz, 31—Very full harmony for strings; example by Gounod, 32—Ditto, by Grieg, 33—Effect of different keys on the strings, 34.

### CHAPTER III.—THE TREATMENT OF WIND INSTRUMENTS ... page 22

The infinite variety of possible combinations, 35—Two methods of treating wind instruments, 36—Accompaniment of a solo instrument; example by Mendelssohn, 37—Ditto, by Spohr, 38, 39—Ditto, by Beethoven, 40—A flute solo accompanied by brass, *piano*, 41—Four solo wind instruments; example by Cherubini, 42—Ditto, by Auber, 43—Departure from the usual order, 44—Homogeneous tone, how obtainable, 45—Passages divided between different wind instruments; example by Hérold, 46—Ditto, by Meyerbeer, 47—The doubling of instruments in unison, 48, 49—Its judicious employment; example by Weber, 50—Ditto, by Tschaiikowsky, 51—Doubling in octaves, 52, 53—Arpeggios on the chalumeau of the clarinet; example by Weber, 54—A *tutti* for wind instruments by Cherubini, 55—Contrapuntal treatment of the wind, 56—A *tutti* for wind, *piano*, by

Spohr, 57—Individualizing the instruments; example by Méhul, 58—  
 Alternation of groups; example by Mozart, 59—Ditto, by Schubert, 60—  
 Ditto, by Haydn, 61—Voices accompanied by wind; example by Verdi,  
 62—Doublings of instruments; example by Schubert, 63—An effective  
*tutti* by Auber, 64—A solo accompanied by brass and drums, *pianissimo*,  
 65—Employment of less usual instruments; examples by Wagner, 66, 67,  
 —Impossibility of laying down fixed rules, 68.

---

CHAPTER IV.—THE SMALL ORCHESTRA ... .. page 55

The "small orchestra" defined, 69—Frequency of its employment, 70—An  
 important general principle, 71—Exception, 72—The horns belong to two  
 groups of instruments, 73—Illustrations referred to, 74—Strings doubled  
 by wind; example by Auber, 75—Example by Beethoven, 76—Ditto, by  
 Mozart; holding notes for wind, 77—More independent parts for wind;  
 example by Boieldieu, 78—An effect with very few instruments, by Men-  
 delssohn, 79—Melody on the violins accompanied by wind; example by  
 Bennett, 80—More importance given to the wind; example by Rossini,  
 81—Suppression of all acute instruments; example by Prout, 82—Ditto,  
 by Mackenzie, 83—Sparkling combination, by Rossini, 84—An example  
 by Schumann, 85—Treatment of passing notes; example by Haydn, 86—  
 Two-part harmony for wind and strings; example by Brahms, 87—Ditto,  
 by Raff, 88—The *crescendo*, two methods of treating it; example by Beet-  
 hoven, 89—Ditto, by Cherubini, 90—The *diminuendo*; example by  
 Spohr, 91—Models for the student, 92.

---

CHAPTER V.—BALANCE OF TONE ... .. page 81

Difficulty of the subject, 93—Balance with the strings, 94—Enlarged meaning  
 of the term, 95—Illustrations, 96, 97—Varying strength of the wind in-  
 struments, 98—Four-part chords for solo wind instruments, 99—Ditto, for  
*pairs* of instruments, 100, 101—The combination of the horns with the  
 wood-wind, 102—Balance of tone in the "small orchestra"; relative  
 strength of strings and wind varies according to size of orchestra, 103—  
 The accompaniment of solo passages for wind instruments, 104—A solo in  
 the middle of the harmony; example by Mendelssohn, 105—A melody in  
 the tenor given to a combination of instruments, 106—Different treatment  
 of a melody according to its position in the score; examples by Mendels-  
 sohn, 107—Polyphonic writing for the orchestra, 108—Balance in the  
 small orchestra; example by Gade, analyzed, 109—111—Importance of  
 attention to small details, 112—A miscalculated effect by Beethoven, 113  
 —Wagner's suggested emendation, 114—The wind balanced against the  
 strings; example by Brahms, 115—The wood against the full orchestra;  
 example by Boieldieu, analyzed, 116—Treatment of the brass, 117, 118—  
 Reeds and brass alone; example by Rossini, analyzed, 119—Incorrect  
 treatment of the drums, 120—The employment of the brass by the older  
 composers, 121—Limitations of the "natural" brass instruments; example  
 by Beethoven, 122—Which notes of a chord to reinforce, 123—A badly-  
 scored passage by Schubert, 124—How to lay out a *tutti* for full orchestra;  
 the strings, 125—Position of the brass, 126—Comparative unimportance of  
 the wood in *tutti* passages, 127—Example for full orchestra by Beethoven,  
 128—Ditto, by Mendelssohn, 129, 130—Ditto, by Rheinberger, 131—  
 Minute examination of scores needful, 132—The middle harmony not to  
 be too thin, 133—Nor too thick, 134—Special importance of clearness,  
 135.

## CHAPTER VI.—CONTRAST AND COLOUR ... .. page 114

The difficulty of teaching these subjects, 136—Contrast and colour with the older composers, 137—Various ways of obtaining contrast, 138—Contrasts with strings alone, 139—The two kinds of contrast, 140—How often changes of colour should be made, 141—Where they should be made, 142–144—An important exception, 145—Example by Beethoven, 146—Ditto, by Auber, 147—Contrasted groups of instruments; example by Haydn, 148—Ditto, by Cherubini, 149—Ditto, by Nicolai, 150, 151—Ditto, by Rossini, 152, 153—Contrasts between the various wind instruments; example by Haydn, 154—Ditto, by Schubert, 155, 156—Ditto, by Raff, 157—Ditto, by Auber, 158–160—Ditto, by Wagner, 161—Ditto, by Tschaiikowsky, 162—*Colour*, defined, 163—Colour produced by single holding notes; example by Auber, 164—Ditto, by Verdi, 165—Brilliant colouring; example by Meyerbeer, 166—Sombre colouring; example by Wagner, 167—Ditto, by Verdi, 168—Varied colouring; example by Weber, 169—Religious colouring; example by Mozart, 170—Ditto, by Spontini, 171—Picturesque colouring, by Auber, 172—Special colouring by judicious use of percussion instruments; example by Spohr, 174—Ditto, by Verdi, 175—Ditto, by Saint-Saëns, 176—Unusual combinations of instruments; example by Wagner, 177—Ditto, by Tschaiikowsky, 178–181—Ditto, by Prout, 182—Advice to the student, 183.

---

## CHAPTER VII.—THE COMBINATION OF THE ORGAN WITH THE ORCHESTRA ... .. page 161

Berlioz on the use of the organ with the orchestra, 185—Probable explanation of his views, 186—Bach's treatment of the organ as an *obbligato* instrument; example, 187—Example by Handel; the best quality of organ-tone in combination, 188, 189—Handel's organ Concertos, 190—Example of combination by Haydn, 191—Ditto, by Mozart, 192, 193—The organ with brass instruments and harp; example by Mendelssohn, 194—Modern organ Concertos; examples by Rheinberger, 195, 196—Ditto, by Guil-mant, 197, 198—Ditto, by Prout, 199–203—Indications of registering, 204—Use of the organ in opera, 205—Employment of the HARMONIUM, 206.

---

## CHAPTER VIII.—ORCHESTRAL ACCOMPANIMENT ... .. page 184

The orchestra in a subordinate position, 207—The treatment of concertos, 208—The accompaniment of the solo instrument, 209—Why chiefly for strings, 210, 211—Concertos for the piano, 212—How they differ from concertos for stringed or wind instruments, 213—The piano alternating with the orchestra; example by Beethoven, 214—Ditto, by Grieg, 215—A melody for piano accompanied by strings; example by Mozart, 216—A light *pizzicato* accompaniment, 217—The piano accompanied by wind; example by Goetz, 218—The piano accompanying the orchestra, 219—Melodies in both piano and orchestra, 220—A novel combination by Liszt, 221—Concertos for a stringed instrument, 222—Examples from Beethoven's violin concerto, 223, 224—Employment of the fourth string; example by Spohr, 225—A sustained melody for the solo violin with contrapuntal accompaniment; example by Mendelssohn, 226—Double-stopping for the soloist; example by Bruch, 227—Contrast between solo and accompaniment, 228—Concertos for other stringed instruments, 229—Ditto, for more than one stringed instrument, 230—Concertos for wind instruments, 231—The accompaniment of vocal music, 232—The treatment of recitative, 233—Necessity of a light accompaniment, 234—Recitative with interludes, 235—Example by Mendelssohn, 236—Recitative accompanied

by wind instruments, 237—Solo music accompanied by strings only, 238, 239—Contrasted accompaniments; example by Cherubini, 240—Charming effect by Boieldieu, 241—The voice subordinate to the orchestra; example by Schubert, 242—An *obligato* instrument accompanying the voice; example by Spohr, 243—The voice accompanied by wind only; example by Rossini, 244—Accompaniments for the brass, 245—The voice accompanied by the full orchestra; example by Verdi, 246—Other instances referred to, 247—The accompaniment of choral music, 248—Balance of chorus and orchestra, 248 (*note*)—The orchestra mostly employed in masses and groups, 249—Treatment of dissonant notes, 250—A *pianissimo* accompaniment; example by Mozart, 251—The accompaniment of fugue, 252, 253—Choral unison accompanied by orchestra; example by Mendelssohn, 254—The rare converse case; example by Weber, 255—Employment of the organ in sacred music, 256—Chorus accompanied by full orchestra, *piano*; example by Rossini, 257—Importance of discretion in the accompaniments, 258.

---

CHAPTER IX.—ARRANGING FOR THE ORCHESTRA ... .. page 235

Arrangements sometimes necessary, 259—The most common mistake made by beginners, 260—A passage by Dussek, arranged, 261—Many different ways of arranging possible, 262—Modification of pianoforte passages often necessary; the treatment of arpeggios, 263—Example by Beethoven scored, 264—The introduction of new matter, 265—Treatment of the *tremolo*; example by Schubert, 266—Sombre colouring, 267—A difficult passage to arrange, 268—A passage by Schubert, scored and analyzed, 269, 270—Alternative methods of scoring the same passage, 271, 272—Arrangements in which the voice part is given to the orchestra; transposing, 273—Beethoven's scoring of the Funeral March in his Op. 26, 274, 275—Grieg's arrangement for strings of his Suite, 'Aus Holberg's Zeit,' 276—Berlioz's arrangement of Weber's 'Invitation à la Valse,' 277—The difficulty of this branch of orchestration, 278.

---

CHAPTER X.—SCORING FOR INCOMPLETE ORCHESTRAS ... .. page 260

Special arrangement necessary for an incomplete orchestra, 279—Varying degrees of incompleteness, 280—Orchestras with no wind instruments, 281—Ditto, with only a few wind instruments, 282—Nearly complete orchestras, 283—Replacing missing instruments, 284, 285—Replacing the second pair of horns, 286—Selection of suitable music, 287—Original composition for an incomplete orchestra; the points to consider, 288—Scarcity of examples by the great composers, 289—An orchestra without violas, 290—Treatment of the wood; examples by Mozart, 291, 292—An orchestra with 'solo wind'; example by Mozart, 293—Management of the brass, 294—Wagner's 'Siegfried-Idyll,' 295–298—Special difficulty of writing for an incomplete orchestra, 299.

---

CHAPTER XI.—CHAMBER MUSIC ... .. page 270

Chamber music defined, 301, 302—The forms employed in chamber music, 303, 304—The smaller forms, 305—Different treatment of the instruments in orchestral and chamber music, 306—Chamber music should not be orchestral in character, 307—Chamber music to be conceived at first for the instruments employed, 308—Chamber music for strings alone; the



quartett, 309—Contrapuntal treatment of the instruments, 310—Obtaining contrast, 311—Necessity of finished detail, 312—Thematic development, 313—The string quintett, 314—True five-part writing seldom long continued, 315—String sextetts and octetts, 316—Spohr's double quartetts, 317—String trios, 318—string duos, 319—Chamber music for wind instruments alone, 320—The best number to employ, 321—Predominance of oboe tone in Mozart's works, 322—The best combinations to use, 323—The form, 324—Strings and wind combined, 325—Chamber music with piano ; sonatas with violin, 326—Passage-work, 327—Piano and violoncello, 328—Technical requirements higher than in orchestral music, 329—Piano trios, quartetts, and quintetts, 330—The models to study, 331—Piano and wind instruments, 332—Different treatment of strings and wind, when combined with the piano, 333—The quintetts of Mozart and Beethoven compared, 334—The piano combined with strings and wind, 335, 336—The impossibility of laying down more than general rules, 337—Conclusion, 338.



# THE ORCHESTRA.

---

## PART II.—ORCHESTRAL COMBINATION.

---

### CHAPTER I.

#### INTRODUCTION.

1. In the preceding volume of this work the nature and capabilities of all the instruments employed in the modern orchestra were treated of, and it was said, in concluding this part of the subject, that much still remained to be taught. To refer once more to the analogy of painting, frequently mentioned in the first volume, it may be said that the student who knows no more than he has learned from that volume is in much the same condition as a young artist would be, who had provided himself with a large box of colours, and who knew the exact shade of each colour separately, but who had only very vague notions as to how they should be mixed. It is the proper method of mixing his orchestral colours which it is the object of the present volume to teach—so far at least, as it is possible to teach it from a book. But the difficulties in the way of imparting this knowledge are far greater than those hitherto met with. For, while it is possible to give very definite rules as to what is practicable or impracticable on any instrument, the combinations of the different instruments with one another are absolutely inexhaustible; and so much depends on the individual feeling and taste of the composer, that the utmost that can be done is, to lay down some general principles for his guidance, and to illustrate these, and at the same time to stimulate his imagination, by placing before him numerous examples from the works of the great masters of orchestration.

2. To a certain extent, the two parts into which we have divided the present work—Technique and Combination—may be said to overlap one another. In the illustrations that we gave in the preceding volume, numerous examples of combination were seen, and some of these were explained and commented upon in the text. We now propose to enter more systematically into the discussion of various matters hitherto only incidentally touched upon, as well as of others which have been hardly, if at all, mentioned.

3. The student already knows that the instruments of the orchestra are of three kinds—strings, wind, and percussion; and, in order to simplify his studies, we shall deal with these separately, before treating of the orchestra as a whole. The percussion instruments, however, will not require separate treatment, as they are very rarely used by themselves for more than a few notes.\* But both the strings and the wind are frequently employed alone; and we shall first examine the works of the great composers, and try to deduce from their practice some general hints for the guidance of the student.

4. Having considered the treatment of strings and wind separately, we shall next show how to combine them. Here, again, our subject divides into two parts—the small orchestra and the full orchestra. By the former, of which we shall first speak, is meant an orchestra without percussion instruments, and with no brass excepting horns. Many very fine works exist for the small orchestra,—it will suffice to refer to Mozart's immortal symphony in G minor as showing how much effect can be produced, even from the point of view of the orchestration, with limited means. The slow movement of Beethoven's symphony in D, the *allegretto* of his symphony in F, and the first two movements of his Pastoral symphony, afford other illustrations of the same point.

5. When we reach the full orchestra, a most important question will present itself—that of the balance of tone. There is, perhaps, hardly any matter in connection with instrumentation in which the beginner is more likely to go astray, and there are few, unfortunately, concerning which it is more difficult to lay down more than very general rules. A somewhat detailed examination of passages by the great masters will be necessary; but this alone will not suffice. Practical experience, and learning by the failures of his early attempts, will be almost a necessity for the student here.

6. No less important than balance of tone are the subjects which will next engage our attention—Contrast and Colour. Here, again, are matters on which explicit directions, or hard and fast rules, are impossible. We can only teach by examples; the student's natural ability and feeling must do the rest. A chapter on the combination of the organ with the orchestra will conclude this part of our subject.

7. After having dealt with the orchestra as an independent body, we shall treat of its employment for the purpose of accompaniment, both of solos (whether instrumental or vocal) and of choral music. We shall then speak of the arrangement for the orchestra of music originally written for the piano or organ. This is a matter in which an inexperienced student often makes grave

\* As, for instance, in Exs. 193, 195, 196, and 200 of the first volume of this work.

mistakes ; happily, it is easier here than in some other parts of this volume to lay down definite principles for his guidance.

8. In many places, especially in provincial theatres, small and incomplete orchestras are to be found. It will probably be useful to give a few hints as to scoring for such combinations as are likely to be met with. A chapter will therefore be devoted to this subject, though it will obviously be impossible to deal with half the cases likely to be found. At the most, only a few guiding principles can possibly be given.

9. With the view of making this work as complete as possible, a chapter will be added on the scoring of chamber music. Properly speaking, this scarcely belongs to "orchestration" in the strict sense of the term ; but in no other volume of the series could the subject be suitably treated, as the technique of the instruments had not been previously explained.

10. Before proceeding further, the author would earnestly warn students against expecting too much from the present book. It has been already said that on many points nothing beyond the most general principles can be given ; and under no circumstances can orchestration be learned simply from a book. The student is likely to derive far more benefit from a careful analysis of the examples here given from the great masters than from the most assiduous study of the text.

## CHAPTER II.

## THE STRINGED ORCHESTRA.

11. We said in the preceding volume that the stringed instruments were the groundwork of the modern orchestra ; and in §§ 55-57 the reasons were given why this must necessarily be the case. Formerly many works were composed for stringed instruments alone ; we need only name Handel's 'Twelve Grand Concertos' and the 'Concerti Grossi' of Corelli as examples. At the present time comparatively little is written for the stringed orchestra, though Grimm, Volkmann, Wüerst, and others have composed Suites for strings alone. It is nevertheless so important that the student should know how to write well for strings, that we must enter at some length into the subject before speaking of the orchestra as a whole.

12. Owing to the general similarity in the quality of tone of stringed instruments, far less variety of colour is possible, in writing for them alone, than when they are combined or alternated with wind instruments. True, there is a perceptible difference between the tone of the violin and of the viola, and still more between that of the violin and of the upper register of the violoncello ; but the difference is far less than that existing between any stringed instrument and, let us say, a clarinet or a horn. When, therefore, contrast is required from the strings, it is sought for by variety of rhythm, and by other devices which will be shown in our examples.

13. As a general rule (though, as we shall see presently, there are numerous exceptions), music for the strings is written in four parts, the lowest part—that of the violoncellos—being doubled in the octave below by the double-basses. While in most cases the melody is given to the first violins, the alto part of the harmony to the second violins, the tenor to the violas, and the bass to the celli, with or without the double-bass, crossing of the parts is much more freely used than in vocal writing. In general the student may cross his parts whenever he finds it convenient to do so for the sake of the purity of his part-writing. But there is one limitation to this general permission. Owing to the penetrating and incisive tone of the upper notes of the violoncello, that instrument should not be written above the viola or violins, except for a special melodic effect. (See Vol. I., Ex. 42.) The crossing

of which we are now speaking refers chiefly to the three upper string parts.

14. The first question to be considered is the *position* of the harmony. Here the general rules for vocal part-writing apply, though exceptions, not only to this, but probably to every other rule we shall give in this volume, are to be found in the works of the great composers. It must not be forgotten that we do not profess to do more than to lay down general principles, the application of which may be subject to many modifications. It is mostly not good to have too wide an interval between two adjacent parts, especially between the two upper or the two middle parts. The following passage shows a good distribution of the strings.

Ex. 1. *Allegro.* AUBER: 'Le Maçon.'

Viol. 1. *pp*

Viol. 2. *pp*

Viola. *pp*

Cello. *Vc.*

Basso. *C.B. pp*

Observe here how the low G of the double-bass is reinforced in the upper octave by the violoncello on the first crotchet of each bar.

15. Our next example shows some wider intervals between the parts.

Ex. 2. *Vivace.* SPOHR: 2nd Symphony.

Viol. 1<sup>o</sup>

Viol. 2<sup>do</sup>

Viola.

Cello.  
Basso.

*ppp* *fz* *fz*

*ppp*

*ppp*

Vc.  
C.B.

*fz* *fz* *fz*

*unis.*

The chief point to notice here is, that from the fourth bar onwards the violoncellos replace the violas, because the counterpoint which the composer here requires goes below the compass of the latter instrument. The wide intervals—nearly two octaves in bar 5—between the cello and the double-bass do not here produce a bad effect, because the double-bass has a sustained pedal note. A moving bass part not doubled in the octave above would have been less good.



16. It was said above (§ 12), that contrast in writing for strings was mostly obtained by variety of rhythms. Our next quotation will illustrate this point.

Ex. 3.  
*Andante. con sord.* SCHUBERT: 'Alfonso und Estrella.'

Viol. 1. *pp*

Viol. 2. *pp* *con sord.*

Viola. *pp*

ALFONSO. Wenn ich dich Hol-de se - he, so glaub'ich kein-en Schmerz, schon

Cello. *pp*

Basso. *pizz. pp*

Here three kinds of contrast are seen—that of the moving semi-quavers of the violas with the sustained harmony of the violins and cello, that of the violins *con sordini* as against the other strings without mutes, and the pizzicato of the double basses against the *arco* of the other strings. The separation of the double basses from the violoncellos is far more common, and more effective in a *piano*, as here, than in a *forte*.

\* 17. Frequently, especially in quiet passages, the double-basses are silent, and the bass is given to the violoncellos alone. The commencement of one of Haydn's least-known symphonies furnishes a good example of this.

Ex. 4.  
*Vivace.* HAYDN: Symphony in G, No. 51.

Viol. 1. *f*

Viol. 2. *f*

Viola. *f*

Cello. *f*

C. Basso. *f*

The first chord here is also played by the wind instruments—flute, oboes, bassoons, and horns—which it is needless to quote. Note the position of the first chord, as illustrating what was said in § 14.

18. Occasionally, for a special effect, the usual distribution of the string parts (§ 13) is changed.

GLUCK : 'Iphigénie en Aulide.'

**Ex. 5.**  
*Andante.*

Here the bass of the harmony is given to the first violins, doubled in the first two bars by the violas, while the second violins have the top part. Observe also, as bearing on the important question of balance of tone, with which we shall deal later, that at the third bar the violas are reinforced by the first bassoon, in order to bring the middle part of the harmony into due prominence.

19. If the composer wishes to write a passage—whether scale, arpeggio, or other melodic design—which exceeds the compass of

one instrument, and has to be, so to speak, "handed along" from one to another, it is best, in order to secure a smooth connection, to let the newly entering part begin *on, and not after*, the last note of the preceding instrument. A good example of this will be seen in the Scherzo of Mendelssohn's 'Midsummer Night's Dream' music, just before the return of the first subject, where a chromatic scale of four octaves is divided between the strings. We give a less familiar illustration of the same procedure.

Ex. 6. *Allegro moderato.* NICOLAI: 'Die lustigen Weiber von Windsor.'

Oboi.

Clarinetti in A.

Fagotti.

Timpani in A, E.

Viol. 1<sup>o</sup>

Viol. 2<sup>do</sup>

Viola.

Cell. *f p*

20. Our next illustration shows the melody given to the violoncelli, and accompanied by repeated notes, given alternately to the double-basses and the three upper string parts.

Ex. 7. *Allegro agitato.* SCHUBERT: 'Alfonso und Estrella.'

Viol. 1, 2.

Viola.

Cello.

Basso.

Musical score for strings, showing Violin I, Violin II, Viola, and Cello/Bass parts. The score includes a bracketed section for the lower strings and a '&c.' marking.

21. In speaking of the pizzicato in our preceding volume (§ 87), the student was warned against writing too rapid passages to be played in this manner. The following extract shows not only a most effective use of the pizzicato, but gives approximately the limit of rapidity advisable.

Ex. 8. *Allegretto.* DELIBES: 'Sylvia.'

Viol. 1<sup>o</sup> pizz.  $\rho$

Viol. 2<sup>do</sup> pizz.  $\rho$

Viola. pizz.  $\rho$

Cello. pizz.  $\rho$

Basso. pizz.  $\rho$

Musical score for strings, showing Violin I, Violin II, Viola, Cello, and Bass parts. The score includes a piano ( $\rho$ ) dynamic marking and a '&c.' marking. The lower strings (Viola, Cello, Bass) have a  $\rho$  marking and a  $\rho$  marking.

This passage is instructive in more than one respect. Note first the disposition of the harmony, with the occasional crossing, for a single chord, of the violas and the violoncellos. Observe, also, particularly how careful the composer has been in writing his double-stops and chords. All are perfectly easy, and can be played either in the first or third position.

22. Though the strings are mostly written in four-part harmony, we often find passages in which, for the sake of variety or contrast, fewer than four parts are employed. We have seen one instance of this in Ex. 5, and many others may easily be found. Sometimes the harmony is in only two parts, as in the opening of the finale of Mozart's so-called 'Parisian' symphony.

**Ex. 9.** *Allegro.* MOZART: Symphony in D, No. 31.

Viol. 1<sup>o</sup>

Viol. 2<sup>do</sup>

&c.

23. Harmony in two parts is at other times given to all the strings, one or both parts being doubled in the octave, as in the following passage:

**Ex. 10.** *Andante.* HAYDN: Symphony in E flat.

Viol. 1, 2.  
*unis.*

Viola.

Bassi.

24. What are commonly called 'unison' passages for the strings—that is, passages in which all the strings are playing in unison *and octaves*, are so common that no example is needed. In such cases, the violins mostly play in unison, the violoncellos an octave below them, while the violas double in unison either the former or the latter, according to the pitch of the passage. Sometimes, however, the distribution is different. Let the student look at the Presto of Beethoven's third 'Leonora' overture. Here the first violins begin alone; at the ninth bar the second violins double them in the lower octave; then the violas enter, and last the violoncellos and basses, each an octave lower than the preceding part, till at last the tumultuous figure



is heard in five octaves.

25. On the other hand, the difference in pitch of the various stringed instruments renders the *actual* unison very rare; and if it is employed, it is necessary to suppress the double-basses. We saw in Ex. 46 of the preceding volume that when the violin and violoncello were playing in unison, the first string of the latter corresponded in pitch to the fourth string of the former. Obviously it would be impracticable to write for the double-bass in unison with the violin. A fine example of the effect of which we are now speaking is found in Meyerbeer's 'L'Africaine.'

Ex. 11. *Andante cantabile.* MEYERBEER: 'L'Africaine.'

Clarinetti in C. unis. *f*

Fagotti. unis. *f*

Viol. I, 2. unis. *f*  
Tutto sulla 4<sup>ta</sup> Corda.

Viola. *f*  
Tutto sulla 3<sup>a</sup> Corda.

Cello. *f*

Musical score for five string staves. Each staff begins with a piano (*pp*) dynamic and a crescendo leading to a forte (*f*) dynamic, followed by a decrescendo (*dim.*) to a mezzo-forte (*mf*) dynamic. The notation includes various rhythmic patterns and slurs.

Here we see, not only the whole mass of the strings, except the double-basses, but a further reinforcement of their power by the addition of the clarinets and bassoons. The low notes of the clarinets add a soft and mellow tint to the combination.

26. For a quiet accompaniment to a solo, sometimes only a part of the strings are employed. In the great scena in the second act of 'Der Freischütz,' the opening bars of the *adagio* are accompanied only by divided violins and violas. We give an example by Weber accompanied by violas and celli, both divided.

Ex. 12.

Adagio. WEBER: 'Oberon.'

HUON. Rul-er of this aw-ful hour! Rul-er of this aw-ful hour!

Viola 1.

Viola 2.

Cello 1.

Cello 2.

Musical score for Ex. 12, Weber's 'Oberon'. It shows the vocal line for Huon and the accompaniment for Viola 1, Viola 2, Cello 1, and Cello 2. The tempo is Adagio. The lyrics are "Rul-er of this aw-ful hour! Rul-er of this aw-ful hour!".

Spare, oh spare yon ten - der... flower !

*p p*

*p p*

*p p*

*p p*

Observe here that the upper part of the harmony is given, not to the first viola, but to the first violoncello, the quality of its tone being much richer. Mendelssohn has imitated this combination in the opening of the duet "My song shall be alway Thy mercy," in the 'Lobgesang.'

27. It is not uncommon to find some of the strings divided for part, or the whole of a movement. This is perhaps most frequently the case with the violas. We give a charming example by Mozart.

Ex. 13. *Andante di molto.* MOZART: Symphony in C, No. 34.

Viol. 1. *p*

Viol. 2. *p*

Viola 1. *p*

Viola 2. *p*

Bassi. *p*

&c.



28. We now give a few instances of rarer, but effective and interesting combinations of strings. Our first is the Evocation of the Spirit of the Alps, in Schumann's music to 'Manfred.'

Ex. 14. *Un poco Allegro.* SCHUMANN: 'Manfred.'

Flauti. *pp*

Clarinetti in A. *pp*

Arpa. Harmonic.

Viol. 1. *con sord.* *pp*

Viol. 2. *div.* *pp*

Viola. 2 Viole.

&c.

Here the melody is given to the first violins *con sordini*, while the divided second violins and the two violas are without mutes, and are doubled in the unison by the flutes and clarinets. Notice the effect of the single harmonic of the harp on the third beat of each bar.

29. Our next example

Ex. 15. *Andante con moto.* *con sord.* SCHUBERT: 'Lazarus.'

Viol. 1. *pp*

Viol. 2. *pp*

Viola. *pp*

LAZARUS. Viel se - lige Stun - den gab der

2 Celli. *pp*

Basso. *pp*

&c.

Freundschaft Won-ne dem

shows a tenor solo, accompanied by violas, two celli (*soli*) and

double-basses, and echoed by muted violins in octaves—a novel and beautiful combination.

30. In our last two quotations have been seen examples of the incidental employment of solo strings. Occasionally only a single stringed instrument is used in each part. A tolerably familiar instance of this will be seen in the finale of Beethoven's Choral Fantasia, Op. 80. We give a short passage from Gounod's 'Faust,' in which the composer required an especially delicate accompaniment for the voices, and therefore employs a solo quartet.

Ex. 16. *Andante.* GOUNOD: 'Faust.'

Corno 1º in F.

Viol. 1º

Viol. 2ºdo

Viola.

MARGUERITE.

Cello.

*p* *Solo.* *cresc.*

*p* *Solo.* *cresc.*

*p* *Solo.* *cresc.*

*p* *Solo.* *cresc.*

Il se fait tard, Adieu!

*p cresc.*

&c.

FAUST.

Quoi, je t'im-plore en vain! At-tends!

31. In Ex. 8 we gave an instance of the treatment of all the strings *pizzicato*. We now give another example of the same device, in which the stringed orchestra is designed to imitate a guitar. It is the beginning of Mephistopheles's mocking serenade in Berlioz's 'Faust'; and a very novel effect is here obtained by the wide arpeggios of the second violin and viola. These could hardly be played in the usual manner; Berlioz in his score directs the performers to glide the thumb rapidly across the four strings.

EX. 17. *Tempo di Valse.* BERLIOZ: 'La Damnation de Faust.'

Viol. 1. *pizz.*

Viol. 2. *pizz.*  $p$   $< f$   $p$   $< f$   $p$   $< f$

Viola. *pizz.*  $p$   $< f$   $p$   $< f$   $p$   $< f$

MEPHISTOPHELES.

Cello. *pizz.*  $p$

Basso. *pizz.*  $p$

De-vant la mai-son De ce-lui qui t'a-do-re

&c.

32. It is quite impossible within the limits at our disposal to indicate, much less to quote, more than a small number of the possible effects to be obtained from the strings alone. For our final examples we give two passages in which very full harmony is obtained by the division of the strings. The first is a very quiet and rather sombre effect from Gounod's Cecilian Mass.

Ex. 18. *Adagio.* *divisi.* GOUNOD : Messe Solennelle.

Viol. 1. *ppp*

Viol. 2. *ppp*

Viola. *ppp*

Soprano Solo.

Be - ne - dic - tus qui ve - - - nit.... in no - mi -

Cello. *ppp*

C. Basso. *ppp*

ne Do - - - - mi - ni.....

C

In such passages as this, it is very seldom that the writing is in eight *real* parts; mostly, as here, the parts are doubled in the octave.

33. Our final example is quite different.

EX. 19. *Andante doloroso.* GRIEG: 'Peer Gynt.  
*divisi.*

Viol. 1.  
(con sordini.) *f*

Viol. 2.  
(con sordini.) *f*

Viola.  
(con sordini.) *f*

Cello.  
(con sordini.) *f*

C. Bassi. *f*

*divisi a 3.*

*ff*

*ff*

*ff*

*ff*

*ff*

Here we have five-part harmony; and a strange and very unusual effect is obtained by the *f* and *ff* for the muted strings. The mutes are almost invariably employed only for quiet passages. It need hardly be said that the volume of tone, even with a large

orchestra, will be very greatly diminished, first by the division of the parts, and secondly by the employment of the mutes.

34. In concluding this chapter, a word should be said as to the difference of effect of the various keys on the stringed instruments. Though it is easy for the imagination to exaggerate this difference, there can be no doubt that it really exists, and may be easily explained. Our readers are presumably acquainted with what is known as "sympathetic resonance." (See *Applied Forms*, §§ 24-26.) In virtue of the law there explained, the open strings of a stringed instrument vibrate in unison with a note sounded in their vicinity, provided that such note is either their fundamental tone, or one of their upper partials. Consequently if a violin is played in a key containing in its scale the notes of its open strings, or the earlier upper partials of those notes, its power will be more or less reinforced by the sympathetic resonance of the other strings. For this reason keys which have not more than four sharps are more brilliant than the extreme sharp keys, and in general sharp keys are more brilliant than flat. As an illustration of this point, it may be mentioned that Berlioz, in arranging Weber's 'Invitation à la Valse' for the orchestra, transposed it from D flat to D major, partly, perhaps, for technical reasons, but chiefly, no doubt, because it was a far more brilliant and favourable key for the strings. We can recall no example of any brilliant orchestral movement being written in the key of A flat, though E flat is not uncommon, as, for instance, in Mozart's overture to 'Die Zauberflöte,' Weber's to 'Euryanthe, and Auber's to 'Le Cheval de Bronze.'

*Ernest*

## CHAPTER III.

## THE TREATMENT OF WIND INSTRUMENTS.

35. Owing to the many kinds of wind instruments employed in the orchestra, and the different qualities of their tone, an infinitely larger number of combinations is possible with them than with the stringed instruments with which we dealt in the last chapter. There is, indeed, practically no limit to the variety of tone-colour that may be obtained by wind instruments alone; and it will be impossible for us to do more than to enunciate a few general principles for the guidance of the student, and to enforce them by examples taken from works of different composers and of different schools.

36. Wind instruments, when employed alone, may be treated in two ways—either as solo instruments or in masses. In the former case, sometimes one instrument has the melody, and the others give simply an accompaniment; at other times several instruments are, so to speak, individualized as soloists. When treated in masses, no one instrument comes into special prominence, and the effect is obtained by their combination on approximately equal terms. We shall proceed to give examples of both methods, commencing with the treatment of wind instruments in solo passages.

37. Our first illustration

Ex. 20. MENDELSSOHN: 'Lauda Sion.'

*Andante.*

Oboe. *Solo.*

Clarinetti in B.

Viol. 1.

Viol. 2.

Viola.

Bassi.

&c.



shows a solo oboe accompanied only by two clarinets; until the cadence, where the strings enter, the harmony is in three parts.

38. Our next example has two or three points calling for remark.

Ex. 21. *Andante.* SCHUBERT: Notturmo, Op. 34.

Clarinetto 1 in C. *dol.*

Clarinetto 2 in C. *ten.*

Corni in F. *p ten.*

Fagotti. *p ten.*

*dol.*

Notice first the order of the score. In compositions written, like this Notturmo, for wind instruments alone, the bassoons are not infrequently placed below the horns, as here. The same arrangement will be found in Mozart's numerous Serenades and Divertimenti for wind instruments only. The reason is, that in such works the real bass of the harmony is usually given to the bassoons, and it is therefore convenient that they should have the lowest staff or staves of the score.

39. It is rare to find an important solo passage given to the C clarinet, which is inferior in tone to those in B and A. This work was written early in the present century, when C clarinets were much more frequently used than now. Players at the present day would probably transpose the whole movement for the B clarinet. From the fifth bar of the above extract, there are *two* solo instruments, the first clarinet being imitated by the first horn.

40. It is not needful that the solo should always be in the upper part. Our next example shows the melody in the tenor given to the first bassoon.

EX. 22. *Adagio.* BEETHOVEN: Sextett, Op. 71.

Clarinetti in B $\flat$ .

Fagotti.

Corni in B $\flat$  basso.

Detailed description: This musical score is for Example 22, titled 'Adagio' by Beethoven from his Sextet, Op. 71. It features three staves: Clarinets in B-flat, Bassoons, and Corni in B-flat basso. The music is in 3/4 time and begins with a piano (p) dynamic. The bassoon part carries the main melodic line, while the other instruments provide harmonic support with chords and sustained notes.

41. In the following striking passage, from the second finale of 'Die Zauberflöte,'

EX. 23. *Adagio.* MOZART: 'Die Zauberflöte.'

Flauto. *Solo.*

Corni in G.

Trombe in C.

Tromboni 1, 2.

Trombone 3.

Timpani in C, G.

Detailed description: This musical score is for Example 23, titled 'Adagio' by Mozart from the second finale of 'Die Zauberflöte'. It features six staves: Flauto Solo, Corni in G, Trombe in C, Tromboni 1 & 2, Trombone 3, and Timpani in C & G. The music is in common time and begins with a piano (p) dynamic. The flute part is highly melodic and features a trill (tr) in the second measure. The other instruments provide harmonic support with sustained notes and chords.

Flute solo with piano accompaniment. The flute part includes a trill (tr) and grace notes. The piano accompaniment is marked with rests and chords, with an '&c.' marking at the end of the section.

we see a flute solo accompanied by the whole mass of the brass *piano*. Observe that the contrast of tone here between the melody and the accompaniment is more strongly marked than in the preceding examples. Note also the numerous rests given to the brass. If these instruments had had sustained chords written for them, the effect of the flute solo would have been much impaired.

42. Sometimes several wind instruments of different quality are all combined as solo instruments. Almost infinite variety is obtainable in this way. We give two examples.

CHERUBINI: Mass in D.

Ex. 24. *Sostenuto assai.*

Flauto. Solo. *dol.*

Oboe. Solo. *dol.*

Clarinetto in C. Solo. *dol.*

Fagotto. Solo.

Four wind instruments (Flute, Oboe, Clarinet in C, and Bassoon) playing a melodic line together. The score includes dynamic markings such as *sf* and *dol.*, and a trill (*tr*) in the bassoon part.

This beautiful passage—the opening symphony of the “Et incarnatus”—is so simple as to need no comment.

43. Our next illustration, quite different in style, is the commencement of the overture to ‘Zanetta.’

Ex. 25. *Allegretto.* AUBER: ‘Zanetta.’

Oboe. *Solo.*

Clarinetto in B. *Solo.*

Corno in B $\flat$  *basso.* *Solo.*

Fagotto. *Solo.*

44. Though in the majority of cases we find in such examples as those just quoted that the upper part of the harmony is given to the instrument which stands highest in the score, it is not uncommon to find this order departed from, as in the following passage :

Ex. 26. *Adagio sostenuto assai.* LISZT: Piano Concerto in A.  
Solo.

Flauti. *p*

Clarinetti in A. *dolce soave.* *p* *tr*

Fagotti. *dolce soave.* *p*

Here the melody is given to the first clarinet, and the first flute has one of the middle parts of the harmony.

45. The passage just quoted illustrates a somewhat important point. The A in the middle of the harmony is given to the flute, not to the oboe. If chords of a smooth and homogeneous quality of tone are desired from the wood, it is in most cases better to omit the oboes from the combination. The tone of the oboe is so reedy, incisive, and penetrating, that it amalgamates with the other instruments with difficulty, and always obtrudes its personality more or less. It was doubtless for this reason that Mozart, when he added clarinets to the score of his great symphony in G minor, rewrote the original oboe parts, and in nearly all the passages for wind alone replaced them by the clarinets. As the score of the revised version of the symphony is very little known—it is, we believe, published only in the complete edition of Mozart's works—we give the last bars of the minuet as an illustration.

Ex. 27. MOZART: Symphony in G minor, No. 40.  
*Allegretto.*

Flauto. *p*

Clarinetti in B. *p*

Fagotti. *p*

Corni in G.

Viol. 1, 2.

Viola. Bassi.

Let the student try to hear mentally the clarinet parts, first with oboe tone as originally written, and then as here given, and he cannot fail to notice how much smoother the blending of the instruments is in the latter case than in the former.

46. In Ex. 6 of the last chapter we saw how a melodic design of large compass could be divided among the different strings. A similar procedure with wind instruments will be much less effective, because of the different qualities of their tones. As an example which cannot be considered satisfactory, we quote a passage by Hérold.

Ex. 28. *Allegro.* HÉROLD: 'Le Pré aux Clercs.'

Here the effect of the scales in thirds is decidedly 'patchy,' because of the sudden changes in the quality of tone, and it is made still more conspicuous by the points at which the changes are made. It would have certainly been better here to have given the first

note of the second bar to the flutes, and to have introduced the oboes at the second quaver—after, and not on, the accented note.

47. It must be understood that what has just been said as to the dividing of passages between the wind does not apply to cases in which one instrument repeats or echoes at a different pitch a theme already announced by another. Such a procedure is often of excellent effect, as in the following :

MEYERBEER : 'Dinorah.

Ex. 29. *Allegretto quasi Allegro.*

Piccolo.

1 Flauto.

1 Oboe.

1 Clarinetto in A.

Something similar will be found in Auber's 'Le Dieu et la Bayadère' (p. 132 of the full score), where the theme is passed along from one instrument to another, over sustained chords for the strings.

48. It is seldom good, in solo passages, to double any wind instrument *in unison*. We are quite aware that this is not infrequently done, even by eminent composers. A well-known and striking example is the opening subject of the *allegro* of Schubert's unfinished symphony in B minor, in which the melody is given to one oboe and one clarinet in unison. None the less, we consider the effect in nearly every case more or less unsatisfactory ; and it is not difficult to give the reason. No two players produce *exactly* the same quality of tone—probably not even if performing on the same instrument. The difference may be so small as to be hardly noticeable if each is playing singly, but the fact remains that two flutes or oboes playing in unison do not give merely the effect of a single one doubled in power ; there is also a difference in the resultant quality.\*

49. What has just been said about two instruments of the same kind applies, even more strongly, to two instruments of

\* The fact here stated is familiar to all who have had much experience in the orchestra ; the author would suggest as a possible explanation (which, however, he has had no opportunity of either verifying or disproving), that perhaps very minute differences in the intonation of the two instruments—say, of a few vibrations only, which would pass unnoticed when each played alone, would set up "beats" when the two played together, that would be sufficient to affect the purity of the tone.

different kinds. Each wind instrument has its own special quality of tone, resulting (as the researches of Helmholtz have proved) from the varying proportions in which the upper partial tones of their tubes are present together with the fundamental tone. When two of these different qualities are combined in the unison, each loses its purity, and the tone becomes turbid. While entertaining the very highest admiration for the genius of Schubert, we venture to think that the opening of his B minor symphony, mentioned in the last paragraph, would have been more effective had the melody been given to the clarinet alone.

50. We are speaking now exclusively of *solo* passages. For *tutti* effects the unison of different instruments may often be used with advantage, as in the following passage from the first finale of 'Euryanthe':

Ex. 30. *Vivace.* WEBER: 'Euryanthe.

Flauti.  
(e Oboi, unis.)

Fagotti.

Corni 1, 2,  
in D.

Corni 3, 4,  
in A.

*a 2.*

*leggieramente.*

*leggieramente.*

*leggieramente.*

Here the subject is allotted to two flutes and two oboes in unison. No single instrument would have given either the power or the quality that Weber desired.



51. An excellent example of a melody played by the whole of the wood in unison and octaves is seen in the second movement of Tschaïkowsky's 'Symphonie Pathétique.'

Ex. 31. *Negro con grazia.* TSCHAÏKOWSKY : Symphonie Pathétique.

3 Flauti.  
2 Oboi. *unis.*  
*mf*

2 Clarinetti  
in A. *a 2.*  
*mf*

2 Fagotti. *a 2.*  
*mf*

Corni 1, 2,  
in F. *mp* *p*

Corni 3, 4,  
in F. *mp* *p*

Trombe  
in A. *mp* *p*

Viol. 1. *pizz.*  
*mf*

Viol. 2. *pizz.*  
*mf*

Viola. *pizz.*  
*mf*

Cello  
e Basso. *Vc. pizz.* *unis.*  
*mf*  
C. B.

Notice here the charming effect of the counterpoint of the strings, *pizzicato*, in three octaves, against the melody of the wood. Observe also, as illustrating the balance of tone, of which we shall speak in a later chapter, how the horns and trumpets, which have simply subordinate parts, have to play *mp* and *p* against the *mf* of the other instruments.

52. Though the doubling of the wind in unison is seldom advisable in solo passages, many most beautiful effects are obtained by doubling them in the octave, or even in two octaves. Such effects are to be found in nearly every score; it will only be needful to give a few characteristic examples. Our first will be from Schubert's overture to 'Rosamunde.'\*

\* The piece commonly known as the overture to 'Rosamunde' was not composed for that work, but for the melodrama 'Die Zauberharfe.' The real overture to 'Rosamunde,' from which we quote here, was published as the overture to 'Alfonso und Estrella,' as it was performed at the beginning of that opera, for which Schubert wrote no overture.

Ex. 32. *Allegro.* SCHUBERT: 'Rosamunde.'

Flauto I.

Oboe I.

Clarinetto I.  
in A.

Fagotto I.

Viol. I. 2.  
Viola.

Cello.

(As in many other examples, we condense the string parts on two staves, to save space.) We see here first, the flute and clarinet in octaves, and then the oboe and bassoon similarly treated. In the last two bars, the bassoon is doubled also by the clarinet in unison—probably for the sake of getting the B $\sharp$  in the second crotchet, which Schubert was evidently afraid (as being too high) to write for the bassoon. In modern music the note is frequently met with.

53. Of the possible combinations of two wind instruments in the octave, that of the flute and clarinet is one of the most frequently used. The blending of these two instruments is more perfect than that of any other two wind instruments, possibly because the flute, when playing the octave above the clarinet, supplies the partial-tone which is wanting in the latter instrument. (See Vol. I., § 284.) We give a short example by Weber.

Ex. 33. *Moderato.* WEBER: 'Der Freischütz.'

Flauto 1. *dolce.*

Clarinetto 1 in B. *dolce.*

Viol. 1. *p*

Viol. 2. *p*

Viola. *p*

Bassi. *p*

The combinations of the flute and oboe, oboe and bassoon, and clarinet and bassoon in octaves, are also common; the oboe and

clarinet, and the flute and bassoon are less frequently used in this way, though examples of both might be given, did space permit. A melody given to the wind in three octaves is also not uncommon; a good example will be seen in the Andante of Beethoven's symphony in C minor.

54. Our next illustration

Ex. 34. *Allegro vivace.* WEBER: 'Peter Schmall.'

Musical score for Ex. 34, Weber's 'Peter Schmall', featuring Oboe 1, Clarinet 1 in B, Fagotti, Corni in Bb, and 3 Timpani in Bb, Eb, F. The score is in 2/4 time and includes dynamic markings such as *p*, *pp*, and *a 2.*

Continuation of the musical score for Ex. 34, showing the lower staves and a repeat sign. The score includes dynamic markings such as *a 2.*

A musical score for five instruments: Flute, Oboe, Clarinet in C, Bassoon, and Horn in F. The score is written in 3/4 time with a key signature of one flat (B-flat). The flute part features a melodic line with arpeggiated chords. The oboe, clarinet, and bassoon parts play a rhythmic accompaniment of eighth notes. The horn part plays a simple bass line. The score includes dynamic markings such as *f* and *p*, and articulation marks like accents and slurs.

shows the very effective use of arpeggios in the *chalmereau* of the clarinet, and is further interesting as being probably the earliest example of the employment of three timpani in the orchestra. It may be well to remind the student that 'Corni in B $\flat$ ' always indicates the *lower* B flat. If the high B flat horns are required, they will be specially marked as 'in B $\flat$  *alto*.'

55. The solemn march in the second act of Cherubini's 'Médée' opens with the following passage for wind instruments alone.

Ex. 35. *Tempo di marcia.* CHERUBINI: 'Médée.'

A musical score for five wind instruments: Flauti, Oboi, Clarinetti in C, Fagotti, and Corni in F. The score is in 3/4 time with a key signature of one flat (B-flat). The tempo is marked *Tempo di marcia*. The flute part starts with a dynamic of *f* and a *p* marking, and includes a second ending marked *a 2.*. The oboe, clarinet, and bassoon parts play a rhythmic accompaniment of eighth notes. The horn part plays a simple bass line. The score includes dynamic markings such as *f* and *p*, and articulation marks like accents and slurs.

The image displays a musical score for wind instruments, consisting of two systems of staves. The first system includes five staves: four treble clefs and one bass clef. The second system includes five staves: three treble clefs and two bass clefs. The music is written in 3/4 time and features dynamic markings of *f* (forte) and *p* (piano). The notation includes various rhythmic patterns, such as eighth and sixteenth notes, and rests. There are also dynamic hairpins and accents. The first system concludes with a first ending marked "a 2." in the top two staves. The second system concludes with a second ending marked "a 2." in the top three staves.

This being essentially a *tutti*, rather than a solo passage, there is nothing to be said against such doublings in the unison as are here seen.

## 56. The following extract from Beethoven's Mass in D

BEETHOVEN: Mass in D.

Ex. 36. *Larghetto.* 1<sup>o</sup> Solo.

Flauti. *p dolce.*

Oboi. *p*

Clarinetti in B. *p* *cresc.* *p*

Fagotti. *p* *cresc.* *p*

Corni in E♭. *p* *cresc.* *p*

Corni in D. *p*

*cresc.* *sf* *pp* *pp*

*1<sup>o</sup>* *cresc.* *sf* *cresc.* *sf* *cresc.* *pp*

*cresc.* *sf* *pp*

*cresc.* *cresc.* *pp*

*cresc.* *cresc.* *pp*

*cresc.* *cresc.* *pp*

shows contrapuntal treatment of the wind instruments; it also exemplifies the doubling of different instruments in the unison and in the octave. Observe the sparing use made of the oboe, as further illustrating what was said in § 45.



## 57. Our next quotation

EX. 37. *Presto.*

SPOHR: 2nd Symphony.

Flauto 1°

Oboe 1°

Clarinetto in A.

Fagotti.

Corni, in D.

Trombe in D.

Timpani in D, A.

deserves careful examination. Here we see the trumpets and drums *piano* added to the wood-wind and horns.

58. It is by no means always necessary that a considerable number of instruments should be employed at once, as in some of the examples given above. Very charming effects are often obtainable by *individualizing* the instruments, and letting them, so to speak, converse with one another. In such cases, a very slight accompaniment is often quite sufficient, as in the following passage :

Ex. 38. *Allegro.* ΜΕΗΥΛ : ' Joseph.'

The musical score for Ex. 38 is arranged in two systems. The first system includes staves for Flauti, Oboi, Clarinetti in C, Fagotti, Corni in G, and Timpani in C, D. The Flauti, Oboi, and Clarinetti parts feature a melodic line with a first-octave (1<sup>o</sup>) marking and a dynamic of *mf*. The Corni part is marked *mf*. The Timpani part is marked *pp*. The second system continues the woodwind parts with similar melodic lines and dynamics. The overall tempo is *Allegro*.

The first system consists of five staves. The top staff is a treble clef with a key signature of two flats and a common time signature. It contains several measures of rests. The second staff has a treble clef and contains a melodic line with a slur over a group of notes. The third staff has a treble clef and contains a complex melodic line with multiple slurs and slanted stems. The fourth staff is a bass clef with rests. The fifth staff has a bass clef and contains a rhythmic accompaniment of eighth notes.

The second system consists of five staves. The top staff has a treble clef and contains a complex melodic line with multiple slurs and slanted stems. The second staff has a treble clef with rests. The third staff has a treble clef and contains a melodic line with a slur. The fourth staff is a bass clef with rests. The fifth staff has a bass clef and contains a rhythmic accompaniment of eighth notes.

*dolce.*

The third system consists of two staves. The top staff has a treble clef and contains a melodic line with a slur. The bottom staff is a bass clef with rests.

The fourth system consists of five staves. The top staff has a treble clef with rests. The second staff has a treble clef and contains a complex melodic line with multiple slurs and slanted stems. The third staff has a treble clef and contains a complex melodic line with multiple slurs and slanted stems. The fourth staff is a bass clef with rests. The fifth staff has a bass clef and contains a rhythmic accompaniment of eighth notes.

Here the flute, oboe, and clarinet imitate one another above a very simple harmony, first for horns and drums, and then for horns and bassoons. Notice especially the last three bars, with the passages in thirds repeated with different qualities of tone, and compare it with the unsatisfactory passage given in Ex. 28.

59. In our last example we have seen the alternation of single instruments ; we now show how one group of wind instruments can answer another.

MOZART : Serenade in C minor.

Ex. 39.

*Andante*

Oboi.

Clarinetti  
in B.

Corni  
in Eb

Fagotti.

The image shows a musical score for four staves. The first staff is in treble clef with a key signature of two flats (B-flat and E-flat). The second staff is in bass clef. The third staff is in treble clef and includes the marking 'a 2.' above it. The fourth staff is in bass clef. The score consists of eight bars. The first four bars show various groupings of instruments. The last bar shows the commencement of a new subject for the clarinet. The marking '&c.' is placed at the end of the second staff.

In the eight bars of this passage we see four different groupings,—clarinets and horns, oboes and clarinets, horns and bassoons, and oboe, horns, and bassoons. At the last bar is seen the commencement of a new subject for the clarinet. For the order of the instruments, see what was said in § 38.

60. Our next example shows some new combinations.

**Ex. 40.** SCHUBERT: 'Adrast.'

*Andantino.*

The image shows a musical score for six staves, labeled on the left as Flauti, Oboi, Clarinetti in B., Fagotti, Corni in F., and Tromboni 1, 2. The bottom staff is labeled Trombone 3. The score is in 3/4 time with a key signature of two flats (B-flat and E-flat). The tempo is marked 'Andantino'. The score consists of eight bars. The Flauti and Oboi staves are mostly silent. The Clarinetti in B. staff has a 'p' marking. The Fagotti staff has a 'cicl' marking. The Corni in F. staff has a 'cicl' marking. The Tromboni 1, 2 and Trombone 3 staves have a 'p' marking. The score shows various combinations of instruments playing together.

The image displays a page of musical notation for an orchestra, consisting of two systems of staves. The first system includes a Violin I staff, a Violin II staff, a Viola staff, a Violoncello (Cello) staff, a Double Bass (Bass) staff, a Flute staff, a Clarinet staff, a Bassoon staff, and a Trombone staff. The second system includes a Trumpet staff, a Trombone staff, a Bassoon staff, a Clarinet staff, a Flute staff, and a Bass staff. The music is written in a key signature of two flats (B-flat and E-flat) and a 3/4 time signature. The notation features various musical symbols such as notes, rests, beams, slurs, and dynamic markings like *pianissimo* and *ritardando*. The score shows a complex harmonic texture with many notes and rests across the different instruments.

The *pianissimo* of the brass, with which this passage begins, is an effect to which Schubert was very partial. Observe how, in the third and fourth bars the harmony of the trombones is completed by the bassoons; at bars 11 and 12 these instruments take the

upper, instead of the middle notes of the chords. The *legato* for the trombones, seen in the third bar from the end, is only partially possible. (Vol. I., § 443.)

61. The passage next to be given is somewhat curious.

**Ex. 41.** *Largo e cantabile.* HAYDN: 'Passione.

The score consists of six staves, each representing a different instrument. The top staff is for Flauto (Flute), followed by Oboi (Oboe), Clarinetti in C (Clarinets in C), Trombone I (Trombone I), Fagotti (Bassoons), and Contrafagotto (Contrabassoons). The music is in 3/4 time and marked *Largo e cantabile*. Dynamic markings include *p* (piano) and *sf* (sforzando). The Trombone I part is particularly interesting, showing a mix of woodwind-like phrasing and a *legato* passage in the third bar from the end. The score ends with an *&c.* marking.

It is unusual to find a single trombone, as here, combined with the wood. Notice how many different varieties of tone Haydn has obtained here within the limits of ten bars.

## 62. The following extract from Verdi's 'Requiem'

Ex. 42. *Adagio.* VERDI: 'Requiem.'

Flauto 1<sup>o</sup>

Clarineti in B.

Fagotto 1<sup>o</sup>

Corni in C.

SOPRANO 1.  
*Solo.*  
Quid sum mi - - - ser.....

SOPRANO 2.  
*Solo.*  
Quid sum mi - - - ser.....

TENORE.  
*Solo.*  
Quid sum mi - - - ser, quid sum

&c.

tunc dic - tu - - - rus,

tunc dic - tu - - - rus,

mi - ser tunc dic - tu - rus,



shows the accompaniment of solo voices by wind instruments. Here the low notes of the first flute are below the clarinets. (Compare Ex. 26.) Observe also the effect of the holding low G for the horn, and the beautiful obbligato of the bassoon in the first two bars.

63. We next give an interesting and effective example of the doubling of all the parts of the harmony by instruments of different tone-colour.

Ex. 43. *Andante.* SCHUBERT: Mass in E flat.

Oboe 1<sup>o</sup>

Clarinetti in B.

Fagotti.

Tromboni 1, 2.

Trombone 3.

Here the upper part is played by the first oboe and first clarinet in unison, while the three lower parts of the harmony are given to the three trombones, which are doubled respectively by the second clarinet and the two bassoons. The colouring here is very rich—one might almost say luscious.



shows nearly the entire mass of the wind instruments, first *piano*, then *forte*. The subject, given to the clarinets in thirds, is accompanied by the soft brass, with a curious shake for the oboe in the middle of the harmony. At the fifth bar the melody of the first clarinet is doubled by the piccolo, to give it more brightness. Note also the charming effect of the single notes for the kettle-drums and the triangle alternately.

65. In our next example

Ex. 45. *Larghetto.* E. PROUT: 'Alfred.'

Oboe 1<sup>o</sup>

Corni in E $\flat$ .

Tromba 1 in C.

Tromboni 1, 2.

Trombone 3  
Tuba.

Timpani in E $\flat$ , B $\flat$ .

ALFRED.

O God of Bat - tle, King of Peace, By

what - so - ev - er name ad - ored,

we see the voice accompanied by *pianissimo* brass and timpani.

In the latter half of the passage the oboe doubles the voice in the octave. Observe that in the last two bars, the melody would have been too high to be good for the first horn; the passage is therefore continued by the trumpet, which, in its medium register, can play *pianissimo* much more easily than the horn could have done on its upper notes.

66. By increasing the number of his wind instruments, and by including the cor anglais and the bass clarinet among the regular constituents of his orchestra, Wagner has obtained some new tone-colours. As our next examples for this chapter, we select two short passages from his scores. The first is from the second act of 'Lohengrin':—

Ex. 46. *Moderato.* WAGNER: 'Lohengrin.'

Flauti. *pp*

Cor Anglais. *p*

Clarinetto 1<sup>o</sup> in B. *p*

Clarinetto Basso in B. *p*

Fagotti. *pp*

Corno 2<sup>do</sup> in C. *pp*

ORTRUD. *pp*

In fer - ner Ein-sam-keit des Wal - - des, wo

still und friedsam ich ge - lebt, -

The student will remember that Wagner writes for the bass clarinet with the same transposition as for the ordinary clarinet (Vol. I., § 329); the part of the instrument will therefore sound a tone lower than it is written. A very peculiar effect is here obtained by giving the melody to the cor anglais and bass clarinet in octaves, and accompanying it by sustained chords, *pp*, for other wind instruments.

67. Our second illustration is more fully scored.

Ex. 47. *Lento.* WAGNER: 'Die Walküre.'

2 Flauti. *p*

Oboe 1<sup>o</sup>. *p espress.*

Clarinetti 1<sup>o</sup> in A. *p dolce.*

Cor Anglais. *p dolce.*

Corni 1, 2, in E.

Corni 3, 4, in E. *p*

3 Fagotti. *p* 1<sup>o</sup> 2<sup>do</sup>

Clarinetto Basso, in A.

Timpani in E, B. *tr tr tr tr* *pp*

Viola.

BRÜNNHILDE. Der diese Lie . . . . . be mir ins Herz ge -

Cello e Basso. *p*

*p cresc.*  
*espress.*  
*p*  
*pp*  
*p*  
*3<sup>o</sup>*  
*p*  
*dolce.*  
*pp*  
*div.*  
*pp tren.*  
 legt, dem Wil-len, der dem Wälsung mich ge-sellt, ihm -  
 pizz. arco.  
*cl*  
*pp*  
*cresc.*

The first thing to be noticed here is the unusual order of the instruments in the score. When speaking in the first volume (Chapter II.) on this subject, we inadvertently omitted to mention that Wagner in his later works sometimes departs from the usual arrangement, apparently for the sake of getting the upper parts of the harmony nearer together, and, similarly, the lower ones on adjacent staves. This is what he has done here; the cor anglais is written not (as usual,) next to the oboe, but below the clarinet, and, for a similar reason, the bassoons and the bass clarinet

which at the sixth bar have the bass of the harmony, are placed below the horns. This does not increase the difficulty of reading the score, because Wagner indicates the instruments at the beginning of each line. Note in the above passage how the melody for the clarinet and horn in octaves is imitated by the oboe and cor anglais in octaves, and then in the bass by the bass clarinet, bassoons, and second horn, while other wind instruments sustain the harmonies. The whole passage is a beautiful piece of scoring, which will repay close examination.

68. It will be seen that the greater part of this chapter consists of illustrations. This, from the nature of the subject, is almost inevitable. In the branches of orchestration to be treated in this volume, it is impossible to lay down such hard and fast rules as can be given for harmony or counterpoint. No teacher can tell a pupil that one particular combination of instruments is *right*, and that another is *wrong*; any combination may be right in its proper place. For instance, one would hardly imagine that a good combination could be made with the piccolo, bassoons, double-basses, and big drum and cymbals, yet this is to be found with the most excellent effect in Marcel's song "Piff, paff," in the first act of 'Les Huguenots.'

Ex. 48. *Alliegretto.* MEYERBEER: 'Les Huguenots.'

Piccolo. *p*

4 Fagotti. *p marcato.*

Gran Cassa e Piatti. *pp sempre.*

MARCEL. Pour les couvents

Contrabassi (senza Celli). *pizz.*

&c.

c'est fi - ni, Les moi - nes à ter - re, Guerre

Here the curious orchestration is admirably adapted to the dramatic situation, and to the fierce song of the old Huguenot soldier. There are probably many combinations, even of the instruments in ordinary use, which have never yet been tried, and the only way to teach the subject is by illustration. Let the student examine, not merely the passages quoted in this chapter, but all the scores he can get ; his imagination (if he have any) will thereby be stimulated to invent effects for himself. By the help of the hints we shall give him in a later chapter of this volume on balance of tone, he will soon learn to judge for himself whether any combination that he puts on paper will be likely to sound effective, and even though he may, perhaps, never become a great colourist, he will at least be able to avoid serious mistakes.



## CHAPTER IV.

## THE SMALL ORCHESTRA.

69. By the "small orchestra," as already mentioned, is meant an orchestra consisting only of strings, wood-wind, and horns, without any other brass instruments, and with no instruments of percussion. Before proceeding further, it will be well to treat of this combination, for which many important works have been written, including a large number of fine symphonies by Haydn and Mozart; this will give us an opportunity of incidentally mentioning a number of points which could not be so appropriately dealt with elsewhere.

70. There is no mistake which students of orchestration are more apt to make than to imagine that to produce a great effect it is needful to use a large number of instruments. The scores of the great masters abound with proofs to the contrary. To say nothing of the symphonies of Haydn and Mozart, just referred to—one of which, Mozart's great symphony in G minor, is one of the most perfect masterpieces of musical literature—we may mention Mozart's 'Don Giovanni,' in which, excepting the overture and the two finales, only two numbers (the recitative "Don Ottavio, son morta," and the sextett in the second act) have any other accompaniment than that of the small orchestra. To quote more modern instances: in Mendelssohn's 'St. Paul,' out of 44 numbers, 28, or nearly two-thirds, have either no brass instruments at all, or only horns, while even in a work so full of orchestral colour as Berlioz's 'L'Enfance du Christ,' there is only one number in which trombones are employed, and trumpets are not found in the score at all. It is therefore quite possible to get plenty of effect and contrast from the small orchestra alone; the effect of the full power of the orchestra is often so much the greater in proportion to the reserve with which it is employed.

71. The possible combinations of the strings, wood-wind, and horns are absolutely inexhaustible; all that can be done here is, to select some characteristic passages illustrating some of the most frequent methods of treatment. But first it will be advisable to give an important general principle, which the student will do well carefully to observe. It is the following:—Each department of the orchestra—strings, wood, and brass, should make correct (though not necessarily complete) harmony by itself, independent of the other departments. If we examine the scores of the great

masters, we shall find that, though sometimes, perhaps from oversight or inattention, this rule is disregarded, it is observed in the very large majority of cases.

72. It must be noticed that this rule cannot always apply to the natural horns and trumpets, owing to their incomplete scale. For example, in Mendelssohn's overture to the 'Midsummer Night's Dream' we find the following consecutive fifths between the trumpet and the ophicleide. (We quote only enough of the score to show the harmony.)

Ex. 49. *Allegro di molto.* MENDELSSOHN: 'Midsummer Night's Dream.

Wood.  
a 2.

Trombe  
in E.

Ophicleide.

It is *possible* that Mendelssohn purposely introduced these very obtrusive fifths with dramatic intention; but it seems more likely that, had he had valve-trumpets, he would have replaced the C in the second and third bars by A.

73. It should be added, in this connection, that the horns can be treated as belonging either to the group of the wood, or to that of the brass. The student has already learned (Vol. I., § 48) that these instruments are quite as frequently combined with the former as with the latter.

74. As an illustration of the point of which we are now speaking, let the student refer to Ex. 89 of Volume I. He will there see complete harmony for the wood, either with or without the horns, which also make correct harmony by themselves; he will further notice that the harmony for the strings is also complete. In Ex. 94 of the same volume, which contains only one part for a wind instrument, the harmony for the strings is perfectly correct if the oboe be omitted. Many similar examples will be seen later in this volume.

75. When strings and wind are employed together in a *tutti*, the latter frequently double the former, either in the unison or in the octave. The following passage furnishes an example of this procedure.

*Allegro non troppo.* AUBER: 'Les Diamans de la Couronne.'

EX. 50.

Flauto. *fz* *p* *fz* *p*

Clarinetti in B. *fz* *p* *fz* *p*

Fagotti. *fz* *p* *fz* *p*

Corni in Eb. *fz* *p* *fz* *p*

Corni in Bb basso. *fz* *p* *fz* *p*

Viol. 1, 2. *fz* *p* *fz* *p*

Viola. *fz* *p* *fz* *p*

Cello e Basso. *fz* *p* *fz* *p*

*stacc.*

*stacc.*

Vc. C. B.

The musical score consists of six staves. The top staff is for Flute (treble clef, key signature of two flats). The second staff is for Violin I (treble clef, key signature of two flats). The third staff is for Violoncello (treble clef, key signature of two flats). The fourth staff is for Bassoon (bass clef, key signature of two flats). The fifth staff is for Clarinet (treble clef, key signature of two flats). The sixth staff is for Bass (bass clef, key signature of two flats). The score shows a melodic line in the upper staves and sustained notes in the lower staves.

In the latter half of this example it will be seen that the bassoons and horns sustain the notes which are given in arpeggio by the second violin and violoncello. This is a case of very frequent occurrence.

76. It is not always that the doubling is as exact as in our last quotation. In our next illustration

Ex. 51. BEETHOVEN: 'King Stephen.'

*Allegro.*

The musical score consists of seven staves. The top staff is for Flauti (treble clef, key signature of two flats). The second staff is for Oboi (treble clef, key signature of two flats). The third staff is for Clarineti in B. (treble clef, key signature of two flats). The fourth staff is for Fagotti (bass clef, key signature of two flats). The fifth staff is for Viol. 1, 2 (treble clef, key signature of two flats). The sixth staff is for Viola (bass clef, key signature of two flats). The seventh staff is for Bassi (bass clef, key signature of two flats). The score shows a melodic line in the upper staves and sustained notes in the lower staves.

it will be seen that the wind parts give a simplified form of the quaver passage, allotted to the violins.

77. In the following passage, taken from a beautiful, though little known concerto by Mozart,

EX. 52. *Andante.*

MOZART: Piano Concerto in A, No. 12.

*Handwritten notes:*  
p  
tr  
p  
tr

First system of musical notation, consisting of five staves. The top two staves are in treble clef, and the bottom three are in bass clef. The music features various dynamics including *p* and *tr* (trills). The notation includes chords, arpeggios, and melodic lines.

Second system of musical notation, consisting of five staves. The top two staves are in treble clef, and the bottom three are in bass clef. Dynamics include *f* (forte) and *p* (piano). The notation includes complex rhythmic patterns, trills, and sustained chords.

Third system of musical notation, consisting of five staves. The top two staves are in treble clef, and the bottom three are in bass clef. The music is marked *pp* (pianissimo) and features intricate rhythmic patterns and melodic lines.

the wind parts are more independent. Note first, in the first four bars, the holding A in four octaves—an effect more common in the works of older masters than in more modern scores. Composers of the present day frequently seem to forget how much can be done with a very few notes judiciously introduced. The scores of Haydn and Mozart are full of similar passages. Observe also, that in the last quaver of the fifth bar no ill effect results from the collision of the C sharp on the viola with the D immediately above it on the first horn, because of the different timbre of the instruments. Had both notes been given to strings, the effect would have been harsher. We shall meet with similar examples later.

78. Our next example shows more independent treatment of the wind.

BOIELDIEU : 'Le Nouveau Seigneur de Village.'

*Allegro con moto.*

Ex. 53.

Flauti. *fz p*

Oboi. *fz p*

Clarinetti in A. *fz p*

Fagotti. *fz p*

Corni in D. *p*

Viol. 1, 2. *p*

Viola. *p*

Cello e Basso. *Vc. C. B. p*





Musical score for a small orchestra, showing five staves. The top two staves are for woodwinds (flute and clarinet), the middle two for strings (violin and viola), and the bottom for bass. The music features a melody in the cellos with arpeggio quavers in the flute and clarinet. Dynamics include *sf*.

Here the melody of the cello is accompanied by the counterpoint of arpeggio quavers divided between the flute and clarinet.

80. The opening of the allegro of Bennett's overture to 'Die Waldnymphe' shows a melody for the first violins accompanied chiefly by iterated chords for the wind.

**Ex. 55.** *Allegro ma con grazia.* BENNETT: Overture, 'Die Waldnymphe.'

Musical score for Bennett's Overture 'Die Waldnymphe', showing five staves. The top three staves are for woodwinds (clarinet in B, fagotti, and corni in F), the middle for Violin 1 & 2, and the bottom for Viola and Basses. The music features a melody for the first violins accompanied by iterated chords for the wind. Dynamics include *pp* and *Va. l.*

Continuation of the musical score for Bennett's Overture 'Die Waldnymphe', showing five staves. The top three staves are for woodwinds (clarinet in B, fagotti, and corni in F), the middle for Violin 1 & 2, and the bottom for Viola and Basses. The music features a melody for the first violins accompanied by iterated chords for the wind. Dynamics include *p*.

81. In the examples hitherto given the wind parts have been mostly subordinate; we now give some in which they are of more importance. The first is the commencement of Rossini's air, "Di piacer mi balza il cor."

ROSSINI: 'La Gazza Ladra.'

*Moderato.*

Ex. 56. *Fl.* *a 2.* *Ob.* *Fl.*

Flauti.  
Oboi.

Clarinetti  
in A.

Fagotti.

Corni in E.

Viol. 1<sup>o</sup>

Viol. 2<sup>do</sup>

Viola.

Bassi.

*Fl.* *a 2.*

First system of musical notation for Flute 2 (Fl. a 2.). It consists of eight staves. The top staff is a treble clef with a key signature of two sharps (F# and C#) and a time signature of 2/4. The music begins with a rest, followed by a series of notes and rests. Dynamic markings include *ff* (fortissimo) and *f* (forte). The bottom staff is a bass clef with a key signature of two sharps and a time signature of 2/4, providing harmonic support with chords and single notes.

Second system of musical notation for Oboe (Ob.). It consists of eight staves. The top staff is a treble clef with a key signature of two sharps (F# and C#) and a time signature of 2/4. The music begins with a rest, followed by a series of notes and rests. Dynamic markings include *ff* (fortissimo) and *f* (forte). The bottom staff is a bass clef with a key signature of two sharps and a time signature of 2/4, providing harmonic support with chords and single notes.

This passage, which will repay close examination, requires but few remarks. The solo for the first horn in the last four bars, though difficult, is by no means impracticable, as it contains few large skips, and is mostly written for the open notes of the instrument. Let the student notice how easy it is to read, and remember what was said in Vol. I., § 363.

82. Our next example shows a horn solo of a different kind.

*Largo espressivo.*

Ex. 57. E. PROUT: 4th Symphony.

The musical score consists of four staves. The top staff is for Fagotti (Bassoon), the second for Corno 1° in E (Horn), the third for Viola, and the fourth for Violoncello (Cello). The key signature has one sharp (F#) and the time signature is 3/4. The tempo is marked 'Largo espressivo'. The horn part has a solo line in the last four bars, marked with a 'p' (piano) dynamic. There are 'x' marks in the third bar of the bassoon and cello parts, indicating where the instruments are suppressed.

Here a somewhat sombre colouring is obtained by the suppression of all the *acute* instruments of the orchestra. Let the student notice that here the general principle laid down in § 71 is disregarded in the third bar, though observed in the rest of the passage. No bad effect, however, results here, because of the affinity between the tone of the middle notes of the bassoons and that of the violas. The horn solo is written for the valve-horn, but it would be quite possible on the natural instrument.

83. To show how much variety is obtainable from similar combinations of instruments, we quote another passage, also without any acute instruments.

## Ex. 58.

*Allegro con brio.*

MACKENZIE: 'La Belle Dame sans Merci.'

Clarinetto 2  
in A.

Fagotti.

Corno 4.<sup>o</sup>  
in F.

Viola.

Cello.

Basso.

*p*

*p*

*p*

*mf*

*p*

*pizz.*

*pp*

*mf*

&c.

It would be difficult to find two passages more dissimilar in effect than our last example and this one; yet, excepting for the low notes of the second clarinet and the pizzicato of the double-basses, the instruments employed are the same in both. The rather thick effect of the chords low down in the bass was evidently intended by the composer.

84. The following extract from the overture to 'Semiramide'

ROSSINI: 'Semiramide.'

Ex. 59. *Allegro.*

Flauto 1°  
Oboe 1°

Clarinetto 1°  
in A.

Fagotti.

Corni 1, 2,  
in D.

Corni 3, 4,  
in A basso.

Viol. 1°

Viol. 2°

Viola.

Bassi.

*pp*  
*pp*  
*pp*  
*pp*  
*pp*  
*pp*  
*pizz.*  
*p*

*Fl.*  
*Ob.*

(Piccolo col V. 1°)

*Fl.*  
*Ob.*

The image shows a musical score for a small orchestra. It consists of several staves. The top staff is for the Flute (Fl.), marked with a dynamic of *Fl.*. Below it is the Oboe (Ob.) staff. The next two staves are for the Violins, with the upper staff marked with *&c.*. The bottom three staves are for the other string instruments (Violas, Cellos, and Double Basses). The score features a variety of musical notations, including eighth and sixteenth notes, rests, and dynamic markings. The overall style is characteristic of early 20th-century orchestral music.

shows a very pretty and elegant combination. The sparkling melody in the first violins is doubled in the upper octave by the piccolo, and lightly accompanied by the other strings, with staccato chords for the horns. Notice that the counterpoint in arpeggio for the solo wind instruments is introduced, not against, but between the semiquavers of the violins, and is therefore more distinctly heard, and stands out with greater prominence. These few bars are a perfect model of neat and effective scoring.

85. Our next illustration is quite different from any yet seen in this chapter.

## Ex. 60.

*Nicht schnell.*SCHUMANN: 3<sup>d</sup> Symphony.

Oboi.

Clarineti  
in B.

Fagotti.

Corni  
in E♭.

Viol. 1<sup>o</sup>

Viol. 2<sup>do</sup>

Viola.

Cello  
e Basso.

*p dol.*

*pizz.*

*Cello.*

*p dol.*

*p dolce.*

*tr*

*p dolce.*



The first system of the musical score consists of eight staves. The top two staves are for woodwinds, with the second staff marked *pp*. The third staff is for strings, also marked *pp*. The fourth and fifth staves are for woodwinds, with the fifth staff marked *pp*. The sixth and seventh staves are for woodwinds, with the seventh staff marked *pp*. The eighth staff is for the C.B. (Cello/Bass), marked *pizz.* and *pp*. The key signature is two flats and the time signature is 3/4.

C.B. pizz.

The second system of the musical score consists of eight staves. The top two staves are for woodwinds. The third staff is for strings. The fourth and fifth staves are for woodwinds, with the fifth staff marked *&c.*. The sixth and seventh staves are for woodwinds. The eighth staff is for the C.B. (Cello/Bass). The key signature is two flats and the time signature is 3/4.

We leave the student to analyze this beautiful passage for himself, merely remarking that in the first half the principal part is allotted to the wind, and in the second half to the strings. The horns here are obviously valve-horns.

86. We incidentally referred in §. 77 to the treatment of passing notes. Unless very clumsily treated, they seldom produce any harsh effect; \* but it is frequently better that, if possible, the holding notes against which the passing notes form dissonances should be of a different quality of tone. An example by Haydn will illustrate this.

Ex. 61. HAYDN: Symphony in G. No. 58.

Oboe. *Largo.* *p* *dol.* *sf*

Fagotti.

Cornu in D. *p*

Viol. 1<sup>o</sup>

Viol. 2<sup>do</sup> *pizz.* *p*

Viola. *sf*

Cello. *p dol.* *sf*

BASSO. *pizz.* *p*

\* In this respect the treatment of passing notes for the orchestra is much the same as for the piano.

A musical score for a small orchestra, consisting of eight staves. The top two staves are for Flute and Clarinet in A. The next two staves are for Bassoon and another Clarinet in A. The bottom two staves are for the String section. The music is in 2/4 time and features a melodic line in the upper parts with some chromaticism. Dynamic markings include *sf* (sforzando) in several places.

Though very simple in the means employed, this short passage is most effective. It should be noticed that the passing notes in the first violin seldom make dissonances in the same octave with the other strings, but only with the oboe and horn, the timbre of which is so different from that of the violins that no obscurity results.

87. An effect sometimes to be met with is that of two-part harmony, in which the upper part is given to the wind, and the lower to the strings. We give two examples, which are strongly contrasted with one another. Our first

BRAHMS : 2nd Symphony.

Ex. 62.

A musical score for Example 62, showing four staves. The top three staves are for Flauto 1°, Clarinetto 1° in A., and Fagotto 1°. The bottom two staves are for the String section. The music is in 2/4 time and features a melodic line in the upper parts with some chromaticism. Dynamic markings include *pp* (pianissimo) in several places.

shows a passage *pianissimo* and legato; the wind is in three octaves, each part being played by a single instrument. The strings are also in three octaves, as the double-bass plays with the cello. We have compressed the strings on two staves.

88. Our second example

Ex. 63. *Allegro.* RAFF: Piano Concerto, Op. 185.

*a 2.*

Flauti. *f*

Oboi. *f*

Clarineti in B. *f*

Fagotti. *f*

Corni in F. *f*

Strings. *f*

The musical score consists of two systems. The first system includes staves for Flauti, Oboi, Clarineti in B, Fagotti, Corni in F, and Strings. The second system continues the woodwind parts. The woodwinds play a melodic line with slurs and accents, while the strings play a rhythmic accompaniment. The dynamic marking is forte (f). The tempo is marked Allegro.

is *forte* and staccato ; all the wood-wind and one horn are employed, and the subject for the wind is in four octaves. The strings are in three, as in the passage by Brahms.

89. The treatment of the *crescendo* is a matter of some importance. There are two ways in which this can be managed. The same instruments may be employed throughout, all gradually increasing their power, or, beginning with only a few, new instruments may be continually added. In the majority of cases, both methods are used. We give first an example of the former.

*Allegro con brio.* BEETHOVEN: 5th Symphony.

**Ex. 64.**

Oboe. *p cresc.*

Clarinetti in B. *p cresc.*

Fagotti. *p cresc.*

Corni in E♭. *p cresc.*

Viol. 1, 2. *p cresc.*

Viola. *cresc.*

Violoncello. *p cresc.*

C. Basso. *cresc.*

The image shows a musical score for the first movement of Beethoven's C minor symphony. The score is written for a full orchestra and includes the following parts:

- Flute 1 (Fl. 1.):** Enters at the third bar with a melodic line. The dynamic is *ff* (fortissimo).
- Oboe 1 (Ob. 1.):** Enters at the third bar with a melodic line. The dynamic is *ff*.
- Violins:** Play a rhythmic accompaniment. The dynamic is *ff*.
- Violas:** Play a rhythmic accompaniment. The dynamic is *ff*.
- Celli:** Play a rhythmic accompaniment. The dynamic is *ff*.
- Bassoons:** Play a rhythmic accompaniment. The dynamic is *ff*.
- Trumpets:** Enter in the last bar of the quotation. The dynamic is *ff*.
- Timpani:** Play a rhythmic accompaniment. The dynamic is *ff*.

The score is in C minor, 3/4 time, and features a *crescendo* leading to a *fortissimo* section. The first flute and oboe parts are marked with *Fl. 1.* and *Ob. 1.* respectively. The dynamic *ff* is indicated throughout the passage. The score ends with a *ff* dynamic and a *unis.* (unison) marking.

In this well-known passage, from the first movement of Beethoven's C minor symphony, no new instruments are added till the entry of the first flute at the third bar before the *fortissimo*. In the last bar of our quotation the trumpets (not shown here) enter. If the student will examine the score, he will see that, when in the recapitulation this passage is repeated, Beethoven employs the second method—that of introducing additional instruments in the course of the *crescendo*.

90. The following passage, from the trio in the first act of 'Les Deux Journées,' shows the combination of the two methods.

Ex. 65.

CHERUBINI: 'Les Deux Journées.'

Flauti.

Oboi.

Fagotti.

Corni in C.

Viol. 1<sup>o</sup>

Viol. 2<sup>do</sup>

CONSTANCE.

ARMAND.

Bassi.

*p* *cresc.*

*p* *cresc.*

*p* *cresc.*

dé - ja de fa-rouch-es sol-

dé - ja de fa-rouch-es sol - dats vers

(Viola col Basso all' 8<sup>va</sup>)

*p* *cresc.*

*p* *cresc.* *f* *fp*

*f*

*f* *f* *f* *f* &c.

- dats vers nous, vers nous,

nous s'avançaient à grands pas vers nous,

*f*

Here it will be seen that, besides the *crescendo* in each part, new instruments enter in each bar—the second violins at the second bar, the oboes at the third, the flutes at the fourth, and the horns on the *forte*.

91. For a *diminuendo* the converse process will be employed, either with or without gradual reduction of the number of instruments used. A fine example will be seen at the end of the Funeral March in the Eroica symphony. We give as our illustration a less familiar passage—the close of the slow movement of Spohr's first symphony.

Ex. 66. *Larghetto con moto.* SPOHR: 1st Symphony, Op. 20.

Flauto 1°

Oboe 1°

Clarinetto 1°  
in B.

Fagotto 1°

Viol. 1°

Viol. 2°

Viola.

Bassi.



The first system of the musical score consists of eight staves. The top four staves are for the woodwinds (flute, oboe, clarinet, and bassoon), and the bottom four are for the strings (violin I, violin II, viola, and cello). The music is in a key with two flats and a 7/8 time signature. Dynamic markings include *p* and *pp*. The woodwinds play melodic lines with some grace notes, while the strings provide a rhythmic accompaniment with sixteenth-note patterns.

The second system of the musical score consists of eight staves. The woodwinds (flute, oboe, clarinet, and bassoon) and strings (violin I, violin II, viola, and cello) are present. The woodwinds play a melodic line with a *morendo* marking. The strings play a rhythmic accompaniment with a *morendo* marking. The music is in a key with two flats and a 7/8 time signature.

The effect is here so clear that no explanation is necessary.

92. If the student has carefully examined and analyzed the numerous illustrations given in this chapter, he will be convinced of the correctness of the statement we made at the beginning of it, that abundance of variety and effect can be obtained from the small orchestra. Yet he must not suppose that the subject has been even approximately exhausted. Of the passages which we marked for quotation or reference before beginning to write the chapter, more than a dozen have not even been mentioned. It would be easier to write an entire volume on this branch of the subject alone than to condense what is of chief importance, as is here attempted, within the limits of a few pages. All that is possible is, to give a few characteristic examples, with such remarks as may be necessary to explain them. The subjects treated in the present volume are mostly such as can only be taught by example; but the student should on no account restrict himself merely to the few passages here given. We recommend to him especially the study of the operas of Mozart;\* though now more than a century old, they are still perfect models of instrumentation, and the young composer will learn from them how much effect can be obtained from the small orchestra. If we have quoted but seldom from them in these volumes, it is only because they are so readily accessible that the student can easily procure them for himself.

\* Full scores of 'Don Giovanni,' 'Figaro,' and 'Die Zauberflöte' are all published at reasonable prices in the Peters' edition.

## CHAPTER V.

## BALANCE OF TONE.

93. There are few matters which give more trouble to the student in his early attempts at orchestration than that of securing a proper balance of tone. To a great extent this power can only be acquired by actual experience; yet there are some general principles which can be laid down for his guidance, and it is of these we shall speak in the present chapter. Much can also be learned from the examination of the scores of the great composers; but such examination, to be really profitable, must be minute and intelligent, and careful notice must be taken of the relative strength of the various notes of the chords.

94. To secure a proper balance when writing for strings alone is generally not difficult; for in a well-appointed orchestra the string parts will be approximately of the same strength. It will mostly be sufficient in this case to attend to the position of the harmony—a question with which we have already dealt in Chapter II. of this volume.

95. In what has just been said, we are speaking of *tutti* effects, whether *forte* or *piano*. But the term “balance of tone” means much more than this. Very often, especially in modern music, the composer wishes one or two parts of the harmony to be more prominent than the rest; in such a case, if he writes so that all the parts are of the same strength, he fails to secure the required balance.

96. To illustrate this point, let the student refer to a few of the examples given in Vol. I. First look at the passage by Brahms given in Ex. 43. Here the melody is given to the violoncelli, and, although all the parts are marked *piano*, sufficient prominence is obtained by the fact that these instruments are playing in their higher register (on the first string), while the violas are on their lower strings; and further, that the violins, which are above them, have only arpeggios, and not sustained melodies.

97. In the following example of the same volume (Ex. 44), the accompaniment to the melody is even lighter, and in the passage by Auber, seen in Ex. 46, the melody, given to the first violins and celli in unison, stands out with quite sufficient prominence, though the other string parts are doubled by bassoons and horns.

98. The question becomes considerably more complex when wind instruments are employed, either with or without the strings. In the first place no two kinds of wind instruments are of exactly the same strength. Speaking in general terms, it may be said that the flute is the weakest—except in its highest octave—and the clarinet the fullest in tone, of the wood-wind; to which must be added the fact that, as we already know, each has its own distinctive quality, and these instruments do not blend in the same homogeneous way as the strings do. For example, we will take the chord of C major, in close position, for strings only.

**Ex. 67.**

Viol. 1.

Viol. 2.

Viola.

Cello.

Here all the positions, (*a*), (*b*), and (*c*) will be perfectly satisfactory in balance, though (*c*), with the melody on the cello, would only be used for a special effect.

99. Now let us write the same chord, in the same position, for four wood instruments of different quality.

**Ex. 68.**

Flauto.

Oboe.

Clarinetto  
in C.

Fagotto.

We give only six, out of twenty-four possible arrangements of this chord; but not one is wholly satisfactory, though for a particular effect any one of them might perhaps be employed. At (*a*) and (*b*) the weak C of the flute would not tell out enough against the reedy G of the oboe or bassoon below it. The chord at (*c*) would

sound rather better, as the G and E of the flute and clarinet will blend fairly well, both with each other, and with the C of the bassoon. At (d) again, the flute is too weak, between the C of the clarinet and the rather obtrusive low E of the oboe. But no chord will, in general, be entirely satisfactory where each note is of a different tone-colour.\*

100. A much better, as well as much more usual plan, in writing four-part harmony for wind instruments, is to take two pairs,—generally, either two oboes and two bassoons or two clarinets and two bassoons. The former of these combinations has the more homogeneous quality, owing to the oboe and bassoon being both double-reed instruments; the latter is the fuller and richer in tone. We give one short example of each.

Ex. 69. *Adagio molto.*

BEETHOVEN: 2nd Symphony.

Ex. 70. *Presto assai.*

WEBER: 'Jubilee Overture.'

101. Other, and less frequently used, combinations of pairs of instruments will be seen in some of our preceding examples. In Ex. 101 of Vol. I. will be found two flutes and two oboes, and in Ex. 39 of the present volume we have the combinations, first of two clarinets and two horns, next of two oboes and two clarinets, and, in the following bars, of two bassoons and two horns; while in Ex. 40 we see at the fifth bar, two flutes and two clarinets.

\* This statement must be accepted with a certain amount of reservation. As we have often said, there is no rule in orchestral writing without its exceptions, and we have already in this volume quoted two passages (Exs. 24, 25), which appear to contradict what is here laid down. But the student will see that those are both written for solo instruments, and we are now speaking rather of the combination of the orchestra *en masse*.

102. In the passage by Mozart just referred to, we see two horns combined with two wood-wind instruments. The student already knows that the horns are quite as often combined with the wood as with the other brass. It must not be forgotten that the round, mellow tone of the horn is more powerful than that of any single wood instrument, though it blends almost equally well with all. If, therefore, one of the middle parts of the harmony be allotted to it in a wind combination, that part will probably stand out with special distinctness. This point is illustrated in the first two bars of Ex. 36, where the first horn is in position intermediate between the clarinet and the bassoon.

103. A thoughtful examination of the numerous passages for wind instruments alone which were quoted in the third chapter will be of much value in aiding the student to judge of the proper balance between the different wind instruments; we must now proceed to speak of the combinations of the strings and wind which are met with in the "small orchestra" with which we dealt in the last chapter. The first thing to note is, that the relative power of strings and wind varies very greatly in different orchestras. In a small theatrical band, containing perhaps four first, and as many second violins, with other strings in proportion, the wood-wind would be far more prominent than in a large festival orchestra, in which there would probably be at least fifty strings. Sixteen first and sixteen second violins is by no means an unusual number in a modern orchestra; to balance this force would be required ten or twelve violas, and about the same number of violoncellos and double-basses. Against such a force as this the single wood-wind has much difficulty in making itself heard.\*

104. The first point to notice regarding the combinations of the small orchestra is, that the tone of the strings in a mass is more powerful than that of the wood-wind, though with single instruments the converse is the case. For instance, one oboe or one clarinet is stronger than a single violin, but weaker than all the violins together; it is therefore necessary for the composer, if he wishes a single wind instrument to come into prominence, to be careful how he lays out the accompaniment to it. To refer to some of the solo passages quoted in Vol. I.—in Exs. 78, 81, and 82, we see solos for the flute accompanied by the strings. In

\* The growth of the modern orchestra, while distinctly in the direction of increased sonority, is decidedly unfavourable to the performance of the works of the older masters, especially of Haydn and Mozart. It is known that Beethoven indicated an orchestra of from fifty to sixty as the proper number for the rendering of his symphonies; and it seems probable that even a smaller number was in general employed before his time. With our large modern orchestras, many of the solo effects in the works of the old masters are lost, especially if the music be of a polyphonic character. The most satisfactory rendering that the author ever heard of the fugued finale of Mozart's 'Jupiter' symphony was given by a small orchestra, containing eight first and six second violins, with four each of violas, celli, and double-basses. Against this small force, the important points of imitation for the solo wind instruments could be heard with the utmost distinctness. In the large orchestras of to-day, they are often lost altogether.

Ex. 78 the low notes of the flute are accompanied only by short pizzicato chords; in Ex. 81 the flute is mostly employed in the upper register, the strings being sufficiently far below to obscure the melody in no degree; while in Ex. 82, though all the violins in unison are accompanying the solo, the latter stands out with sufficient clearness, first because the violins have only detached semiquavers to play at some distance below the flute, and secondly, because they are marked *pianissimo* while the flute is only *piano*.

105. In the large majority of cases, the accompaniment to a solo should be (as in the examples just referred to) below, and not above it. If it be above, special care will be needed to obtain clearness. How this can be managed, the student may see by examining the accompaniment of the bassoon solo from 'Médée,' quoted in Ex. 110 of Vol. I. But it may be said in general that the only instrument that can make itself well heard *in the middle* of a mass of tone, whether of strings or of other wind, is the horn (we are, for the present, excluding the powerful trumpets and trombones, and speaking only of the small orchestra). In the following passage, from the Notturmo of Mendelssohn's 'Midsummer Night's Dream' music,

EX. 71. *Con moto tranquillo.* MENDELSSOHN: 'Midsummer Night's Dream.'

Flauti. *pp*

Oboi. *pp*

Clarinetti in A. *pp*

Fagotti. *p*

Corni in E. *dol.* *pp*

Viol. 1. *pp*

Viol. 2. *pp*

Viola. *pp*

Bassi. *pp*

The image shows a page of musical notation with ten staves. The top four staves are for woodwinds (flute, oboe, clarinet, bassoon) and the bottom six are for strings. The score is in G major and 3/4 time. The first four staves contain complex woodwind parts with many notes and rests. The fifth staff has a solo line for the first horn, marked with '&c.'. The bottom six staves contain string parts, with the first three staves (violin I, violin II, viola) having a dense texture of notes and the last three staves (cello, double bass, and another string part) having a more rhythmic accompaniment.

the solo for the first horn can be quite distinctly heard, in spite of all the parts that are above it. Had the passage been given to an oboe or clarinet with the same accompaniment it would have been difficult, if not impossible, to distinguish it.

106. More frequently, if the solo is in a middle part, it is given to a combination of instruments, instead of to one only. An excellent example of this is seen in the second subject of Mendelssohn's overture to 'The Hebrides.'



Ex. 72.

*Allegro moderato.*

MENDELSSOHN : Overture, 'The Hebrides.'

Flauti.

Clarineti in A.

Fagotti.

Viol. 1.

Viol. 2.

Viola.

Cello.

Basso.

The image shows a page of musical notation for an orchestra. It consists of ten staves. The top two staves are for the first and second violins. The third staff is for the first violas. The fourth, fifth, and sixth staves are for the first, second, and third violins, respectively, and are marked *pp sempre*. The seventh staff is for the first cellos, marked *mf*. The eighth staff is for the first basses, marked *sf*. The ninth and tenth staves are for the double basses. The score includes various musical notations such as notes, rests, slurs, and dynamic markings. The key signature has two sharps (F# and C#), and the time signature is 3/4. The word *cresc.* appears under the third staff, and *sf* appears under the seventh and eighth staves. The symbol *&c.* is at the end of the sixth staff.

Here, as the celli are marked *mf*, while the violins and violas are playing *pp*, the subject would have been quite clearly heard had no wind instruments been added to it; as it is, it stands out, as Mendelssohn intended, with special prominence. A somewhat similar passage will be seen in the same composer's overture to 'Ruý Blas.'

107. Mendelssohn's scores are such excellent models for the student that no apology is needed for making further quotations from his works. Two passages from the Adagio of the Scotch symphony furnish excellent illustrations of the point that we are now discussing—the treatment of a melody in a middle voice. We first give the opening theme of the movement, as it is at first presented, with the melody in the upper part.

**Ex. 73.** *Adagio.* MENDELSSOHN: 3rd Symphony.

Clarineti in A. *pp*

Fagotti. *pp*

Viol. 1. *p cantabile. divisi.* &c.

Viol. 2. *pp*

Viola. *pp* *pizz. divisi.*

Bassi. *pp* *pizz.*

Here the melody of the first violins is accompanied only by the light pizzicato of the other strings, and by sustained chords, *pp*, for clarinets and bassoons. When the subject recurs later in the movement, it is heard in the tenor, an octave lower than before.

**Ex. 74.** MENDELSSOHN: 3rd Symphony.

Clarineti in A. *p*

Fagotti. *p*

Corni in C. *pp*

Corni in D. *pp*

Viol. 1. *p* *cantabile.*

Viol. 2. *pizz.*

Viola. *pizz.*

Cello. *cantabile e marcato.*

Basso. *pizz.* *p*

The image shows a page of musical notation for an orchestra. At the top left, it is labeled 'Flauto 1º' and 'Oboe 1º p'. The score consists of multiple staves. The top two staves are for the flute and oboe. Below them are staves for the first violins, second violins, violas, and cellos. The bottom staves are for the first violas, second violas, and double basses. The notation includes various rhythmic values, slurs, and dynamic markings. A 'p' marking is visible on the first violin staff. An '&c.' marking is at the end of the first viola staff. The music is in a key with one sharp (F#) and a 2/4 time signature.

Notice that here the pizzicato of the second violins and violas, and the holding notes for the wind, are nearly the same as before; but there are now two new counterpoints above the melody—the triplet semiquavers of the first violins, and the new subject (of which only the first notes are quoted) given by the flute and oboe in octaves. As these new upper parts would be likely to distract attention from, and to obscure the principal subject, the cello, to which the latter is given, are reinforced by the third horn.

108. The passage just quoted illustrates a very important point concerning polyphonic writing for the orchestra. As a general rule it may be said that, the larger the number of independent melodies, the more difficult it is to preserve clearness. In our last example this is done, partly by the contrasted rhythms of the first violin and the violoncello, and partly by the difference in colouring, the melody on the flute and oboe being of a quality of tone quite dissimilar to that of the strings to which the other subjects are allotted. In our next illustration,

E. PROUT : Suite de Ballet, Op. 28.

Ex. 75.

*Andantino.*

Piccolo. *p*

Oboe 1<sup>o</sup> *p*

Clarinetto 1<sup>o</sup> in A. *p*

Viol. 1<sup>o</sup> *tr* *ppp*

Viol. 2<sup>do</sup> *pizz.* *p*

Viola. *pizz.* *p*

Cello e Basso. *Vc.* *mf* *C.B. pizz.* *p*

Flauto. *p*

Fagotto 1<sup>o</sup> *p* *tr* *ppp sempre.*

The image displays a page of musical notation for an orchestra, consisting of ten staves. The notation includes various musical symbols such as notes, rests, and dynamic markings. The dynamics include *sf* (sforzando), *p* (piano), and *mf* (mezzo-forte). The score is arranged in two systems of five staves each. The first system includes a treble clef staff, a double bass staff, and three other staves. The second system includes a treble clef staff, a double bass staff, and three other staves. The notation is complex, with many notes and rests, and is typical of a 19th-century orchestral score.

four different designs are seen in the orchestra, but the effect in performance is perfectly clear. The chief subject is given, as in Ex. 74, to the celli, here doubled in the octave by the first oboe; the *staccato* scale passages for the wood in the double octave (piccolo and clarinet alternating with flute and bassoon,) are so strongly contrasted with the chief theme that no confusion results, even when the two themes cross one another; while the background is furnished by the long shake, *pp*, for the first violins and the pizzicato of the other strings. It is this marked difference in the *timbre* of the various parts of the harmony that prevents the effect being unsatisfactory.

109. We next give a passage illustrating balance from a different point of view.

EX. 76. *Allegretto quasi Andantino.*

GADE: 'Die Kreuzfahrer.'

Flauti.

Oboi.

Clarinetti  
in B.

Fagotti.

Corni  
in D.

Corni  
in C.

Viol. I.  
Viola.

2 Celli.  
Viola.

Cello.

Basso.

Every bar of this quotation deserves to be carefully analyzed. Here we see an illustration of the effective combination in the unison of wind instruments of different quality. (See §§ 50, 51.) In the first four bars the subject is given to the flute and oboe in unison; at the fifth bar, where the melody is not in the upper part, the second flute and second oboe, to which it is allotted, are reinforced by the first clarinet. Here is another example of what was said in § 106.

110. Observe further the arrangement of the wind in the opening bars. A single clarinet in its lower register would have been too weak against the two flutes and two oboes; the part is therefore given to two clarinets in unison. On the other hand, the bassoons, if doubled by violoncellos, would have been too strong; a single instrument to each part is here quite enough. The harmony in the lower part of the orchestra should never be too thick.

111. One more point remains to be noticed. Look at the treatment of the dominant seventh in the last chord but one. For three bars the bassoons have been doubling the clarinets in the lower octave; but here the second bassoon has A, not C, for the second crotchet. It would have been bad to double a seventh so low down in the harmony; the bassoon therefore takes A, the fifth of the chord, and, as the seventh would be too weak if given to the second clarinet only, this note is doubled in the unison by the second horn.

112. Some students may think such analysis as this needlessly minute, and ask, Why trouble ourselves about such small details as these? But the truth is, that it is precisely the attention to seemingly insignificant points of this kind that makes all the difference between well-balanced and ill-balanced scoring, and the more heed the student gives to such matters, the more satisfactory his orchestration will sound.

113. It was said in § 104 that in the small orchestra the mass of the wind was less powerful than that of the strings. A good illustration of this is seen in one of the very few miscalculated effects of orchestration to be found in the works of Beethoven.

*Molto vivace.* BEETHOVEN: 9th Symphony.

EX. 77.

Flauti. *ff*

Oboi. *ff*

Clarinetti in C. *ff*

Fagotti. *ff*

Corni in D. *ff*

Corni in B $\flat$  basso. *ff*

Strings. *ff*



The image shows a musical score for a passage from Beethoven's Ninth Symphony. It is divided into two systems. The first system consists of four staves: two treble clefs and two bass clefs. The notation is dense with chords and rests. The second system also consists of four staves, with two treble clefs and two bass clefs. This system features a more rhythmic and melodic texture, with many notes beamed together. The score is written in a key with one flat (B-flat) and a common time signature. The notation includes various note values, rests, and dynamic markings.

If, in this well-known passage, the strings play *fortissimo*, as indicated, it is quite impossible for the subject in the wood-wind to be clearly distinguished, while, if the strings play *mezzo-forte*, the whole character of the passage is changed. The incorrect balance of tone is due probably to the fact that the composer had been deaf for several years when he wrote the symphony.

114. Wagner, in his essay 'Zum Vortrag der neunten Symphonie Beethoven's' \* (Gesammelte Schriften, Vol. IX. p. 277), suggests a re-scoring of the wind parts of this passage, so as to bring the melody into sufficient prominence. For this purpose he makes use of the valve-horns, which were unknown in Beethoven's time. Without committing ourselves to an approval of the principle of rescoring Beethoven, it must honestly be said that the effect in this case is greatly improved; and the alteration is so instructive in its relation to the question of balance, which

\* 'On the performance of Beethoven's ninth symphony.'

we are now discussing, as to make it worth while to quote the first bars, that the student may compare the two scores. He must remember that the flutes, and also the strings, are the same in both.

Ex. 78.

Oboi e  
Clarinetti  
*unis.*

Fagotti.

Corni  
in D.

Corni  
in B $\flat$  basso.

The student ought by this time to be able sufficiently to realize in his mind's ear the effect of a score, to see at once how far better the subject will be heard with this new disposition of the instruments.

115. It is not to be supposed, from what has been said above, that it is impossible to balance the wood against the strings; Ex. 31 in the present volume shows the contrary. We now give another illustration which deserves close examination.

EX. 79. *Andante moderato.* BRAHMS: 'Ein Deutsches Requiem.'

The musical score for Ex. 79 is arranged in ten staves. The top two staves are for woodwinds: Flauti (Flutes) and Oboi (Oboes). The next three staves are for woodwinds: Clarinetti in A (Clarinets in A), Fagotti (Bassoons), and Corni in D (Horns in D). The next two staves are for brass: Cori in B basso (Trumpets in B flat) and Trombe in D (Trumpets in D). The next two staves are for percussion: Timpani in D, A. (Timpani in D and A) and Viol. 1, 2 (Violins 1 and 2). The bottom two staves are for strings: Viola and Cello e Basso (Cello and Double Bass). The score shows three-part harmony with dynamics ranging from *ff* (fortissimo) to *mf* (mezzo-forte). The woodwinds and strings are marked *ff* and *f*, while the trumpets are marked *f* and *mf*. The timpani part includes trills and triplets.

Here we see three-part harmony. One part is given to the violins in octaves, a second to the wood with the horns in B flat, and a third to the remaining instruments of the score. The special point to be noticed is, that the wood, as here laid out, is not overpowered by the strings as it is in Ex. 77. Observe also that the trumpets are marked *f* and *mf*, while the other parts are *ff* and *f*.

116. Before proceeding to speak of the balance of tone of the full orchestra, we give one more illustration, showing how the wood-wind can be heard against the *fortissimo* of all the other instruments.

Ex. 80. *Allegro con moto.* BOIELDIEU: 'Jean de Paris.'

Piccolo. *ff*

Flauto. *ff*

Oboi e Clarinetti unis. *ff*

Fagotti. *ff*

Corni e Trombe in F. *ff*

Timpani in F, C. *ff*

Viol. 1° *ff* &c.

Viol. 2° *ff*

Viola. *ff*

Cello. *ff*

Bassi. *ff*

Notice here, first, that the piccolo is doubling the flute in the unison, instead of, as usual, in the upper octave. The two oboes and two clarinets bring out the melody in the middle octave with sufficient prominence to prevent its being overpowered by the strings and brass, especially as it is doubled in the upper octave by the two flutes, and in the lower by the two bassoons. The horns and trumpets of course play in octaves. But a very important point to be seen here is, that all the accompanying chords are *staccato*. Had the harmonies been sustained, the subject in the wind would have been nearly, if not quite, inaudible. Let the

student also observe how carefully the "double stops" in the violin parts are written. They are all perfectly easy, and can be played in the first position. It will be instructive to compare this passage with that given in Ex. 77, and to notice why the effect is so much more satisfactory in the one case than in the other.

117. In a *tutti* passage for the full orchestra, the balance of tone is materially affected by the presence of the more powerful brass instruments—the trumpets and trombones, the tone of which, it must be remembered, is considerably stronger than that of the horns. Even if brass instruments are used alone, it is often the practice of composers to make the harmony complete on trumpets and trombones, and to use the horns merely for doubling, or filling up. Illustrations of this will be seen in some of the passages given in Vol. I. of this work. In Exs. 172 and 187 the horns are employed in this way.

118. A slightly different point is seen in Ex. 162 of the same volume. Here the first notes of the trumpets are accompanied by the trombones and tuba, of approximately equal power; but, in the following triplets, the trumpet solo is accompanied by the less powerful tones of the four horns. In the third and fourth bars of this passage, where the horns are used to complete the harmony, two play in unison, to balance the tone of the trombones, which a single horn would scarcely have done.

119. The following passage gives a very good example of balance of tone for reed and brass instruments only.

Ex. 81. *Maestoso.* ROSSINI: 'Moïse.'

Oboi e Clarinetti in C, *unis.*

Fagotti.

Corni in E.

Corni in G.

Trombe in A.

3 Tromboni e Ophicleide.

Timpani in E, B.

VOCE.

H

Moï - se ap-pro-che toi, le sci -

gne ir renplit sa pro - messe, Dans une saint-e i - vres - se,

Viens re - ce - voir sa loi.

All these chords should be examined closely, to see the relative strength of the different notes. When, as here and in some other French scores, the three trombones and opicléide are all written on one staff, and there are only three notes, it is always understood that the opicléide plays the bass in unison with the third

trombone unless the contrary be said. Reading the first chord upward, we see that the E in the bass is given to the third trombone and ophicleide and to the second bassoon. The B above this is allotted to the second trombone and fourth horn; the E (the octave of the bass) to the second trumpet and first bassoon; the third of the chord, G $\sharp$ , is heard on the first and third horns and on the first trombone; while the upper note, B, is played by the two oboes, two clarinets, and the first trumpet. In the following chords the upper B is stronger, being played by both trumpets; the reason probably being that when 'Moïse' was produced (1827), only natural trumpets were used in the orchestra. The student will see that there are no other notes of the harmony which would be natural notes for the trumpet in A.

120. At the end of our extract will be seen a roll for the drum on B, accompanying the chord of D major. The effect is not very satisfactory (see Vol. I., § 480); but Rossini was very careless in this matter, and many passages could be quoted from his scores in which the drums have notes foreign to the harmony. The student will do well not to imitate his example.

121. In the scores of the older masters, such as Haydn and Mozart, it is rare to find full harmony for the brass, such as that seen in our last example; and the same is true of the large majority even of the works of Beethoven. The reason is, that these scores seldom contained any parts for trombones; in most cases, indeed, the only brass instruments employed were two horns and two trumpets, and these, being the old 'natural' instruments, had only incomplete scales. It was Weber who first introduced the trombones as regular constituents of the orchestra.

122. A very frequent method with the older composers was, to double the trumpets in the lower octave by the horns. An instance of this is seen in the quotation from 'Jean de Paris' (Ex. 80). A more familiar example is furnished by the Andante of Beethoven's C minor symphony.

Ex. 82. *Andante con moto.* BEETHOVEN: 5th Symphony.

Oboi.

Corni e Trombe in C.

Timpani in C, G.

Viol 1, 2.

Viola.

Bassi.

*ff*

A musical score for the beginning of a movement, consisting of six staves. The top two staves are in treble clef, the middle two in treble clef, and the bottom two in bass clef. The key signature is two flats (B-flat and E-flat). The time signature is 3/4. The score includes various musical notations such as chords, melodic lines, and trills. Dynamics are marked with *sf* (sforzando) and *tr* (trill).

The key of this movement (as most readers will remember) is A flat, but Beethoven has put both his horns and his trumpets into the key of C, for the sake of the energetic subject in that key which is here quoted, which occurs three times in the course of the movement. But the limitations to which the composer was subjected by the incomplete compass of the old brass instruments are well seen in another passage in the same movement—that in which a variation of the chief subject is heard in the basses of the orchestra. We give the passage in condensed score, as we are quoting it only to show the treatment of the trumpets.

Ex. 83. BEETHOVEN : 5th Symphony.

Trombe in C.

Strings,  
Wood, and  
Horns.

A musical score for Trompe in C and Strings, Wood, and Horns. The score is in condensed form, showing three measures. The Trompe in C part is in treble clef with a key signature of two flats. The Strings, Wood, and Horns part is in bass clef with a key signature of two flats. The score includes various musical notations such as chords, melodic lines, and dynamics. Dynamics are marked with *f* (forte).



Here the balance of tone is evidently disturbed by the abrupt cessation of the trumpets in the middle of a phrase ; but the fault (if fault it be) rests, not with Beethoven, but with the imperfection of the instruments for which he had to write.

123. Another point of some importance is suggested by the examination of the above passage. It must be remembered that the brilliant tone of the trumpets will cause them to dominate the whole orchestra. The key of the music here is A flat, and in the tonic and dominant chords of that key, the notes C and G (the thirds of the respective chords) were the only ones which the trumpet in C could give.\* The octave G, in the last chord of our extract, gives undue prominence to the doubled leading note. This, as has just been said, was inevitable here, if the trumpets were to be used at all ; but the effect would certainly have been better had they reinforced the dominant of the key, instead of the leading note. While it is impossible to lay down any absolute rule as to doubling in orchestral music, it will be found a good working rule for ordinary purposes to remember that the best notes to reinforce are generally the three chief notes of the key in which the music is—that is, the tonic, dominant, and subdominant.

124. When speaking in § 104 of the combinations of the small orchestra, it was said that the tone of the strings in a mass is more

\* Excepting the B flat of the dominant chord, which is out of tune on the natural trumpet.

powerful than that of the wood-wind. If the full orchestra be employed, the wood sinks into a subordinate position, and is quite unable to assert itself. From overlooking this fact, Schubert, from whose scores we have quoted so many exquisite orchestral effects in this work, has made a very grave miscalculation in the peroration of the first movement of his great symphony in C.

SCHUBERT : Symphony in C, No. 7.

Ex. 84. *Allegro.*

Flauti.  
Oboi.  
Clarineti.

*ff ben marcato.*

Fagotti.  
Corni.

*ff ben marcato.*

Trombe  
in C.

*ff fz* *fz*

3 Tromboni.

*ff*

Timpani  
in C, G.

*ff*

Viol. 1, 2.

*ff* *fz* *fz* *fz*

Bassi.  
(Viola col Basso  
all' 8<sup>a</sup>)

*ff* *fz* *fz*

&c.

Here the subject, which is, so to speak, the motto of the movement—being that which is heard at the commencement on the two horns in unison—is assigned to the wood and horns, and accompanied not only by the strings, but by trumpets, trombones, and drums. In spite of the '*ben marcato*' indicated for the wood, it is absolutely impossible for the principal subject to be heard with sufficient distinctness against the *C*, *fortissimo*, of all the strings, the trumpets and trombones. The fault is the same as in the passage from the Choral Symphony quoted in Ex. 77, but the balance, or rather the want of balance, is here even worse than in that passage. Had Schubert ever had the opportunity of hearing the symphony played, he would probably have rescored the whole of this peroration.\*

125. In laying out a *tutti* for full orchestra, the student should first look to his string parts, and see that they are properly distributed. It must be noticed here, that it is possible, and even advisable at times, to separate the strings more widely than would be usual in other cases, and to fill up the intervals between them with the wind. An illustration of this will be seen presently (Ex. 86). Sometimes, as in a well-known passage near the close of the first movement of Beethoven's *C* minor symphony, only the outer parts of the harmony are given to the strings, and the middle parts are filled up by the wind; but in the majority of cases the harmony of the strings will be complete.

126. The next thing to be attended to will be the brass; for chords badly laid out for this department of the orchestra will ruin the effect of the combination. As a general rule, the harmony for the brass should not be in too close position; the best result is mostly obtained by dispersing the harmony, approximately in the same way as one would treat voice parts. This principle applies alike, whether the brass be used alone (as in Exs. 172, 178 of Vol. I.), or whether it be combined with other instruments, as in the examples we are about to give.

127. If both strings and brass are suitably treated, it will be of comparatively secondary importance—in a *tutti*, be it always remembered—how the wood is placed, because in the large majority of cases they will be overpowered by the rest of the orchestra. They will generally be used for doubling some of the other parts, either in the unison or octave, though they are sometimes employed for long-holding notes against the moving harmony of other instruments.

\* In performances of this symphony conductors frequently attempt to remedy the fault here spoken of by changing the *ff* of the strings and brass to *mf*; but even this is insufficient—to say nothing of the inartistic anticlimax produced by the sudden reduction of power in the orchestra just at the supreme moment. The best course would probably be to give the subject to the trombones in unison, as Wagner does at the end of the overture to 'Tannhäuser'; but the retouching of the scores of the great composers is objectionable on principle, and we must take them, as men take their wives, 'for better, for worse.' — But no retouching of  
winds objectionable on principle

128. We now give a few examples of different combinations of the full orchestra, illustrating some of the points just referred to. Our first is by Beethoven.

Ex. 85. BEETHOVEN: 'Christus am Oelberge.' ('Mount of Olives')  
*Maestoso.*

Flauti. *ff*

Oboi.  
Clarineti in C. *ff*  
Clar.

Fagotti. *ff*

Trombe in C. *ff*

3 Tromboni. *ff*

Timpani in C, G. *ff*

Viol. 1° *ff*

Viol. 2° *ff*

Viola. *ff*

Bassi. *ff*

The musical score consists of ten staves. The first three staves are grouped together with a brace on the left. The first staff contains a series of chords with a dotted rhythm. The second and third staves contain rhythmic patterns with eighth and sixteenth notes. The fourth and fifth staves are also grouped with a brace and contain chords with a dotted rhythm. The sixth staff contains a melodic line with eighth notes and slurs. The seventh and eighth staves are grouped with a brace and contain chords with a dotted rhythm. The ninth and tenth staves are grouped with a brace and contain chords with a dotted rhythm. The notation includes various dynamics such as *mf*, *f*, and *ff*, and includes the instruction *&c.* at the end of the fifth staff.

In this and the two following examples we have written the three trombones on one staff. It is more usual, and mostly clearer, to write them on two. (See Vol. I., § 439.) In this passage the tone obtained from the orchestra is full and rich, rather than brilliant. This is because of the way in which the second violin and viola parts are written; it will be seen that they are doubled by the brass, while the wood not only helps to strengthen the rhythmic figure of the lower strings, but fills up the harmony through nearly three octaves.

129. Our next example shows a more brilliant distribution of the orchestra.

EX. 86. *Allegro molto.* MENDELSSOHN: Overture, 'Ruy Blas.'

Flauti. *a 2.* *ff* *sf*

Oboi. *ff* *sf*

Clarinetti in B. *a 2.* *ff* *sf*

4 Corni in C. *ff*

Trombe in C. *ff*

3 Tromboni. *ff*

Timpani in C, G. *tr* *tr* *ff*

Viol. 1, 2. *ff* *unis.* *sf*

Viola. *ff*

Bassi. (Fagotti, coi Bassi.) *ff*

The image shows a page of musical notation with ten staves. The top four staves are grouped together, with the first two marked *sf*. The bottom four staves are also grouped, with the first two marked *sf*. The notation includes various note values, rests, and accidentals (flats). A wavy line indicating tremolo is present on the fifth staff. The notation ends with an *&c.* marking on the sixth staff.

Here, to save space, we have put the four horns on the same staff; Mendelssohn's score contains parts for two horns in E flat and two in C. We have transposed the former pair, and the high B flat and G which are seen in the last bar of the horn part are the G and E of the E flat horns. Here the subject is given to the first and second violins in unison, doubled by the flutes, partly in the unison and partly in the octave above. The first oboe is in unison with the violins, while the second oboe and the two clarinets double them in the lower octave. The basses are doubled by the two bassoons, and the violas help to fill up the middle harmony, which by themselves they would obviously be quite insufficient to bring out with sufficient prominence. Mendelssohn therefore fills up his middle harmony with compact chords for the whole mass of the brass. It will be seen that in the second and fourth bars all the nine brass instruments lie within the compass of a major ninth. This appears to contradict what was said in § 126, as to the position of the chords for the brass; but the exception is justified by the fact that the upper melody is so strong that it needs a counterpoise lower down in the harmony. The close position, it will also be noticed, is only for a single bar at a time.

130. This passage, moreover, furnishes an illustration of what

was said in § 123 as to the best notes to double. If these harmonies for the brass are closely examined, it will be noticed that the notes to which the most strength is given are the tonic and dominant of the key. The trumpets—the most powerful and brilliant of all the brass instruments—have no other notes than these two. That this was a matter of choice, and not of necessity, is proved by the fact that later in the piece we find the complete diatonic scale of C for the trumpets, showing that Mendelssohn was writing, not for the natural, but for the valve instruments. Similar treatment of the trumpets is seen in Ex. 85, and probably for the same reason, because Beethoven, had he wished to bring out the subject more prominently, could have doubled his first and second trombones by the trumpets in the octave above.

131. After what has been said, our next example will need but few remarks.

Ex. 87. *Allegro con fuoco.*  
(Piccolo col Fl. 1.) RHEINBERGER: 'Wallenstein.'

Piccolo e Flauti. *ff*

Oboi. *ff*

Clarinetto in B. *ff*

Fagotti. *ff*

Corni in F. *ff*

Corni in D. *ff*

Trombe in D. *ff*

3 Tromboni. *f*

Timpani in D♯A. *f*

Viol. 1. *f*

Viol. 2. *f*

Viola. *f* divisi.

Bassi. *f*



The musical score consists of 12 staves. The top four staves (1-4) are for strings (Violins I, Violins II, Violas, and Cellos/Double Basses), each marked with a forte (*sf*) dynamic. The fifth staff is for Flutes, also marked *sf*. The sixth staff is for Piccolo, marked *sf*. The seventh staff is for Clarinets, marked *sf*. The eighth staff is for Horns, marked *sf*. The ninth staff is for Trombones, marked *sf*. The tenth staff is for Trumpets, marked *sf*. The eleventh staff is for Percussion, marked *sf*. The twelfth staff is for Woodwinds, marked *sf*. The score includes various musical notations such as notes, rests, and dynamic markings. A bracket groups the bottom four staves (10-13). The word "&c." appears at the end of the sixth staff.

Here the violins, which play in thirds, are doubled in the unison by the flutes (the first violin also by the piccolo in the octave), and by the divided violas and clarinets in the octave below, while the other wind instruments have massive chords. The horn parts illustrate a point that was incidentally touched on in § 118. Look especially at the third and fourth bars. Here the horns are completing the harmony of the trombones, and each part is doubled, in order to obtain a more perfect balance of tone.

132. It would be easy to multiply examples to any extent;

but it would be impossible to exhaust the subject, and the three passages we have quoted may be taken as fairly representative of some of the more usual methods adopted by composers. But if the examination of scores is to be of any real use to the student, it must not be merely superficial. He must try to reason out for himself *why* a passage is scored in a particular way. This is more especially the case as regards *tutti* passages. What we have endeavoured to do for him in the extracts we have examined in this chapter, he must try to do for himself in every score he studies, and when he tries writing a score himself, he must (especially at first) endeavour to calculate the effect, as regards balance, of every chord he puts on the paper. The more closely he has studied the scores of the great masters, the less likely he will be to make mistakes.

133. In concluding this chapter, it will be well to warn students against two important errors, into which beginners are very liable to fall, which are both connected with the questions which have been discussed in this chapter. The first is, a tendency to leave the middle of the harmony too thin. By this it is not meant that all the parts should necessarily be of the same strength. Often it is desirable that the outer parts should be the more prominent; but the middle of the orchestra should never be left too empty; to use a colloquial expression, the orchestra should not be "all top and bottom." If, in the passage from 'Ruy Blas' given in Ex. 86, all the brass be omitted, we shall see an illustration of this fault. By adding merely the horn parts, as they stand in the score, the balance would be to a considerable extent restored, though the *ensemble* would be far less brilliant than when the middle is filled up by all the brass.

134. The other mistake to be guarded against is the opposite of that to which we have just referred. Too great thickness in the middle of the orchestra should be carefully avoided. This sometimes results from the anxiety of the young composer to give every instrument something important to do; but in the majority of cases it is caused by the injudicious position of the harmony. Except for special effects, such as that seen in Ex. 140 of Vol. I., close harmony should not be written low down, especially for the more powerful instruments. To understand our meaning, let the student turn to our last quotation (Ex. 87). In the first bar he will see thirds in the bass for the two bassoons. Here, in the *tutti* of the full orchestra, they do no harm; but had the first and second trombones been playing in unison with the first bassoon, instead of an octave higher, we should have had an example of this objectionable thickness of which we are speaking. It is very seldom advisable to write chords in close position below the lowest G of the violins.

135. One piece of advice in conclusion. Let the student especially aim at *clearness* in his orchestration. We have already

incidentally referred to this point (§ 108), but it is of such great importance that it cannot be too strongly insisted upon. One of the best ways to secure it is, to write mostly in not more than four or five real parts. If there are more, the ear too often becomes bewildered in trying to unravel the tangled web of harmony. The great composers mostly produce their effects by simple means. Of course there are exceptions to this, as to nearly every other rule given in this work; but if the student will examine all the examples in this volume, he will find that the large majority of them, when analyzed, will be found to be in four-, or at most five-part harmony. Even in such passages as those in Exs. 18, 19, where the strings are divided into many parts, the doublings cause no loss of clearness, because the harmony is only in four parts. If the harmony be pure, and the balance of the parts good, the student need be under no apprehension that his music will sound unclear.

## CHAPTER VI.

## CONTRAST AND COLOUR.

136. The subjects to be dealt with in the present chapter, while not among the most difficult to put in practice—at least for those who have any natural talent for orchestration—are by no means easy to teach, because the methods of obtaining contrast and the varieties of orchestral colouring are practically inexhaustible. We must remind students of what was said in the introduction to our first volume—that the use of the various colours supplied to us by the different instruments can only be taught to a limited extent. All that is possible is to offer a large selection of examples of various styles and schools, in order to stimulate the imagination of the young composer, and to add such explanatory and analytical remarks as will aid him to understand the general principles by which he should be guided.

137. If the scores of the middle of the last century, such as those of Bach, Handel, Graun, or Pergolesi, are compared with those of more recent composers, it will be seen that, while contrast was not unknown to the former,\* it was with them rather the exception than the rule. The greater number of movements in their works are accompanied by the same combination of instruments throughout, generally by strings, with or without harpsichord. Obviously but little variety of colouring was possible under such circumstances. That which is actually found is largely produced by alternations of *piano* and *forte*.

138. With the modern orchestral resources, many ways of obtaining contrast are available—so many, in fact, that monotony is absolutely inexcusable. The different groups (strings, wood, and brass) may be employed alternately; or the various members of one or more groups may be combined in almost innumerable ways. Even with the strings only, far more variety is possible than the student might imagine.

\* It will be sufficient to remind students of such passages as the opening symphony in Handel's 'Dettingen Te Deum' or the Pastoral Symphony in Bach's 'Christmas Oratorio' to prove this.

139. To show this, it will be sufficient to refer to some of the passages for strings alone, given in Chapter II. of the present volume. In Ex. 1 we see a melody for the first violins contrasted with the arpeggios of the celli and the holding notes for second violins, violas, and double-basses. Ex. 3 shows still stronger contrasts, as pointed out in § 16. Let the student also examine Exs. 4, 7, 9, and 15, and observe the treatment of the separate parts of the harmony in each.

140. Contrast may be regarded in two aspects—the contrast of instruments employed *simultaneously*, or their contrast when employed *in succession*. All the examples referred to in our last paragraph belong to the former class. A similar example for wind instruments is seen in Ex. 23, where a flute solo is accompanied by soft chords for the brass. As illustrations of the contrast of instruments employed in succession, we will refer to Exs. 29 and 38; while Exs. 39, 40 show groups of instruments so treated.

141. It is impossible to lay down any fixed rule as to the frequency with which changes of colour should be made; the composer's taste and feeling will be his best guide. But it may perhaps be a fair general working rule that two consecutive musical periods should not be scored in exactly the same way. This recommendation is made with considerable diffidence, because many exceptions to it are to be found, even in the best models.

142. The exact point at which it is advisable to make a change of colour can be fixed with much less hesitation. It should always be *after* (and not immediately *before*) an accented note. In other words, the colouring should not be changed in the middle of a "motive" (*Musical Form*, § 69). It is largely owing to the disregard of this point, that the passage by Hérold given in Ex. 28 produces so unsatisfactory an effect.

143. The rule just given requires a little qualification, that its application may not be misunderstood. Let the student refer to Ex. 39 of this volume. Here the change of tone-colour is made in every case, excepting in the last bar, after an unaccented note. This is because nearly all the motives have "feminine endings" (*Musical Form*, § 28). The new motives begin on the fourth semiquaver of each bar, and the general principle laid down is only apparently, and not really, disregarded.

144. Look also at the next quotation (Ex. 40). Here it looks at first sight as if the rule were broken; but this is not really the case, because the second and third phrases begin with an accented note, and on the first beat of the bar. The important point to be noticed is, that the change is not made in either of these passages in the middle of a motive.

145. It need hardly be said that the rule does not apply to cases in which single chords in one department of the orchestra are imitated or repeated in another, as in the well-known passage

in the first movement of Beethoven's symphony in C minor, of which we quote the commencement.

Ex. 88. *Allegro con brio.* BEETHOVEN: 5th Symphony.

Flauto 1<sup>o</sup>  
 Clarinetti in B.  
 Fagotti.  
 Viol. 1. & 2.  
 Viola.  
 Passi.

*dim.* *p* *p* *p*

*dim.* *p* *p* *p*

*dim.* *p* *p* *p*

*dim.* *p* *p* *p*

*dim.* *p* *p* *p*

*dim.* *p* *p* *p*

146. At the beginning of the finale of the 'Eroica' symphony, the unison subject given by the strings, *pizzicato*, is echoed, note by note, by the wind.

Ex. 89. *a 2.* BEETHOVEN: 3rd Symphony.

Flauti.  
 Clarinetti in B.  
 Fagotti.  
 Viol. 1. & 2.  
 Viola unis.  
 Bassi.

*a 2.* *p* *a 2.* *p* *a 2.* *p* *pizz.* *p* *pizz.* *p*

*p* *p* *p* *p* *p* *p* *p* *p* *p* *p*

*p* *p* *p* *p* *p* *p* *p* *p* *p* *p*

*p* *p* *p* *p* *p* *p* *p* *p* *p* *p*

*p* *p* *p* *p* *p* *p* *p* *p* *p* *p*

*p* *p* *p* *p* *p* *p* *p* *p* *p* *p*

147. A somewhat analogous procedure, though quite different in effect, will be seen in the opening of the quintett in the first act of Auber's 'L'Ambassadrice.'

Ex. 90.

AUBER: 'L'Ambassadrice.'

*Allegro.*

Oboe 1<sup>o</sup>

Fagotti.

Corni in E $\flat$ .

Viol. 1<sup>o</sup>

Viol. 2<sup>o</sup>

Viola.

CHARLOTTE.

Cello e Fasso.

*p*

*p*

*p*

*pizz.*

*pizz.*

*pizz.*

*pizz.*

*pizz.*

*pizz.*

*pizz.*

stacc.

Grand Dieu, que

&c.

vois je ?

et pour vous quel hon - neur,

Here we see contrast of colour not only in the melody, but in the accompaniment; there is also variety of rhythm. The *pizzicato* of the lower strings against the sustained chords of horns and bassoons was a favourite combination with Auber (see Vol. I., Ex. 205), and produces an excellent effect.

148. We shall now give some examples of contrast, beginning with that between the different groups of instruments. Our first illustration will be by Haydn, whose scores, though it is the fashion of the so-called "advanced school" to decry them as meagre and antiquated, are full of instruction for the student.

Ex. 91. *Allegro.* HAYDN: Military Symphony.

The musical score for Ex. 91, Haydn's Military Symphony, is presented in a standard orchestral format. It features four staves: Flauto (Flute), Oboi (Oboe), Fagotto 1º (Bassoon 1), and Strings. The tempo is marked *Allegro*. The key signature is one sharp (F#), and the time signature is 3/4. The flute and oboe parts play the main melody, with the flute starting on a lower note than the oboe in the first two bars. The strings play a rhythmic accompaniment of eighth notes, marked *pizzicato* (*p*). The bassoon part provides a sustained harmonic support. The score is divided into two systems, with the second system continuing the musical material from the first.

The commencement of the first subject of the movement is here heard alternately on wood and strings. Observe that in the first two bars the flute is below the oboes—in the first chord it has the bass of the harmony below the bassoon. Haydn has here departed from the usual arrangement of the wind, evidently to obtain more contrast, and not to give the melody to the flute twice in succession.





The score consists of eight staves. The top two staves are for woodwinds (likely flutes and oboes), the next two for strings (violins and violas), and the bottom two for percussion (drum and cymbals). The woodwinds play a staccato subject, while the strings play a legato passage. The percussion has a single stroke at the end of each phrase. Dynamic markings include *p*, *f*, *sfz*, and *sf*. The score is in 2/4 time with a key signature of two flats.

The score looks almost like a row of empty staves ; and yet how masterly the effect of a very few notes ! Observe first the contrasts of rhythm ; the staccato subject in the basses is answered by legato passages for the wood, while the violins maintain an agitated tremolo throughout. Note also the contrasts of *piano* and *forte*, and the effect of the *sforzando* chords of the horns, with the single stroke of the drum, at the end of each phrase. We must remark, by the way, that Cherubini has here, as in most of his earlier scores, written the clarinets as non-transposing instruments. The part would, of course, be played on B clarinets.

150. In the following passage

Ex. 93. NICOLAI : ' Die lustigen Weiber von Windsor.'

*Andantino quasi Allegretto.*

The score consists of six staves. The top two staves are for woodwinds (Oboi and Clarinetti in B), the next two for strings (Viol. 1, 2 Viola and Violoncello), and the bottom two for percussion (drum and cymbals). The woodwinds play a staccato subject, while the strings play a legato passage. The percussion has a single stroke at the end of each phrase. Dynamic markings include *p* and *Solo.* The score is in 2/4 time with a key signature of two flats.



&c.

other kinds of contrast are seen. The horn solo, unaccompanied, is answered by the upper strings in harmony; in the third bar a short subject for oboe and clarinets is imitated by the strings; while in the last two bars iterated chords are given to strings and wind alternately.

151. The seventh and eighth bars of the above passage illustrate what has been so often said in the course of this work—that there is hardly a rule of orchestration to which exceptions are not to be found. In § 142 we laid down the general principle that the tone-colour should not be changed in the middle of a motive. But in these bars the motives

are divided between the horns and oboes. The reason probably is that the passages, if written only for the horn, thus—

would have been difficult and uncertain, and the upper F# would have been too thin in tone to produce the *sforzando* effect required. The composer's judgment and experience must decide when such departures from the ordinary principles are advisable



Flauto solo.

1<sup>o</sup> 3 3

&c.

shows a phrase for the first violins, answered by the wood in three octaves. In the latter half we see the division of a phrase between the oboe and clarinet. Notice the touch of colour imparted by the soft chords *staccato* for the four horns.

153. The opening symphony of the "Quis est homo" in Rossini's 'Stabat Mater' is a very beautiful example of contrasts between the strings and the wind.

Ex. 95. *Largo.* ROSSINI: 'Stabat Mater.'

Fagotti.

Corni in E.

Corni in A basso.

Viol. 1.

Viol. 2.

Viola.

Cello e Basso.

1<sup>o</sup> dol.

dol.

Oboi.

Clarineti in A.

*dol.*

Con sordini.

sotto voce.

Con sordini.

sotto voce.

Con sordini.

Vc.

sotto voce.

&c.

*f*

*p*

*cl*

*f*

*cl*

*f*

Bassi.

*f*

*cl*

This passage is so simple in construction as to require but few remarks. The horns in low A are seldom to be met with, though those in low B flat are very common. Observe how in the second bar the first bassoon gives the B, the bass of the harmony, a note not obtainable on the *natural* horn in A, for which Rossini wrote. The bassoon, whose tone amalgamates sufficiently well with the horn, is often used by the older composers to complete the harmony in this way. The close of the extract is immediately followed by a *tutti* for full orchestra, *ff* and *staccato*, giving a further contrast to all that has preceded.

154. We now proceed to give examples of contrasts between the various wind instruments. Our first illustration will be from one of Haydn's 'Salomon' symphonies.

*Vivace assai.* HAYDN: Symphony in D.

Ex. 96.

Flauto 1º

Oboi.

Fagotto 1º

Corni in D.

Trombe in D.

Timpani in D, A.

Viola.

Bassi.



No remarks are needed here ; the passage is simplicity itself.  
 155. Among the great composers none has ever surpassed Schubert in the art of making the wind instruments, so to speak, converse with one another. We give two exquisite examples, both from his music to 'Rosamunde.'

SCHUBERT : 'Rosamunde.'

Ex. 97.

*Andantino.*

Oboi.

Clarinetti  
in B.

Viol. 1, 2.  
Viola.

Bassi.

The musical score is arranged in two systems. The first system includes staves for Oboi, Clarinetti in B, Viol. 1, 2, Viola, and Bassi. The second system includes staves for Flauti, Oboi, Clar., Fagotti, Viol. 1, 2, Viola, and Bassi. The music is in 4/4 time with a key signature of one flat (B-flat). The tempo is marked 'Andantino'. Dynamics include *p*, *pp*, *tr*, and *espress.*. The score features various musical notations such as triplets, slurs, and trills.



157. In the fourth movement of Raff's symphony, 'An das Vaterland,' the German national song, "Was ist des Deutschen Vaterland," is ingeniously divided among the different instruments.

Ex. 99.

*Allegro drammatico.*

RAFF: 1<sup>st</sup> Symphony.

Flauti.

Oboi.

Clarineti in B.

Fagotti.

Timpani in G, F.

Viol. 1.

Viol. 2.

Viola.

p

pizz.

pizz.

p

&c.

The movement is in the key of G minor; but, as the entire passage here quoted is in C major, we have given it with that signature, so as to simplify the reading of the score by the omission of accidentals.

158. No composer ever understood the management of contrast and colour better than Auber; the fact that his scores are seldom to be met with will be sufficient justification for introducing in this chapter several examples from his pen. The first is a charming little passage from 'Actéon':—

Ex. 100. *Allegro.* AUBER: 'Actéon.'

Piccolo. *p*

Flauti. *p*

Oboi. *p*

Clarinetti in A. *p*

Fagotti. *p*

Corni in D. *p*

Corni in A. *p*

Viol. I, 2, Viola. *pizz.* *p*

ANGELA. Ah - - - quelle

Bassi. *pizz.* *p*

Oboi.

*p*

&c.

grâce enchan-tes se,

Notice here first the effect of the sustained A of the third and fourth horns against the *staccato* of all the other instruments. Note also, as an example of attention to apparently insignificant details, the change in the position of the last two chords: had they been the same as the first chord in the bar, the last notes of the clarinet solo would not have stood out so distinctly.

159. Our next example shows another kind of contrast.

**Ex. 101.** AUBER: 'Le Dieu et la Bayadère.  
*Andante con moto. Mouvement de Marche.*

Flauti. *p*

Clarinetti in C. *p*

Fagotti. *p*

Arpa. *p*

Piccolo.  
 Flauto.  
 Clarinetti in C.  
 Fagotti.  
 Corni in F.  
 Triangolo.  
 Arpa.

The score shows a full orchestral ensemble. The Piccolo and Flauto parts are marked *p*. The Clarinetti in C and Fagotti parts have long, flowing lines. The Corni in F and Triangolo parts are also marked *p*. The Arpa part consists of arpeggiated chords.

Here the unison of the first four bars is answered by the full harmony of the following four. Observe the piquancy obtained by giving the second phrase to the piccolo, and note the charming effect here of the triangle (compare Vol. I., Ex. 205, which is also by Auber).

160. A delightful little piece of scoring will be seen in the following passage from the first act of 'Les Diamans de la Couronne':—

EX. 102. AUBER: 'Les Diamans de la Couronne.

*Allegro.*

Oboi.  
 Clarinetti in C.  
 Fagotti.  
 Viol. 1, 2.  
 Viola.  
 CATARINA.  
 Bassi.

Le beau Pé-drille, a-mant triste et bien

The score is for a scene from 'Les Diamans de la Couronne'. It features a variety of instruments including Oboe, Clarinet in C, Bassoon, Violins, Viola, a vocal soloist (CATARINA), and Basses. The tempo is marked *Allegro*. The vocal line is in French: 'Le beau Pé-drille, a-mant triste et bien'.

Piccolo.

Flauto.

Ob.

Clar. in C.

Fag.

Cor. in C.

Viol. 1, 2.

Vla.

CATARINA.

ten - dre Dans la for - ét un soir all - ait se

Bassi.

Clar.

Fag.

Cor. in C.

Cor. in F.

Viol. 1, 2.

Vla.

CATARINA.

pen - dre, Sans for - tune i - ci bas,

Bassi.

Oboi.

Clar.

*p*

*p*

Il cher - chait le... tré - pas, Quand il... croit

Clar.

tout à coup en - ten - dre sous ses pas,

Detailed description: This is a page of a musical score. At the top, it is numbered 134 and titled 'THE ORCHESTRA.' with a chapter reference '[Chap. VI.]'. The score is arranged in two systems. The first system includes staves for Oboe (Oboi.), Clarinet (Clar.), and a vocal line. The Oboe part starts with a dynamic marking of *p*. The Clarinet part also starts with *p*. The vocal line has the lyrics 'Il cher - chait le... tré - pas, Quand il... croit'. The second system continues with the Clarinet part and another vocal line with the lyrics 'tout à coup en - ten - dre sous ses pas,'. The music is written in a key with one flat (B-flat) and a 2/4 time signature.

This extract beautifully illustrates the principle enunciated in § 142. It will be seen that the tone-colour is changed at the end of each two-bar section.

161. Our next examples are more modern. The first is by Wagner.



Ex. 103.

*Mässig langsam.*

WAGNER: 'Tristan und Isolde.'

Oboi.

Corno Inglese.

Clarinetti in B.

Clarinetto Basso, in B.

3 Trombe in F.

3 Tromboni

Timpano in A.

ISOLDE.

Tod - - ge - weih - tes Haupt!.....

Tod - - - ge - weih - tes Herz!

To save space, the string parts, which have a *forte* chord on the first quaver of the passage and a tremolo, *pp*, in the last bar, are omitted. Here the contrast is between the reed instruments and the *pianissimo* of the brass. It is rendered still more striking by the unexpected introduction of the chord of A major in the third bar—Wagner's notation of the bass clarinet has been already referred to (§ 66).

162. The last example of contrast now to be given,

Ex. 104. *Allegro non troppo.* TSCHAÏKOWSKY: 6<sup>th</sup> Symphony.

Flauti.

Clarinetti in A.

Viole. (*divisi.*)

Celli. (*divisi.*)

The musical score consists of two systems. The first system includes parts for Flutes, Clarinets in A, Violins (*divisi*), and Cellos (*divisi*). The second system continues the Violins and Cellos, and adds parts for Oboes, Bassoons, and Double Basses. The woodwind parts are mostly silent, with some notes in the final bar. The string parts play a rhythmic pattern of eighth notes, starting with a forte chord and ending with a tremolo. The score is in 3/4 time with a key signature of one sharp (F#).

shows a somewhat unusual combination. The subject first announced in four-part harmony by divided violas and violoncellos is repeated, with some modification, by two flutes and two clarinets. It should be noticed that while the strings are mostly playing in their medium and *higher* registers, the wind are chiefly in the medium and *lower*.

163. By *Colour* is meant the particular quality of tone obtainable from the orchestra by any special combination of instruments. Though varieties of colour are often used as a means of contrast, as seen in many of the passages quoted in this chapter, the two terms are not convertible. It is quite possible to get contrast without colour, and colour without contrast. For instance, in Ex. 2 of the present volume, there is contrast in the rhythmical figures and phrasing of the various parts; but, all being for strings, all have approximately the same colour. On the other hand, in Ex. 48 of Vol. I., a most peculiar sombre colouring is given to the orchestra by the employment of four violoncello parts, all muted; but there is hardly any contrast.

164. It is quite impossible to give any fixed rules for colouring; but a few general principles may be deduced from the practice of the great composers, and illustrated by examples from their scores. The first point to be noticed is, that a great effect in colour may often be obtained by the simplest means, as in the following passage.

Ex. 105. *Andante.* AUBER: 'Les Chaperons Blancs.'

Flauto.

Clarinetto 1º  
in B.

Corno 1º  
in E♭.

Viol. 1. 2.  
Viola.

Cello.  
e Basso.

Cello.

If the holding notes for clarinet and horn in the first part of this extract be omitted, the entire character is changed. Notice in the last four bars how the music takes a brighter tone by the doubling of the first violin by the flute in the octave above.

165. A very striking example of the effect of a single holding note is seen in the following illustration, from Verdi's 'Requiem.'

**Ex. 106.** *Allegro molto sostenuto.* VERDI: 'Requiem.

Flauti  
e Oboi, *unis.*

Clarineti  
in B.

Fagotti.

Trombe  
in D.

VOCE.

Cello.

Nil in - ul - tum re - - - ma

Viol. 1. *poco accel.*

Viol. 2. *poco accel.*

Viola. *poco accel.*

&c.

*poco accel.*

ne - bit, Quid- quid la - tet ap - par - e - bit.

*p* *poco accel.*

The trumpet is here *ppp*, while the other instruments are *p* and *pp*, yet the one note is heard most distinctly, and would be hardly less clearly distinguishable were it in the middle of the harmony, instead of the upper part. This passage also furnishes at the fourth bar a good example of the contrast of which we have been speaking in the earlier part of this chapter. Notice that the change of colour takes place after an accented note (§ 142).

166. If a bright, brilliant colour is required from the orchestra, the more acute instruments will predominate, and these will be frequently used in their higher register. In this case, however, care must be taken not to leave the middle of the harmony too thin (§ 133). The opening of the finale of Beethoven's C minor symphony, and the beginning of the third act of 'Lohengrin,' are good examples of scoring of this kind. But it is also possible

to obtain considerable brilliancy without employing the full orchestra. This will be seen in the following passage.

Ex. 107. MEYERBEER: 'Dinorah.

*Allegro animato.*

Flauto 1<sup>o</sup> *ben marcato.*

Oboe 1<sup>o</sup> *ben marcato.*

Clarinetti in A. *ben marcato.*

Fagotti. *p*

Corni 1, 2, in D. *p*

Corno 3 in E.

Campanella in F $\sharp$ . *sempre marcatissimo.*

Viol. 1<sup>o</sup>. *sempre marcatissimo.*

Viol. 2<sup>do</sup>. *pizz. ben marcato.*

Viola. *pizz.*

Bassi. *pizz. ben marcato.*

The 'campanella' is a small bell, sounding the high  $F\sharp$  shown in the score. Its entry alone in the second and fifth quavers gives much brightness to the passage. Observe that the wide interval between the first violin and the other strings is, so to speak, bridged over by the doubling of the melody in the lower octave, first by the oboe and then by the clarinet.

167. If, on the other hand, a sombre colour is wished, the higher instruments are sometimes altogether silent, and those which are used are employed chiefly in their lower or middle registers. Our next example illustrates this.

Ex. 108.

*Maestoso.*

WAGNER: 'Der fliegende Holländer.'

Clarineti in B.

Fagotti.

3 Tromboni.

Timpano in Eb.

Viola.

HOLLÄNDER.

Cello.

Basso.

*pp*

*pp*

*tr*

*pp*

*trem.*

*pp*

Dich fra - ge ich, ge - pries - 'ner En - gel

*trem. a 3.*

*pp*

*trem.*

*pp*

Gott - es, Der mei - nes Heil's Be - ding - ung mir ge - wann,



168. A very striking combination is seen in the following passage from Verdi's 'Requiem.'

**Ex. 109.** VERDI: 'Requiem.'

*Allegro moderato.*

Fagotti 1, 2.

Fagotti 3, 4.

3 Tromboni (Ophicleide col' Tronb. 3).

Timpani in B $\flat$ , F.

Voce.

Re - qui - em æ - ter - - nam do - - na

e . . . . . is,

The double roll on two kettledrums is very unusual. It is performed by two players. The desolate effect in our example of the bare fifths accompanying the voice is very remarkable. Beethoven in the *adagio* of the ninth symphony also uses the two drums simultaneously; but the earliest instance we have found of a double roll is in Martini's opera 'Sapho,' produced at Paris in 1794.

169. Our next illustration—the opening symphony of the song “Glöcklein im Thale”—is a delightful piece of colouring, which will repay close examination.

## Ex. 110.

WEBER: ‘Euryanthe.

*Andantino.*

Flauti.

Oboi.

Clarinetti  
in B.

Fagotti.

Corni  
in C.

2 Celli  
*Soli.*

Cello  
e basso.

*dolce.*

*dolce.*


*dolce.*

*dolce.*


*dolce.*

*dolce.*

*pp*



The first system of the musical score consists of six staves. The top two staves are in treble clef, and the bottom four staves are in bass clef. The music features a complex texture with various rhythmic patterns, including eighth and sixteenth notes, and rests. A trill is marked with 'tr' in the fifth staff.



The second system of the musical score consists of six staves. The top two staves are in treble clef, and the bottom four staves are in bass clef. The music continues with complex textures. Dynamics include 'p' (piano) in the second and third staves, and 'pizz.' (pizzicato) in the fourth staff. The system concludes with the instruction 'dolce assai.' and 'arco.' in the fifth staff, followed by a short musical phrase.

Musical score for an orchestra, likely from a symphony or concerto. The score includes dynamic markings such as *dolce.*, *mf*, *f*, and *p*, and articulation marks like *arco.* and *&c.*

170. We next give two specimens of religious colouring. The first is the commencement of the well-known air and chorus in 'Die Zauberflöte.'

Ex. 111. *Adagio.* MOZART: 'Die Zauberflöte.'

Corn di Bassetto. *p*

Fagotti. *p*

Tromboni 1, 2. *p*

Trombone 3. *p* &c.

Viola 1. *p*

Viola 2. *p*

SARASTRO. *p*

Violoncello. *p*

O I - sis und O - si - ris, schenket

Of Mozart's employment of the corno di bassetto in this scene we have already spoken (Vol. I., § 324). Here the solo and chorus of male voices is accompanied by soft chords for the trombones and the graver reed and stringed instruments. The violins and the double basses are silent.

171. Our other example, though its colour is entirely different from the preceding, is no less appropriate. It is a part of the opening symphony of the morning hymn of the Vestals, in the first act of Spontini's 'La Vestale.'

Ex. 112. *Larghetto con moto.* SPONTINI: 'La Vestale.'

Flauti. *p*

Clarineti in B. *p*

Fagotti. *p*

Corni in E♭. *pp*

Viola. *a a.* *p*

Cello. *p* *pp*

Basso. *p* *pp*

Oboi. *p* *w*

Fl.  
Ob.  
*p*

This system contains the first six staves of the musical score. The top staff is for Flute (Fl.) and the second for Oboe (Ob.), both marked with a piano (*p*) dynamic. The bottom four staves represent the piano accompaniment, with the right hand on the upper two staves and the left hand on the lower two. The music is in 3/2 time and features complex rhythmic patterns and dynamic markings.

*pp* *dim.*  
*pp* *dim.*  
*cl* *dim.*  
*pp* *dim.*  
*pp* *dim.*

This system contains the next six staves of the musical score. The top staff is for Clarinet (cl) and the second for Bassoon (b), both marked with a pianissimo (*pp*) dynamic and a *dim.* (diminuendo) marking. The bottom four staves represent the piano accompaniment, with the right hand on the upper two staves and the left hand on the lower two. The music continues with similar rhythmic complexity and dynamic markings.

The solemn tones of the trombones, which Mozart employs in the Priests' music, would have been less suitable as an accompaniment to a chorus of maidens. Spontini therefore gives prominence to the tones of the flutes and clarinets. In the score the latter are written at their real pitch, as non-transposing instruments (Vol. I., § 304); we have written the parts for B clarinets, as they would certainly be played.

172. A beautiful little piece of colour, and as simple as it is beautiful, is the opening of the 'Shawl Dance' in the first act of Auber's 'Le Dieu et la Bayadère.'

Ex. 113.

*Andantino con moto.*

AUBER: 'Le Dieu et la Bayadère.'

Flauto. *dolce.*

Clarinetto 1º in A. *dolce.*

Fagotti. *p*

Corni in E. *p*

Corni in A. *p*

Arpa. *dolce.*

Viol 1, 2 e Viola, *unis.* *pizz.* *p*

Celli. *divisi.* *p*

The image displays a musical score for an orchestra, consisting of ten staves. The score is written in a key signature of two sharps (F# and C#) and a 2/4 time signature. The first three staves are marked with a *cresc.* (crescendo) dynamic. The fourth staff is marked with *&c.* (and cetera). The fifth and sixth staves are also marked with a *cresc.* dynamic. The seventh and eighth staves are marked with a *cresc.* dynamic. The ninth and tenth staves are marked with a *cresc.* dynamic. The score includes various musical notations such as notes, rests, beams, and slurs, indicating a complex and dynamic piece of music.

Notice here the charming effect of the melody played by flute, clarinet, and harp, and the simplicity of the accompaniment. The score is a perfect picture.

173. Much variety of colour is often obtained by the *judicious* use of percussion instruments. We emphasize the word "judicious" because the beginner may be tempted to employ these instruments in season and out of season, and there is nothing which more readily vulgarizes a score than such a procedure. As good examples of the correct method we may refer to Exs. 191, 199, and 200 in our first volume. We now give a few more illustrations of this point.

174: Our first example



Ex. 114. *Tempo di Marcia.*

SPOHR: 'Fall of Babylon.'

Piccolo. *pp*

Flauto. *pp*

Oboi. *pp*

Clarineti in B. *pp*

Fagotti. *pp*

Corni in F. *pp*

Corni in C. *pp*

Trombe in F. *pp*

Tamburo Militare. *pp*

Tamburo. *pp*

shows a very felicitous employment of the side-drum, *pianissimo*, from the march of the Persian soldiers in Spohr's too-much neglected oratorio. Note particularly the effect of the roll on the unaccented crotchets.

175. We next give a very fine piece of colouring from Verdi's 'Requiem.'

Ex. 115. *Andante.* VERDI: 'Requiem.'

Gran Cassa. *Sola.*

Viol. 1, 2. *unis.*

Viola.

Voce.

Cello.

C. Basso.

Mors stupebit et natura, cum re-

&c.

Here the sombre effect of the unisons, *pp*, for the strings is enhanced by the single note that follows—the low A of the double-basses *pizzicato*, and the soft stroke on the big drum.

176. The following passage is more curious.

Ex. 116. *Mouvement modéré de Valse.* SAINT-SAËNS: 'Danse Macabre.'  
 Une cymbale frappée avec une baguette.

Cimbales. *pp*

Violino Solo. *f marcatoissimo. pizz.*

Viol. 1, 2. Viola. *mf pizz.*

Bassi. *mf*

Saint-Saëns' 'Danse Macabre' is full of weird and 'strange experiments in colour. Here, instead of the cymbals being struck together in the usual way, a single cymbal is struck with a drumstick (Vol. I., § 520). The effect, when thus used, is somewhat similar to that of a gong, but less powerful, and the vibrations are not so prolonged.

177. Many novel effects of colouring are obtained from unusual combinations of instruments. Wagner, in his 'Ring des Nibelungen,' in which he employs three or four of each kind of wind instruments, has produced an almost endless number of new tints. We have only space to quote one here. Every one knows the effect of the low notes of the clarinets in the introduction of the overture to 'Der Freischütz.' Wagner, in 'Das Rheingold' and 'Götterdämmerung,' has gone farther in the same direction, by writing full harmony in four parts for three clarinets and bass clarinet. We give as our example of this effect the commencement of the dialogue between Alberich and Hagen in the first scene of the second act of 'Götterdämmerung.'

Ex. 117. *Lebhaft.* WAGNER: 'Götterdämmerung.'

3 Clarinetti in B. *pp*

Clarinetto Basso, in B. *p*

Corno 4 in F. *p*

Viola. *con sord.*

ALBERICH. *(leise.)*  
 Schläfst du, Ha - gen, mein Sohn?

Cello. *p con sord.*

C. Basso. *pizz.*

Du schläfst, und hörst mich nicht, den

arco. *p*

*rall.* *Tempo 1?* (♩ = ♩)

*più piano.*

Viol. 1. con sord.

*rall.* *p p*

Viol. 2. con sord.

Ruh' und Schlaf verrieth?.....

*p*

&c.

This passage is not given for the student's imitation ; it would be absurd for him to write for three clarinets and a bass clarinet ;

but this chapter would be incomplete if it took no notice of the more recent developments of orchestration.

178. Among recently-produced works, Tschaiikowsky's 'Casse-noisette' Suite is particularly noteworthy for the ingenuity of its orchestral colouring. We select a few characteristic passages, which deserve careful attention from their great novelty of effect. They will also be found more than ordinarily useful practice in score-reading, less from any inherent complexity, than from the fact that it is more difficult for the student to realize fully in his mind the effect of a combination which he has presumably never heard, than to imagine the ordinary effects that are to be found in nearly every score.

179. Our first extract

*Allegro moderato.* TSCHAÏKOWSKY: Suite, 'Casse-noisette.'

Ex. 118.

2 Flauti. *f*

Clarineti in B. *mf*

Clarinetto Basso in B. *mf*

Fagotto 1º. *mf*

Fagotto 2º. *mf*

Corno 2 in F. *mf*

Glockenspiel. *f*

Viol. 1, 2.

Viola.

Cello e Basso. C. B. *mf* pizz.

Musical score for strings and woodwinds. The score is written in G major (one sharp) and 2/4 time. It features a woodwind part (likely Clarinet in B) with a melodic line and a string section (Violins and Violas) providing harmonic support. The string parts include a rhythmic pattern of eighth notes. The woodwind part has a melodic line with some grace notes and a dynamic marking of *mf*. The string parts have a dynamic marking of *mf* and include the instruction *pizz.* (pizzicato).

Musical score for Clarinet in B and Violins. The Clarinet in B part is written in the treble clef and features a melodic line with a dynamic marking of *mf*. The Violin parts (Viol. 1, 2) are written in the treble clef and provide harmonic support with a rhythmic pattern of eighth notes. The score includes a double bar line with the symbol *&c.* (crescendo) and a dynamic marking of *mf*.

shows a melody the first half of which is given to two flutes in unison, and the second half to the violins *pizzicato*. It must be remembered that the Glockenspiel sounds an octave higher than written, and is therefore in unison with the flutes, and not an octave below them. The extended arpeggios for the two clarinets, and the very low *staccato* notes for the bassoons, give a very singular accompaniment.

180. The next passage we shall quote is much simpler, but quite as original. Here a melody on the cor anglais is accompanied by *staccato* chords for three flutes.

Ex. 119.  
*Moderato assai.* TSCHAÏKOWSKY : Suite, 'Casse-noisette.'

Flauti 1, 2. *ff* *f*

Flauto 3. *ff espress.* *f*

Corno Inglese. *f* *mf*

Clarinetto Basso, in B.

&c.

Notice the effect of the few notes for the bass clarinet at the end of the passage.

181. Our last quotation from this work is perhaps the most novel of the three.

**EX. 120.** *Andante non troppo.* TSCHAÏKOWSKY: Suite, 'Casse-noisette.'

Clarinetto Basso, in B. *mf*

Celesta. *mf*

4 Viol. 1. *pizz.*

4 Viol. 2. *pp*

4 Viole. *pizz.*

4 Celli. *pp*


2 Bassi. *pp*

*f* *pp* *f* *pp*

&c.

Here only a few of the strings are employed to accompanying the celesta,\* an instrument of a very delicate tone. Had all been

\* The *celesta* is an instrument invented some years ago by M. Mustel, of Paris. It has a keyboard like that of a piano, with a compass of four octaves,

extending upwards from . Its tone is produced by the striking with

the hammers small steel bars, resembling tuning forks, and this tone, which is capable of considerable gradation, is delicate and ethereal, resembling that of very small bells. So far as we are aware, Tschaiikowsky's Suite is the only work in which it has been combined with the orchestra. In the score the composer directs that if the instrument is not available, the part is to be played on the piano.



used, the accompaniment would have been too strong. The entry of the bass clarinet is very curious ; it is indeed extremely difficult to imagine the exact effect of the passage without having heard it.

182. The author trusts he will not be deemed unduly egotistical if, for the last example, he gives a passage from his own pen.

Ex. 121.

*Largo.*

E. PROUT : ' Alfred.'

Musical score for Ex. 121, featuring the following instruments and parts:

- Oboi.** Treble clef, 4/4 time, dynamic *p*.
- Clarinetti in B.** Treble clef, 4/4 time, dynamic *p*.
- Fagotti.** Bass clef, 4/4 time, dynamic *p*.
- Corni in F.** Treble clef, 4/4 time, dynamic *p*.
- Corni in E♭.** Treble clef, 4/4 time, dynamic *p*.
- Tuba.** Bass clef, 4/4 time, dynamic *p*.
- Arpa.** Treble and Bass clefs, 4/4 time, dynamic *p*. The arpeggiated accompaniment is shown in both staves.

Continuation of the musical score for Ex. 121, showing the lower staves:

- Staff 1: Treble clef, 4/4 time.
- Staff 2: Treble clef, 4/4 time.
- Staff 3: Bass clef, 4/4 time.
- Staff 4: Treble clef, 4/4 time.
- Staff 5: Treble clef, 4/4 time.
- Staff 6: Bass clef, 4/4 time.
- Staff 7: Treble and Bass clefs, 4/4 time, dynamic *p*.

The score concludes with the marking **&c.**

Here a somewhat unusual effect is produced by the very low notes of the tuba doubling the bass in the chords of the reed instruments, which are answered by chords for horns, with constantly changing harmony. For the colour required, no other instrument in the orchestra could replace the tuba here. The nearest approach to it would have been the contrafagotto; but this would have been too reedy, and it would have been almost impossible to subdue the tone sufficiently.

183. Though the examples in this chapter have been more than usually numerous, the author is painfully conscious, in concluding it, of the incomplete and inadequate way in which he has dealt with the subject—perhaps the most inexhaustible of all treated in this volume. Only a comparatively small proportion of the passages he had noted have been given; to treat the questions fully would require, not a chapter, but a volume. At the risk of what Falstaff calls “damnable iteration,” he must once more repeat the advice so often given to students in the present volume, to study the scores for themselves; there is no other real way of learning. It is hoped that the remarks here made on the examples quoted will assist the learner by showing him what to look for when studying alone, and by furnishing a few hints as to the direction that his researches should take. If he has a natural feeling for colour, practice and experience will come to his aid; and even if he have but little, his scoring, though it may not be picturesque, will, at all events, if he follows the principles illustrated by the works of the great masters, not sound ineffective.

## CHAPTER VII.

## THE COMBINATION OF THE ORGAN WITH THE ORCHESTRA.

184. Though, as was said in our first volume (§ 36), the organ is not a regular constituent of the orchestra, its employment in combination with other instruments can hardly be said to be infrequent. Of late, at least in this country, the use of the orchestra in church services has become increasingly popular; and, as the organ is never silent on such occasions, a few hints as to its suitable treatment under such circumstances may be usefully given in this place. The mechanism, compass, &c., of the organ, so far as it is needful that the composer should be acquainted with them, have been already explained in Chapter XIII. of *Applied Forms*.

185. Berlioz, in his 'Instrumentation,' \* says.

"It is doubtless possible to blend the organ with the divers constituent elements of the orchestra; and it has even been many times done; but it is strangely derogatory to this majestic instrument to reduce it to this secondary condition. . . . There seems to exist between these two powers a secret antipathy. The Organ and the Orchestra are both Kings; or rather, one is Emperor, the other, Pope; their mission is not the same, their interests are too vast, and too diverse, to be confounded together."

186. Berlioz possessed so fine a feeling for orchestral combination and colouring that it is difficult to understand how he could have failed to see the many possibilities offered by the combination of the 'Emperor' and the 'Pope.' The probable explanation may be that, at the time (1844) when his treatise was written, most of the scores in which the best examples are to be found were still unpublished; it is at least certain that this was the case with many of them.

187. The earliest works in which we have found independent organ parts are those of Bach and Handel; and even with these composers the parts were only written out in full when they were *obbligati*. In other cases only a figured bass was given to be filled up by the player. It is rather curious, when it is remembered how great an organist Bach was, that among his numerous concertos there is not one for the organ, though many movements with organ *obbligato* are to be found in his Church-cantatas. As a specimen

\* Page 127 of the English translation.

or his polyphonic manner of treating the instrument when combined with the orchestra, we give a short passage from the 'Sinfonia' which opens the cantata "Geist und Seele wird verwirret."

EX. 122. J. S. BACH: Cantata, "Geist und Seele wird verwirret."

The musical score for Ex. 122 is presented in two systems. The first system includes the following parts:

- Viol. 1 e Oboe 1.
- Viol. 2 e Oboe 2.
- Viola e Taille.\*
- Organo.
- Continuo.

The second system continues the instrumental parts. Dynamics include *p* and *f*. A trill (*tr*) is marked in the Organ part.

\* *Taille* is the old French name for 'Tenor,' and is frequently used by Bach instead of 'Oboe da Caccia' (see Vol. I., § 250).

First system of musical notation, consisting of five staves. The top two staves are treble clefs, the middle is alto clef, and the bottom two are bass clefs. The key signature has one flat. The first measure of the top two staves is marked with a piano dynamic (*p*).

Second system of musical notation, consisting of five staves. The top two staves are treble clefs, the middle is alto clef, and the bottom two are bass clefs. The key signature has one flat. The first measure of the top two staves is marked with a forte dynamic (*f*).

Third system of musical notation, consisting of five staves. The top two staves are treble clefs, the middle is alto clef, and the bottom two are bass clefs. The key signature has one flat. The first measure of the top two staves is marked with a piano dynamic (*p*). The system concludes with the notation "&c." in the top staff.

Here the organ simply adds one more part to the harmony. It is but seldom that, in such cases, Bach treats it in any other way.

188. With Handel the treatment of the organ as a solo instrument is, if we except the numerous organ concertos, much rarer than with Bach. Only three such examples are to be found in the whole of his works. We quote from the most interesting and striking of these—the song, “But oh! what art can teach?” in the Ode for St. Cecilia’s Day, of which we give part of the opening symphony. It illustrates some points not shown in our last extract.

Ex. 123. *Larghetto e mezzo piano.* HANDEL: Ode for St. Cecilia’s Day.

Viol. 1, 2.

Viola.

Organ Diapasons.


Bassi e Fagotti.



First system of musical notation, featuring five staves. The top two staves are in G major (one sharp) and 2/4 time. The bottom three staves are in G major and 4/4 time. The first staff has a fermata over the second measure. The second staff has a fermata over the second measure. The third staff is marked *ad lib.* and features a melodic line with a fermata over the second measure. The fourth and fifth staves provide harmonic accompaniment.



Second system of musical notation, featuring five staves. The top two staves are in G major and 2/4 time. The bottom three staves are in G major and 4/4 time. The first staff has a fermata over the second measure. The second staff has a fermata over the second measure. The third staff is marked *ad lib.* and features a melodic line with a fermata over the second measure. The fourth and fifth staves provide harmonic accompaniment.



Third system of musical notation, featuring five staves. The top two staves are in G major and 2/4 time. The bottom three staves are in G major and 4/4 time. The first staff has a fermata over the second measure. The second staff has a fermata over the second measure. The third staff is marked *ad lib.* and features a melodic line with a fermata over the second measure. The fourth and fifth staves provide harmonic accompaniment.

It will be seen that Handel has here indicated the quality of tone that he wishes—the diapasons. In general the flue-stops of the organ blend with the orchestra much better than the reeds. The latter are mostly imitations, more or less successful—generally *less*—of the wind instruments, and when these are present, the reed-stops of the organ “pale their ineffectual fires.” The flue-stops, on the other hand, add a new colour to the *ensemble*, and combine equally well with strings and wind.

189. To return to the passage before us; let the student observe how, in the first twelve bars, the orchestra is always introduced one crotchet later than the organ, thus allowing the solo instrument to assert itself. In the bars following the pause we see the organ answering the orchestra with charming effect.

190. As we are not writing a history of the combination of the organ with the orchestra,\* we pass over, as requiring but few words, Handel’s organ concertos. In these, such passages as that just given are rather rare; the organ is mostly treated in a florid style, and more often alternated than combined with the orchestra, which, with occasional exceptions, consists only of strings, doubled in the unison by oboes and bassoons.

191. The use of the organ in choruses will be referred to when we come to speak of the accompaniment of vocal music; we now proceed to give examples of its employment as a more or less prominent constituent of the orchestra. Our first illustration is the opening symphony of the “Et incarnatus” of Haydn’s 4th Mass.


Ex. 124. HAYDN: 4th Mass.

*Adagio.*

The musical score consists of five staves. The top staff is for the Fagotto Solo, marked *p* and *tr*. The second staff is for Viol. I, 2, marked *p* and *tr*. The third staff is for Viola, marked *p*. The fourth staff is for the Organo, marked *Flautino*. The bottom staff is for Bassi, marked *p*. The tempo is *Adagio*. The key signature is one sharp (F#) and the time signature is 3/4. The score shows the first few bars of the piece, with the organ and strings entering together.

\* Those who are interested in the matter may be referred to a series of articles on the subject by the author of the present volume, which appeared in *The Monthly Musical Record*, in March, April, and May, 1883.





First system of musical notation, featuring five staves. The top staff is a soprano line with trills marked 'tr'. The second staff is an alto line with trills marked 'tr'. The third staff is a tenor line with trills marked 'tr'. The fourth and fifth staves are a grand staff (treble and bass clefs) with trills marked 'tr'. The music is in a major key and 4/4 time.



Second system of musical notation, featuring five staves. The top staff is a soprano line. The second staff is an alto line. The third staff is a tenor line. The fourth and fifth staves are a grand staff (treble and bass clefs). The music continues with various rhythmic patterns and dynamics.



Third system of musical notation, featuring five staves. The top staff is a soprano line with trills marked 'tr'. The second staff is an alto line with dynamics 'f' and 'p'. The third staff is a tenor line with dynamics 'f' and 'p'. The fourth and fifth staves are a grand staff (treble and bass clefs) with dynamics 'f' and 'p'. The music concludes with various dynamics and trills.

Here the indication of the stop to be used, 'Flautino,' is a little obscure. The stop is of 4-feet pitch, and therefore would sound an octave higher than written; but it is difficult to believe that this somewhat trivial effect is what the composer intended. Probably a softly voiced flute stop was meant, and Haydn noted the sounds as he wished them heard.\* The soft interludes of the organ contrast charmingly with the melody given to the first violin doubled by the bassoon in the lower octave.

192. Fifteen sonatas for organ with orchestra by Mozart are published in the complete edition of his works, but in only five of these is the organ part fully written out, and there is but little in its treatment that is specially distinctive. We prefer to quote two excellent examples of the use of the organ from his sacred music. The first is the commencement of the air "Laudate Dominum," in the first Vespers.

Ex. 125. MOZART: 'Vesper de Dominica.'

*Allegro.*

Viol. 1.

Viol. 2.

Organo.

Bassi.

*p*

*f*

*tr*

*p*

*f*

*f*

\* Perhaps the effect designed would be best reproduced either by playing the organ part as written on a Stopped Diapason, or by playing it *an octave lower than written* on a soft Flute of 4 feet.

Viol. 1, 2. *unis.*

Here the organ is chiefly used as a substitute for the wind instruments which are not in the score.

193. Our second example from Mozart is more curious.

**EX. 126. *Andante sostenuto.*** MOZART: 15<sup>th</sup> Mass.

Oboe 1<sup>o</sup> *p*

Fagotti. *p*

Viol. 1, 2, con sordini. *p*

Organo. *p*

Bassi. *pizz.* *p*

Musical score for an orchestra. The score includes staves for strings, woodwinds, and organ. The organ part is marked with a trill (*tr*) and includes the notation *&c.*

In this passage the organ is treated, in the right hand part, as if it were a solo wind instrument, and combined with the oboe and bassoon. In many of Mozart's works, written for small, or incomplete orchestras, we find one instrument doing duty in place of another that is missing. Here the organ solo looks as if it were a substitute for the clarinet, an instrument which was not in the orchestra at Salzburg, for which Mozart wrote most of his masses.

194. The next illustration we give shows the organ combined with brass instruments and harp.

**Ex. 127. *Andante con moto.* MENDELSSOHN: 98<sup>th</sup> Psalm.**

Musical score for Ex. 127, featuring Trombe in C, Tromboni 1, 2, Trombone 3, Arpa, Organo, and Cello/Basso. The score includes dynamic markings like *p*, *f*, and *pizz.*

Notice here, as bearing on the question of balance of tone, that the harp plays *forte*, while the organ and brass are *piano*. The effect of the combination is very fine.

195. Comparatively few modern scores are to be found in which the organ is used otherwise than as an accompaniment for voices. We now give a few examples of its treatment in concertos. An interesting work of this kind is Rheinberger's Concerto, Op. 137, for organ, with the accompaniment of strings and three horns. The variety of combination obtained with so few instruments is remarkable. We give two extracts.

EX. 128. *Maestoso.* RHEINBERGER: Organ Concerto, Op. 137.

Corn 1, 2, in F. *pp*

Corno 3, in F. *pp*

Viol. 1. *p*

Viol. 2. *p*

Viola. *p*

Bassi. *p*

Organo. *mf*

Corn 1, 2. *p*

Corno 3. *p*

Viola. *p*

Organo. *p*

Ped. *p*

Cornj 1, 2.

Corno 3.

Viol. 1.  
pizz.

Viol. 2.  
pizz.

Viola.

Bassi.  
pizz.

Corno 3.

arco.

arco.

arco.

arco.

ff

In the first four bars of this passage the arpeggios of the organ are accompanied by sustained chords for the horns; in the following bars the viola doubles the melody of the organ in the lower octave, while the other strings play *pizzicato*; while in the last two bars a good effect is obtained by the quavers for all the strings *forte* against the sustained chords of the organ. It should be said that in all cases the organ part is written in the original on three



the organ has chiefly accompaniment, the principal subject being divided between the violins and the horns. It is unusual to find the second horn part written so high as in the third and fifth bars of this passage (Vol. I., § 355). Rheinberger has in this work written the third horn below the second; in a performance it would be advisable for the second horn part to be played by the third horn, and *vice versâ*.

197. M. Guilmant, the celebrated French organist, has published, under the title of 'Symphony for organ and orchestra,' a work which is in reality an organ concerto, in which the full resources of the orchestra are brought into play, the score containing three trombones and tuba, and even (in the finale) the big drum and cymbals. Our first quotation from this work

Ex. 130. *Allegro.* GUILMANT: 1<sup>st</sup> Symphony for Organ and Orchestra.

Viol. 1, 2.  
Viola.

Bassi.

Organo.

*pizz.*

*pizz.*

*p*

*Ped.*

*cresc* . . . . . *en*

*do.*

&c.



is the beginning of the second subject of the first movement, and shows a quiet accompaniment for pizzicato strings to the flowing harmonies of the solo instrument.

198. In the following passage, taken from the same movement,

Ex. 131. *Allegro.* GUILMANT: 1<sup>st</sup> Symphony for Organ and Orchestra.

Flauti.

Oboi.

Clarinetti  
in B.

Fagotti.

Corni  
in F.

Corni  
in D.

Trombe  
in D.

Timpani  
in D, A.

Viol. 1.

Viol. 2.

Viola.

Bassi.

Manual.  
Organo.

Pedal.

*ff*



199. In presenting several extracts from his own two organ concertos, the author's apology must be that they show combinations which he has been unable to find in any other scores that he has consulted. In the first to be given,

## EX. 132.

E. PROUT: 1st Organ Concerto.

*Allegro moderato.*

Viol. 1, 2.

Viola.  
Bassi.Manual.  
Organo.

Pedal.

The first system of the musical score includes staves for Violins 1 and 2, Viola and Basses, Manual and Organ, and Pedal. The key signature is one sharp (F#) and the time signature is 4/4. The tempo is marked *Allegro moderato*. The Violin part begins with a forte (*f*) dynamic and a *pizz.* (pizzicato) marking. The Organ part is marked *mp* (mezzo-piano) and includes a note for the 8-foot stop. The Pedal part has a *p* (piano) dynamic.

The second system continues the musical score for the same instruments. It features similar dynamics and markings, including *p* (piano) and *pizz.* (pizzicato) for the strings, and *mp* (mezzo-piano) for the organ. The notation continues with various rhythmic patterns and articulations across the staves.

Oboi.

Clar. in A.

Corni in G.

*p*

*p*

&c.

Detailed description: This page contains a musical score for an orchestral section. It features three staves for woodwinds: Oboe (treble clef), Clarinet in A (bass clef), and Corni in G (treble clef). The woodwinds play a melodic line with eighth and sixteenth notes, marked with a piano (*p*) dynamic. Below these are two systems of piano and string parts. The piano part is written in treble clef, and the string part is in bass clef. The piano part includes a section marked '&c.' (and cetera). The string part features a rhythmic accompaniment with eighth and sixteenth notes. The score is arranged in two systems, with the piano and string parts grouped together in each system.

the subject heard on the organ is imitated freely at a bar's distance by the violins. In the second half of the passage, the arpeggios of the organ accompany the themes given to the orchestra.

200. In our next example, taken from the coda of the Andante,

Ex. 133. *Andante.* E. PROUT: 1<sup>st</sup> Organ Concerto.

The musical score for Ex. 133 is arranged in four systems. The first system contains the Flauto Solo and Corno in C Solo parts, both in treble clef with a 2/4 time signature. The Flauto part begins with a *p* dynamic. The second system contains the Timpani in C, G. part in bass clef, starting with *pp* dynamics and featuring trills. The third system contains the Organ part, split into two staves (treble and bass clefs), starting with a *f* (8 ft.) dynamic and including a *Ped.* marking. The fourth system continues the organ part with a *dim.* marking. The organ part features a flowing subject in quavers, while the timpani provides a *pianissimo* roll and trills.

the flowing subject in quavers for the organ is accompanied by a *pianissimo* roll for the timpani, and by fragments of the chief subject of the movement, given to the flute and horn in octaves.

201. Our last extract from this concerto

Ex. 134. *Alla breve e vivace.* E. PROUT : 1<sup>st</sup> Organ Concerto.

Cornii in E. *f ben marcato.*

Cornii in G. *f ben marcato.*

Trombone 1<sup>o</sup>. *f ben marcato.*

Organo. *mf* (8 & 4 ft.)  
Ped. 1. 1.

&c.

is the commencement of the choral "Gelobet seist du, Jesu Christ," which is introduced in the finale of the work. It is given out by four horns and one trombone in unison, against a florid counterpoint for the organ. Only the opening bars are quoted.

202. In the following passage

Ex. 135.

E. PROUT: 2<sup>d</sup> Organ Concerto.

*Allegro maestoso.*

Clarinetto 1<sup>o</sup>  
in B.

Fagotto 1<sup>o</sup>

Viol. 1, 2.  
Viola.

Bassi.

Manual.  
Organo.

Pedal.

*p*

*pizz.*

*pizz.*

*p*

*p*

(8 ft.)

Fl. 1<sup>o</sup>

Ob. 1<sup>o</sup>

*p*

the melody is divided between the organ and the wind instruments, the latter being accompanied by pizzicato chords for the strings.

## 203. In our final quotation,

Ex. 136.

E. PROUT: 2<sup>d</sup> Organ Concerto.

*Larghetto.*

Flauto 1<sup>o</sup>

Oboe 1<sup>o</sup>

Clarinetti  
in B.

Fagotti.

Corni  
in F.

Viol. 1, 2.

Viola.  
Bassi.

Organo.

*mp* (3 & 4 ft.)



nothing but the melody is allotted to the organ, the entire harmony being given to the orchestra.

204. It will mostly be advisable for the composer, when combining the organ with the orchestra, to furnish some general indication as to the amount and kind of tone he desires. We have already spoken of the advisability of a very sparing employment of reed stops in such cases. In our last example, for instance, it would be absurd to play the organ part on a solo reed stop, such as the clarinet. The right quality here would be obtained by the use of soft 8 and 4 feet flute stops. But organs differ so much, that it is best not to go beyond general indications; something must be left to the taste and judgment of the performer.

205. The organ is sometimes to be found in operatic scores. In such cases it is introduced in accordance with the requirements of the scene, and is seldom combined with the orchestra. It is either used as a solo instrument, as in the organ prelude introducing the prayer in the third act of Auber's 'Domino Noir,' or for the accompaniment of voices, as in the fifth act of 'Robert le Diable.'

206. In a few modern scores the HARMONIUM has been employed instead of the organ. From the nature of the instrument, its tone has but little carrying power; neither can it adequately replace the organ. Its use is to support a chorus in passages of difficult or uncertain intonation. Liszt employs it in this way in his oratorio 'Christus,' and in the finale of his 'Dante' symphony, in which he introduces a choir of female voices intoning the 'Magnificat.' Berlioz, in his 'Childhood of Christ,' accompanies the invisible chorus of angels, which ends the first part of the oratorio, with the harmonium. In each case the composer directs that the instrument shall be behind the orchestra. Excepting for such a purpose as this, the harmonium is of little use, and we know no instance of its employment in orchestral combination, properly so called, though, in some concerts, it is used to supply (which it does very imperfectly) the place of wind instruments.

## CHAPTER VIII.

## ORCHESTRAL ACCOMPANIMENT.

207. Hitherto we have treated of the orchestra as an independent force ; and, though a small proportion of the examples cited has had voice parts, the relation of the orchestra to the voice has been only incidentally touched on. But in vocal music, such as operas, oratorios, or cantatas, the orchestra in general takes a subordinate position, and becomes the medium of accompaniment. It is from this point of view that we have to deal with it in the present chapter. It will be convenient to divide our subject into two parts, and to speak first of the accompaniment of concertos and other instrumental solos, and then of the accompaniment of vocal music, whether for solo voices or for chorus.

208. Concertos have been written for nearly every instrument ; but by far the larger number existing are either for the piano or the violin. But, whatever instrument be selected, the general principles regulating the treatment of the orchestra in accompanying are the same. Of these, the first to be given, and one of the most important, is, *Always keep the orchestra subordinate to the solo instrument, excepting where the latter has merely the accompaniment.*

209. In order to accomplish this more effectually, it is mostly advisable with a large orchestra to let only a few desks of the strings accompany the soloist, the rest entering only in the interludes, &c., separating the different solo passages. In most modern concertos this is indicated by marking the different passages '*Tutti*' and '*Solo.*' Where this has not been already done, the conductor should see to it. Exactly how many desks shall accompany the solos is a matter which must depend upon the size of the hall and other considerations ; no definite rule can be laid down.

210. Another important hint for the student is that it is desirable that the greater part of the accompaniments of a concerto should be allotted to the strings. It must be understood that this by no means precludes the employment of the wind instruments, either alone or in combination with the strings, from time to time. But the same reasons given in our first volume (§§ 55-57) for the general predominance of the strings in orchestral writing apply with equal force here. More especially is this the case with regard to their power of subduing their tone. In very quiet solo passages, it is exceptional to find the accompaniment given to wind instruments.

211. The unobtrusive quality of the strings is another reason why they are so much used for accompaniment. Their tone blends equally well with all instruments; even in a violin concerto the soloist is always able to hold his own against them without difficulty; for the tone of one violin differs essentially in *quality* from that of a number of violins playing in unison.\*

212. With the conspicuous exception of Schubert, nearly all the great masters, and many who stand in the second rank, have written concertos for the piano. In the earlier examples—in the concertos of Mozart and Dussek, for instance, the orchestral part, excepting in the *tuttis* which divide the different solos, is in general of quite secondary importance, though we find Mozart in his later works bringing the orchestra into more prominence, and foreshadowing the methods of procedure of Beethoven, whose piano concertos have been not inaptly described as “symphonies with piano *obbligato*.”

213. Into the form of the concerto we do not enter here; that has been already discussed in a preceding volume of this series.† But there is one important difference between pianoforte concertos and those for all other instruments excepting the organ. In a concerto for a stringed or wind instrument the harmony has to be supplied by the orchestra; it is rare, excepting in a cadenza, to find more than a very few bars left entirely without accompaniment. Almost the only example of this that occurs to us is the

\* This fact is perfectly well known to all who have much experience of orchestral concerts; the probable explanation is that, with a number of instruments playing the same part, though each performer may play well in tune, there will be very slight differences of intonation—amounting possibly to only a few vibrations—not sufficient to be perceptibly false, yet enough to cause ‘beats’ when all are playing together. It has been suggested that the peculiar resonance of a large mass of strings playing in unison is due to the presence of these beats. Besides this, the slight differences in timbre of the individual instruments will render their combined tone different in quality from that of the soloist.

† *Applied Forms*, §§ 370-382, 478-483.

opening of Beethoven's Romance in G, Op. 40, for violin and orchestra.

## Ex. 137.

BEETHOVEN: Violin Romance, Op. 40.

Flauto.

Oboi.

Fagotti.

Corni in G.

Violino Principale.

Viol. 1. 2.

Viola. Bassi.

*p*

*p*

*a 2.*

*p*

*p*

*pizz.*

*p*

*pizz.*

&c.

Here, it will be seen, the subject is announced by the solo violin in two-part harmony, and repeated in full harmony of four parts by the orchestra.

214. In a pianoforte concerto, on the other hand, one of the commonest effects is that of a dialogue between the solo instrument and the orchestra. An excellent example of this is found in the Rondo of Beethoven's great concerto in E flat, where the first subject, originally given to the piano alone, is divided—the phrases being alternately allotted to the piano and the full orchestra.

**Ex. 138.** BEETHOVEN : Concerto in E flat, Op. 73.

*Allegro.*

Flauti.

Oboi.

Clarinetti  
in B.

Fagotti.

Corni  
in E $\flat$ .

Trombe  
in E $\flat$ .

Timpani  
in E $\flat$ , B $\flat$ .

Pianoforte.

Viol. 1 $^{\circ}$

Viol. 2 $^{\circ}$

Viola.

Bassi.

This musical score page contains 13 staves of music. The top five staves are for woodwinds: Flute (1), Flute (2), Clarinet in B-flat, Bassoon, and Contrabassoon. The next two staves are for strings: Violin I and Violin II. The bottom four staves are for piano accompaniment, including the right and left hands. The score features various musical notations such as trills (tr), accents, and dynamic markings (f). A 'Ped.' (pedal) marking is present in the piano accompaniment section. The music is written in a key with one flat and a 7/8 time signature.

*tr*

*tr*

*espressivo.*

*tr*

The image displays a page of musical notation for an orchestra, consisting of ten staves. The notation is in a key signature of two flats (B-flat and E-flat) and a 2/4 time signature. The first staff is marked with a forte (*f*) dynamic and features a melodic line with a series of eighth notes. The second staff also has a forte (*f*) dynamic and shows a more complex rhythmic pattern. The third and fourth staves continue the melodic and rhythmic development, with the fourth staff marked *f*. The fifth and sixth staves show a more rhythmic, possibly woodwind or string, part, with the fifth staff marked *f*. The seventh staff is marked *f* and features a melodic line. The eighth and ninth staves are grouped together with a brace on the left and marked *f*; the eighth staff has a melodic line, and the ninth staff has a rhythmic pattern. The tenth staff is marked *f* and features a melodic line. The notation includes various musical symbols such as notes, rests, beams, and dynamic markings.

Another striking example, though different in character and effect, will be seen in the slow movement of Beethoven's concerto in G.



215. Somewhat analogous is the following passage in which the cadence of each phrase for the piano is echoed by the strings.

Ex. 139. *Allegro molto moderato.* GRIEG: Concerto, Op. 16.

Pianoforte. *mp*  
*Ped. \** *Ped.*

Viol. 1. *p* *pp*

Viol. 2. *p* *pp*

Viola. *p* *pp*

Cello. *p* *pp*

*Ped. \** *Ped.*

&c.

C. Basso.

216. More frequent than the alternation of piano and orchestra is their combination, the possible varieties of which are inexhaustible. We give a few illustrations of some of the more frequently used effects. In the first a *cantabile* melody is given to the piano, and accompanied by simple four-part harmony for the strings.

Ex. 140. *Larghetto.*

MOZART: Piano Concerto in D, No. 26.

Pianoforte.

Viol. I.

Viol. 2.

Viola.

Bassi.

In such a passage as this, it will be well not to write long notes in the upper part of the piano, as the tone is not very full, and has little sustaining power. A somewhat similar effect to the above will be seen near the end of the slow movement of Mendelssohn's concerto in G minor, where the subject is played in octaves by the piano, and accompanied by a *legato tremolo* for divided violins.

217. If an even lighter accompaniment to a melody than that shown in our last example is desired, the *pizzicato* of the strings may be employed.

Ex. 141. *Andante.* MENDELSSOHN : Capriccio, Op. 22.

Pianoforte. *p* *cresc.*

Viol. 1. *pizz.* *p*

Viol. 2. *pizz.* *p*

Viola. *pizz.* *p*

Bassi. *pizz.* *p*

A musical score for six instruments, likely strings and woodwinds. The score is written in a common time signature (C) and a key signature of one flat (B-flat). The instruments are arranged in two systems of three staves each. The top system includes a treble clef staff with a melodic line, a bass clef staff with a rhythmic accompaniment, and a middle staff with a melodic line. The bottom system includes a treble clef staff with a melodic line, a bass clef staff with a rhythmic accompaniment, and a middle staff with a melodic line. The score features various rhythmic patterns, including eighth and sixteenth notes, and rests. There are also some markings like 'x' and 'r' above notes in the top staff.

218. The softer wind instruments may also be sometimes advantageously used for the purposes of accompaniment.

**EX. 142.** GOETZ: Concerto in B flat, Op. 18.

*Mässig langsam.*

Oboe 1<sup>o</sup> *pp*

Clarinetten in B. *cl* *pp*

Fagotti. *cl* *pp*

Pianoforte. *Sua* *dolce.*

Cello e Basso. *Vc.* *Tutti.*

A musical score for five instruments: Oboe 1, Clarinets in B, Bassoons, Piano, and Cello/Bass. The score is in a common time signature (C) and a key signature of one flat (B-flat). The tempo is marked 'Mässig langsam.' The Oboe 1 part is marked 'pp'. The Clarinets in B and Bassoons parts are marked 'cl' and 'pp'. The Piano part is marked 'Sua' and 'dolce.'. The Cello and Bass part is marked 'Vc.' and 'Tutti.'. The score features various rhythmic patterns, including eighth and sixteenth notes, and rests.

Sola...

Observe here that the wind is marked *pp*, while the piano is *dolce*.

219. Very frequently the chief melody is in the orchestra, while the piano has ornamental figuration. An effective example of this is the following passage, from the first movement of Mendelssohn's G minor concerto.

Ex. 143. *Molto allegro con fuoco.* MENDELSSOHN: Concerto in G minor.

Clarineti in B. *p espress.*

Fagotti.

Pianoforte. *p leggiero.* *pp*

Viol. 1, 2. *ff* *pizz.* *p*

Viola. *pizz.* *p*

Bassi. *pizz.* *p*

N

This page contains three systems of musical notation for an orchestra. Each system consists of five staves: two for woodwinds (flute and oboe), two for strings (violin and viola), and one for the cello and double bass. The music is in a key with one flat (B-flat) and a common time signature. The first system shows a melodic line in the woodwinds and a rhythmic accompaniment in the strings. The second system features a more active woodwind part with the instruction *leggiro.* (light). The third system continues the woodwind melody with a *pp* (pianissimo) dynamic marking. The score includes various musical notations such as slurs, ties, and dynamic markings.

220. Our next example shows two simultaneous melodies—one for the piano, and the other for the violins—accompanied by staccato chords for wind and strings alternately.

Ex. 144.

MENDELSSOHN : Concerto in D minor.

*Presto scherzando.*

Clarineti in A. *pp*

Fagotti. *pp*

Corni in D. *pp*

Pianoforte. *p*

Viol. 1, 2. *pp*

Viola. Bassi.

A musical score for piano and orchestra. The piano part is written in a grand staff (treble and bass clefs) with a key signature of one flat and a 3/4 time signature. It features a complex, rhythmic melody with many sixteenth and thirty-second notes. The orchestra part consists of several staves, including strings and woodwinds, with various markings and dynamics.

221. The examination of the numerous published scores of pianoforte concertos will show the student many other combinations, which we have not room here to quote. Before proceeding to speak of concertos for other instruments, we give, as our final example for the piano, a very novel and piquant passage from Liszt's first concerto.

Ex. 145. *Allegretto vivace.* LISZT: Concerto in E flat.

Flauto 1º *p Scherzando.*

Triangolo. *Sva.....*

Pianoforte. *p Ped.* \* *Ped.* \*

Viol. 1. 2. *pizz.*

Viola. *pizz.*

A musical score for an orchestral passage. The score is in E-flat major and 3/4 time. It includes parts for Flauto 1º, Triangolo, Pianoforte, Viol. 1. 2., and Viola. The piano part is the most prominent, featuring a complex, rhythmic melody with many sixteenth and thirty-second notes. The Flauto 1º part has a melodic line with a wavy line above it. The Triangolo part has a dotted line above it. The Viol. 1. 2. and Viola parts have a pizzicato marking. The score includes dynamic markings like *p* and *Sva*, and performance instructions like *Scherzando* and *Ped.*



Musical score for piano and orchestra. The piano part is on the left, and the orchestra part is on the right. The piano part features a complex melodic line with many accidentals and ornaments. The orchestra part includes staves for flute, triangle, and violins/viola. The flute and triangle parts play the upper notes of the piano's melody. The violins and viola play a pizzicato accompaniment. Pedal markings are present in the piano part.

Notice here the effect of the combination of the upper notes of the piano with the flute and triangle, while the harmony is supplied by the pizzicato of violins and viola.

222. In writing concertos for other instruments than the piano, the same general principles will be observed that have been illustrated in the examples that we have given. But besides the fact already referred to (§ 213), that other instruments require the orchestra to complete the harmony, it is necessary to remember that, in the case of a bowed instrument, the orchestra will produce a similar quality of tone; and care must be taken so to lay out the score that the solo instrument is not obscured. Some of the many ways in which this can be effected will be shown in the extracts from various concertos that we shall now give.

223. In our first example, taken from the first movement of Beethoven's violin concerto,

**Ex. 146.** *Allegro ma non troppo.* BEETHOVEN: Violin Concerto.

Musical score for Beethoven's Violin Concerto, first movement. The score is for a full orchestra and a solo violin. The instruments listed are Oboi, Clarinetti in A, Fagotti, Timpani in D. A., and Violino Principale. The tempo is *Allegro ma non troppo*. The score shows the orchestral accompaniment for the first few measures, with the violin part starting on the bottom staff. The tempo is marked *p* (piano) for the orchestra and *dolce* for the violin.

This musical score consists of five staves. The first three staves (Treble, Alto, and Bass clefs) show a gradual increase in volume, marked with *cresc.* and dynamic markings *sf* (sforzando) and *p* (piano). The fourth staff is a Cello part, and the fifth staff is a Violin part, both marked with *cresc.* and *sf*. The music features sustained chords and melodic lines with slurs.

the violin is accompanied only by reed instruments and drums. Here the contrast of tone between the solo instrument and the orchestra is very marked. Notice that at the end of the passage the real bass of the harmony is given to the drums.

224. In the following passage, taken from the Rondo of the same work,

EX. 147. BEETHOVEN: Violin Concerto.

This musical score is for an orchestral passage from Beethoven's Violin Concerto. It includes parts for Fagotto 1, Violino Principale, Viol. 1., Viol. 2., Viola, and Bassi. The key signature has two sharps (D major) and the time signature is 6/8. The Fagotto part is marked *dolce* and features a descending melodic line. The Violino Principale part has a complex, rhythmic figure. The Viol. 1. and Viol. 2. parts play a steady eighth-note accompaniment. The Viola and Bassi parts provide harmonic support, with the Bassi part marked *pizz.* (pizzicato) and *p* (piano).

The image displays a page of musical notation for orchestral accompaniment, consisting of two systems of staves. Each system includes a treble clef staff, a bass clef staff, and a grand staff (treble and bass clefs). The notation is dense with rhythmic patterns, including eighth and sixteenth notes, and rests. The first system shows a complex melodic line in the upper staves and a more rhythmic accompaniment in the lower staves. The second system continues this pattern, with a 'c.' (crescendo) marking in the upper right and an 'arco.' (arco) marking in the lower right. The page is numbered 201 in the top right corner.

the subject is allotted to the bassoon, with a simple figure of accompaniment for the strings, while the solo instrument has a florid counterpoint in semiquavers. The passage has some analogy to that seen in Ex. 143.

225. In violin concertos much effect can be obtained by the soloist playing on the fourth string. (See Vol. I., § 61). An excellent illustration of this is found in the Adagio of Spohr's 'Scena Cantante.'

Ex. 148. *Adagio*. SPOHR: 8<sup>th</sup> Concerto. (Scena cantante.)

*sempre una corda.*

Violino Principale. *f.*

Viol. 1. *ppp*

Viol. 2. *ppp* 3 3 6 12

Viola. *ppp* 3 3 6 12

Cello. *ppp* 3 3 6

C. Basso. *pizz.*

Here the *forte* of the solo instrument on the fourth string is distinctly heard through the other strings, though the first violins of the orchestra are in the second bar more than two octaves above the soloist.

226. Our next illustration

Ex. 149. *Allegro molto vivace.* MENDELSSOHN: Violin Concerto.

Clarineti in A. *p*

Fagotti. *p*

Violino Principale. *p < >*

Viol. 1. *pp*

Viol. 2. *pp*

Viola. *pp*

Cello e Basso. *pizz.* *arco.* *pp*

*sempre pp*

*sempre pp*

*sempre pp*

*sempre pp*

This musical score features seven staves. The top two staves are for the Violin I and Violin II parts, with the Violin I part marked *cresc.* The third staff is for the Violin Soloist, also marked *cresc.* The bottom four staves are for the string ensemble (Viola, Cello, and Bass), with the Cello and Bass parts marked *cresc.* The music is in a key with one sharp (F#) and a 2/4 time signature. The solo violin part plays a sustained, melodic line, while the strings play rhythmic patterns and fragments of the first subject.

shows a sustained melody for the solo violin, while fragments of the first subject of the movement are heard from the strings.

227. Our last quotation from a violin concerto illustrates a point that has not yet been mentioned.


Ex. 150. *Allegro energico.*

BRUCH: Violin Concerto, Op. 26.

This musical score is for an orchestral excerpt. It includes staves for Fagotti, Corni in D, Violino Principale, Viol. 1., Viol. 2., Viola, Cello, and Bass. The key signature has one sharp (F#) and the time signature is 2/4. The Fagotti and Corni parts are marked *p*. The Violino Principale part is marked *ff* and *pizz.* The Viol. 1. and Viol. 2. parts are marked *mf* and *pizz.* The Viola, Cello, and Bass parts are marked *mf* and *pizz.* The music is characterized by strong accents and a driving, energetic rhythm.



The first system of the musical score consists of seven staves. The top staff is a double bass line with a treble clef, containing a melodic line with slurs and accents. The second staff is a violin line with a treble clef, featuring a melodic line with slurs and accents. The third staff is a viola line with a treble clef, containing a melodic line with slurs and accents. The fourth and fifth staves are a pair of woodwinds (likely flutes and oboes) with treble clefs, playing a rhythmic accompaniment of eighth notes. The sixth and seventh staves are a pair of cellos and double basses with bass clefs, playing a rhythmic accompaniment of eighth notes.



The second system of the musical score consists of seven staves. The top staff is a double bass line with a treble clef, containing a melodic line with slurs and accents. The second staff is a violin line with a treble clef, featuring a melodic line with slurs and accents. The third staff is a viola line with a treble clef, containing a melodic line with slurs and accents. The fourth and fifth staves are a pair of woodwinds (likely flutes and oboes) with treble clefs, playing a rhythmic accompaniment of eighth notes. The sixth and seventh staves are a pair of cellos and double basses with bass clefs, playing a rhythmic accompaniment of eighth notes. The word *sf* is written below the third staff, and the symbol *&c.* is written at the end of the fourth staff.

In a concerto many difficulties may be written for the soloist which no composer of judgment would think of writing for the orchestra. Such double-stops as those seen in the first part of this passage—especially in the third bar—would be altogether beyond the reach of average orchestral players. No doubt many men could be found in our best orchestras who could play them; but it would be most unsafe to write them, for it is certain that many players could not be relied upon to do them justice. The passage here given is by no means the most difficult that could be quoted. To name but two modern works—Brahms' violin concerto and Joachim's Hungarian concerto are full of difficulties which tax the power of even the finest virtuosi.

228. Notice also in the above extract the contrast between the solo and the accompaniment, with its *sforzando* chords for the wind on the second crotchet of the bar, and the pizzicato full chords for the strings. Observe, too, how the chords are written, and compare what was said in Vol. I., §§ 78, 79.

229. It is comparatively seldom that solos with orchestral accompaniment are written for any other stringed instrument than the violin. The important solo part for the viola in Berlioz's 'Harold' symphony is not a parallel case to those we are now considering, as this part is not written in the concerto style. Weber has written two solos for viola with orchestra; and Schumann, Raff, and others have written concertos for the violoncello; but both these instruments combine less well than the violin with the orchestra, owing to their lack of brilliancy; and it is therefore difficult to make them effective.

230. Occasionally concertos have been written for more than one stringed instrument. A concerto in D minor, by J. S. Bach, for two violins is well known and frequently performed. Spohr has written two double concertos (or, as he calls them, 'Concertante'), Ops. 48 and 88, for two violins with orchestra, as well as a 'Quartett Concerto' (Op. 131) for two violins, viola, and violoncello with orchestra. A very interesting work is Mozart's concerto in E flat, for violin and viola (see Vol. I., § 116), while Brahms has left us a double concerto for violin and violoncello.

231. If a concerto be written for a wind instrument, it will generally be best not to use another instrument of the same kind in the orchestra; the only exception to this general principle being in the case of the horn, when the orchestral horn parts should be almost exclusively confined to the *tutti* passages. The



principle here enunciated is founded upon the practice of Mozart, in whose numerous concertos for wind instruments (flute, clarinet, bassoon, and horn) we find it invariably observed. It should be added that, if the solo part be for a wind instrument, the accompaniment should be chiefly for strings. If other wind instruments are employed, much care is needed, to preserve the due prominence of the solo part.

232. We have now to speak of the accompaniment of vocal music, and this naturally divides into two parts—the orchestration of solos, and that of choral music. We shall deal first with the former.

233. The simplest forms of orchestral accompaniment to vocal music are mostly to be found in recitatives. In older works, such as the oratorios of Handel or the operas of Mozart, we generally find what is known as “*recitativo secco*”—that is, a recitative accompanied only by a figured bass, the chords being filled up on the harpsichord, or piano.\* Gluck in his later operas was, we believe, the first to accompany the recitatives throughout by the orchestra—with very rare exceptions, by strings only—and all modern composers follow this example. Except occasionally for a special effect (*e.g.*, in some of Marcel’s recitatives in ‘*Les Huguenots*’), the *recitativo secco* is quite obsolete.

234. As recitative is in reality declamation sung instead of spoken, and it is of the first importance that the words should be distinctly heard, the accompaniment should in general be very light, and wind instruments should either not be used at all—in the majority of cases they are not—or treated with extreme discretion. We recommend to the student a careful examination of the accompanied recitatives in ‘*Figaro*’ (“*Hai già vinta la causa,*” “*E Susanna non vien,*” “*Giunse alfin il momento*”), in ‘*Don Giovanni*’ (“*Don Ottavio, son morta,*” “*Crudele? ah, no, mio bene*”), and in Mendelssohn’s oratorios, as excellent models for the treatment of recitative.

235. Recitative is generally accompanied either by long-sustained harmonies for the strings, or by detached chords, the *tempo* being always free, and at the discretion of the singer. But very

\* In England the custom prevailed until recently of filling up the harmonies by arpeggio chords on a violoncello; and even now, though the employment of the piano has become much more general, the old and unwarrantable method is not wholly abandoned.

frequently interludes for the orchestra, in strict time, are introduced between the various phrases. In such cases a fuller orchestration may be used, as there will be no fear of overpowering the voice.

236. As a fine illustration of what has just been said, we give a part of a recitative from Mendelssohn's 'St. Paul.'

EX. 151. MENDELSSOHN: 'St. Paul.'

*Adagio.*

Oboi. *f* *f*

Fagotti. *f* *f*

Corni in F. *f* *f*

Viol. 1. *p* *f* *f*

Viol. 2. *p* *f* *fpp* *f*

Viola. *p* *f* *fpp* *f*

Basso Solo. *f* *f*

Assaith the Prophet: All your i-dols are but falsehood,

Organo. *ff* (Full without mixtures.)

Bassi. *f* *f*

The musical score consists of ten staves. The top two staves are for the first and second violins, both in G major and 4/4 time. The third and fourth staves are for the first and second violas, also in G major and 4/4 time. The fifth and sixth staves are for the first and second violas, featuring a tremolo effect. The seventh staff is for the cello and double bass, with a tremolo effect. The eighth staff is for the organ, with a tremolo effect. The ninth and tenth staves are for the first and second cellos, both in G major and 4/4 time. Dynamics include *f*, *fp*, and *f*. The text "and there is no breath in them : they are van - i - ty and the work of er - rors, &c." is written below the seventh staff.

Here the voice, with its declamatory passages, is accompanied only by the *tremolo* of the second violins and violas, the singer being left perfectly free ; the incidental passages for the orchestra are played in strict time. This quotation also furnishes a good example of the combination of the organ with the orchestra, of which we spoke in the last chapter.

237. It is not to be supposed that, even in the simpler recitative, the strings only are to be used for accompanying ; the softer

wind instruments can also be very effectively employed in the same way, as in the following passage :—

EX. 152. *Adagio.* colla parte. BEETHOVEN : 'Fidelio.'

Flauto. *p*

Oboi. *p*

Clarinetto 1<sup>o</sup>  
in A. *p*

Fagotto 1<sup>o</sup> *p*

LEONORE.

So leuch-tet mir ein Far-ben-bo-gen, der

hell auf-dun-keln Wol-ken ruht,

Here the 'colla parte' indicates that strict time is not to be kept, but that the instruments follow the singer. Beethoven probably marked it because in his time the wind was rarely used in recitative as here.

238. Of the infinite variety of ways in which a vocal solo can be accompanied it is impossible to mention more than a very few. Several have been already seen in examples given in the preceding and in the present volume; but, as the student will learn more by an examination of good models than in any other way, we shall give a few more illustrations, showing beautiful combinations of various kinds, and illustrating some points not yet touched on. Our first quotation gives a simple melody, with a very light accompaniment of *pizzicato* strings.

Ex. 153. *Larghetto.*

WEBER: 'Preciosa.'

Viol. 1, 2. *pizz.*

Vio. a. *pizz.*

PRECIOSA. *pizz.*

Cello. *pizz.*

Ein - sam bin ich nicht all - ei - ne, denn es schwebt ja, süß und mild,

239. Another charming example of a light accompaniment for muted strings only is the commencement of Siegmund's "Liebeslied" in the first act of 'Die Walküre.'

Ex. 154. *Moderato.*

WAGNER: 'Die Walküre.'

Viol. 1<sup>a</sup> *con sordini.*

Viol. 2<sup>a</sup> *con sordini.*

Viola. *con sordini.*

SIEGMUND. *con sordini.*

Cello. *con sordini.*

Win - ter - stür - me wick - en dem Won - ne - mond;..... in

mil - dem Lich - te leuch - tet der Lenz;..... auf

lin - den Lüft - - - - en leicht und lieb - - - - lich,

Wun - der - web - end er sich wiegt; durch

The shorter slurs here in the upper string parts indicate the phrasing, while the long slurs below show that two bars are to be played with the same bow. At the second and third quavers of the second bar will be seen consecutive seconds between the first violin and the voice. These are not objectionable here, because the violin part is only a broken chord, and the effect, as regards the harmonic progression, is the same as if F and E were sounded together, the D in the voice being only a passing note.\*

\* Compare *Applied Forms*, § 38.

240. Our next example shows more contrasts of colour.

## Ex. 155.

*Molto sostenuto.*

CHERUBINI: 'Faniska.

FANISKA.

E - ter - - no id - di - o, e - ter - - no id - di - o,

Cello 1, 2. *p assai.*

Cello 3. *p assai.*

C. Basso. *p assai.*

Flauti. *pp*

Oboi. *pp*

Fagotti. *a 2. pp*

Viol. 1, 2. *unis. pizz. p*

Viola. *pp*

FANISKA.

deh sen - - ti pie - tà pie - tà di miei tor -

*pizz.*

men-ti, pie-tà, pie - tà di miei... tor - men - ti.

A somewhat unusual effect is obtained here by the accompaniment of the voice by three-part harmony for the violoncelli in the first four bars. In the rest of the passage is seen the alternation of the divided celli with the wind instruments, while the violins' *pizzicato* supply broken harmony.

241. A very charming effect is produced in the first act of 'La Dame Blanche' by the combination of a march-like rhythm for the wind with *pizzicato* chords for the strings.



Ex. 156.

*Allegro moderato.*

BOIELDIEU: 'La Dame Blanche.'

Piccolo. *pp*

Flauto. *pp*

Oboi. *pp*

Clarineti in C. *pp*

Fagotto 1<sup>o</sup>. *p* *staccato.*

Viol. 1, 2. *pizz.*

Viola. *pizz.*

GEORGE. *pizz.*  
 Ah!..... quel plai-sir d'è - tre sol - dat,..... ah! quel plai-

Bassi. *pizz.*

- sir d'è - tre sol - dat! On sert par sa vail -

Flute  
Oboe  
Clarinet in C  
Bassoon  
Corno in F.  
Trumpet  
Voice

- lan - ce et son prince, et son prince et l'é - tat,

Observe the quaint and characteristic staccato for the first bassoon.

242. In dramatic music the voices often become subordinate to the instruments. In the following passage, for instance,

SCHUBERT: 'Der vierjährige Posten.'

Ex. 157.  
*Allegro vivace.*

Flauto 1<sup>o</sup>  
Oboe 1<sup>o</sup>  
Clarinetti in C.  
Fagotti.  
Viol. 1, 2.  
KÄTHCHEN.  
DUVAL.  
Viola.  
Bassi.

Fl.  
Ob.  
V. 1.  
V. 2.  
weit. Du gu - ter  
weit.

Hein - rich !

Du sti - sses Kind !

&c.

the singers have only ejaculations, while the melodies are allotted to the wind.

243. It is by no means unusual to find a voice accompanied by an *obligato* instrument—either string or wind—sometimes throughout a whole movement; sometimes only for an incidental passage. As more or less familiar instances may be named the airs “Salve dimora” in Gounod’s ‘Faust,’ and “Jours de mon enfance” in Hérold’s ‘Le Pré aux Clercs,’ both with solo violin; Annette’s song in the third act of ‘Der Freischütz,’ with viola *obligato*; the cavatina, “Be thou faithful unto death,” in Mendelssohn’s ‘St. Paul,’ with violoncello; and the song, “Parto, ma tu, ben mio,” with clarinet *obligato*, in Mozart’s ‘Clemenza di Tito.’ We give as our illustration an incidental clarinet solo accompanying the soprano voice from Spohr’s ‘Jessonda.’

Ex. 158. *Agitato.*

SPOHR: 'Jessonda.'

Clarinetto 1<sup>o</sup>  
in B.

*dolce.*

Corni in Eb.

Viol. 1, 2.  
Viola.

*pp*

JESSONDA.

Bassi.

*pizz.*

Durch des Him - mels

wei - - te Räu - me mei - ne

Lie - - be seh - nend ging,

&c.

*cresc.*

244. We next give a short passage showing the accompaniment of the voice by wind instruments only.

Ex. 159. ROSSINI: 'Otello.'

*Andante.*

Flauti.

Oboi.

Clarineti in B.

Fagotti.

Corni in E $\flat$ .

Trombe in B $\flat$ .

DESDEMONA.

Tromboni.

Deh calma, oh ciel, nel son - no per po - co..., le mie...

pe - - ne, fin - che l'a - ma - to be - - ne mi - - -

The image shows a musical score for a voice and orchestra. The vocal line is in the bottom staff, with lyrics: "ven - ga a con - so - lar." The accompaniment consists of seven staves above the voice. The first staff is a treble clef with a key signature of two flats (B-flat and E-flat) and a 7/8 time signature. The second staff is a treble clef with a key signature of two flats and a 7/8 time signature. The third staff is a treble clef with a key signature of two flats and a 7/8 time signature. The fourth staff is a bass clef with a key signature of two flats and a 7/8 time signature. The fifth staff is a treble clef with a key signature of two flats and a 7/8 time signature. The sixth staff is a treble clef with a key signature of two flats and a 7/8 time signature. The seventh staff is a bass clef with a key signature of two flats and a 7/8 time signature. The vocal line features a triplet of eighth notes in the second measure and another triplet in the fourth measure.

It is unusual to find the trombones placed, as here, under the voice. The explanation is, that the whole movement is accompanied only by wind. Rossini is often rather careless in writing for the trombones, which he always (at least, in all his scores which we have seen) writes on one staff. One can hardly imagine that the notes in the above extract are to be played by three trombones in unison; but the published score of 'Otello' gives no indication to the contrary. Similar doubtful cases are met with in some of his other operas.

245. In modern works brass instruments are sometimes used freely for the accompaniment of a solo voice. If this is done, great care is needed on the part of the composer not to overpower the singer. It is most important to remember that if the accompaniment be too loud, *the words become inaudible*. As excellent examples of a solo accompanied by brass may be named the bass solo "Mein Herr und Gott, nun ruf' ich dich," in the first act of 'Lohengrin,' and Mephistopheles' solo, "Voici des roses" in Berlioz's 'Faust.' It is worth noticing that the accompaniment of brass instruments is much more frequently used for a male than for a female voice.

246. In some cases it is possible to accompany a solo voice by the full orchestra without overpowering it. A very fine example of



The page contains a full orchestral score with a vocal line. The score is written in a key signature of two flats (B-flat and E-flat) and a 2/5 time signature. The instruments represented include Flute, Clarinet, Bassoon, Oboe, Violin I, Violin II, Viola, Violoncello, Double Bass, and various Percussion instruments (Timpani, Snare, Cymbals, and Triangle). The vocal line is in the lower part of the page, with lyrics in French.

pre - ci so-len - ni, fu - ne - ste em-pi - ron que-



The image shows a page of a musical score. It features a large orchestral accompaniment section at the top, consisting of multiple staves for various instruments. Below this, there is a vocal line. The vocal line is written on a single staff with a treble clef and a key signature of two flats (B-flat and E-flat). The lyrics are: "st'a - - e - re di cu - po ter - ror !". The music is in a 7/8 time signature. The orchestral accompaniment is dense and rhythmic, with many notes and rests. The vocal line is relatively simple, with a few notes and rests. The overall style is that of a classical or romantic era musical score.

Here the voice, which is throughout in the medium, can be quite distinctly heard above the orchestra, though the latter includes no

fewer than twelve brass instruments. This is effected partly by the rests in the orchestra, but still more by the fact that none of the instruments are above the voice, and all are playing *pianissimo* in their middle or lower registers.

247. If the whole orchestra is employed *forte* to accompany a solo, still more care is needed. In such cases it will often be advisable to let the full orchestra enter after or between, rather than with the singer. An excellent example of this procedure will be seen in Caspar's great song at the end of the first act of 'Der Freischütz,' while the close of the great scena, "Ocean, thou mighty monster," in 'Oberon,' in which Weber has been less careful about this point, is so heavily scored that it requires an exceptional voice to make head against the overpowering accompaniment.

248. The accompanying of choral music requires in general a different method of treatment from that adopted with solo voices. Here, also, consideration has to be taken of the size of the chorus, as compared with that of the orchestra. In a work written for a large choral society, numbering probably some hundreds of voices, a fuller and more powerful orchestration may be advisable than in accompanying an opera chorus, in which the voices will be hardly more numerous, and perhaps even fewer, than the orchestral players.\*

249. The first principle to be laid down for the accompaniment of choral music is, that it is mostly desirable that the orchestra

\* The present is the place to make a protest—in all probability unavailing—against the almost universal tendency (in this country, at least) to swamp the orchestra by too large a chorus. In the performance of modern works, this point is of less consequence, because they are mostly calculated for a very large choir, and scored accordingly. But in the works of the older masters, written for quite a different balance of power, a great deal of the effect is lost by the undue prominence of the voice parts in most choral performances. The late Hector Berlioz, than whom nobody ever more perfectly understood orchestral combination and the proper balance of power, gives in his treatise on 'Modern Instrumentation' (p. 241 of the English translation) his idea of the finest concert orchestra. It numbers in all 121 performers; and he adds: "If a choral composition were to be executed, such an orchestra would require 46 sopranos (firsts and seconds), 40 tenors (firsts and seconds), 40 basses (first and seconds)"—a total of 126 voices. At the first performance of Verdi's 'Requiem,' in 1874, we learn from the published score that the orchestra numbered 110, and the chorus 120. Our English public—and probably the critics also—would no doubt raise an outcry that the orchestra was far too strong; but this is only because of the utterly false idea which generally prevails here as to the proper balance of orchestra and chorus.

should be employed in masses and groups, rather than for effects of solo instruments. Naturally, it is not meant by this that the whole force should be continually at work—a tedious monotony would be the result; but breadth of effect, rather than minute detail, should be aimed at. This by no means excludes the possibility of giving prominence to orchestral figuration, when desired, as in the following example by Haydn.

**Ex. 161.** *Allegro moderato.* HAYDN : 1<sup>st</sup> Mass.

Oboi. *f*

Fagotti. *f* *a 2.*

Trombe in B. *f*

Timpani in B $\flat$ , F. *f*

Viol. 1 & 2. *f* *unis.*

Viola. *f*

Soprano. Alto. *f*

Tenore. Basso. *f*

Bassi e Organo. *f*

*Chorus.*

son, e lei - - - - -

5 3 6 5 6 5 6

The image displays two systems of musical notation. Each system consists of a vocal line (soprano and tenor parts) and a piano accompaniment (right and left hand parts). The key signature is one flat (B-flat major or D minor), and the time signature is 3/4. The first system includes the lyrics "son, Ky - ri" and the second system includes "e e - lei - son!". The piano accompaniment features various chords and textures, with some measures marked with figured bass notation (e.g., 5, 6, 5, 7, 6, 4, 8, 7, 6, 4, 8).

son, Ky - ri

e e - lei - son !

In this, as in the following examples, we have, to save space,

written the voice parts in 'short score'; the student should, of course, in composing, give a separate staff to each voice. This passage illustrates what was said just now as to the balance of chorus and orchestra. The Mass from which it is taken was written for church use, and not for a large chorus; yet Haydn accompanies his voices not only by the orchestra, but by the organ, the use of which is indicated by the figured bass. An important melodic design, such as is here seen above the voices, will almost invariably be given to the strings. Wind instruments, even if several were playing in unison, would seldom be powerful enough to be distinctly heard above the chorus.

250. The above extract illustrates another point of some importance. In vocal music with a florid orchestral accompaniment, we frequently find strong dissonances caused by passing notes, similar to those already noted between different instruments (see §§ 77, 86). The difference of quality prevents any unpleasant effect, even when the dissonant notes are only a semitone apart, as in the third bar of the above, where the A of the soprano is sounded against the B flat of the violins.

251. Our next illustration shows a beautiful effect of a *pianissimo* chorus, accompanied first by a tremolo of strings, with holding notes for the bassoons, and afterwards by soft chords for horns and trombones.

Ex. 162. *Andante moderato.*

MOZART: 'Thamos.'

Fagotti.

Viol. 1, 2.  
Viola.

Soprano.  
Alto.

Tenore.  
Basso.

Bassi.

*Chorus.*

*pp*

*pp*

*pp*

Den Göttern zu frohnen

*pp*

sei unser Bestreben. was

Cornii in D.

Tromboni 1, 2.

Trombone 3.

&c.

im - mer ihr Rath - schluss... be - gehrt! den

Notice in the last bar of this passage how the seventh of the dominant chord, and the third of the tonic chord, both of which are wanting in the voice parts, are given to the brass, to complete the harmony.

252. In accompanying fugues, it will generally be best mostly to double the voice parts in the unison and octave. One of the first essentials of effectiveness in fugal writing is perfect clearness, and this will be best obtained by not overloading the accompaniment with detail. It may be said against this view that we find many fugues in Bach with independent counterpoints in the orchestra; but the answer is, that it requires the almost miraculous skill of Bach to treat so many real parts with freedom and effect.

253. Assuming, however, that the student has sufficient contrapuntal ability to write florid instrumental accompaniments to a fugue, it will generally be best to write only one, or at most two, moving parts. An admirable example of this method of treatment will be seen in the fugue "Behold now total darkness"—the middle section of the chorus "Rise up, arise!" in Mendelssohn's 'St. Paul.' He may also consult with advantage the various examples given in Chapter XIII. of *Fugue*, and the final fugue from Mendelssohn's 42nd Psalm, given in full on p. 202 of *Fugal Analysis*. But for the beginner, at any rate, it will be wise to follow the advice given above, and to accompany a fugue chiefly, if not entirely, in the unison and octave.

254. Great effect is often obtained by the unison of the full chorus accompanied by harmony in the orchestra. One short passage will suffice as an illustration.

## Ex. 163.

MENDELSSOHN: 95th Psalm.

Flauti. *f* *a. 2.*

Oboi. *f* *a. 2.*

Clarinetti in B. *f*

Fagotti. *f*

Corni in Eb. *f*

Trombe in Eb. *f* *a. 2.*

Tromboni 1, 2. *f*

Trombone 3. *f*

Timpani in C, G. *f* *tr* *tr* *tr*

Viol. 1<sup>o</sup>. *f*

Viol. 2<sup>do</sup>. *f*

Viola. *f*

Soprano. *f*

Alto. *f*

Tenore. *f*

Basso. *f*

Bassi. *f*

*Chorus.*  
O come let us wor-ship and kneel before the Lord!

255. The converse case—the unison of the orchestra, accompanied by the chorus in harmony—is extremely rare. As an interesting curiosity we give, from the first finale of 'Oberon,' the only example of it that we can remember.

Ex. 164. WEBER: 'Oberon.'

Oboi. *a. 2.*  
*pp*

Clarinetti  
 in B. *pp*

Fagotti. *pp*

Gran Cassa,  
 Piatti, e  
 Triangolo. *pp*

Soprano.  
 Alto.

Tenore. *Chorus.*  
 Basso. *pp*

Now the evening watch is set

unis.

And from ev - ery min - a - ret Soon the muez-zins call to



unis.

prayer Will sweet - ly float on the qui - et air. Here no

256. In sacred music, the organ is often added to the orchestra for the accompaniment of choruses. With Bach and Handel, the instrument was used, almost or quite continuously, to double the voice parts. Modern composers more often (and with better effect) reserve it for the climaxes. We cannot afford space for examples, but would refer the student to the score of Beethoven's Mass in D (the first instance of a fully written out organ part—compare Ex. 161), to Mendelssohn's 'St. Paul' and 'Lobgesang,' and Gounod's Cecilian Mass.

257. For our final example, we give a beautiful passage accompanied by the full orchestra *piano*.

## Ex. 165.

ROSSINI: 'Moïse.'

*Andante.*  $1^o$

Flauti.  $p$

Oboi.  $a. 2.$   $p$

Clarineti in B.  $p$

Fagotti.  $pp$

Corni in E $\flat$ .  $pp$

Corni in G.  $pp$

Trombe in C.

Tromboni e Ophicleide.  $pp$

Gran Cassa.  $p$

Arpa.  $p$

Viol. 1, 2.  $p$  *pizz.*

Viola.  $p$  *pizz.*

Soprano.  $p$

Alto.  $p$

Tenore.  $p$

Basso.  $p$

Bassi.  $p$  *pizz.*

*Chorus.*

Com - ble les vœux ti -



Observe especially the effect of the single chord *forte* of the brass and bassoons on the second quaver of the third bar.

258. It has been impossible in this chapter to deal fully with such an important subject as that here treated. All that could be done was to lay down a few general principles for the guidance of the student ; the rest must be left to his judgment and musical feeling. Our last word of advice is, that, if he err at all in his accompaniment, it should be on the side of moderation, rather than of excess. The larger his acquaintance with the scores of the great masters, the less probability there will be of his making serious mistakes.

## CHAPTER IX.

## ARRANGING FOR THE ORCHESTRA.

259. It is very often desirable, and sometimes necessary, to arrange for the orchestra music written originally for the piano or organ. In many examinations this is one of the requirements; and although this volume is not designed in any way as a "cram" for candidates, yet, as the power of arranging music suitably for the orchestra may often be very useful, a few hints will be given in this chapter as to the chief points to be considered.

260. The mistake most commonly made by beginners in orchestral arrangement of pianoforte music is that of *keeping too close to the original*. On the piano the position of the harmony is often restricted by the impossibility of the hand stretching more than a certain interval—an octave, or at most a tenth; full chords are therefore often employed, especially by the older masters, low down on the keyboard. These do not on the piano produce a particularly bad effect, as the sounds begin to die away as soon as the notes have been struck; but if the chord were written in the same position for the orchestra, the effect would be hideous. As an illustration of what we mean, let us take the commencement of a sonata by Dussek; it is a passage which would be by no means unsuitable for orchestral arrangement.

Ex. 166. *Allegro vivace.*

DUSSEK: Sonata, Op. 13, No. 2.

The image displays three systems of musical notation for Ex. 166. Each system consists of a piano part (top staff, treble clef) and an orchestra part (bottom staff, bass clef). The key signature is one sharp (F#) and the time signature is common time (C). The first system begins with a piano part starting on a high G and moving down, and an orchestra part with a low bass line. A dynamic marking of *f* (forte) is present in the piano part. The second system continues the melodic and harmonic development. The third system concludes with a piano part ending on a high G and an orchestra part with a low bass line, marked with a dynamic of *p* (piano) and the notation "&c." indicating continuation.

Here it is quite clear that in the first three chords the composer intends massive harmony ; but if only the exact notes here given were written for the orchestra, it would sound nearly as bad as it would be possible to make it. The chords for the left hand, whether given to divided violoncellos or to bassoons, would be horribly thick, and the middle of the harmony would be absolutely empty.

261. For the guidance of the student, we now score these bars.

Ex. 167. *Allegro vivace.*

Flauti. *f*

Oboi.

Clarineti in A. *f*

Fagotti. *f*

Corni in F. *f*

Trombe in D. *f*

Timpani in D, A. *f*

Viol. 1° *f*

Viol. 2° *f*

Viola. *f*

Cello e Basso. *f*

The main score consists of ten staves. The first two staves are for the first and second violins, featuring a melodic line with eighth-note patterns and slurs. The next two staves are for the first and second violas, providing harmonic support with sustained chords and some movement. The remaining six staves are for the woodwind section, including flutes, oboes, and bassoons, with various parts including rests and melodic fragments.

Flauti.

Oboi.

Viol. 1<sup>o</sup>

&c.

Viol. 2<sup>do</sup>

Viola.

This section contains the parts for the woodwinds and strings. The flute part has a few notes. The oboe part has a few notes. The first violin part has a complex, fast-moving melodic line with slurs and a dynamic marking of *p* <sup>tr</sup>. The second violin part has a few notes. The viola part has a few notes. The &c. indicates that other instruments in the woodwind section also have parts.

We have scored the passage for the ordinary full orchestra of Mozart and Beethoven. In the third bar we have divided the semiquaver figure between the first and second violins, to make the passage rather easier. In the second and third crotchets of the fourth bar, the music would sound very empty, owing to the distance between the bass and the upper part, had it been left as Dussek wrote it.

262. It must not be supposed that the score just given is the *only* good one possible for this passage: far from it. If six experienced writers for the orchestra arranged the same piece, the probability—almost the certainty—is that six different scores, all good, would be the result. Our example is simply intended to show the student how to set to work.

263. In the passage just given no alteration of the text was needed, except in the first three chords; the rest merely required filling up. But considerably more modification will often be necessary. To illustrate this we take a few bars from one of Beethoven's sonatas.

Ex. 68. *Allegro con brio.* BEETHOVEN: Sonata, Op. 27.

The image shows a musical score for Example 68, titled "Allegro con brio" by Beethoven, Sonata, Op. 27. It consists of two systems of music. The first system features a treble clef with a key signature of one flat (B-flat) and a common time signature. The bass clef part has a dynamic marking of "f p". The second system features a treble clef with a key signature of one flat and a common time signature. The bass clef part has a dynamic marking of "cresc." and "f".

Here the left hand part, though *possible* for a very good violoncello player, would be as ineffective as it would be difficult. The first part of this passage would also be open to the same charge of thinness, if transcribed literally, as the example from Dussek.

264. We now score this extract for a small orchestra; the character of the music requires neither trumpets nor drums.\*

\* Very foolish questions are sometimes set in examination papers. In those of a very popular and highly-esteemed examining body, which shall be nameless, we have seen quiet passages from slow movements to be scored for "full orchestra employing . . . 4 horns, 2 trumpets, 3 trombones, and drums," where no composer with the least judgment would dream of using more than the small orchestra. One of these absurdities is before us as we write. Examiners should be more thoughtful.



Ex. 169. *Allegro con brio.*

Flauti. *fp*

Oboi. *fp*

Clarineti in B. *fp*

Fagotti. *fp*

Viol. 1. *fp*

Viol. 2. *fp*

Viola. *fp*

Cello e Basso. *fp*

*cresc.* *f*

*cresc.* *f*

a 2. *cresc.* *f*

*cresc.* *f*

4<sup>ta</sup> Corda. *cresc.* *f*

*cresc.* *f*

*cresc.* *f*

*cresc.* *f*

*cresc.* *f*

It would have been quite possible here to write an easy arpeggio in semiquavers for the violoncello, similar to those on the second violin and viola; but quaver arpeggios will here be more effective. It will be seen that the original figure is preserved, but in augmentation. The double basses could also take the arpeggios; but it is much better for them here to sound only the tonic—the real bass of the harmony.

265. It will be seen that at the *crescendo* in the third bar the first violins are doubled in unison by the two clarinets, and in the octave by the first flute. The indication '4<sup>ta</sup> Corda' also gives them a fuller tone, and helps to prevent the melody from being obscured by the oboes above it. No definite rules can be laid down as to the amount of additional matter which it is judicious to introduce; this must be left to the judgment and experience of the arranger. The important point is, not to add what will obscure or deface the composer's original outline. In the above example this has been carefully attended to.

266. We now give another example, showing other points. It is the commencement of Schubert's song, "Gruppe aus dem Tartarus."

Ex. 170. *Poco allegro.* SCHUBERT: 'Gruppe aus dem Tartarus.'

The musical score for Ex. 170 is presented in four systems, each with a grand staff (treble and bass clefs). The first system begins with a piano (*p*) dynamic. The second system features a *cresc.* marking. The third system features a *ff* marking. The fourth system features another *cresc.* marking, a *ff* marking, and concludes with '&c.'.

This magnificent song, one of the most sombre and gloomy, almost terrific, in the whole domain of music, evidently requires quite a different tone-colour from the passages previously scored. The broken harmony amounts almost to a *tremolo*, and should be replaced on the orchestra by iterated notes for the strings. We now score these bars.

Ex. 171.

*Poco allegro.*

Oboi. *ff*

Clarinetti in B. *p* *ff*

Fagotti. *p* *ff*

Corni in F. *ff*

Tromboni 1, 2. *ff*

Trombone 3. *ff*

Viol. 1, 2. *unis.* *p* *cresc.* *ff*

Viola. *p* *cresc.* *ff*

Cello. *p* *cresc.* *ff non divisi.*

C. Basso. *p* *cresc.* *ff*

The musical score is arranged in ten staves. The top two staves are for woodwinds (flute and oboe), the next two for strings (violin and viola), and the bottom four for the piano (grand piano). The score shows a dynamic progression from piano (*p*) to fortissimo (*ff*). The piano part features slurs and a tremolo effect. The woodwinds and strings have various articulations and dynamics. The piano part includes markings for *p*, *cresc.*, and *ff*. The score ends with *&c.* on the right side.

267. The *legato*, indicated by the slurs in the pianoforte part, is evidently impossible with the *tremolo* of the strings; holding notes are therefore added for the wind. The low sustained C for the two oboes will here produce an appropriately sinister effect. The brass is introduced at the *ff* to reinforce the volume of the tone; strings and wood alone would be hardly sufficient here. No flutes are employed, as they would make the colour too bright. It will be seen that throughout the passage not a single note has been added to Schubert's original.

268. We now give another example, also from one of Schubert's songs, which we select as presenting considerably more difficulty in the way of effective arrangement than any of the passages we have yet scored, owing to the essentially pianoforte character of the figure of accompaniment.

## Ex. 172.

*Poco allegro.*

SCHUBERT: 'Elysium.'

Voice.

Ju - gend - lich

Piano.

*p* col Pedale.

mil - de be - schwebt die Ge - fil - de e - wi - ger

Mai, e - - wi - ger Mai; die Stun - den er -

flich'n in gold - en - en Träu - men, die See - - le schwillt

aus in un - end - - lich - en Räu - men,

&c.

By far the most suitable instrument to give this figure is certainly the harp; we shall therefore score the passage for harp, strings, and a few of the softer wind instruments.

**Ex. 173.** *Poco allegro.*

Clarinetti in A. *pp*

Fagotti. *pp*

Corni in E. *pp*

Arpa. *p*

Viol. 1, 2. *p*

Viola. *pizz.* *p*

Voce. Ju - - gend-lich

Bassi. *pizz.* *p*

mil - - de be - schwebt die Ge - fil - - de. e - - wi - ger

Mai, e - wi - ger Mai; die Stun - den ent -

Fl. 1.  
Ob. 1.

*p*

*p*

*pizz.*

flieh'n in gold-en-en Träu-men, die See-le schwillt

*p*

*arco.*

*p*

*arco.*

aus in un-end-lich-en Räu-men,

&c.



269. The first thing to notice about this example is the addition in the first bars of chords for the wind. It will be seen that Schubert indicates 'col Pedale' in the piano accompaniment. The student will hardly need to be reminded that the effect of this will be to sustain the harmony; it was this indication that suggested the chords for the wind. From the fourth bar, the first semiquaver on the harp is given to the left hand. This is simply for technical reasons; it is best on the harp to avoid (if possible) stretches exceeding an octave.

270. The distribution of the accompaniment among the various instruments is entirely at the discretion of the arranger; in the present case the points chiefly aimed at in the scoring have been clearness and contrast. The example is not given as a perfect specimen, but merely as a model to show the student the general principles on which he should set to work.

271. If this passage had to be scored for an orchestra in which no harp was available, the difficulty of the arranger would be increased, but would be by no means insuperable. Two possibilities would present themselves. In the first place, the arpeggios might be begun by the flute, and continued by the clarinet. We score a few bars on this plan, omitting the voice part.

*Poco Allegro.*

Ex. 174.

Flauto 1.

Clarinetto 1,  
in A.

Fagotti.

Corni in E.

Viol. 1, 2.

Viola.

Bassi.

The image shows a musical score for an orchestra, consisting of seven staves. The top staff is a treble clef with a key signature of two sharps (F# and C#), containing three measures of whole rests. The second staff is a treble clef with the same key signature, containing three measures of semiquaver arpeggios. The third staff is a bass clef with the same key signature, containing three measures of whole rests. The fourth staff is a treble clef with the same key signature, containing three measures of arpeggios with first and second endings indicated by '1' and '2'. The fifth staff is a treble clef with the same key signature, containing three measures of whole rests. The sixth staff is a bass clef with the same key signature, containing three measures of whole rests. The seventh staff is a bass clef with the same key signature, containing three measures of whole rests. The score is marked with '&c.' at the end of the fourth staff.

These arpeggios on the clarinet would offer no technical difficulty, and would certainly be effective. But if the student will examine the song from which the passage is taken, he will see a practical objection to this method of scoring. It would be impossible, without ruining the effect, to change to another instrument in the middle of this passage; and, as it continues without a semiquaver's rest for more than forty bars, it would be too fatiguing for a wind instrument player. Considerations of this kind must never be overlooked. Were the passage only short, there would be nothing to say against the arrangement.

272. The other method of scoring this passage, and on the whole the best, if no harp were to be had, would be to divide the opening arpeggios between the upper strings, and to give the semiquavers, after the first two bars, to the violas. In this case, in order to secure a greater contrast of tone, it would be advisable to allot the figure which we have hitherto given to the violins, to wind instruments. The flutes would be best, for the tone of the oboes would be too incisive; while the passage, if given to clarinets, though quite practicable, lies too high to be in their most effective register. The upper C sharp, especially (which would be E on the A clarinet) would be rather "screamy." We score the opening bars in this way.



273. In selections from operas, fantasias, &c., it is often necessary to include the voice part or parts, as well as the accompaniment, in the orchestral arrangement. In such cases, care must be taken that the melody is rendered sufficiently prominent to be readily distinguished from its surroundings. In general it will be best to give the melody to a wind instrument—no other instrument of the same kind being used for the accompaniment. It may also be sometimes advisable to transpose a piece into a key more favourable for the solo instrument. To illustrate this, we will take the commencement of Schubert's song, 'Des Müller's Blumen':—

Ex. 176. *Moderato.* SCHUBERT: 'Des Müller's Blumen.'

Voice. Am Bach viel klei - ne Blu - men steh'n, aus  
 hel - len blau - en Aug - en seh'n,  
 &c.

Piano.

This lovely melody would be admirably suited for the horn. But, when treated as a solo instrument, the horn in F is almost invariably chosen; it would therefore be best to transpose the song into the key of B flat.

Ex. 177. *Moderato.*

Corno in F. *p*

Viola 1, 2. *p*

Cello 1. *p*

Cello 2 e Basso.

It will be seen that the melody now lies in the best and most expressive part of the horn's compass. It should be noticed that the phrasing of the voice part is indicated for the horn; it will be well always to do this in making such an arrangement. Observe also that as the accompaniment is so light, and lies entirely in the tenor octave, only the graver stringed instruments are needed. The quaver figure is given to the celli rather than to the violas, because of the more expressive quality of the former. The celli are divided, the seconds playing with the double-basses, as the latter alone would be too far below the other instruments; while the sustained notes for the violas are added as a substitute for the effect that would be obtained by the employment of the pedal on the piano.

274. It is hoped that the examples we have given will have sufficiently indicated to the student the general lines on which he should proceed in arranging; we now give a few examples of such arrangements, as made by eminent composers. Our first will be the interesting, though little known, arrangement by Beethoven of his Funeral March from the Sonata, Op. 26. It was made in 1815, for the incidental music Beethoven wrote for the drama 'Leonore Prohaska.' The original is so familiar to every one that it is needless to quote it. We first give the opening bars.

Ex. 178. BEETHOVEN: 'Leonore Prohaska.'

The musical score for Ex. 178, titled 'BEETHOVEN: "Leonore Prohaska."', shows the opening bars for an orchestral arrangement. The score is written for the following instruments:

- Flauti (Flutes)
- Clarinetti in A (Clarinets in A)
- Fagotti (Bassoons)
- Corni in D (Horns in D)
- Corni in E (Horns in E)
- Timpani in B, F# (Timpani in B and F#)
- Viol. 1, 2 (Violins 1 and 2)
- Viola. Bassi. (Viola and Basses)

The score includes dynamic markings such as *p* (piano) and *a 2* (second ending). The key signature is one sharp (F#) and the time signature is common time (C). The Flute part begins with a melodic line, while the other instruments provide harmonic support with chords and rhythmic patterns.

The first system of the musical score consists of seven staves. The top three staves are for woodwinds (flute, oboe, and clarinet), each marked with a *cresc.* dynamic. The next two staves are for strings (violin and viola), also marked with a *cresc.* dynamic. The sixth staff is a solo instrument part, marked *unis.* and *p*. The seventh staff is the Viola part, marked *Viola.* and *cresc.*

The second system of the musical score consists of eight staves. The top three staves are for woodwinds (flute, oboe, and clarinet), each marked with a *p* dynamic. The next two staves are for strings (violin and viola), also marked with a *p* dynamic. The sixth staff is a solo instrument part, marked *p*. The seventh staff is the Viola part, marked *Viola.* and *cresc.*. The eighth staff is a continuation of the solo instrument part, marked *p*. The word *&c.* appears at the end of the system.



The image shows a page of musical notation for an orchestra. It consists of ten staves. The top two staves are for Violins I and II, both in treble clef. The third staff is for the Violoncello (Cello), in bass clef. The fourth staff is for the Viola, in alto clef. The fifth staff is for the Double Bass, in bass clef. The sixth staff is for the Flute, in treble clef. The seventh staff is for the Oboe, in treble clef. The eighth staff is for the Clarinet, in bass clef. The ninth staff is for the Bassoon, in bass clef. The tenth staff is for the Contrabassoon, in bass clef. The music is in 2/4 time and features a tremolo in the first two bars. Dynamics markings 'a 2.' are present above the first and third staves.

The scoring of the *tremolo* in the first two bars is analogous to that which was seen in Ex. 171. It will be profitable for the student to compare the fourth bar of this passage with the original. An *exact* transcription could not have been made effective on the orchestra.

276. A very interesting work, which the student will do well to examine, is Grieg's Suite, 'Aus Holberg's Zeit' (Op. 40). This was originally written as a pianoforte solo, and subsequently arranged by the composer for a stringed orchestra; a comparison of the two versions will show how much alteration may sometimes be necessary in orchestral transcription of pianoforte music.\* We have only space to quote one passage.

\* The work in both forms is published at a moderate price in the Peters' edition.



**Ex. 180.** *Allegro vivace.* GRIEG: 'Aus Holberg's Zeit.'

*pp*

*f*

*Ped.* \* *Ped.* \*

*fz*

*tr*

&c.

The veriest beginner in orchestral writing will see at a glance that this passage needs very considerable alteration to make it effective or even practicable for the orchestra. We now give Grieg's arrangement for strings.

**Ex. 181.** *Allegro vivace.* GRIEG: 'Aus Holberg's Zeit.'

*divisi.* *pp* *cresc. molto.*

Viol. 1.

Viol. 2.

Viola.

*pp* *cresc. molto.*

Cello 1.

*pp*

Cello 2.

Bassi.

Violin I (V1) and Violin II (V2) parts feature a melodic line with accents and dynamic markings *f* and *fz*. The Viola (Vla) and Cello/Double Bass (Vcl) parts provide harmonic support with sustained notes and dynamic markings *f* and *fz*. The Cello/Double Bass part includes the instruction "4 Soli." and a sixteenth-note figure. The bottom staff shows a dynamic change from *f* to *fz*.

Flute (Fl.) and Clarinet (Cl.) parts play a melodic line with accents and dynamic markings *ff*. Bassoon (Fag.) and Trombone (Tromb.) parts play a rhythmic accompaniment with accents and dynamic markings *ff*. The Trombone part includes the instruction "Tutti. non divisi." and the word "Tutti." is repeated on the following staff.

A musical score for an orchestral arrangement, likely from a prelude. It consists of five staves. The top two staves are for woodwinds (flute and oboe), and the bottom three are for strings. The music is in 3/4 time and features a wavy line above the woodwinds and a rhythmic pattern in the strings. The score includes dynamic markings like *tr* and *v*, and a *&c.* marking at the end of the string parts.

After what has been already said in this chapter, no analysis of this passage will be required. The whole movement (Prelude) from which the above is taken will be found particularly instructive.

277. We must content ourselves with referring to many other examples of effective orchestral arrangement, which our limits forbid us to quote, and would recommend students to examine, if possible, the scores of Dvořák's 'Slavonic Dances,' and of Liszt's 'Hungarian Rhapsodies,' both originally written for the piano. Very interesting also is Mendelssohn's scoring of the accompaniment (originally written for the organ) of his anthem, 'Hear my prayer.' Joachim's masterly arrangement of Schubert's great Duo in C, Op. 140—a work eminently orchestral in character—may also be strongly recommended. For our final illustration we give a short passage from Berlioz's brilliant transcription for the orchestra of Weber's 'Invitation à la Valse,' as showing how a somewhat difficult passage can be divided between the different instruments. We first give the original.

## Ex. 182.

WEBER: 'Invitation à la Valse.'

A musical score for Weber's 'Invitation à la Valse,' showing two systems of staves. The first system is marked *Vivace* and the second *dolce*. The music is in 3/4 time and features a wavy line above the woodwinds and a rhythmic pattern in the strings. The score includes dynamic markings like *v* and *&c.*

As D flat would be a dull key for the orchestra, Berlioz transposes the piece into D major. The only other point to notice about the score is the employment of the horns in three different keys. This was done to obtain a larger number of open notes; at the time this arrangement was made, valve-horns were not in general use. (See Vol. I., § 362.)

## Ex. 183.

BERLIOZ-WEBER: 'Invitation à la Valse.'

*Vivace.*

Piccolo.

Flauto.

Oboi.

Clarinetti in A.

Fagotti. unis.

Corno 1, in A.

Corno 2, in E.

Corni 3, 4, in D.

Viol. 1<sup>o</sup>.

Viol. 2<sup>do</sup>.

Viola.

Cello.

Basso.

The musical score is presented in two systems. The first system consists of five staves, and the second system consists of seven staves. The music is written in 2/4 time and features various instrumental parts with complex rhythmic patterns and dynamics. The notation includes treble and bass clefs, key signatures, and various musical symbols such as notes, rests, and dynamic markings.

278. It has been impossible in this chapter, which deals with a very difficult subject, to do more than lay down some general principles for the guidance of the student. It is hoped that the numerous examples given may be of use to him; but there is no branch of orchestration in which experience (and we may add *brains*) will be more needed than that of effectively arranging music not originally written for the orchestra.

## CHAPTER X.

## SCORING FOR INCOMPLETE ORCHESTRAS.

279. It will frequently happen that a composer will have either to write or arrange music for an orchestra in which some of the more important constituents are missing. This is more especially the case with local or provincial orchestras ; sometimes the necessary funds are wanting for engaging the full complement of performers ; at other times, more particularly in remote country districts, the players themselves are not to be had for love or money. In such cases it becomes necessary for the conductor to "cut his coat according to the cloth," and either to specially arrange the music for himself, or, if he be not competent to do this, to get somebody else who understands it to do it for him. The 'rough-and-ready' way adopted by some provincial societies of getting what instruments they can, and supplying all deficiencies by playing the accompaniment from a vocal score on a piano or organ, leads to results which are sometimes ludicrous, and always inartistic.

280. In the present chapter we purpose, therefore, to give a few hints for the guidance of those who may have occasion to score for an incomplete orchestra. It is obviously impossible to give rules that will meet all cases ; for while sometimes only a few of the comparatively less important instruments may be wanting, at other times there may be only three or four wind instruments in all.

281. The simplest case to deal with is that in which the orchestra contains only strings, and a work (either instrumental, or vocal with orchestral accompaniment,) has to be performed, which contains important parts for the wind. In this case, it would be best to have the wind parts played on a Mustel organ, or, failing that, on an American organ. The Mustel organ, owing to its greater expressive power, would be far the better, provided always that there is a player who knows how to manage the instrument. He should not be allowed to play from a vocal score ; but a special arrangement of the wind parts *only* should be made from the full score, unless the player be a sufficiently good musician to be able himself to fill up the parts at the instrument from a full score ; and it would be advisable to indicate the instrumentation in this arrangement, as far as possible, as a guide to the player in his choice of stops.

282. It will frequently happen, however, that, in addition to the strings, the orchestra may contain a few wind instruments. A not unlikely combination to be met with would be two flutes, one clarinet, one cornet (perhaps two), a trombone or euphonium, and possibly a pair of kettledrums. With such an orchestra as this, it is evident that no complete reproduction of the composer's effects could be obtained. It would still be necessary to fill up the missing parts on a harmonium or organ; but the effect would, in any case, be more or less unsatisfactory.

283. If the orchestra were nearly complete, lacking only a few instruments, such, for instance, as the second oboe and bassoon, the third and fourth horns, and the trombones, it is most probable that, with a little rearrangement of the parts, the organ or harmonium could be dispensed with altogether—to the great advantage of the music, because the best imitative stops on these instruments sound poor by the side of the wind which they are supposed to represent. This brings us to a branch of our subject on which a few words must be said—the replacement of missing instruments by others.

284. It is principally in softer passages, written for only a few instruments, that the substitutions of which we have now to speak will be required. In *tutti*s there is almost always so much doubling of the parts that what is not heard on one instrument will most likely be played by another; in any case, as each has its own part to play, it will seldom be advisable to make any change. But suppose a very common case—a duet for two wind instruments of the same kind (flutes, oboes, or clarinets) when there is only one in the orchestra. Then it becomes necessary to substitute for the missing instrument some other which shall approximate, as nearly as may be, to its tone. If, for example, there were a duet for flutes, and the orchestra had but one, it would be best to give the part for the second flute to a clarinet rather than to an oboe, as the reedy tone of the latter would mix much less well than would the clarinet with the clear and limpid notes of the flute. For instance, in Exs. 83, 84 of our first volume, a clarinet might be substituted for the second flute with very little loss of effect. Supposing, however, that the clarinets had also an important part at the same point, it might be necessary to give the second flute part to an oboe or even to a violin.

285. If it were a second oboe that was missing, and it had an important part, it would in general be better to replace it by a clarinet than by a flute, as the tone of the flute would be weak below that of the oboe. A second clarinet part would probably be more difficult to replace, owing to its extended compass. Its lower notes are not on either the flute or the oboe; but the strong probability is, that if the orchestra contained only one clarinet, it would not have either a spare flute or oboe to make

good deficiencies. For a bassoon part a violoncello would be almost the only available substitute.

286. A very frequent case is that of an orchestra which contains but two horns having to play music in which there is an important part for four. In this case, the third and fourth horn parts can be taken by the bassoons, supposing the latter instruments to be disengaged at the time. The passage for four horns alone in the overture to 'Semiramide' (quoted in Ex. 152 of our first volume) could be very well managed in this way. For other brass instruments, owing to their powerful tone, no satisfactory substitutes can be suggested.

287. All the expedients we have mentioned are, at best, but mere makeshifts. We should strongly recommend those who have to select music for performance by incomplete orchestras to avoid, as far as possible, those modern works for which a very large orchestra is required, and more particularly those in which an important share of the work is allotted to the brass. It would be absurd to attempt to perform such pieces as the prelude to the third act of 'Lohengrin,' or Tschaiïkowsky's 'Pathetic Symphony,' with a band containing not more than half-a-dozen wind instruments. There is so much good music arranged for small orchestra (overtures, operatic selections, &c.), that there is no necessity to mutilate music altogether beyond the reach of small bands.

288. Hitherto we have spoken only of the arrangement of orchestral music for a smaller force than that intended by the composer; we must now say a few words about original composition for an incomplete orchestra. Here nothing is possible beyond a few general principles; because hardly two incomplete orchestras will be exactly alike in their composition. Besides this, a composer, when writing for a special orchestra, is bound to consider not only what instruments he has, but what kind of players. In an amateur orchestra, for instance, it is more than possible that some at least of the wind instruments—perhaps even of the strings also—would be in the hands of very indifferent performers; in such a case it would be worse than useless to write elaborate passages to which they could not possibly do justice.\*

289. Very few examples are to be found in the works of the great masters of music written for incomplete orchestras, such as those of which we are now speaking. There are a few by Mozart, and one of great interest (of which we shall speak presently) by

\* It may be interesting here for the author to give his own experience on this matter. His first *practical* acquaintance with orchestral writing was when, at the age of 18, he organized a small band among the boys at a school where he taught. The orchestra consisted of a few violins, one viola, one cello, *no* double-bass, two flutes, two flageolets, a piccolo, a cornet-à-piston, and a pair of kettledrums—probably one of the strangest combinations ever met with. Of course he had to score the whole of the music specially for this force. As the players were all beginners, the task was by no means easy; but the experience acquired was of great value.



Wagner ; but the larger number of works with only a few wind instruments in the score contain just such (two oboes and two horns) as are among the least likely—at all events, in this country—to form the constituents of a small band.

290. It will, perhaps, seldom happen that an orchestra contains no violas ; but if this should be the case, it will be advisable, in order to obtain four-part harmony from the strings, to use double-stops for the second violin more freely than would otherwise be done. This, however, must depend to some extent on the players ; and, in any case, only such should be employed as can be easily played in the first position. As an illustration of this point, see Exs. 10 and 11 in our first volume. The effect of fuller harmony can also be obtained by giving to the second violin arpeggios and broken chords, similar to those seen in the first violin part of Ex. 33 of the present volume.

291. If there are only a few wood instruments, these should be chiefly used for solo effects, either for melodies (alone, or doubling the strings), or for independent counterpoints. The following passage, taken from one of Mozart's delightful minuets, will show both methods.

Ex. 184. MOZART : 12 Menuetts : No. 5.

1 Flauto. *p*

1 Fagotto. *p*

Viol. 1ª *p*

Viol. 2ª *p*

Bassi. *p*

*pizz.*

*pizz.*

A musical score for five staves, likely a string ensemble. The top two staves are in treble clef, and the bottom three are in bass clef. The music features a variety of rhythmic patterns, including eighth and sixteenth notes, and rests. The dynamics are not explicitly marked, but the notation suggests a range of articulation.

This passage also affords an excellent illustration of what was said in the last paragraph as to the treatment of the second violins when an orchestra contains no violas.

292. A few wind instruments can also be used effectively in combination, either with or without strings. A good instance of the employment of four instruments alone will be seen in Ex. 24 of the present volume. We now give a few bars for three wind instruments of different quality accompanied by *pizzicato* strings.

MOZART: 'Figaro.'

**Ex. 185.**  
*Andante.*

A musical score for six staves. The top three staves are for wind instruments: 1 Flauto (treble clef), 1 Oboe (treble clef), and 1 Fagotto (bass clef). The bottom three staves are for string instruments: Viol. 1º (treble clef), Viol. 2º (treble clef), Viola (bass clef), and Bassi (bass clef). The key signature has one flat (B-flat) and the time signature is 6/8. The tempo is marked *Andante.* The string parts are marked *pizz.* (pizzicato). The wind parts feature melodic lines with some grace notes and slurs.

Most readers will remember this charming passage from the opening symphony of the song, "Deh vieni, non tardar." It admirably shows how beautiful an effect can be obtained with a very few instruments.

293. As the student may sometimes have to write for an orchestra with what is technically known as 'solo wind,' that is, only one of each kind of instrument, instead of the usual two, we give another example, again by Mozart. It is from a little Contretanz : and, though hardly scored for the precise combination which is likely to be met with in small orchestras in this country, is useful as illustrating general principles.

Ex. 186. MOZART: Contretanz ('Der Sieg vom Helden Koburg'),  
*Allegretto.*

The musical score is arranged in two systems. The first system contains the parts for Flauto, Oboe, Fagotto, Tromba in C, Viol. 1., Viol. 2., and Bassi. The Flauto, Oboe, and Fagotto parts begin with a forte (*f*) dynamic. The Tromba in C part also begins with *f*. The Viol. 1. and Viol. 2. parts are marked *f*. The Bassi part is marked *f*. The second system continues the music for all instruments, with dynamic markings including *p* (piano) for the Flauto, Oboe, and Tromba in C parts, and *sf* (sforzando) for the Viol. 1. and Viol. 2. parts.

The image shows a musical score for an orchestra. It consists of seven staves. The top staff is for the first violin, followed by woodwinds (flute, oboe, clarinet, bassoon), a trumpet part, and a string section. The music is in 2/4 time and features independent counterpoint for the woodwinds and strings, with a piano dynamic marking in the ninth bar. The score includes a first violin part, a woodwind section (flute, oboe, clarinet, bassoon), a trumpet part, and a string section. The music is in 2/4 time and features independent counterpoint for the woodwinds and strings, with a piano dynamic marking in the ninth bar.

Note here first the independent counterpoint of the wood instruments to the melody played by the first violins, and, at the *piano* in the ninth bar, the charming effect of the subject for the wind, with the soft notes for the trumpets, and the filling up of the harmonies by the violins. If for the oboe we substitute a clarinet, and for the trumpet a cornet-à-piston, the effect will be equally satisfactory.

294. The treatment of the trumpet in this last example supplies a useful hint as to the management of the brass in a small orchestra. In all probability, the only brass instruments to be found in such will be one or two cornets, and possibly a euphonium. The student should be very careful in the treatment of the cornet. In our first volume (§ 417) it was pointed out that the tone of this instrument was devoid of nobility, and readily becomes coarse. Nothing is more calculated to give vulgarity to a piece of music than the allotting of important melodies to the cornet. This is more especially the case in a small orchestra, where the instrument is likely to be more prominent than in a larger one. It will therefore be generally best to restrict the cornet part to such holding notes and fillings up of the harmony as would be suitable for the horn or trumpet. In our last example, for instance, it would be far better to let the cornet play such a part as that which is here allotted to the trumpet, than to let it double the first violin in the lower octave, which it could do with the greatest ease.

295. One of the most interesting scores for an incomplete orchestra is that of Wagner's 'Siegfried Idyll.' In addition to the strings, there are parts for one flute, one oboe, two clarinets, one bassoon, two horns, and one trumpet; and with this small force Wagner has produced some very charming effects. A few short extracts from the score will conclude this chapter.

Ex. 187. *Ruhig bewegt.*

WAGNER: 'Siegfried Idyll.'

1 Oboe.

2 Clarinetti  
in A.

1 Fagotto.

2 Corni in E.

Viol. 2.

Viola.

Cello  
e Basso.

&c.

Cello.

296. This passage furnishes an instance of the devices to which the composer must have recourse in writing for a few instruments. Had Wagner been scoring this passage for the ordinary orchestra, there can be little doubt that he would have given the duet passages for the wind here seen to two instruments of the same kind—probably the first to two oboes, the second either

to two clarinets or to two horns, and the third to two bassoons. The student will get a hint from this passage how to arrange a few instruments in similar cases.

297. Our next quotation, taken from the middle movement of the same work, is simpler.

**Ex. 188.** *Leicht bewegt.* WAGNER: 'Siegfried Idyll.'

1 Flauto. *p* *rall.*

2 Clarinetti in B. *p* *dol.* *p rall.* &c.

1 Fagotto. *p* *rall.*

Viol. 1ª *p* *ppp* *tr* *tr*

Here is four-part harmony for the wind, which, with an ordinary orchestra, Wagner would probably have scored for two clarinets and two bassoons. The melody is here given not to the flute, but to the clarinet (compare the passage from Liszt's Concerto in A, quoted in Ex. 26). It is doubtless the superior expressive power of the clarinet that here decided Wagner's choice; on the flute the passage would have been much tamer.

298. Our last example, taken from the same movement, is fuller.

**Ex. 189.** WAGNER: 'Siegfried Idyll.'

2 Clarinetti in B. *p*

1 Fagotto. *p*

Viol. 2. *p*

Viola. *p*

Cello. *p* *espress.*

Basso. *p* *pizz.*

Here the chief idea of the first movement, which we have already seen in the second violin part of Ex. 187, is combined with a modified form of the melody of our last quotation; the bass of the passage is given to the bassoon, reinforced on its accented notes by the *pizzicato* of the double-basses; while the second violins and violas have the middle parts of the harmony. We recommend the student, if he have the opportunity, to study carefully the score of the 'Siegfried Idyll'; he will learn much that will be of service to him if he should have to write for a small band.

299. Nothing is more impossible than to deal exhaustively with the subject we have been discussing in this chapter. It requires, perhaps, even more experience and tact to score for a very incomplete orchestra than for a very full one. But the same general principles must guide the student in both cases. Especial attention must be paid to the position of the harmony, and the balance of tone, rules for which were given in the fifth chapter of this volume. Once more it must be repeated that this cannot be learned entirely from any book. But the student may get many ideas on the subject by listening attentively to the performances of small bands, such as are often to be heard at theatres. Even from a badly balanced orchestra, with badly arranged music, he may learn what to avoid. His own artistic perception and judgment must do the rest for him.

## CHAPTER XI.

## CHAMBER MUSIC.

300. Though, strictly speaking, chamber music cannot be considered as a department of orchestral music, it has been impossible to deal with the subject in any of the earlier volumes of this series, because, excepting the piano, the technique of the various instruments employed had not been explained. The present chapter may therefore be regarded as an appendix to, rather than an integral part of this volume.

301. In its proper sense, chamber music would mean all music written for home use, and for private performance, as distinguished from that intended for concert purposes. This would include, not only the class of works of which we are going to speak, but the large majority of pianoforte solos, and songs with piano accompaniment. But the term has come to have a conventional meaning; and, as a matter of fact, chamber music is heard nearly, if not quite, as often in public as in private.

302. By CHAMBER MUSIC is understood music composed for two or more solo instruments. If, as happens in the large majority of cases, some (if not all) of these should be stringed instruments, the parts are never intended to be played, as in orchestral music, by several instruments each. This is sometimes done at concerts;\* but it is a vandalism against which an emphatic protest should be entered.

303. Chamber music may be broadly divided into two kinds:—that without, and that with the piano. Before we proceed to speak of each of these separately, it will be well to give a few general principles, which apply equally to both. First, as regards the *form* in which chamber music should be written. If we examine the almost innumerable specimens left us by the great composers, we find that, in the overwhelming majority of them, one of the large cyclic forms (*Applied Forms*, chap. xii.) is used—generally the same form as that adopted for sonatas and symphonies. The reason, no doubt, is, that this form offers a larger amount of variety, and places more resources at the disposal of the composer than any other. The Suite form has also occasionally

\* Haydn's Variations on the Austrian National Hymn, from his Quartett in C, Op. 76, No. 3, and Schubert's Variations from his Quartett in D minor, have been played in this way at the Crystal Palace, by all the strings of the orchestra; and Schumann's Quintett was similarly performed some time since, at the Conservatoire Concerts in Paris.



been employed by modern writers ; and some few have experimented in other directions. These are, however, rare exceptions, and they are not recommended for imitation.

304. The older composers sometimes selected the two-movement form ; several of Mozart's sonatas for piano and violin have only two movements. But, from the time of Beethoven\* onwards, the three- and four-movement forms have been almost, if not quite, universally adopted, the former being seldom met with when more than two instruments are employed, though it is by no means uncommon in sonatas written for piano and violin, or violoncello.

305. Occasionally, instead of complete cyclic forms, we meet with single movements written for more than one instrument. Mozart has left two sets of variations for piano and violin, Beethoven a rondo and a set of variations for the same instruments, besides some variations for piano and violoncello, and two sets (Ops. 44 and 121) for piano, violin, and violoncello. Among many other instances that might be given, it will suffice to name Schubert's Rondo in B minor, Op. 70, for piano and violin, and Chopin's Polonaise in C, Op. 3, for piano and violoncello.

306. A very important distinction between chamber and orchestral music is, that, whereas in the latter, some of the parts (*e.g.*, the second violin and viola, and the second wind instruments) will generally occupy a comparatively subordinate position, in chamber music all should be, as nearly as possible, of equal importance. A well-written quartett or trio, whether for strings alone, or with piano, should be, so to speak, a living organism, each instrument having its own important part to contribute to the general effect. If any one instrument is either too prominent, or unduly subordinate, the artistic unity of the work will inevitably suffer. To illustrate this, let the student compare one of Haydn's pianoforte trios with one by Beethoven, Schubert, or Mendelssohn. In Haydn's trios, the part for the violoncello is comparatively so unimportant (frequently merely doubling the bass of the piano) that in many passages it could be omitted without serious injury to the music. † But in the later examples to which we have referred, the part of the violoncello is in no degree subordinate to that of the piano or violin. The difference in the treatment may perhaps explain to some extent the neglect of Haydn's otherwise very charming trios. "If one member suffer, all the others suffer with it."

\* Beethoven's two Sonatas, Op. 5, for piano and violoncello, are the only exceptions ; and in both of these, the introductory Adagio, though leading directly into the following Allegro, has almost the importance of an independent movement.

† This is not intended as a depreciation of Haydn, who simply wrote in the fashion of his time ; even by Mozart, the importance of the violoncello in the *ensemble* of a piano trio was not fully recognized. Beethoven was the first to give to this instrument the position it has ever since retained.

307. Another important principle for the composer to bear in mind is, that chamber music should not be orchestral in character. In orchestral music, in which much of the effect is produced by great masses of sound, breadth and fullness are aimed at; in chamber music, on the other hand, finish of detail and delicacy of treatment are important considerations. In this respect even eminent composers occasionally go astray. Mendelssohn has done this in parts of his octett, and especially in the first movement of his string quartett in D, Op. 44, No. 1, and in his quartett in F minor, Op. 80. Many passages in these works appear, both in conception and in treatment (*e.g.*, the frequent and long-continued employment of the *tremolo*), to be designed for the full orchestra, rather than for solo instruments. The middle parts are often mere harmonic fillings-up. A quartett—and the same remark will apply to other forms of chamber music—should be like the conversation of intimate friends, not like the noise of a great crowd.

308. After what has been said in earlier parts of this work, it may perhaps be superfluous to remind the young composer that, whether he be writing for the full orchestra or only for single instruments, he must conceive the music in the first instance for the instruments to which he is going to give it. Yet this point is so important, and so frequently disregarded by beginners, that it cannot be too strongly insisted on. If a man is writing for orchestra, he must “think orchestra”; if he is writing for a string quartett, he must “think quartett.” No effective work can be produced by first inventing abstract musical themes, and afterwards deciding to what instruments they are to be allotted. In the matter of chamber music, which we are now treating, the student’s imagination will be best stimulated, and guided in the right direction, first, by hearing as many trios, quartetts, &c., as possible, and next by studying all the scores of chamber music to which he can get access.\* He must, in fact, adopt the same plan here which we have so frequently recommended with orchestral music.

309. We have now to speak of the principal varieties of chamber music. Taking first those kinds in which the piano takes no part, the works may be either for strings alone, for wind alone, or for strings and wind combined. Of these three subdivisions, the first is by far the most important and the most frequently employed. Many compositions exist for from two to eight stringed instruments; but the very large majority of these are quartetts for two violins, viola, and violoncello. The reason for this is not far to seek. Four-part writing is the very founda-

\* Nearly all the best chamber music, excepting sonatas for piano and violin, &c., is now published in score in the cheap Payne Edition; most of the sonatas are in the Peters Edition.

tion of musical composition ; and a quartet for four strings possesses many advantages over any other combination for the same number of instruments. Some of these are enumerated in §§ 56, 57 of our first volume ; but in addition to these is one not there referred to—the homogeneity of tone between the instruments composing the group. Of course, as the student already knows, there are slight differences of quality between the violin, the viola, and the violoncello ; but these are insignificant compared with the differences that exist between different kinds of wind instruments, such as, for instance, the oboe and clarinet. Moreover, the tone of the strings does not so soon pall upon the ear as that of the wind.

310. The fact that the element of contrast of colour, about which so much has been said in the present volume, is almost entirely wanting in the string quartett, deprives the composer of one of his chief resources, and compels him to seek for variety in other directions. One of the most important and most serviceable of these is the *contrapuntal* treatment of the instruments. We are not using the adjective in the strict technical sense in which it is so often employed in speaking of fugues, &c., but in its wider acceptation, as meaning the combination of independent melodies. If we compare the second violin and viola parts of one of Haydn's quartetts with those of one of his symphonies, we shall find that, as a whole, there is decidedly more life and more melody in the former than in the latter. This, it should be added, is only a generalization ; many passages are to be found, even in the best quartetts, in which the middle parts of the harmony are mere accompaniment ; and, even for the sake of contrast, this is advisable, as affording relief from the strain on the attention that would result, were four melodies continually going on simultaneously.

311. Another means of obtaining contrast in quartett-writing is the alternation of full and thin harmony. Just as, in orchestral writing, no composer of any judgment would think of keeping all the instruments continually at work, so in a quartett three-part, and even two-part harmony should be used from time to time, for the sake of variety. On the other hand, when fullness is required, as the instruments are all *solo* instruments, double-stopping, if judiciously written, may be more freely introduced than would be expedient in orchestral writing.

312. Another hint to be given to the student is, the extreme importance of finished part-writing. In an orchestral score, it is often possible for some slipshod and even crude work to pass unnoticed in performance, from being concealed beneath the fullness of the harmony, or the richness of the instrumentation. But with only the four parts of a string quartett, every note will be distinctly heard, and the utmost purity of part-writing becomes imperative.

313. We have already incidentally spoken of the desirability of not writing orchestrally for chamber music ; and this applies with special force to the string quartett. It is impossible to give an exact definition of what constitutes an orchestral style of writing ; this is a matter that can be more easily felt than described. The student will best acquire the knowledge by carefully comparing the quartetts, say of Mozart or Beethoven, with the symphonies of the same composers. In no form of composition is thematic development (see *Applied Forms*, chap. viii.) of more importance than in this ; great care should therefore be taken in the selection of the subject-matter to be treated. For the various reasons we have given, we consider that it is far more difficult to write a good quartett than a good symphony.

314. Next to the quartett, the quintett is the most common combination for stringed instruments. In the large majority of string quintetts the additional instrument is a second viola, as in the quintetts of Mozart, Beethoven, Spohr, and Mendelssohn ; occasionally, instead of a second viola, a second violoncello is added. Schubert's magnificent quintett in C, Op. 163, is the finest and best known example of the latter combination. In some of Onslow's quintetts a double-bass is used instead of a second violoncello.

315. The character of the ensemble in a quintett differs somewhat from that of a quartett, owing to the greater prominence of viola or violoncello tone ; but nearly all that has been said about the quartett applies with equal force. It should, however, be mentioned that in the best examples, such as the quintetts of Mozart and Beethoven, it is comparatively rare to find real five-part harmony long continued. Rests in some of the parts are more frequent than in quartetts—and when all the instruments are employed, we still often find only four-part harmony—the first violin being doubled in the lower octave, either by the second, or by one of the violas.

316. This is still more the case if the number of instruments be still further increased, as in the sextett (two violins, two violas, and two violoncellos), or the octett (four violins, two violas, and two violoncellos). Not many works of this kind exist ; when the number of five instruments is exceeded, some wind are mostly added to the strings. In sextetts and octetts for strings only, the instruments are either used chiefly in alternation, or, when all are employed, some parts are usually doubled, either in the unison or in the octave. An examination of the score of Mendelssohn's octett, the finest example of its class, will show the student how very little real eight-part writing there is in the work. As was incidentally said (§ 307), much of the music is quite orchestral in character.

317. Spohr's four double quartetts\* are rather different in their

\* Published in score in the Payne Edition.

treatment; and, considered as chamber music, we think, more successful than the octett of which we have just spoken. In these works each quartett is complete in itself, and much of the effect is obtained by the antiphony of the two. When they are employed together, the one often has merely an accompaniment of simple harmony to the imitative counterpoint of the other. There is little or no trace here of the orchestral style, and the works are models of pure and finished part-writing.

318. If the number of stringed instruments be reduced below four, the composer is confronted by a difficulty of another kind. It is now impossible to obtain four-part harmony without 'double-stopping,' which evidently is not always available. In string trios, therefore, in which the instruments are mostly violin, viola, and violoncello, more rarely two violins and violoncello,\* it is mostly necessary to make considerable use of broken chords and arpeggios in the middle of the harmony. As the best models for the student may be recommended the beautiful trio in E flat by Mozart, and Beethoven's four string trios, and Serenade Trio, Op. 8.

319. It is obvious that with duos for strings (two violins, or violin and viola) the composer's resources will be still more restricted. Yet the study of Mozart's two duos for violin and viola, and of Spohr's duos for two violins, will show that, by the exercise of due ingenuity, a far richer and fuller effect is possible, even with two instruments, than would appear at first sight.

320. Chamber music for wind instruments alone is far less common than that for strings, and requires a different kind of treatment. It is very seldom that works have been composed for wind instruments of the same kind, though Kuhlau has written a quartett for four flutes, and Kummer has published twelve trios for three bassoons. But, in most cases, instruments of different tone-quality are combined, and instead of homogeneity, as with the strings, we have contrast of colouring. The first question that presents itself is, What wind instruments should be chosen for chamber music? One would hardly think of using the rich and sonorous trombone; for it would be very difficult in a work of any extent to combine it effectively with the softer reed instruments. The trumpet also, though it has been occasionally employed (*e.g.*, in Hummel's 'Military Septett'), could very seldom be introduced with advantage. The best instruments to use will be the reed instruments, the flutes, and the horns, as these are capable of most expression, and (except, perhaps, the horns) of most execution.

321. As wind instruments can only produce one note at a time, it is very seldom advisable to write for fewer than four or five; and in the larger number of works of this class, six or eight are found. As exceptional cases may be cited Beethoven's three

\* Dvořák has written an interesting trio for two violins and viola; but this combination lies under the disadvantage of having no bass below tenor C.

duos for clarinet and bassoon—among the less interesting of his works—and the little Trio, Op. 87, for two oboes and cor anglais. The larger number of Mozart's Divertimenti for wind alone are written for two oboes, two bassoons, and two horns, to which he sometimes adds two clarinets (see Ex. 39 of this volume), and in two cases two corni inglesi as well. It is worth noticing that neither Mozart nor Beethoven uses flutes in any of the chamber music written for wind instruments only.

322. The predominance of oboe tone to be found in most of Mozart's chamber music for wind instruments is probably due to the fact that in the last century the clarinet was much less frequently used than at present. In Beethoven's only sextett for wind instruments (Op. 71), there are no oboes, the work being written for two clarinets, two bassoons, and two horns—a decidedly preferable combination to Mozart's, as the instruments blend better (see § 45), and a long continuance of oboe tone soon becomes wearisome.

323. If the student wishes to write for wind instruments alone, we should advise two clarinets, two bassoons, and two horns, as the smallest expedient combination; to this may be added, if desired, two oboes, or (better still) one oboe and one flute, which not only gives a larger compass upwards, but an additional tone-colour. Beyond eight instruments it is hardly desirable to go; with a larger number the music may easily become too orchestral in character.

324. If the sonata form is adopted in compositions for wind only, it should generally be concise. Too lengthy movements are alike fatiguing to players and hearers; for, as already mentioned, the tone of the wind falls upon the ear much sooner than that of the strings. It is probably for this reason that in works of this kind the smaller forms, rather than the larger, are so frequently met with.

325. Only a few words are needful concerning compositions for strings and wind combined. There may be but one wind instrument, as in the clarinet quintetts of Mozart, Weber, and Brahms; or there may be several, as in the septett of Beethoven, the octett of Schubert, and the nonett of Spohr. In the latter a variety of colouring is obtainable which approximates to that of the orchestra. The same general principles which have been laid down in speaking of chamber music for strings alone apply here also, and the student will best learn how to treat such combinations by examining the scores of as many works of this kind as he is able to procure.

326. In chamber music with the piano, other considerations have to be taken into account. The student already knows that the piano differs from nearly all other instruments in its inability to sustain sounds at a uniform strength, and that, as a compensation, it is able by itself to give full harmony. Its quality of tone,

also, while strongly contrasted both with strings and wind, is able to blend equally well with either. When combined with one stringed instrument—violin or violoncello, more rarely the viola—the two instruments should be alternately prominent. As an illustration of what is meant, let the student examine the opening of Beethoven's sonata in F, for piano and violin. Here he will see the first subject announced by the violin, with an arpeggio accompaniment for the piano; on the completion of the sentence, the parts are reversed, the piano taking the melody, and the violin the accompaniment. Frequently also, as in the Rondo of the same work, the subject is first announced by the piano alone, and then repeated by the violin.

327. If one of the instruments have merely accompaniment, care should be taken (especially with the piano) that this does not degenerate into mere meaningless passage-work. We do not mean by this that arpeggios and similar figures are to be altogether avoided; but it is best in many cases to give the accompaniment a quasi-contrapuntal character, especially in *allegro* movements. One of the finest models of this method of treatment will be found in Beethoven's great sonata for piano and violin in C minor, Op. 30, No. 2, which deserves careful examination.

328. In a duet for piano and violoncello, much more use should be made of the latter for melodic purposes than is customary in orchestral writing. It is also frequently very effective to give the real bass of the harmony to the violoncello, as Mendelssohn has done in the first movement of his sonata in D, Op. 58, at the seventeenth bar. At the twenty-first bar of the finale of the same work will be found a fine example of the resonant *pizzicato* of the low notes of the cello employed in the same way.

329. As all chamber music is written for *solo* instruments, larger demands may be made on the technique of the string players than would be expedient or safe with the orchestra. Thus, in the scherzo of Beethoven's sonata in A, Op. 69, for piano and violoncello, are found 'double-stops' in sixths and thirds, which are essentially solo passages. The same thing may be said of the chords for the violin with which the 'Kreutzer Sonata' opens. It will, however, be advisable to make but sparing use of such effects.

330. If more than one instrument is employed with the piano, the name 'Sonata' is not now used.\* The works are described as trios, quartets, &c., according to the number of instruments taking part in them. With every additional instrument introduced, the resources at the disposal of the composer are increased. Even in pianoforte trios, by the judicious use of 'double-stops,' it is possible to obtain alternations of full harmony for piano and strings.

\* Formerly, when the strings had less important parts than in the present day pianoforte trios were often described as 'Sonatas for piano, with accompaniment for the violin and violoncello.'

Excellent examples of this may be seen in the third movement of Beethoven's trio, Op. 70, No. 2, and in the two trios of Schubert. With piano quartetts and quintetts this is one of the commonest, as well as most effective devices (see, especially Mozart's piano quartett in G minor, and the quintetts of Schubert, Schumann, Brahms, and Dvořák).

331. It is quite impossible to enumerate even a small part of the effects obtainable by the combination of the piano with strings. The only way to learn them is that which we have so continually to recommend in this volume—the study of the best models. Let the student make himself thoroughly acquainted with the trios of Beethoven, Schubert, Mendelssohn, and Schumann, the quartetts of Mozart, Schumann, and Brahms, and the quintetts named at the end of the last paragraph, and he will know far more about the subject than he would learn from anything that could be written in this volume.

332. It was said in § 104 that a single wind instrument was more powerful than a single violin; this is probably one chief reason why the combination of wind instruments with the piano is so much rarer than that of strings. Excepting in the case of a sonata for piano with one wind instrument (*e.g.*, Beethoven's sonata, Op. 17, for piano and horn, Weber's 'Duo Concertante,' Op. 48, for piano and clarinet, and Brahms's two sonatas, Op. 120, for the same instruments), it is rare to find fewer than four wind instruments employed;\* probably because with a smaller number full harmony for the wind cannot be obtained. The four instruments usually employed are either the oboe, clarinet, bassoon, and horn, as in the quintetts of Mozart and Beethoven; or the flute, clarinet, bassoon, and horn, as in those of Spohr and Rubinstein.

333. Owing to the fuller tone of wind instruments, there is always more danger of their overpowering the piano than is the case with strings. We therefore seldom, if ever, find the wind employed, as the strings so often are, to furnish a mere accompaniment, of more or less importance, to the piano. To the student who wishes to understand the different treatment of strings and wind, when combined with the piano, it will be highly interesting and instructive to compare Beethoven's quintett, Op. 16, for piano and wind, spoken of in the last paragraph, with the composer's later arrangement of the same work as a quartett for piano and strings. It will be seen that not only are the melodies frequently ornamented in the later version, but that many passages, which in the quintett are allotted to the piano alone, have a light accompaniment for the strings added to them in the quartett.

334. If the two quintetts of Mozart and Beethoven are compared, it will be found that in the former the upper part for the wind instruments is mostly given to the oboe, and in the latter to

\* The only examples we can remember to the contrary are Glinka's trio for piano, clarinet, and bassoon; and a trio by Reinecke for piano, oboe, and horn.



the clarinet. The probable explanation is, that Mozart in most of his concerted music for wind instruments gives the leading part to the oboe. That he knew quite well the effect of which the clarinet was capable he often showed in other works, such as the clarinet quintett; the oboe seems to have been an instrument of his special personal predilection, and the importance of the clarinet was hardly fully recognized before Beethoven. If the student wishes to write a quintett for piano and wind, it will be well for him to give both instruments an equal share in the work.

335. The combination of the piano with both stringed and wind instruments is comparatively rare. Beethoven and Brahms have written trios for piano, clarinet, and violoncello; though both are interesting, neither will rank among the greatest works of its composer. Much more successful is the trio by Mozart for the unusual combination of piano, clarinet, and viola, a work in which a number of novel effects of tone-colour will be found, and with which every musician ought to be acquainted. Schumann's four 'Märchenerzählungen' (Op. 132), for the same combination of instruments, are less successful.

336. If the piano be combined with several wind and stringed instruments, as in a septett, there is considerable risk of its being overpowered altogether, unless it be treated in the style of a concerto. Several such works exist, the best known being the formerly extremely popular septett in D minor by Hummel, for piano, flute, oboe, horn, viola, violoncello, and double-bass. In this work, one of its composer's best, though now out of fashion and seldom heard, the pianoforte part is extremely brilliant, and the parts for the other instruments are, as a whole, of subordinate importance. The work, in four movements, has the regular form of a trio or quartett, but in its style it resembles rather a concerto with accompaniment for only a few instruments than what is generally understood by concerted chamber music. It will be hardly advisable for students to experiment in similar directions.

337. It was originally intended to deal with the subject of chamber music at considerably greater length, and to give examples of characteristic passages for the various combinations of which we have spoken. This volume, however, has already extended to so much greater length than was anticipated, that it has been necessary to condense this portion of the work, and to confine ourselves to pointing out to the student where he can find examples and models on which to work. Here, therefore, our task ends. While we have endeavoured to lay down general principles for the guidance of the learner, it has been quite impossible to do more. The field is too wide to be entirely traversed in any text-book; new experiments in orchestration are continually being tried—some of them brilliant successes, others hardly less brilliant failures. There is also a steady growth in the orchestra itself, initiated by Wagner and Liszt, imitated and carried

on by some of the younger composers of the present day. Nor can it be said that the limit is yet reached ; for there is no finality in art. Let the student by all means, if he wishes, experiment in writing for the large modern orchestra ; but let him not forget that a great composer does not necessarily require an enormous mass of instruments to produce a great effect. Some of the most lovely pieces of scoring to be found in the examples given in these two volumes are those in which comparatively few instruments are employed.

338. Our final word will be one of warning. Let the student on no account imagine that the mere study of these volumes will be sufficient to enable him to write well for the orchestra. No book ever written can teach this unaided. Orchestral music must be heard as often as possible, and the scores of the great masters must be carefully and closely studied. If, in addition, the student has the opportunity of hearing some of his own attempts at scoring played on the orchestra—an opportunity, unfortunately, mostly restricted to the students of our large music schools—the experience he will gain will be invaluable. But even without this, much can be done by conscientious work ; and if the young musician have a natural feeling for tone-colour, he may learn, by imitating good models, to score effectively, even if not brilliantly.

THE END.

# ANALYTICAL INDEX.

\* \* \* *The numbers refer to the paragraphs, not the pages.*

Accompaniment (Orchestral), *see* Orchestral Accompaniment.  
Arpeggio and Scale passages which exceed the compass of one instrument—how treated, 19, 46, 47.  
Arpeggio passages in Pianoforte Music—how arranged for the Orchestra (*see* Orchestra, Arranging for).  
Arranging Pianoforte or Organ Music for Orchestra (*see* Orchestra, Arranging for).  
Attention to detail, importance of, in scoring, 112.

## BALANCE OF TONE :—

Accompaniment to a Solo should generally be *below*, not *above* it. If it be above special care needed—*example* by Mendelssohn, 105; attention to details, importance of, 112; chorus balanced against Orchestra, 248; clearness, importance of, 135; comparative unimportance of the wood-wind in *tutti* passages, 127; difficulty of the subject, 93; four-part harmony for wind—*examples* by Beethoven and Weber, 100, 101; full Orchestra, treatment of the brass, 117, 118; harmony in the lower part of the Orchestra should never be *too thick*, 110, 111; horns and wood-wind, 102; mass of wood-wind overbalanced by the strings—*example* by Beethoven, with suggested alteration by Wagner, 113, 114; polyphonic writing for Orchestra—*example* by Prout, 108; position of the harmony, 94; reeds and brass alone—*example* by Rossini, 119, 120; "Small Orchestra," 103, 104; solo given to several instru-

ments. *Examples* by Gade, 109-111; by Prout, 108; by Mendelssohn, 106, 107; strings alone, 94-98; too thin and too thick Orchestration, 133, 134; treatment of the brass, 117, 118; Trombones first introduced by Weber as regular constituents of the Orchestra, 121; Trumpets doubled in the lower octave by the Horns—*example* by Beethoven, 122, 123; *tutti* for full Orchestra—treatment of the strings, 125; wood, 127; brass, 126. *Examples* by Beethoven, 128; by Mendelssohn, 129, 130; by Rheinberger, 131; wind instruments balanced against the strings—*example* by Brahms, 115; wind instruments alone—their relative strength, 98, 99; wood-wind against the full Orchestra—*example* by Boieldieu, 116; wood-wind in the full Orchestra—*example* by Schubert, 124; wood-wind overbalanced, 124.

Best notes of the Harmony to double, 123, 130

Brilliant colouring—how obtained (*see* Contrast and Colour).

Campanella, example of its use, 166.

Celesta, example of its use, 181.

## CHAMBER MUSIC :—

Defined, 300-302; different treatment of the instruments in Orchestral and Chamber music, 306; finish of detail and delicacy of treatment, important considerations, 307; forms employed in Chamber music—Cyclic Forms—The Suite—The Smaller Forms, 303-305; should not be Orchestral in character, 307; technical requirements higher than in Orchestral music, 329; written for *Solo* instruments, 329.

## I. STRINGS ALONE.

(A) *String Duos.*

Two Violins or Violin and Viola, 319—*examples* by Mozart and Spohr referred to, 319.

(B) *String Trios.*

Broken chords and arpeggios, employment of—*examples* by Beethoven and Mozart referred to, 318; four-part harmony only obtained by "double stopping," 318; instruments mostly used, Violin, Viola and Violoncello, or two Violins and Violoncello, 318.

(C) *String Quartett.*

Alternation of full and thin harmony, 311; combination of independent melodies, 310; Contrapuntal treatment of the instruments, 310; contrast and colour almost entirely wanting, 310; "double stopping," 311; four-part writing the foundation of musical composition, 309; homogeneity of tone between the instruments, 309; means of obtaining contrast, 310, 311; purity of part-writing *imperative*, 312; thematic development, 313; two and three part harmony used from time to time, 311.

(D) *String Quintett.*

Character of the ensemble, 315; doubling of parts, 315; prominence of Viola or Violoncello tone, 315; rests in some of the parts, 315; the additional instrument, Viola, Violoncello, or Double Bass—*examples* referred to, 314; true five-part writing seldom long continued, 315.

(E) *String Sextetts and Octetts.*

Doubling of parts, 316; few works of this kind in existence, 316; Spohr's Double Quartetts referred to, 317; true eight-part writing rarely employed, Mendelssohn's Octett referred to, 316.

## II. WIND INSTRUMENTS ALONE.

Best combinations to employ, 323; best number to use, 321; contrast of colouring, 320; far less common than chamber music for strings, 320; instruments of different tone-quality mostly employed, 320; predominance of Oboe tone in Mozart's works, 322; Quartett for four flutes by Kuhlau, 320; the form, 324; trios for three Bassoons, 320.

III. STRINGS AND WIND COMBINED. General principles, 325; one wind instrument employed—*examples* referred to by Brahms, Mozart, and Weber, 325; several wind instruments employed—*examples* by Beethoven, Schubert, Spohr, 325.

IV. PIANO AND VIOLIN. Accompaniment to be of a quasi-contrapuntal character—*examples* by Beethoven referred to, 327; alternate prominence given to the two instruments—*examples* by Beethoven referred to, 326; passage-work, 327.

V. PIANO AND VIOLONCELLO. "Double stops," 329; pizzicato, 328; Violoncello used for melodic purposes more than in Orchestral writing, 328.

VI. PIANO, TRIOS, QUARTETTS, &c. Double stops, 330—*examples* referred to by Beethoven, Brahms, Dvořák, Mozart, Schubert, Schumann, 330; Quintetts, 330.

VII. PIANO AND WIND INSTRUMENTS. Combination usually employed, 332; different treatment of strings and wind, 333—*examples* referred to by Beethoven and Mozart, 333; number employed rarely less than four—why, 332.

VIII. PIANO, STRINGS, AND WIND. Comparatively rare, 335—*examples* referred to by Beethoven, Brahms, Mozart and Schumann, 335; Septett by Hummel referred to, 336.

Choral music accompanied by the Orchestra (*see* Orchestral Accompaniment).

Clearness, importance of in Orchestration, 135.

Combination of Organ and Orchestra (*see* Organ and Orchestra).

## CONCERTOS:—

For Organ (*see* Organ and Orchestra); for Piano (*see* Orchestral Accompaniment); for Violin (*see* Orchestral Accompaniment); for Violoncello (*see* Orchestral Accompaniment); for Wind instruments (*see* Orchestral Accompaniment).

Contrapuntal treatment of Wind instruments, 56, 57

## CONTRAST AND COLOUR:—

*I. CONTRAST.* Various ways of obtaining, 138; contrasts between various wind instruments. *Examples* by Auber, 158–160; by Haydn, 154; by Raff, 157; by Schubert, 155, 156; by Tschaiikowsky, 162; by Wagner, 161; contrasts with strings alone, 139; contrasted groups of instruments. *Examples* by Auber, 147; by Beethoven, 145, 146; by Cherubini, 149; by Haydn, 148; by Nicolai, 150; by Rossini, 152; in the modern Orchestra, 136; in the time of Bach, Handel, Graun and Pergolesi, 137; methods of obtaining contrast in the modern Orchestra, 138–140.

*II. COLOUR.* Brilliant colouring—how obtained—*example* by Meyerbeer, 166; defined, 163; how often changes of colour should be made, 141; in the modern Orchestra, 136; in the time of Bach and Handel, 137; methods of obtaining changes of colour, 141; picturesque colouring—*example* by Auber, 172; produced by single holding notes—*example* by Auber, by Verdi, 164, 165; religious colouring—*examples* by Mozart, 170; Spontini, 171; sombre colouring—*examples* by Verdi, 168; by Wagner, 167; special colouring by judicious use of percussion instruments. *Examples* by Saint-Saëns, 176; by Spohr, 174; by Verdi, 175; unusual combinations. *Examples* by Prout, 182; by Tschaiikowsky, 178–181; by Wagner, 177; *where* to make a change of colour, 142–144; varied colouring—*example* by Weber, 169.

Contrasted rhythms in writing for strings alone, employment of, 16.

Crescendo, treatment of, 89, 90.

Crossing of the parts in stringed Orchestra, 13.

Cymbal struck with a drum-stick, *example* of, 176.

Different treatment of instruments in Orchestral and chamber music, 306.

Diminuendo, treatment of, 91.

Double roll on kettle-drum, *example* of, 168.

Duos for strings (*see* Chamber Music).

Forms employed in chamber music (*see* Chamber Music).

Four-part harmony for wind alone, 100–102.

Fugue accompanied by the Orchestra (*see* Orchestral Accompaniment).

Glockenspiel, *example* of its use, 179.

Harmonium and Orchestra, *examples* by Berlioz and Liszt referred to, 206.

HARMONY:—Best notes to double, 123, 130; in lower part of the Orchestra should never be *too thick*, 110, 111; to be correct in each group of instruments, 71, 72, 74; too thick and too thin, 133, 134.

Homogeneous tone, how obtainable from wood-wind, 45.

Horns can be treated as belonging either to the wood-wind or the brass, 73.

Incomplete Orchestras, scoring for (*see* Scoring for Incomplete Orchestras).

Introduction of new matter in arranging Piano and Organ music for Orchestra, 265.

Keys, effect of various—choice of, for Orchestral works, 34.

Methods of obtaining changes of colour (*see* Contrast and Colour).

Methods of obtaining contrast (*see* Contrast and Colour).

Modification of Pianoforte passages in arranging for Orchestra (*see* Orchestra, Arranging for).

Obbligato, instrumental, accompanying the voice (*see* Orchestral Accompaniment).

Octets for strings (*see* Chamber Music).

ORCHESTRA, ARRANGING FOR:—A common mistake, 260; a difficult passage to arrange, 268—*example* by Schubert, scored and analyzed, 268–270; ditto, scored differently, 271, 272; a passage by Dussek, scored, 261; arpeggio passages, how treated—*example* by Beethoven, scored, 263, 264; arrangements in which the voice part is given to the Orchestra—*example* by Schubert, scored, 273; changing

the key of piece, 273. *Examples* scored by Beethoven, 274, 275; by Grieg, 276; by Weber, scored by Berlioz, 277; indicating the phrasing, 273; introduction of new matter, 265; many different ways of scoring the same passage, 262; modification of Pianoforte passages often necessary, 263; sombre colouring, 266, 267; tremolo, how treated—*example* by Schubert, scored, 266.

ORCHESTRAL ACCOMPANIMENT OF SOLO INSTRUMENTS. Accompaniment chiefly allotted to the strings—why, 210, 211; accompaniment of the Solo instrument, 209; always keep the Orchestra subordinate to the solo instrument, 207, 208; "Solo" and "Tutti" indications, 209; treatment of concertos, 208.

I. CONCERTOS FOR ORGAN. (See Organ and Orchestra.)

II. CONCERTOS FOR PIANO. A novel combination—*example* by Liszt, 221; a melody for Piano accompanied by the strings. *Examples* by Mozart, 216; by Mendelssohn, 217; harmony, 213; how they differ from concertos for stringed or wind instruments, 213; melodies in both Piano and Orchestra—*example* by Mendelssohn, 220; Piano alternating with the Orchestra. *Examples* by Beethoven, 214; by Grieg, 215; Piano accompanied by wind—*example* by Goetz, 218; Piano accompanied by *pizzicato* of the strings, 217; Piano accompanying the Orchestra—*example* by Mendelssohn, 219.

III. CONCERTOS FOR STRINGED INSTRUMENTS.

(A) *Violin*. Contrast between accompaniment and solo, example of, 228; double-stopping for the soloist—*example* by Bruch, 227; employment of the fourth string—*example* by Spohr, 225; general principles—*examples* by Beethoven, 222-224; harmony, 213.

(B) *For other stringed instruments*. Examples referred to, 229.

(C) *For more than one stringed instrument*. Examples referred to, 230.

IV. CONCERTOS FOR WIND INSTRUMENTS. Accompaniment should be chiefly for strings, 231; general principles, 231.

ORCHESTRAL ACCOMPANIMENT OF VOICES:—

I. SOLO VOICE.

(A) *Recitative*. Accompaniment to be light—*examples* referred to, 234; accompanied by wind instruments—*example* by Beethoven, 237; general principles, 233, 234; recitatives with interludes—*example* by Mendelssohn, 235, 236.

(B) *Vocal Solos*. Accompanied by brass only, *examples* referred to—more frequently used for male than female voices, 245; accompanied by strings only. *Examples* by Cherubini, 240; by Weber (*pizzicato*), 238; by Wagner (muted strings), 239; accompanied by wind only—*example* by Rossini, 244; accompanied by full Orchestra—*example* by Verdi; other *examples* referred to, 246, 247; an *obbligato* instrument accompanying the voice—*example* by Spohr, 243; contrasted accompaniments. *Examples* by Boieldieu, 241; by Cherubini, 240; general principles, 245; the voice subordinate to the Orchestra—an *example* by Schubert, 242.

II. CHORAL MUSIC. Accompaniment of fugues, 252, 253; a *pianissimo* accompaniment—*example* by Mozart, 251; balance of chorus and Orchestra, 248; choral unison accompanied by Orchestra—*example* by Mendelssohn, 254; chorus accompanied by full Orchestra *piano*—*example* by Rossini, 257; employment of the Organ with the Orchestra in sacred music, 256; general principles, 248-253; importance of discretion in the accompaniments, 258; Orchestra mostly used in masses and groups, 249; treatment of dissonant notes, 250; unison of the Orchestra accompanied by chorus in harmony—*example* by Weber, 255.

ORGAN AND ORCHESTRA:—Bach and Handel, 187; Berlioz' views, 185, 186; best quality of Organ tone in combination, 188, 189; flue stops blend with the Orchestra better than the

reeds, 188, 189; Handel's Organ concertos, 190; indications of registering, 204; modern Organ concertos. *Examples* by Guilmant, 197, 198; by Prout, 199-203; by Rheinberger, 195, 196; Organ in combination. *Examples* by Haydn, 191; by Mozart, 192, 193; Organ with brass and Harp—*example* by Mendelssohn, 194; Reed stops, use of, 204; use of the Organ in Opera, 204.

Passing notes, treatment of, 86.

Picturesque colouring, examples of (*see* Contrast and Colour).

Piano and Orchestra (*see* Orchestral Accompaniment).

Piano and Organ music, how to arrange for the Orchestra (*see* Orchestra, Arranging for).

Piano and Violin (*see* Chamber Music).

Piano and Violoncello (*see* Chamber Music).

Piano and wind instruments (*see* Chamber Music).

Piano concertos (*see* Orchestral Accompaniment).

Piano, strings, and wind (*see* Chamber Music).

Piano trios, quartets, &c. (*see* Chamber Music).

Polyphonic writing for Orchestra—*example* by Prout, 108.

Position of the harmony, 14, 15, 94, 110.

Quartets, quintets, &c. (*see* Chamber Music).

Recitative accompanied by the Orchestra (*see* Orchestral Accompaniment).

Religious colouring, how obtained (*see* Contrast and Colour).

#### SCORING FOR INCOMPLETE ORCHESTRAS:

Management of the brass, 294—*example* by Wagner, 295-298.

Orchestras:—Nearly complete, 283; with no wind instruments, 281; with only a few wind instruments, 282; with Solo wind—*example* by Mozart, 293; without Violas, 290.

Original compositions for incomplete

Orchestras—points to consider, 288; replacing of missing instruments, 284-286; scarcity of examples by the great masters, 289. Selection of suitable music for, 287. Special arrangements necessary for, 279. Special difficulty of writing for, 299; treatment of the wood—*example* by Mozart, 291, 292; use of American Organ and Mustel Organ, 281, 282; varying degrees of incompleteness, 280.

#### SMALL ORCHESTRA:—

Crescendo, treatment of. *Examples* by Beethoven, 89; by Cherubini, 90; defined, 4, 69; diminuendo, treatment of—*example* by Spohr, 91; effects obtainable from a very few instruments—*example* by Mendelssohn, 79; harmony to be correct in each department of the Orchestra—strings, wood, wind, and brass, 71, 72, 74; holding notes for the wind, 77; Horns can be treated as belonging to either group of instruments—the wood or the brass, 73; melody on the Violins accompanied by the wood—*example* by Bennett, 80; models for the student, 92; passing notes, treatment of—*example* by Haydn, 86; possible combinations absolutely inexhaustible, 71; strings and wood-wind, their relative power, 103, 104; strings doubled by the wind. *Examples* by Auber, 75; by Boieldieu, 78; by Beethoven, 76; by Mozart, 77; two-part harmony for wind and strings. *Examples* by Brahms, 87; by Raff, 88; wind given more prominence. *Examples* by Mackenzie, 83; by Prout, 82; by Rossini, 81, 84; by Schumann, 85; works specially written for, by Berlioz, Haydn, Mendelssohn, and Mozart, 70.

Solo quartet of strings accompanying the voice—*example* by Gounod, 30.

Solos, instrumental, accompanied by Orchestra (*see* Orchestral Accompaniment).

Solos, Vocal, accompanied by Orchestra (*see* Orchestral Accompaniment).

Sombre colouring, how obtained (*see* Contrast and Colour).

Strings and wind combined in chamber music (*see* Chamber Music).

Strings, duos, trios, quartets, quintets  
(*see* Chamber Music).

**STRINGED ORCHESTRA**:—Changing the relative position of the strings—*example* by Gluck, 18; combinations of strings. *Examples*: Violins, by Mozart, 22; Violins and Viola, by Haydn, 23; Violas and Celli, by Weber, 26; Violins, Violas, and Bassi, by Mozart, 27; Violas, Celli, and Bassi, by Schubert, 29; Violins, Viola, Cello, solo strings, by Gounod, 30; contrast obtained by variety of rhythms—*example* by Schubert, 16; crossing of parts, 13, 21; defined, 4; divided strings. *Examples* by Gounod, 32; by Grieg, 33; by Mozart, 27; by Weber, 26; double stops and chords, 21; examples of works written especially for strings alone, referred to, 11; harmony, in four parts mostly, 13; in less than four parts. *Examples* by Haydn, 23; by Mozart, 22; how to obtain contrast, 12—*example* by Schubert, 16; imitation of Guitar by strings—*example* by Berlioz, 31; keys, effect of various, which are best, 34; overlapping—*example* by Nicolai, 19; pizzicato, rapid, for *all* strings—*example* by Delibes, 21; position of the harmony, 13, 14. *Examples* by Auber, 14; by Spohr, 15. Scale and arpeggio passages which exceed the compass of *one* instrument, how treated—*example* by Nicolai, 19. Stringed instruments the groundwork of the modern Orchestra, 11. Strings imitating Guitar—*example* by Berlioz, 31. Sympathetic resonance, 34; unison passages—*example* by Meyerbeer, 24, 25; variety of colour, 12; very full harmony for strings. *Examples* by Gounod, 32; by Grieg, 33; Violas and Cellos used as accompaniment to the voice—*example* by Weber, 26.

Tremolo, treatment of, in arranging for Orchestra (*see* Orchestra, Arranging for).

Trios for strings and Pianoforte trios (*see* Chamber Music).

Too thin and too thick Orchestration, 133, 134.

Trombones first introduced as regular

constituents of the Orchestra by Weber, 121.

Varied colouring—how obtained (*see* Contrast and Colour).

Various ways of obtaining contrast (*see* Contrast and Colour).

Vocal solos accompanied by the Orchestra (*see* Orchestral Accompaniment).

#### WIND INSTRUMENTS:—

Arpeggio accompaniment in the *chalmreau* of the Clarinet—*example* by Weber, 54; contrapuntal treatment of. *Examples* by Beethoven, 56; by Spohr, 57; doubling all the parts of the harmony by instruments of different tone colour—*example* by Schubert, 63; homogeneous tone—how obtained—*example* by Mozart, 45; infinite variety of possible combinations, 35; melodic designs of large compass which exceed the compass of one instrument—how treated. *Examples* by Hérold, 46; by Meyerbeer, 47; scale passage and arpeggios which exceed the compass of one instrument—how treated, 46; substitution of Clarinets for Oboes in Mozart's Symphony in G minor, 45; two methods of treating—as solo instruments or in masses, 36; upper part of the harmony generally, though not invariably, given to the highest instrument in the score—an exception, 44.

I. ACCOMPANYING THE SOLO VOICE. *Examples*. A curious combination by Meyerbeer, 68; by Prout, 65; by Verdi, 62; employment of less usual instruments by Wagner, 66, 67.

II. INSTRUMENTS IMITATING EACH OTHER.

(A) *Singly*—*example* by Méhul, 58.

(B) *In groups*. *Examples* by Haydn, 61; by Mozart, 59; by Schubert, 60.

III. SOLO WIND. Bassoon solo, accompanied by Clarinets, Bassoon, and Horns—*example* by Beethoven, 40; Clarinet solo accompanied by Horns, Clarinets, and Bassoons—*example* by Spohr, 38; doubling in the unison seldom of good effect in solo passages,



48, 49; doubling in the unison and octave—*example* by Beethoven, 56; by Spohr, 57; doubling in the octave and double octave (Flute and Clarinet). *Examples* by Schubert, 52; by Weber, 53; Oboe and Bassoon—*example* by Schubert, 52; Flute solo accompanied by the whole mass of brass *piano*—*example* by Mozart, 41; four solo instruments: *Examples* by

Auber, 43; by Cherubini, 42; melody in three octaves—*example* by Beethoven referred to, 53; Oboe solo accompanied by two Clarinets—*example* by Mendelssohn, 37; two solo instruments, 38, 39.

IV. TUTTI EFFECTS. *Examples* by Auber, 64; by Beethoven, 56; by Cherubini, 55; by Spohr, 57; by Tschäikowsky, 51; by Weber, 50.

## MUSICAL ILLUSTRATIONS.

		Example
AUBER	... 'Actéon' ... ..	100
	... 'L'Ambassadrice' ... ..	90
	... 'Le Dieu et la Bayadère' ... ..	101, 113
	... 'Le Domino Noir' ... ..	44
	... 'Le Maçon' ... ..	1
	... 'Les Chaperons Blancs' ... ..	105
	... 'Les Diamans de la Couronne' ... ..	50, 102
BACH	... 'Zanetta' ... ..	25
	... 'Cantata, 'Geist und Seele wird verwirret'' ... ..	122
BEETHOVEN	... 'Christus am Oelberge' ... ..	85
	... Concerto in E flat ... ..	138
	✓ ... 'Fidelio' ... ..	152
	... 'King Stephen' ... ..	51
	... 'Leonore Prohaska' ... ..	178, 179
	... Mass in D ... ..	36
	... Romance for Violin, Op. 40 ... ..	137
	... Sextett, Op. 71 ... ..	22
	... Sonata, Op. 22 ... ..	168
	... Symphony No. 2 ... ..	69
	... Symphony No. 3 ... ..	89
	... Symphony No. 5 ... ..	64, 82, 83, 88
	... Symphony No. 9 ... ..	77
	... Violin Concerto ... ..	146, 147
BENNETT	... Overture, 'Die Waldnymphé' ... ..	55
BERLIOZ	... 'La Damnation de Faust' ... ..	17
BERLIOZ-WEBER	... 'Invitation à la Valse' ... ..	183
BOIELDIEU	... 'Jean de Paris' ... ..	8c
	... 'La Dame Blanche' ... ..	15c
BRAHMS	... 'Le Nouveau Seigneur de Village' ... ..	51
	... 'Ein Deutsches Requiem' ... ..	71
	... Symphony No. 2 ... ..	62
BRUCH	... Violin Concerto, Op. 26 ... ..	150
CHERUBINI	... 'Faniska' ... ..	155
	... Mass in D ... ..	24
	... 'Médée' ... ..	35, 92
DELIBES	... 'Sylvia' ... ..	8
DUSSEK	... Sonata, Op. 13, No. 2 ... ..	166
GADE	... 'Die Kreuzfahrer' ... ..	76
GLUCK	... 'Iphigénie en Aulide' ... ..	5
GOETZ	... Concerto in B flat, Op. 18 ... ..	142
GOUNOD	... 'Faust' ... ..	16
	... Messe Solennelle ... ..	18
	... Concerto, Op. 16 ... ..	139
GRIEG	... 'Peer Gynt' ... ..	19
	... Suite 'Aus Holbergs' Zeit' ... ..	180, 181
	... Symphony No. 1, for Organ and Orchestra ... ..	130, 131
GUILMANT	... Ode for St. Cecilia's Day ... ..	123
HANDEL	... First Mass ... ..	161
	... Fourth Mass ... ..	124
	... Military Symphony ... ..	91

		Example
HAYDN ( <i>cont.</i> )	'Passione' ... ..	41
	Symphony in D ... ..	96
	Symphony in E flat ... ..	10
	Symphony in G, No. 58 ... ..	61
HÉROLD ...	'Le Pré aux Clercs' ... ..	28
LISZT ...	Concerto in A ... ..	26
	Concerto in E flat... ..	145
MACKENZIE ...	'La Belle Dame Sans Merci' ... ..	58
MÉHUL ...	'Joseph' ... ..	38
MENDELSSOHN	Capriccio in B minor, Op. 22 ... ..	141
	Concerto in D minor ... ..	144
	Concerto in G minor ... ..	143
	Concerto for Violin ... ..	149
	'Lauda Sion' ... ..	20
	'Midsummer Night's Dream' ... ..	49, 71
	Ninety-fifth Psalm ... ..	163
	Ninety-eighth Psalm ... ..	127
	Overture, 'Ruy Blas' ... ..	86
	'The Hebrides' ... ..	72
	'St. Paul' ... ..	151
	Symphony No. 3 ... ..	73, 74
	Symphony No. 4 ... ..	54
MEYERBEER ...	'Dinorah' ... ..	29, 107
	'L'Africaine' ... ..	11
	'Les Huguenots' ... ..	48
MOZART ...	Concerto in A, No. 12 ... ..	52
	Concerto in D, No. 26 ... ..	140
	Contretanz ('Der Sieg vom Helden Koburg') ... ..	186
	'Die Zauberflöte' ... ..	23, 111
	✓ 'Figaro' ... ..	185
	Mass, No. 15 ... ..	126
	Serenade in C minor ... ..	39
	Symphony in D, No. 31 ... ..	9
	Symphony in G minor, No. 40 ... ..	27
	'Thamos' ... ..	162
	Twelve Minuets, No. 5 ... ..	184
	Vesperae de Dominica ... ..	125
NICOLAI ...	'Die lustigen Weiber von Windsor' ... ..	6, 93
PROUT ...	'Alfred' ... ..	45, 121
	Concerto for Organ No. 1 ... ..	132, 133, 134
	Concerto for Organ No. 2 ... ..	135, 136
	Suite de Ballet ... ..	75
	Symphony No. 4 ... ..	57
RAFF ...	Concerto, Op. 185 ... ..	63
	Symphony No. 1 ... ..	99
RHEINBERGER	Concerto for Organ, Op. 137 ... ..	128, 129
	'Wallenstein' ... ..	87
ROSSINI ...	'La Gazza Ladra' ... ..	56
	'Le Comte Ory' ... ..	94
	'Moïse' ... ..	81, 165
	✓ 'Otello' ... ..	159
	'Sémiramide' ... ..	59
	'Stabat Mater' ... ..	95
SAINT-SAËNS	'Danse Macabre' ... ..	116
SCHUBERT ...	'Adrast' ... ..	40
	'Alfonso und Estrella' ... ..	3, 7
	'Der vierjährige Posten' ... ..	157
	'Des Müller's Blumen' ... ..	176
	'Elysium' ... ..	172
	'Gruppe aus dem Tartarus' ... ..	170
	'Lazarus' ... ..	15
	Mass in E flat ... ..	43
	'Rosamunde' ... ..	32, 97, 98
	Symphony in C, No. 7 ... ..	84

		Example
SCHUMANN	...	' Manfred ' ... .. 14
		Symphony No. 3 ... .. 60
SPOHR...	...	Concerto No. 8 ... .. 148
		' Fall of Babylon ' ... .. 114
		' Jessonda ' ... .. 158
		Notturmo, Op. 34 ... .. 21
		Symphony No. 1 ... .. 66
		Symphony No. 2 ... .. 2, 37
SPONTINI	...	' La Vestale ' ... .. 112
TSCHAIKOWSKY	...	Suite ' Casse-Noisette ' ... .. 118, 119, 120
		Symphonie Pathétique ... .. 31, 104
VERDI	✓	' Il Trovatore ' ... .. 160
		Requiem ... .. 42, 106, 109, 115
WAGNER	...	' Die Fliegende Holländer ' ... .. 108
	✓	' Die Walküre ' ... .. 47, 154
		' Götterdämmerung ' ... .. 117
	✓	' Lohengrin ' ... .. 46
	✓	' Siegfried Idyll ' ... .. 187, 188, 189
	✓	' Tristan und Isolde ' ... .. 103
WEBER	...	' Der Freischütz ' ... .. 33
		' Euryanthe ' ... .. 30, 110
		' Invitation à la Valse ' ... .. 182
	✓	Jubilee Overture ... .. 70
		' Oberon ' ... .. 12, 164
		' Peter Schmoll ' ... .. 34
		' Preciosa ' ... .. 153

THEORETICAL WORKS

BY

EBENEZER PROUT,

*B.A., Lond., Hon. Mus.D. Trin. Coll. Dublin and Edinburgh, and  
Professor of Music in the University of Dublin.*

IN AUGENER'S EDITION. Demy 8vo.

**HARMONY: ITS THEORY AND PRACTICE.**  
*Twelfth Edition, with Analytical Index.*

Augener's Edition, No. 9182. Bound, net, 5s.

**KEY TO THE EXERCISES IN "HARMONY:  
ITS THEORY AND PRACTICE."** *Fourth Edition.*

Augener's Edition, No. 9182a. Bound, net, 2s.

**ADDITIONAL EXERCISES TO "HARMONY:  
ITS THEORY AND PRACTICE."** *Fifth Edition.*

Augener's Edition, No. 9182b. Bound, net, 1s. 6d.

**KEY TO THE ADDITIONAL EXERCISES TO  
"HARMONY: ITS THEORY AND PRACTICE."** *Third Edition.*

Augener's Edition, No. 9182c. Bound, net, 2s. 6d.

**COUNTERPOINT: STRICT AND FREE.**  
*Sixth Edition, with Analytical Index.*

Augener's Edition, No. 9183. Bound, net, 5s.

**ADDITIONAL EXERCISES TO "COUNTER-  
POINT: STRICT AND FREE,"** with Melodies and Unfigured Basses  
for Harmonizing. *Fourth Edition.*

Augener's Edition, No. 9183a. Bound, net, 2s. 6d.

**DOUBLE COUNTERPOINT AND CANON.**  
*Third Edition, with Analytical Index.*

Augener's Edition, No. 9184. Bound, net, 5s.

**FUGUE.** *Third Edition.*

Augener's Edition, No. 9185. Bound, net, 5s.

**FUGAL ANALYSIS: a Companion to "Fugue."** Being  
a Collection of Fugues put into Score and Analyzed. *Second Edition.*

Augener's Edition, No. 9186. Bound, net, 5s.

**MUSICAL FORM.** *Third Edition, with Analytical Index.*

Augener's Edition, No. 9187. Bound, net, 5s.

**APPLIED FORMS: a Sequel to "Musical Form."**  
*Third Edition, with Analytical Index.*

Augener's Edition, No. 9188. Bound, net, 5s.

**THE ORCHESTRA: Vol. I.—"The Technique of the  
Instruments."** *Second Edition.*

Augener's Edition, No. 9189. Bound, net, 5s.

**THE ORCHESTRA: Vol. II.—"Orchestral Com-  
bination."**

Augener's Edition, No. 9190. Bound, net, 5s.

AUGENER & CO., 199, Regent Street, W., and 22, Newgate Street, E.C., London.

# ANALYSIS OF JOH. SEB. BACH'S 48 PRELUDES AND FUGUES (WOHLTEMPERIRTES KLAVIER)

BY  
DR. H. RIEMANN.

*Translated from the German by J. S. SHEDLOCK, B.A.*

		<i>Net. s. d.</i>
9205	PART I. (Preludes and Fugues, Nos. 1 to 24). In paper covers	2 —
	Bound	2 6
9206	PART II. (Preludes and Fugues, Nos. 25 to 48). In paper covers	2 —
	Bound	2 6

*Extracts from Review by EBENEZER PROUT which appeared in "THE MONTHLY MUSICAL RECORD," May 1st, 1893.*

"Dr. Hugo Riemann, though his name is as yet comparatively little known in this country, is one of the foremost among living German theorists. An examination of his works shows him to be emphatically an 'all-round man.' There is hardly a branch of theory which in his excellent series of Catechisms he has not dealt with. Probably the most important service he has rendered to the cause of musical art has been his systematizing of the whole question of phrasing. His insistence upon the relation of unaccented notes, not to the preceding, but to the following accented note is of the utmost value, and greatly simplifies the elucidation of many points in connection with the question of rhythm."

"In his analysis of formal structure, Dr. Riemann takes the eight-bar period as the normal formation, and regards all periods of any other length, not as different forms, but as extensions and contractions of normal periods by the insertion and elision of bars. A full recognition of this general principle will undoubtedly be found of great assistance to the student."

"There are two different methods of analysis—the technical and the æsthetic. The former treats of the harmonic, rhythmical, and thematic construction of a piece; it is this kind of analysis which is to be found in most theoretical treatises. The latter, on the other hand, rather deals with the true meaning of the music, its artistic conception, and underlying poetical idea. . . . Dr. Riemann in the present work combines both methods. He is no mere Dryasdust, dissecting these beautiful compositions merely to find the contrapuntal devices in which they abound. Not that he leaves this technical part of the work undone; on the contrary, few, if any, points of importance escape his notice. But he is not content without also pointing out, sometimes very felicitously, the ideas which are presented, to his mind at least, by the music. The following description of the opening of the C-sharp major Prelude of the first book might have been written by Schumann:—

"It has a quiet, almost languishing character, and seems to suggest a siesta under the shade of leafy trees, on grass fragrant with blooming flowers, and all alive with the hum of insects.

"And again a little later in the same analysis—

"Everything is life and movement; everywhere there is blossom and radiance: the very atmosphere trembles; and yet the firm, metrical design of the principal theme (the long feminine endings) displays to the end the same rapturous repose."

"As another example of Dr. Riemann's style of characterization, I quote his description of the E-flat minor Prelude of the first book.

"The prelude with deep, dignified solemnity advances in  $\frac{3}{4}$  measure; the long-drawn lines of the melody display great and noble feeling; now clear eyes full of love seem to be gazing at us, now deep sighs are heard, signs of pain at the limited power of human beings who are able to realize only a small portion of unlimited will."

"In his analysis of the thematic construction both of the preludes and fugues, Dr. Riemann is particularly happy. Here our author is on his own special domain; for the points which, perhaps more than any other, are the distinguishing feature of his theoretical works are the attention he bestows on thematic development from the motive, and the assistance that a correct understanding of the motive gives in enabling the performer to determine the phrasing."

"I consider it a most valuable aid to the comprehension of Bach's work, and I heartily share the author's enthusiasm as it shows itself in every page of the volume. The more the 'Forty-Eight' are known, the more they will be enjoyed and loved, and the student who wishes for an intelligent guide through the intricacies of the music will find such a guide in Dr. Riemann."

# Catechisms, Etc., in Augener's Edition.

Crown 8vo.

## DR. H. RIEMANN'S

- | <i>No.</i> |  | <i>Bound in<br/>Limp Cloth.<br/>Net.<br/>s. d.</i> |
|------------|--|--|
| 9201       | <b>C</b> ATECHISM OF MUSICAL INSTRUMENTS. (GUIDE TO INSTRUMENTATION). In paper covers, net, 2s. ...                                | 2 6  |
| <hr/>      |  |  |
|            | <b>C</b> ATECHISM OF MUSICAL HISTORY.  |  |
| 9202       | Part I. History of Musical Instruments, and History of Tone Systems and Notation. In paper covers, net, 2s. ... ..                 | 2 6  |
| 9203       | Part II. History of Musical Form, with Biographical Notices. Paper, net, 2s. ... ..  | 2 6  |
| <hr/>      |  |  |
| 9204       | <b>C</b> ATECHISM OF PIANOFORTE PLAYING. In paper covers, net, 2s. ... ..  | 2 6  |
| <hr/>      |  |  |
| 9207       | <b>C</b> ATECHISM OF MUSICAL ÆSTHETICS. Translated by the Rev. H. BEWERUNGE. In paper covers, net, 2s. ...                         | 2 6  |
| <hr/>      |  |  |
|            | <b>A</b> NALYSIS OF BACH'S 48 PRELUDES and FUGUES (Wohltemperirtes Klavier).<br>Translated from the German by J. S. SHEDLOCK, B.A. |  |
| 9205       | Part I. 24 Preludes and Fugues. In paper covers, net, 2s. ... ..   | 2 6  |
| 9206       | Part II. 24 Preludes and Fugues. In paper covers, net, 2s. ... ..  | 2 6  |

## PROFESSOR C. SCHROEDER'S

- |       |  |     |
|-------|--|-----|
| 9212  | <b>C</b> ATECHISM OF VIOLIN PLAYING. Translated and Edited by J. MATTHEWS, with an Appendix consisting of a Guide through Violin Literature and a Chapter on the Viola. In paper covers, net, 2s. ... .. | 2 6 |
| <hr/> |  |     |
| 9211  | <b>C</b> ATECHISM OF VIOLONCELLO PLAYING. Translated by J. MATTHEWS, with an Appendix consisting of a Guide through Violoncello Literature. In paper covers, net, 2s. ... ..                             | 2 6 |
| <hr/> |  |     |
| 9213  | <b>H</b> ANDBOOK OF CONDUCTING. Translated and edited by J. MATTHEWS. In paper covers, net, 2s. ...  | 2 6 |

## J. MATTHEWS'

- |      |   |     |
|------|---|-----|
| 9214 | <b>H</b> ANDBOOK OF THE ORGAN. In paper covers, net, 2s. ... .. | 2 6 |
|------|---|-----|

## NORRIS CROKER'S

- |      |  |     |
|------|--|-----|
| 9215 | <b>H</b> ANDBOOK FOR SINGERS. In paper covers, net, 2s. ... .. | 2 6 |
|------|--|-----|

LONDON: AUGENER & CO., 19, Regent Street, W. City Branch: 22, Newgate Street, E.C.  
Library and School Department: 6, New Burlington Street, W.

AUGENER'S EDITION, No. 9200.

# DICTIONARY OF MUSIC

BY

DR. HUGO RIEMANN.

Translated by J. S. SHEDLOCK, B.A.

9200\* *Complete in 1 Volume, strongly bound, net, 15s.*

*Separate Cases for Binding, net, 2s.*

*Or in 14 Parts, net, 1s. each.*

- 9200a *Part I. (A to BECK).*  
9200b *Part II. (BECKÉ to CHACONNE).*  
9200c *Part III. (CHADWICK to DISSONANCE).*  
9200d *Part IV. (DISTINCTO to FUNDAMENTAL BASS).*  
9200e *Part V. (FUNDAMENTAL CHORD to HANDEL).*  
9200f *Part VI. (HANDEL to JUPIN).*  
9200g *Part VII. (JÜRGENSON to LIPSIVS).*  
9200h *Part VIII. (LIRA to MOSZKOWA).*  
9200i *Part IX. (MOSZKOWSKI to PASQUE).*  
9200k *Part X. (PASQUINI to REICHARDT).*  
9200l *Part XI. (REICHARDT to SCHÖBERLEIN).*  
9200m *Part XII. (SCHOBERT to STRUNGK).*  
9200n *Part XIII. (STRUSS to VIOLA).*  
9200o *Part XIV. (VIOLA to ZW, and APPENDIX).*

“ ‘Dictionary of Music, by Dr. Hugo Riemann.’ When complete this work will prove a much-used occupant of the musician’s bookshelf, and will form a handy book of reference.”—*Musical News*.


“ We have already had occasion to point out the great merits of this work, which is now nearing completion. To students and professors of music alike the work will almost prove indispensable.”—*Violin Times*.

“ . . . The biographies are concise, and the dictionary is one of music as well as of musicians. If the previous parts are equal to No. 12, the Riemann-Shedlock dictionary is certainly superior to anything we have yet had in the English language.”—*Music Trades Review*.


“ MESSRS. AUGENER are bringing out in parts a handy edition of Dr. H. Riemann’s ‘Dictionary of Music,’ translated by Mr. Shedlock, and furnished with additional ‘matter by the author. So far as the first instalment goes, the work has been excellently done, especially in the matter of just allotment of space. Such literary treatises as appear in the great Dictionaries of Mendel or Grove do not come within the scope of a work like this, but to the ordinary student the newly issued dictionary will be of immense value, and the name of the translator—who may be suspected of having taken more than a translator’s part in the compilation of the English biographies—is a guarantee for accuracy and thorough research.”—*The New Quarterly Musical Review*.


AUGENER & CO., 193, Regent Street, W., and 22, Newgate Street, E.C., London.











MT  
70  
P77  
v.2

Prout, Ebenezer  
The orchestra

UNIVERSITY OF TORONTO  
  
EDWARD JOHNSON  
MUSIC LIBRARY

