

WINSOR & NEWTON'S

Series of
DRAWING BOOKS

BY MODERN ARTISTS

PENCIL STUDIES

BY CHARLES ROWBOTHAM.



COPYRIGHT.

WITH INSTRUCTIONS BY THE ARTIST
IN PARTS, ONE SHILLING EACH.

LONDON: WINSOR & NEWTON, LIMITED.
38, RATHBONE PLACE, OXFORD STREET. W.

ONE SHILLING HANDBOOKS ON ART.

With Illustrations, &c.

SENT BY POST ON RECEIPT OF FOURTEEN STAMPS.

. In ordering it is sufficient to mention the Number which is attached to each Book.

- | No. | No. |
|---|--|
| 1.—Half-Hour Lectures on Drawing and Painting. | 18.—An Artistic Treatise on the Human Figure. |
| 2.—The Art of Sketching from Nature. | 19.—Artistic Anatomy of the Human Figure. |
| 3.—The Art of Landscape Painting in Water-Colours. | 20.—Artistic Anatomy of the Dog and Deer. |
| 4.—System of Water-Colour Painting. | 21.—The Artistic Anatomy of the Horse. |
| 5.—The Art of Marine Painting in Water-Colours. | 22.—The Artistic Anatomy of Cattle and Sheep. |
| 6.—Hints for Sketching in Water-Colour from Nature. | 23.—The Art of Painting and Drawing in Coloured Crayons. |
| 7.—The Art of Portrait Painting in Water-Colours. | 24.—The Art of Mural Decoration. |
| 8.—The Art of Miniature Painting. | 25.—Transparency Painting on Linen. |
| 9.—The Art of Flower Painting. | 26.—The Art of Transparent Painting on Glass. |
| 10.—The Art of Landscape Painting in Oil-Colours. | 27.—The Principles of Colouring in Painting. |
| 11.—The Art of Portrait Painting in Oil-Colours. | 28.—The Principles of Form in Ornamental Art. |
| 12.—The Art of Marine Painting in Oil-Colours. | 29.—The Art of Wood Engraving. |
| 13.—The Elements of Perspective. | 30.—Instructions for Cleaning, Repairing, Lining, and Restoring Oil Paintings. |
| 14.—The Art of Botanical Drawing. | 31.—Drawing Models and their Uses. |
| 15.—A Manual of Illumination. | 32.—Comparative Anatomy as Applied to the Purposes of the Artist. |
| 16.—A Companion to Manual of Illumination. | 33.—The Art of Etching. |
| 17.—The Art of Figure Drawing. | |

WINSOR & NEWTON, Limited, 38, Rathbone Place, LONDON, W.

SOLD BY ALL BOOKSELLERS AND ARTISTS' COLOURMEN.

PENCIL STUDIES

BY

CHARLES ROWBOTHAM.



LONDON

Winsor & Newton, Limited.
38, Rathbone Place, Oxford Street. W.

BEACH SKETCHES.

PENCIL STUDIES,

BY

CHARLES ROWBOTHAM.

THE subjects of the following Sketches are taken from the beach, which, in affording so many picturesque objects for study, forms a valuable sketching-ground for the artist.

Of the many useful spots that are to be met with on our coasts, Hastings, with its quaint huts and fishing boats, is a fair example. Here the artist may find free scope for testing his abilities, in an abundance of good material for his sketch-book.

The first of the two following sketches from Hastings beach represents a fishing boat—an example of beach-study that demands careful treatment on the part of the student. He should commence by putting in the line of the horizon, as this will assist him in securing the proper inclination of the boat. Having next ascertained the exact positions and relative proportions of the objects comprised in the sketch, their general form should be lightly sketched in. Next, the planking of the boat should be indicated, care being taken to preserve the gradual increase and decrease in width of the planks as they extend from stem to stern.


The masts and rigging may now be introduced, together with the net slung over the side of the boat, the side ropes, &c. The distant breakwater having likewise been indicated, the student may proceed to put in the outline of the boat in a firm, clear manner, and then, with a soft pencil, give shape and roundness to the craft by introducing boldly the shadow underneath, as also that thrown by the overhanging nets.


The shadows beneath each plank, as it overlaps the one below it, may next be put in with firm and effective strokes, the result being to impart a natural appearance to the surface of the boat.

The net should now be toned, and the netting indicated by sharp lines here and there. This done, the interior of the boat may be proceeded with, decided touches being given to the different portions where needed. The canvas lying on the fore-deck, the mizen mast, sail, &c., having received due attention, and the shingled beach suggested by vigorous touches, the sketch should present a very fair copy of the original.


THE practice that the student will have gained from the preceding study should enable him to do battle with the somewhat more difficult subject presented by our second sketch.


The same course of procedure must be followed with this as in the first subject. The horizontal line and the relative positions and proportions having been determined, and a firm and careful outline made, the student may proceed to deal with the several boats in the foreground, carefully noting that whilst the upper line of the foremost craft is concave, that of the boat immediately behind it is convex in appearance; the difference arising from the fact that the first boat is inclined towards the spectator, whilst the position of the second is reversed. The masts, &c., having been introduced, together with the hut and netting in the foreground, the shading may be proceeded with, commencing with the foremost boat and the capstan. The prow of the boat should be put in with a soft pencil, and the shadow beneath being carried along to the stern, with deep touches indicating the timber lying by its side, the netting slung over the stern, and the reclining mast.





Wm. H. Hoel
Geo. R. Hoel
1863





WINSOR & NEWTON'S DRAWING PENCILS.

Messrs WINSOR & NEWTON, Limited, beg to draw attention to their Drawing Pencils, the range of which consists of a good PENNY Pencil for Schools and ordinary use; a TWOPENNY Pencil for Students; a THREEPENNY Pencil, of hexagon form, for Offices and Artists; a FOURPENNY Pencil, Cumberland lead, free from grit and yielding colour readily; a FIVEPENNY Pencil (hexagon); containing plumbago of the highest quality and adapted for Engineers, where thin and perfect lines and ready erasure are essential; and a SIXPENNY Pencil, made expressly for the use of Artists, with an extra quantity of Cumberland lead. These pencils retain the fine qualities of erasure and colour of the original celebrated Lead.

DESCRIPTION OF DEGREES.

HHHH.	Extremely hard (for Engineering or Drawing on Wood).
HHH.	Very hard for (Architectural Drawing).
HH.	Hard for fine (Outline Drawing).
H.	Moderately hard (for light sketching).
FF.	Very firm (for light shading).
F.	Firm (for fine drawing).
HB.	Moderately hard and black (for free sketching).
B.	Black (for ordinary shading).
BB.	Soft black (for deep shading).
EHB.	Hard and black, extra size lead (for bold sketching).
BBB.	Very black, extra size lead (for deep shading).
BBBB.	Soft and black extra size lead (for full, rich, deep shading).

WINSOR & NEWTON'S PENNY DRAWING PENCILS.

POLISHED RED CEDAR.

These Pencils are of good quality and are adapted for School, Office, or Shop use. They are supplied in four degrees, H, HB, B, and BB, stamped in silver "WINSOR AND NEWTON'S Penny Pencil."

WINSOR & NEWTON'S TWOPENNY DRAWING PENCILS.

IMPROVED POLISHED CEDAR.

These improved Drawing Pencils are strongly recommended for their richness of colour and variety and evenness of tint. They combine freedom of handling with great firmness, and may be cut to the finest point without fear of being broken. These Pencils are now in general use with Artists and Professors of eminence, on whose recommendation they have been adopted by Schools of Art, Colleges, and large Drawing Academies throughout the World. They are supplied in twelve degrees, HHHH, HHH, HH, H, FF, F, HB, B, BB, EHB, BBB, and BBBB, stamped in gold, "WINSOR and NEWTON."

WINSOR & NEWTON'S THREEPENNY DRAWING PENCILS.

HEXAGON SHAPE, IN POLISHED RED CEDAR.

These Pencils are admirably adapted for the use of Architects and Draughtsmen. Their shape prevents them rolling from a desk. They are supplied in five degrees—BB, HB, H, HH, HHH.

WINSOR & NEWTON'S FOURPENNY DRAWING PENCILS.

IN PLAIN CEDAR.

These Drawing Pencils are manufactured of the finest Lead, warranted perfectly free from Grit. They yield colour readily, which can be easily removed with India rubber. They also work smoothly and evenly and may be handled with perfect freedom. Supplied in twelve degrees—HHHH, HHH, HH, H, FF, F, HB, B, BB, EHB, BBB, and BBBB.

WINSOR & NEWTON'S FIVEPENNY DRAWING PENCILS.

HEXAGON SHAPE, IN POLISHED CEDAR.

These Pencils are of very high quality; in colour, smoothness, and ready erasure they cannot be surpassed.

FOR ENGINEERS' AND ARCHITECTS' USE.

They are supplied in thirteen degrees—HHHHHH, HHHH, HHH, HH, H, FF, F, HB, B, BB, EHB, BBB, and BBBB.

WINSOR & NEWTON'S SIXPENNY DRAWING PENCILS.

Extra Thick Cumberland Lead.


IN PLAIN CEDAR.

These Drawing Pencils are manufactured of the finest Lead, warranted perfectly free from grit, and contain a larger quantity of Lead than usual. They give forth a good volume of colour, which can be readily removed when necessary with India rubber. Extra Cumberland Lead Pencils are supplied in twelve degrees HHHH, HHH, HH, H, FF, F, HB, B, BB, EHB, BBB, and BBBB, blind stamped, "Extra Cumberland Lead, WINSOR AND NEWTON," with Trade Mark (a Griffin).

WINSOR & NEWTON'S

JAPANNED TIN BOXES

Fitted with
MOIST WATER COLOURS IN WHOLE & HALF PANS.



	£	s.	d.
3 Whole Pan Box, Fitted	0	7	0
<i>Ditto, Empty, 3/6</i>			
4 Whole Pan Box, Fitted	0	8	6
<i>Ditto, Empty, 3/9</i>			
6 Whole Pan Box, Fitted	0	10	6
<i>Ditto, Empty, 4/-</i>			
8 Whole Pan Box, Fitted	0	14	0
<i>Ditto, Empty, 4/6</i>			
10 Whole Pan Box, Fitted	0	16	6
<i>Ditto, Empty, 5/3</i>			
12 Whole Pan Box, Fitted	0	19	0
<i>Ditto, Empty, 5/9</i>			
14 Whole Pan Box, Fitted	1	2	6
<i>Ditto, Empty, 6/3</i>			
16 Whole Pan Box, Fitted	1	8	6
<i>Ditto, Empty, 6/9</i>			
18 Whole Pan Box, Fitted	1	12	6
<i>Ditto, Empty, 7/6</i>			
20 Whole Pan Box, Fitted	1	15	6
<i>Ditto, Empty, 8/-</i>			
24 Whole Pan Box, Fitted	2	5	0
<i>Ditto, Empty, 9/-</i>			
30 Whole Pan Box, Fitted	3	10	0
<i>Ditto, Empty, 11/-</i>			

	£	s.	d.
6 Half Pan Box, Fitted	0	7	0
<i>Ditto, Empty, 3/9</i>			
8 Half Pan Box, Fitted	0	9	0
<i>Ditto, Empty, 4/3</i>			
10 Half Pan Box, Fitted	0	10	6
<i>Ditto, Empty, 4/9</i>			
12 Half Pan Box, Fitted	0	12	0
<i>Ditto, Empty, 5/3</i>			
14 Half Pan Box, Fitted	0	13	6
<i>Ditto, Empty, 5/9</i>			
16 Half Pan Box, Fitted	0	16	0
<i>Ditto, Empty, 6/-</i>			
18 Half Pan Box, Fitted	0	18	6
<i>Ditto, Empty, 6/6</i>			
20 Half Pan Box, Fitted	1	2	0
<i>Ditto, Empty, 7/-</i>			
24 Half Pan Box, Fitted	1	7	0
<i>Ditto, Empty, 7/6</i>			

WINSOR & NEWTON'S

MINIATURE JAPANNED TIN BOXES,

Fitted with Moist Water Colours.

	£	s.	d.
Box containing 6 Colours	0	4	6
<i>Ditto</i> 8 ditto	0	5	6
<i>Ditto</i> 10 ditto	0	6	6
<i>Ditto</i> 12 ditto	0	7	6
<i>Ditto</i> 14 ditto	0	8	0
<i>Ditto</i> 16 ditto	0	9	6