

Bibliothèque botanique  
ÉMILE BURNAT


Catalogue N° // 33.

Provient de.....  
voir n° 732.

Livres provenant de la bibliothèque botanique  
d'Emile Burnat (1828-1920), insérés en octobre 1920  
dans la bibliothèque du Conservatoire botanique de  
Genève, conformément à l'Acte de donation d'Emile  
Burnat en date des 24 et 25 janvier 1911, § V.



DUPPLICATA DE LA BIBLIOTHÈQUE  
DU CONSERVATOIRE BOTANIQUE DE GENEVE  
VENDU EN 1922



# PLANTAE RARIORES

QUAS IN ITINERE PER ORAS

JONII AC ADRIATICI MARIS

ET

PER REGIONES SAMNII AC APRUTII

COLLEGIT

JOANNES GUSSONE

MED. DOCT.

ET PRAEPECTVS H. R. BOTANICI IN *BOCCADIFALCO*.

LIBRARY  
OF THE  
BOTANICAL  
GARDEN

---

ICONES.

---

NEAPOLI,  
EX REGIA TYPOGRAPHIA.

---

MDCCCXXVI.

1826

+ QIK 332

. G 85

v. 2



# EXPLICATIO TABULARUM.

HERBARIUM  
MUSEI  
HISTORICAE  
SOCIETATIS  
LINDENSIS

TAB. I, et II.

ubi umbilicatus. 4 Idem ex dorso visus, ubi bicostatus.

1 **F**RUCTUS integer, et auctus cum pistillis. 2 Idem horizontaliter sectus.

TAB. IV. f. 2.

1 Ramus horizontaliter sectus, et una cum foliis ac floribus auctus. 2 Flos cum bracteis, et folio subjecto auctus. 3 Calyx cum bracteis auctus.

TAB. III.

1 Calyx cum pedunculo auctus. 2. Corolla aucta cum genitalibus. 3 Capsula oblonga, emarginata, aucta.

TAB. V. f. 1, et 2.

1 Basis folii cum ligula. 2 Spicula aucta. 3 Gluma corollina exterior apice bifido-aristata, cum arista dorsali geniculata. *Fig. 2.*  
1 Basis folii cum ligula. 2 Spicula aucta. 3 Glumae corollinae cum staminibus et pistillis auctae.

TAB. IV. f. 1.

1 Ramulus cum floribus fructibusque auctus. 2. Corolla cum fructu, et bractea aucta. 3 Fructus auctus, ex facie interiore visus,

Aug 7 - 1923  
Lindensia  
Rat. Lindensia

\*

## TAB. VI.

- 1 Spicula aucta. 2 Glumae corollinae flosculorum inferiorum cujusque spiculae auctae. 3 Eadem flosculorum superiorum auctae.

ejusdem basim. 2 Spicula aucta. 3 Gluma calycina exterior aucta. 4. Glumae corollinae auctae. In *fig. 2. n. 1.* spiculam auctam indicat.

## TAB. VII.

- 1 Spicula aucta. 2 Calycis glumae auctae. 3 Glumae corollinae cum staminibus, et pistillis auctae.

- 1 Folium auctum, cum ligula. 2 Flores terni, cum involucris aucti. 3 Glumae corollinae floris hermaphroditi cum staminibus et pistillis auctae.

TAB. VIII. *f. 1, et 2.*

- 1 Spicula magnitudine naturali. 2 Calycis glumae auctae. 3 Glumae corollinae cum staminibus, et pistillis auctae. In *fig. 2.* numeri eadem partes indicant, sed spicula duplo aucta est.

## TAB. XII.

- 1 Pedunculus cum receptaculi paleis, et foliolis calycinis reflexis. 2 Semen auctum, striatum, basi setosum, cum calyculo denticulato ac pappo 5-seto. 3 Calyculus, ac pappus aucti ex facie inspecti. 4 Semen auctum, calyculo orbatum, et solo pappo coronatum.

## TAB. IX.

- 1 Spicula aucta. 2 Glumae corollinae auctae, cum arista dorsali contorta, et pilorum fasciculo ad basim. 3 Germen auctum, cum staminibus pistillis, et duabus squamis ( *Nectaria Lin.* ).

TAB. XIII. *f. 1, et 2.*

- 1 Corolla cum staminibus aucta. 2 Fructus aucti.

TAB. X. *f. 1, et 2.*TAB. XIII. *f. 3.*

- 1 Folium auctum, cum ligula ad

- 1 Bractea aucta, ad carinam albidam, margine fusco-scariosa. 2



Calyceis foliola quatuor basi pilosa, cum stylo villosa aucta.

5 Corolla aucta cum staminibus.

4 Capsula aucta, disperma, circumscissa.

TAB. XIV.

1 Calycis foliolum auctum, apice denticulatum. 2 Petalum exterius majus, auctum, trilobum.

5 Petalum interius auctum, tripartitum; lacinia media apice denticulata, in icone aperta, sed in statu naturali conduplicata.

4 Stamina, et pistillum aucta.

TAB. XV.

1 Calycis foliolum auctum, integrum. 2 Petalum exterius auctum, obsolete trilobum, quod in icone vix conspicitur ob margines revolutos. 5 Petalum interius auctum, tripartitum, lacinia media fere plana. 4 Stamina et pistillum aucta.

TAB. XVI.

1 Calyx auctus, cum pistillo exserto. 2 Corolla aucta, longitudinaliter fissa, cum antheris et fornicibus penicilliformibus.

TAB. XVII.

1 Calyx cum pistillo magnitudine naturali. 2 Idem auctus. 3 Corolla clausa, aucta. 4 Eadem longitudinaliter fissa cum staminibus. 5 Semina gibbosa, tuberculata, aucta.

TAB. XVIII.

1 Calyx quinqueidentatus, auctus. 2 Corolla quinquefida, aucta, longitudinaliter fissa. 5 Capsula aucta, trilocularis, transversim scissa.

TAB. XIX.

1 Calyx cum bractea auctus. 2 Corolla quinquefida, aucta, longitudinaliter fissa absque staminibus. 5 Corollae basis aperta aucta, cum staminibus basi dilatatis. 4 Germen auctum cum stylo ac stigmate, clavato trifido pubescente. 5 Capsula sulcata, aucta, foris sub apice dehiscens. 6 Eadem trilocularis, horizontaliter secta.

TAB. XX. f. 1, et 2.

1 Fructus auctus cum calyce aperto, obtuso, quinqueidentato. 2 Idem

jam perfectus, auctus, calyce exsiccato coronatus, longitudinaliter lineatus. In *fig.* 2. num. 1. calycem quinquefidum exhibet, et num. 2 fructum calyce coronatum ac reticulato-angulatum.

## TAB. XXI.

- 1 Bractea, calycis foliola, et capsula.
- 2 Corolla patens.
- 3 Stamina basi corollae inserta.
- 4 Germinum cum stylo et stigmate; omnia magnitudine naturali.
- 5 Semen auctum, tetragonum, excavato-rugosum.
- 6 Capsulae 2-locularis sectio transversalis.

## TAB. XXII.

- 1 Umbellula vix aucta cum involuclis et radiis inaequalibus.
- 2 Involuclli foliolum auctum, nervis anastomosantibus exquisite reticulatum.
- 3 Flos auctus cum petalis involutis.
- 4 Fructus auctus, ecostatus, ex dorso visus.
- 5 Idem ex facie commissurali, ubi sulco lato notatus.

TAB. XXIII. *f.* 1, et 2.

- 1 Umbellula aucta cum involuclis patentibus, et radiis aequali-

bus. 2 Involuclli foliolum nervis non anastomosantibus obsolete notatum. 3 Flos auctus. 4 Fructus subtetragonus, obsolete costatus, utrinque subtruncatus, ex dorso visus. 5 Idem ex facie commissurali, ubi sulco lato notatus. In *fig.* 2. n.º 6. Umbellula aucta cum radiis inaequalibus. 7 Involuclli foliolum auctum, margine denticulatum. 8 Flos auctus. 9 Fructus auctus, ex facie commissurali visus. 10 Idem lateraliter visus.

## TAB. XXIV.

- 1 Flos auctus. 2 Fructus striatus, apice stylis persistentibus et dentibus calycinis coronatus.

## TAB. XXV.

- 1 Involuclri foliolum magnitudine naturali.
- 2 Fructus striatus, auctus.

## TAB. XXVI.

- 1 Flos auctus. 2 Fructus auctus, costato-alatus. 3 Idem transverse sectus, ut costae subalatae conspiciantur.

## TAB. XXVII.

- 1 Flos auctus. 2 Fructus parum auctus ex dorso visus. 5 Idem ex facie commissurali.

## TAB. XXVIII.

- 1 Valvula calycina granifera, aucta, nervis reticulata. 2 Eadem granulo destituta.

## TAB. XXIX.

- 1 Valvula calycina, setaceo-dentata, granifera, valde aucta.

## TAB. XXX.

- 1 Calyx campanulatus auctus, dentibus margine scariosis albidis. 2 Flos auctus. 5 Semen auctum, tuberculatum, globoso-cordatum.

## TAB. XXXI.

- 1 Stamina decem vix aucta, quorum quinque alterna longiora. 2 Petalum auctum. 5 Germen auctum, cum stylis et glandulis uncinatis ad basim. 4 Semen auctum, tuberculatum, subglobosum.

## TAB. XXXII.

- 1 Bractee quatuor exteriores flores circumdantes auctae. 2 Flos pedunculatus, capsula et bractee interiores auctae, absque bracteis exterioribus. 5 Stamina, germen et styli aucti. 4 Capsula jam matura et apice hians, cum calyce hinc disrupto ex latere dejecto. 5 Semen auctum, ex dorso visum, tuberculatum. 6 Idem ex facie interiore, ubi in medio excavatum. 7 Caulis articulus inferior auctus, ut pubescentia magis conspiciatur.

## TAB. XXXIII.

- 1 Calyx striatus, auctus, cum bracteis imbricatis ciliatis. 2 Petala, stamina, germen et styli magnitudine naturali. 5 Capsula apice 5-dentata. 4 Semen subcompressum, ovatum, facie interiore visum, ubi vix in medio foveola notatum.

## TAB. XXXIV.

- 1 Calyx auctus, 10-striatus, dentibus membrana albida scariosa appendiculatis. 2 Capsula aucta,

pedicello striato pubescente suffulta intra calycem.

TAB. XXXV.

- 1 Petalum auctum cum lamina bipartita, et coronae foliolo bicuspido. 2 Capsula cum staminibus et stylis pedicello striato glabro suffulta intra calycem. A. Ramus, in quo pubescentia magis expressa, ut in nonnullis individuis observatur.

TAB. XXXVI.

- 1 Calyx fructiferus auctus, 10-nervosus, dentibus margine vix membrana albida scariosa auctis. 2 Capsula, cum staminibus et stylis, brevi pedicello suffulta intra calycem.

TAB. XXXVII. *f. 1, et 2.*

- 1 Capsula aucta, et clausa, cum stylis. 2 Eadem apice aperta. 3 Semen auctum, tuberculatum, cordato-globosum. -- *Fig. 2.* n.<sup>o</sup> 1. Flos auctus, et apertus. 2 Capsulae quinque vix auctae.

TAB. XXXVIII.

- 1 Flos cum capsula setosa auctus.

TAB. XXXIX.

- 1 Fructus jam maturus longitudinaliter sectus, vix auctus.

TAB. XL.

- 1 Flos auctus. 2 Calyx auctus post anthesim. 3 Capsulae nondum perfectae, auctae.

TAB. XLI.

- 1 Capsulae tres, rostratae, jam perfectae et apertae, nervis prominulis notatae.

TAB. XLII.

- 1 Florum corymbus cum bracteis, calycibus et corolla auctus.

TAB. XLIII, XLIV, et XLV.

- 1 Calyx auctus, cum dentibus membrana albida appendiculatis. 2 Corolla clausa cum staminibus. 3 Eadem longitudinaliter fissa cum staminibus. 4 Corollae appendix.

TAB. XLVI. *f. 1, 2, et 3.*

- 1 Petala aequalia, ac stamina quatuor didynamica, aucta. 2 Si-

licula integra, aucta. 5 Siliculae dissepimentum auctum -- *Fig. 2* -- 1. Siliculae valvula aucta. 2 Siliculae dissepimentum semina gerens et auctum, in cuius apice stylus oblique insertus. 3 Semen compressum, rotundum -- *Fig. 3*. -- 1. Siliculae valvula aucta. 2 Siliculae dissepimentum semina gerens, et auctum, in cuius apice stylus in medio insertus. 5 Semen oblongum, auctum.

## TAB. XLVII.

1 Calyx auctus. 2 Petalum unicum, semibifidum, cum staminibus tetradynamicis, germine et stylo. 5 Siliculae dissepimentum magnitudine naturali cum staminibus. 4 Semen compressum, marginatum, vix auctum.

## TAB. XLVIII.

1 Calyx cum legumine magnitudine naturali. 2 Legumen vix auctum, apertum, cum seminibus.

## TAB. XLIX.

Legumen apertum cum semini-

bus magnitudine naturali. 2 Semen globosum, auctum.

## TAB. L.

1 Calyx auctus, dentibus inaequalibus. 2 Legumen auctum, foveolatum, et tam in dorso quam ad suturam aculeatum.

## TAB. LI.

1 Calyx auctus. 2 Legumen rostratum, auctum. 5 Semen reniforme, auctum.

## TAB. LII.

1 Legumen auctum, anfractibus reticulatis.

## TAB. LIII.

1 Semen vix auctum, striatum, et laminibus transversalibus scabrum.

## TAB. LIV.

1 Semen vix auctum, striatum, ad angulos muricatum, cum pappo plumoso.

TAB. LV. *f. 1, et 2.*

- 1 Semen vix auctum, striatum, leve.

TAB. LVI.

- 1 Corollula radii vix aucta, apice denticulata. 2 Foliolum calycis interius, semen cum pappo sessili includens. 5 Semen disci scabrum, cum pappo stipitato.

TAB. LVII.

- 1 Semen pappo et corollula tubulosa vix auctum.

TAB. LVIII.

- 1 Semen auctum, glabrum, cum corollula. 2 Idem striatum, magis auctum, cum corolla exsiccata in apice. 5 Receptaculi palea concava, apice tridentata, dente intermedio elongato mucronato.

TAB. LIX.

1. Florum capitulus integer, lana involutus. 2 Calyx et corollulae auctae. 5 Foliolum calycis exterius ad margines scariosum ac serrulatum. 4 Corollula aucta, cum semina pappo coronata.

TAB. LX.

- 1 Receptaculi palea. 2 Corollula radii tridentata, parum aucta, cum semine coronato pappo dimidiato. 5 Semen disci, cum corollula auctum. 4 Semen radii auctum; et pappo integro, dimidiato, antice viso coronatum. 5 Idem cum pappo obsolete tridentato, postice visum. 6 Semen disci corona brevissima integra instructum.

TAB. LXI.

- 1 Foliolum calycis exterius auctum. 2 Idem interius in margine obsolete denticulatum. 5 Semen cum pappo et corollula auctum.

TAB. LXII.

- 1 Ramulus cum foliis parvis imbricatis auctus. 2 Idem cum foliis longioribus, semipatentibus. 5 Bacca magnitudine naturali.

TAB. LXIII.

- 1 Samarae tres pedunculatae, utrinque attenuatae, magnitudine na-



turali. 2 Folium magnitudine  
propria.

TAB. LXXVI.

TAB. LXIV, et LXV.

1 Bractea verticillis vel racemulis  
florum subjecta. 2 Calyx, et co-  
rolla aequaliter quadrifida, aucti-

1 Frondis pinnula cum soris aucta.

N. B. In tabula XLV. lege tab. XLIV, ac viceversa ; et SCRO-  
PHULARIA MULTIFIDA pro S. CHRYSANTHEMIFOLIA.





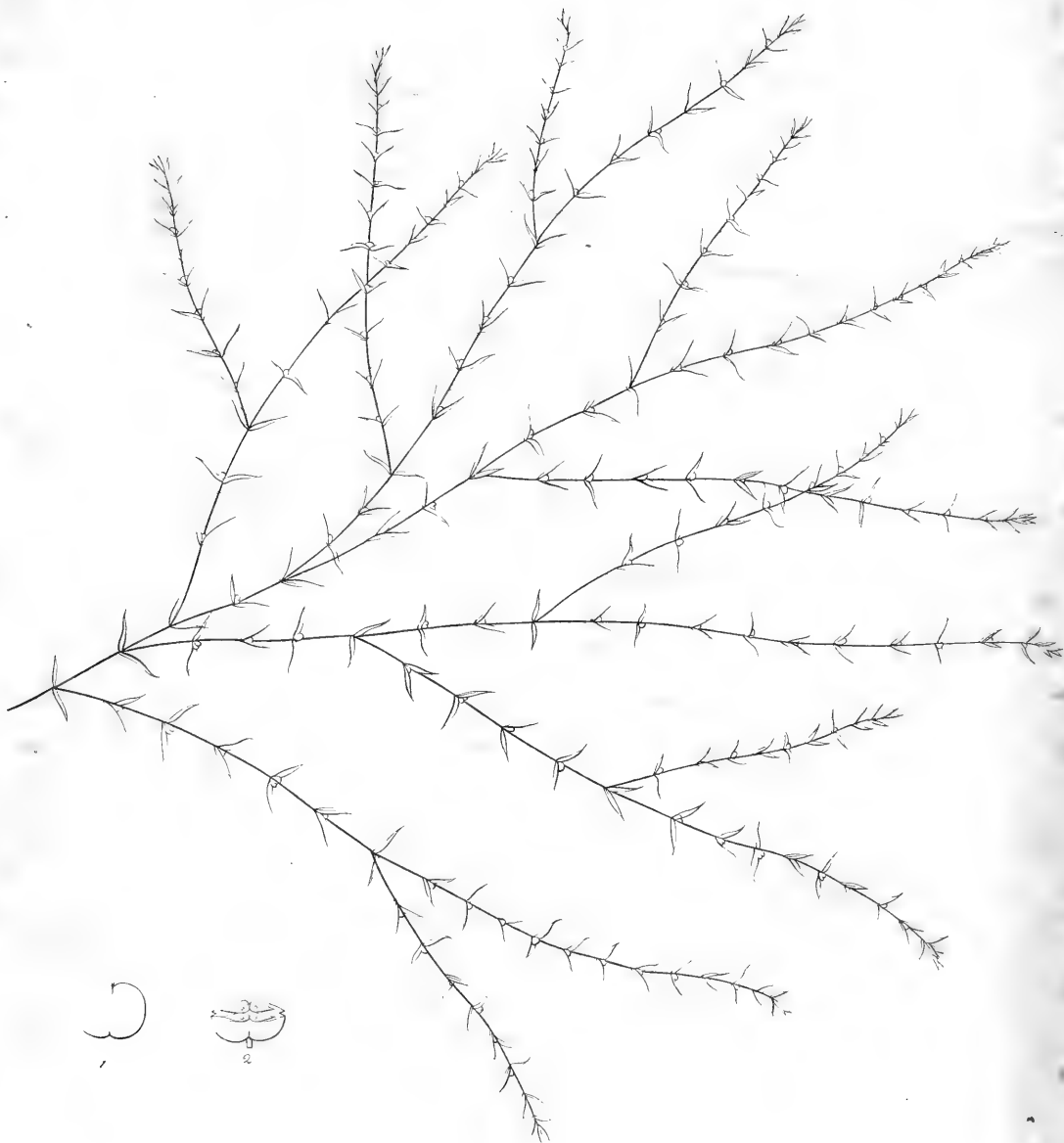






Fig. 1.




Fig. 2.

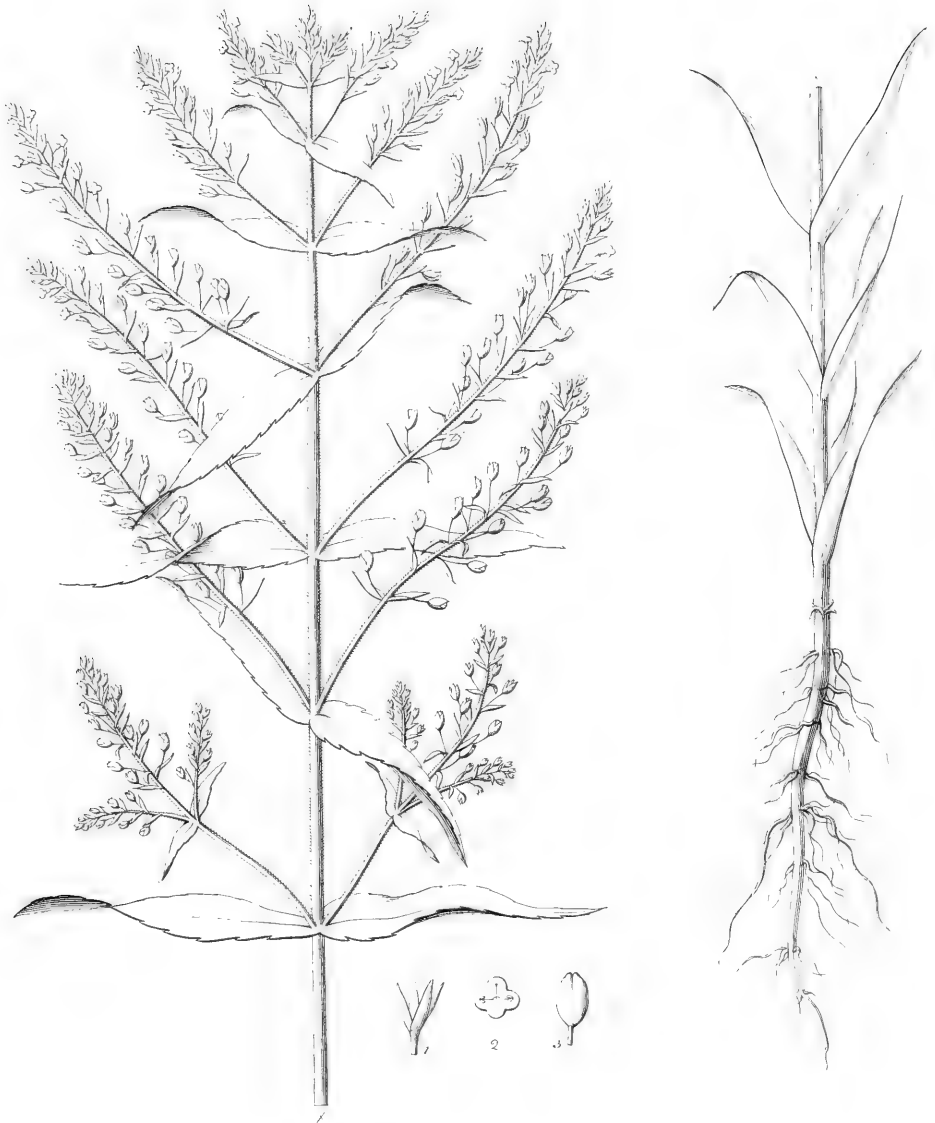
Fig. 1.

Fig. 2.

*Callitriche pedunculata.* *Callitriche truncata*







Gius. Lottieri del.

*Veronica anagalloides*

Carlo Diondi inc.





Fig. 1.

Fig. 2.

*Fedia sphaerocarpa* *Polycnemum arvense recurvum*

Guss. Lottieri det.

Vincenzo Segonini.



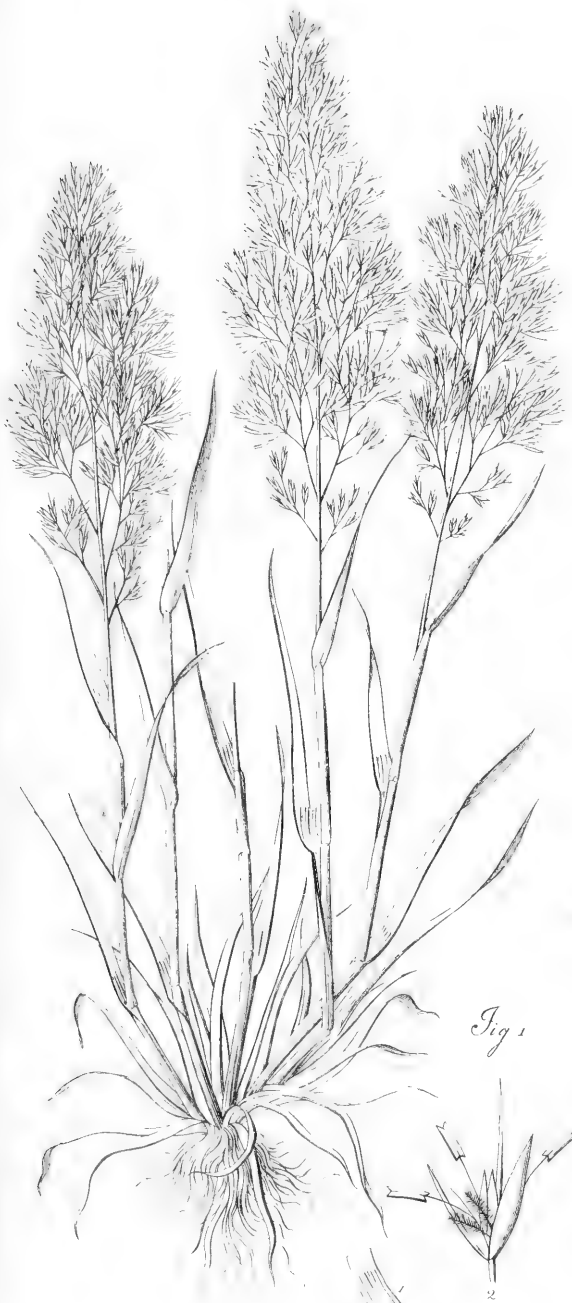


Fig. 1.



Fig. 2.

*Agrostis pallida.*

Carl. Linn. det.

*Polygogon maritimum*

Carl. Linn. det.







G. Lottieri det.

*Festuca dimorpha*

Prof. Ricciardi inc.





*Festuca rigida*  
 Guss. Lottieri det.

*Puccinia Leyoni* inc.



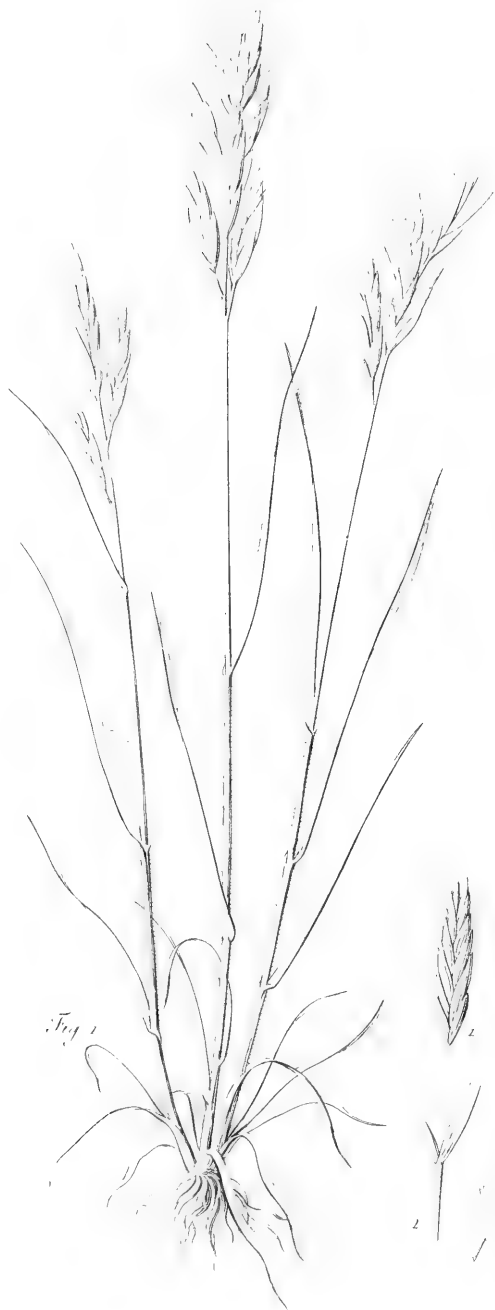


Fig. 1



Fig. 2

*Bromus lanceolatus.*

*Bromus fasciculatus*







*L. Lolium* var.

*Avena sativa*

*L. Lolium* var.





Fig 1

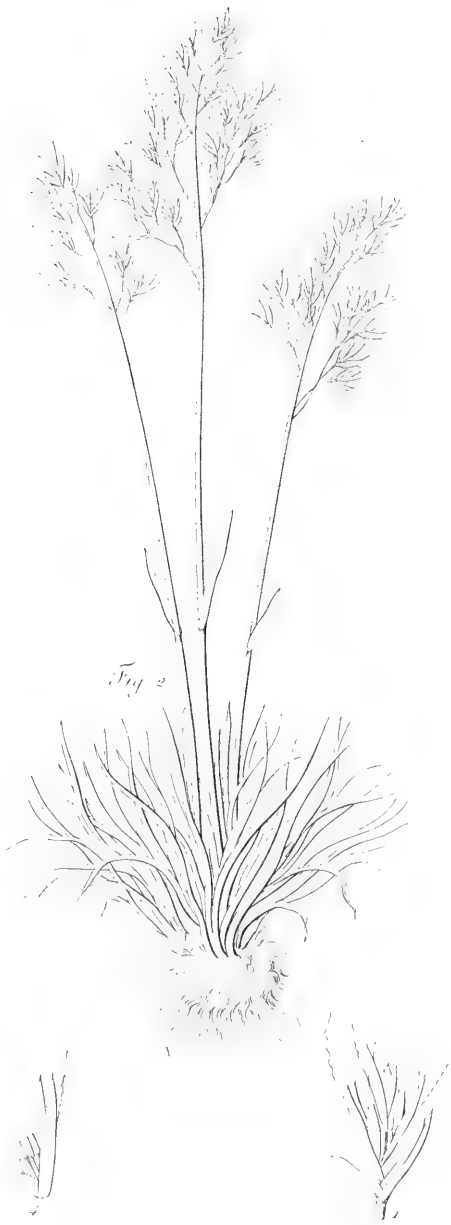


Fig 2




G. Willdenow des.

*Avena pabularia*

*Avena villosa*

C. C. Willdenow inc.







*Sp. pl. Linn. ed.*

*Hordeum secalinum*

*Fl. Linn. ed.*





Verbena pilosa

*Verbena pilosa*


Suppl. Bot. 111

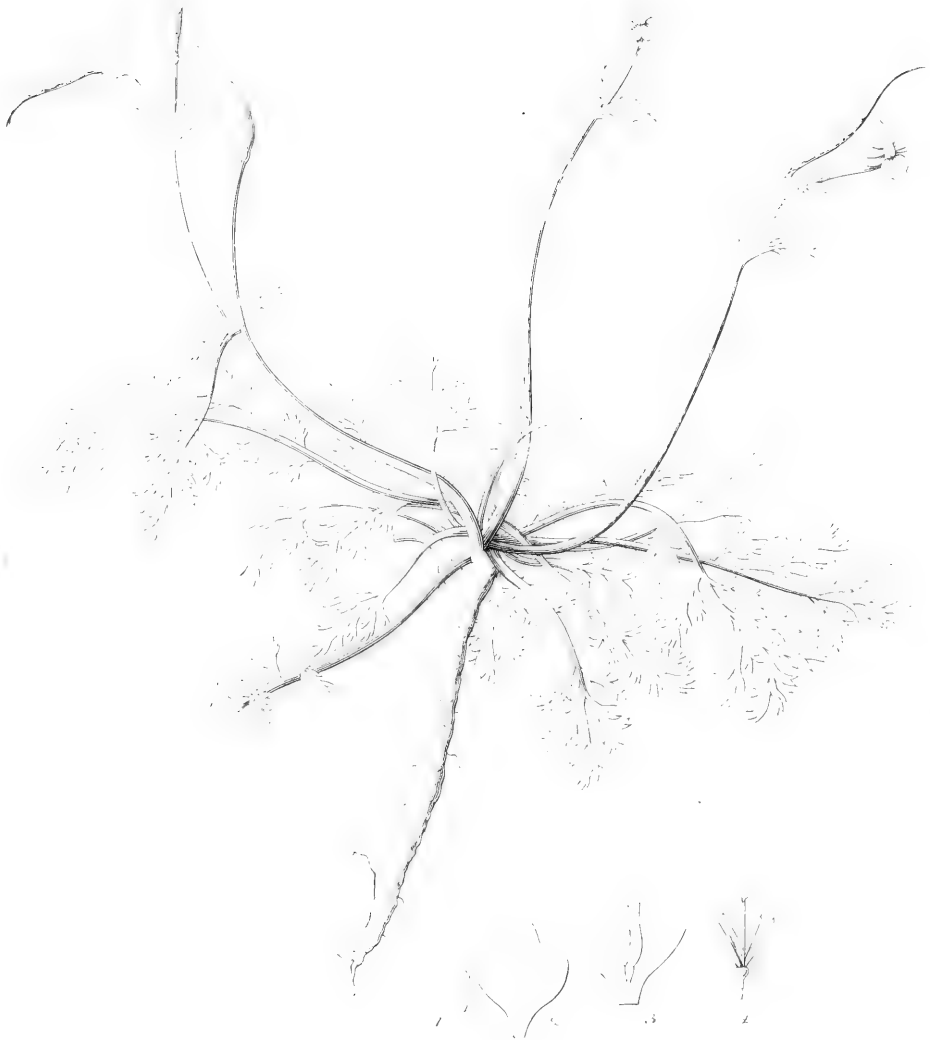






*Asperula neglecta.*      *Asperula nitens.*      *Plantago montana*  
 Ann. Lettoreo do      Carlo Bianchi in




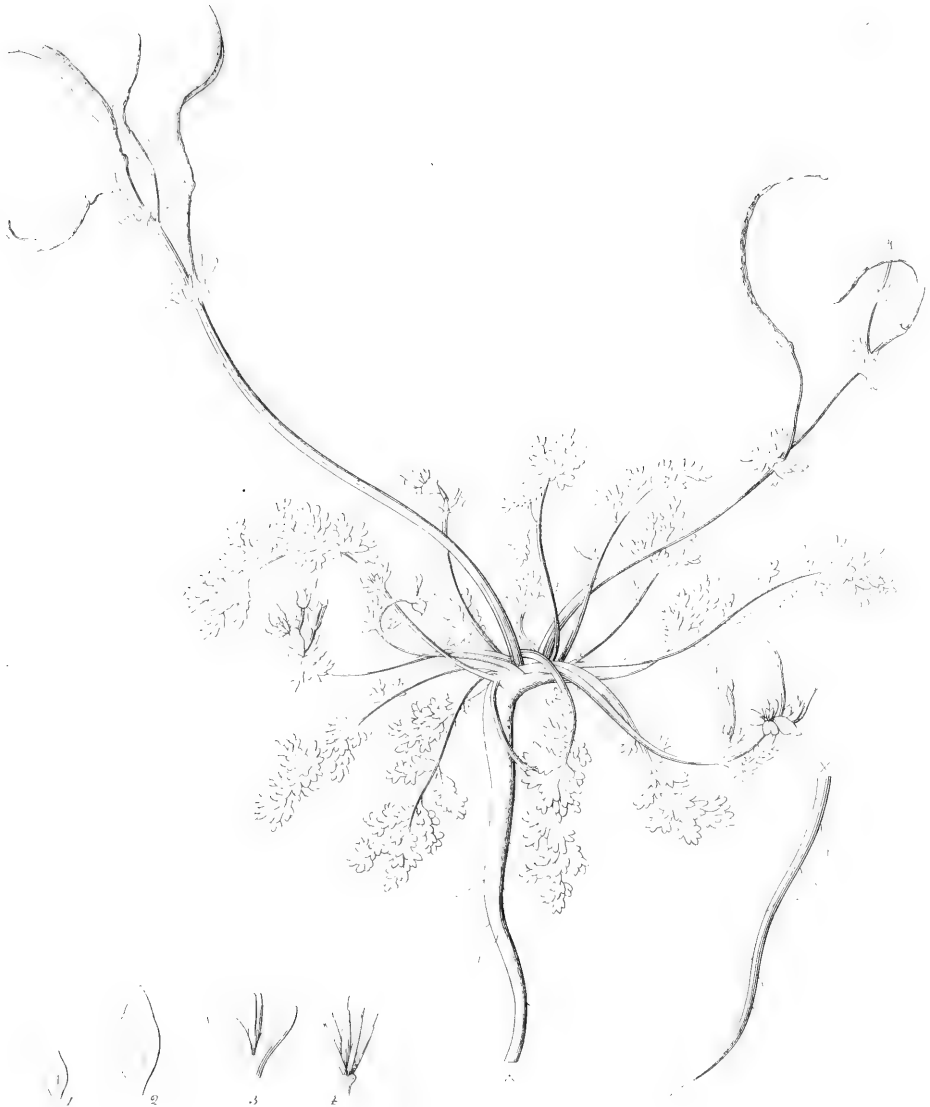


*Giuseppe Sottocori del.*

*Hypocoon procumbens*

*Carlo Bianchi inc.*






Pinx. Venturi del.

*Hypococcum glaucescens.*

Carlo. Bianchi inc.






Guss. Litteris da.

*Anchusa undulata*

Carlo Bianchi inv.








Just. Linn. bot.

*Echium arenarium*.

Carl. Linn. bot.






Giul. Lottieri del.

*Campanula nutabunda*

Carlo Caltaneo inc.







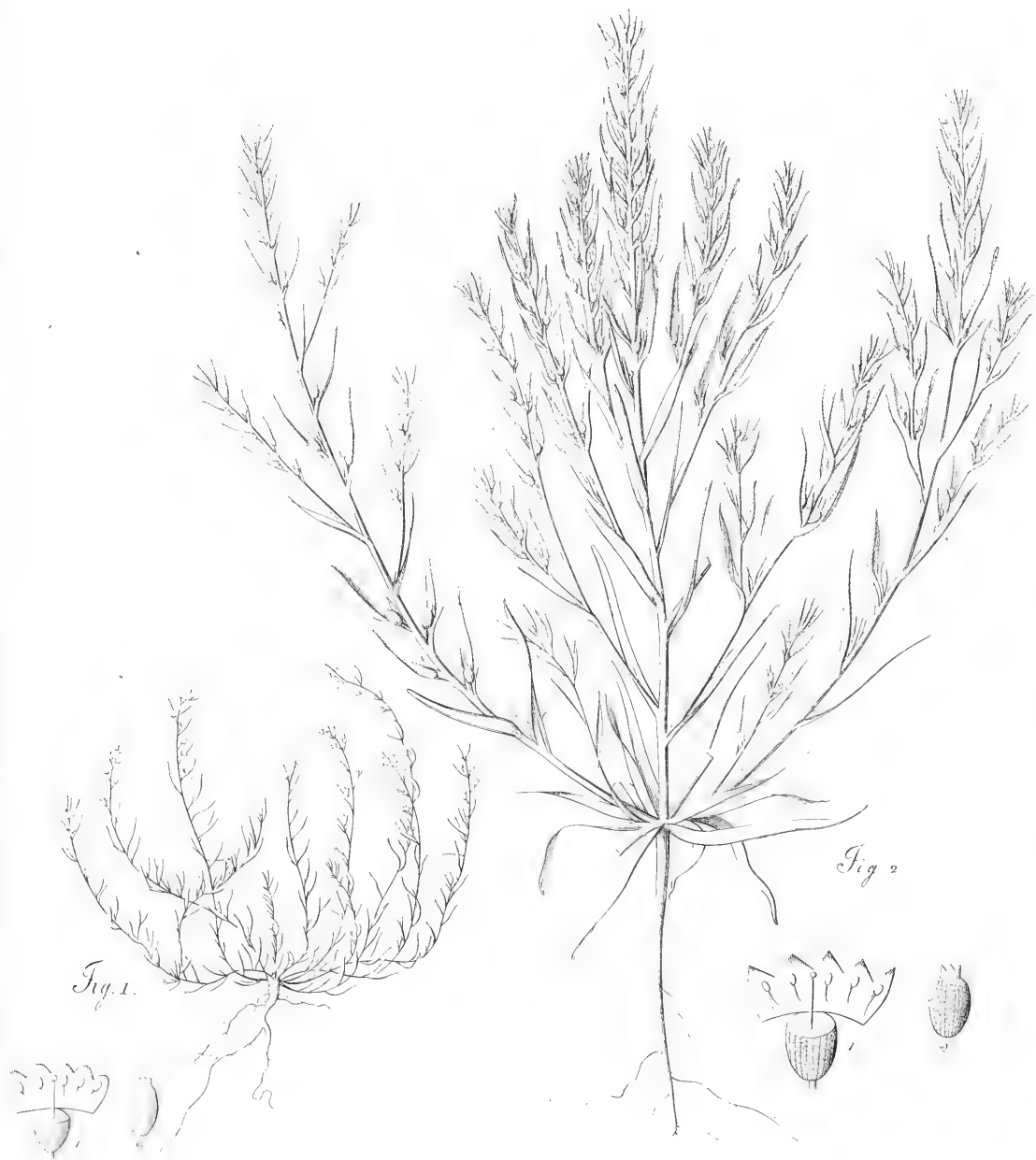


Fig. 1.

Fig. 2.

*Thesium intermedium.*      *Thesium humile.*      *Thesium humile.*      *Thesium humile.*







Gual. Lottieri del.

*Verbascum rimirale*

Carl. Cavanini.






*Wm. Pittier del.*

*Bupleurum odontites*


*Aug. Bröndel inv.*





*Bupleurum aristatum.* *Bupleurum glaucum* *St. Imperatorius*





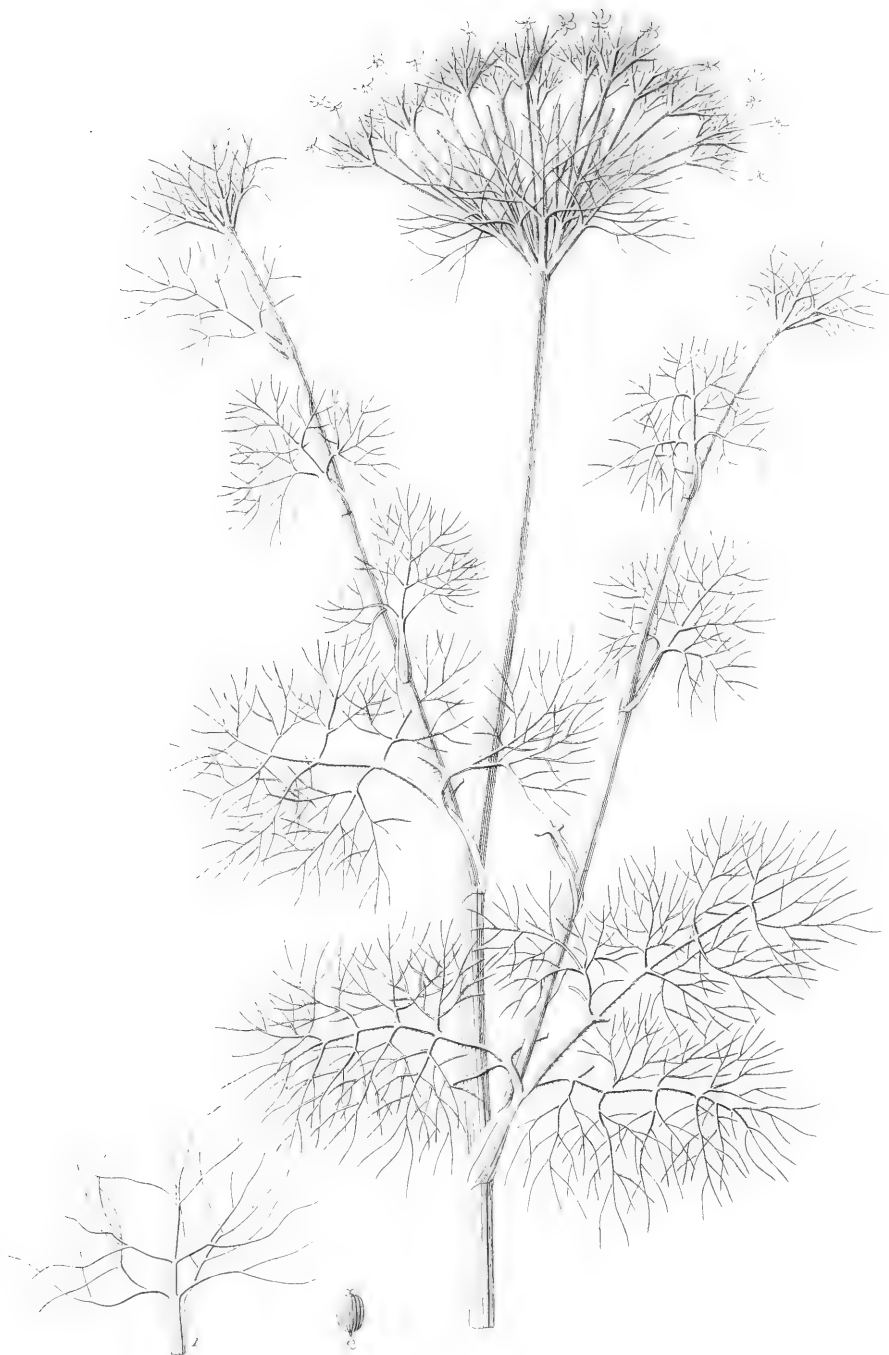
Günb. Lettner sc.

*Myrrhis cynapioides*

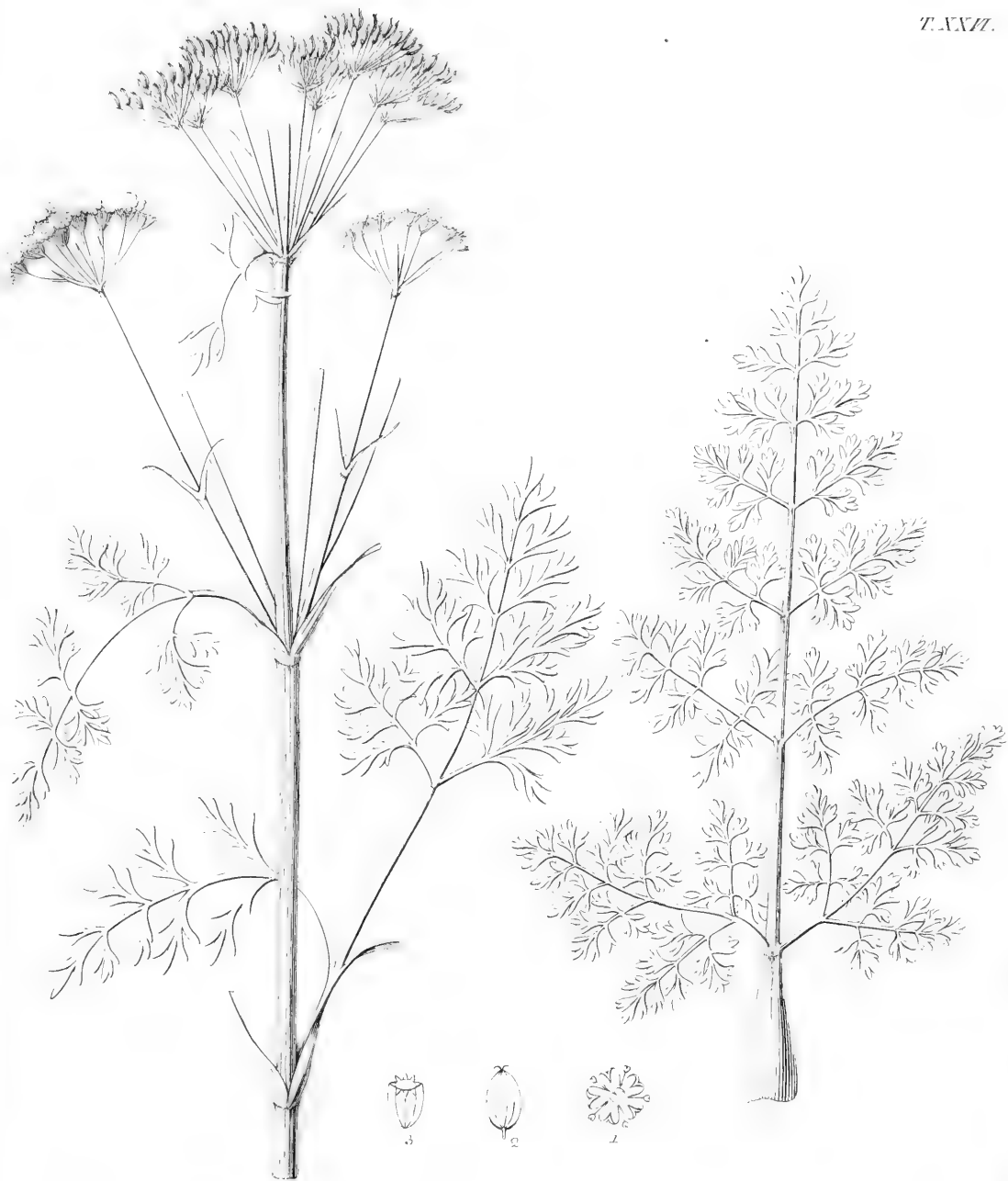
Carls. Böckl. in.











Giob. Lottieri del.

*Ligusticum canaliculatum*

Carlo Cattaneo inc.






G. Lottini del.

*Heracleum Corsini*

Carlo Bianchi inc.





*Umb. - Lillieri. det.*

*Rumex elongatus*

*Engelm. & Biondi. inv.*








W. L. L. L. L. L.

*Ranunculus uliginosus*

Carlo Biondi inv.





Guss. Lottieri det.

*Gypsophyla arvensis*

Carlo S. Grandi. inv.





Carl. Linn. det.

*Saponaria Calabrica*

Carlo Brondi inc.





Lin. Seltzeri det.

*Dianthus Velutinus*

Carlo & Bonaldi inv.





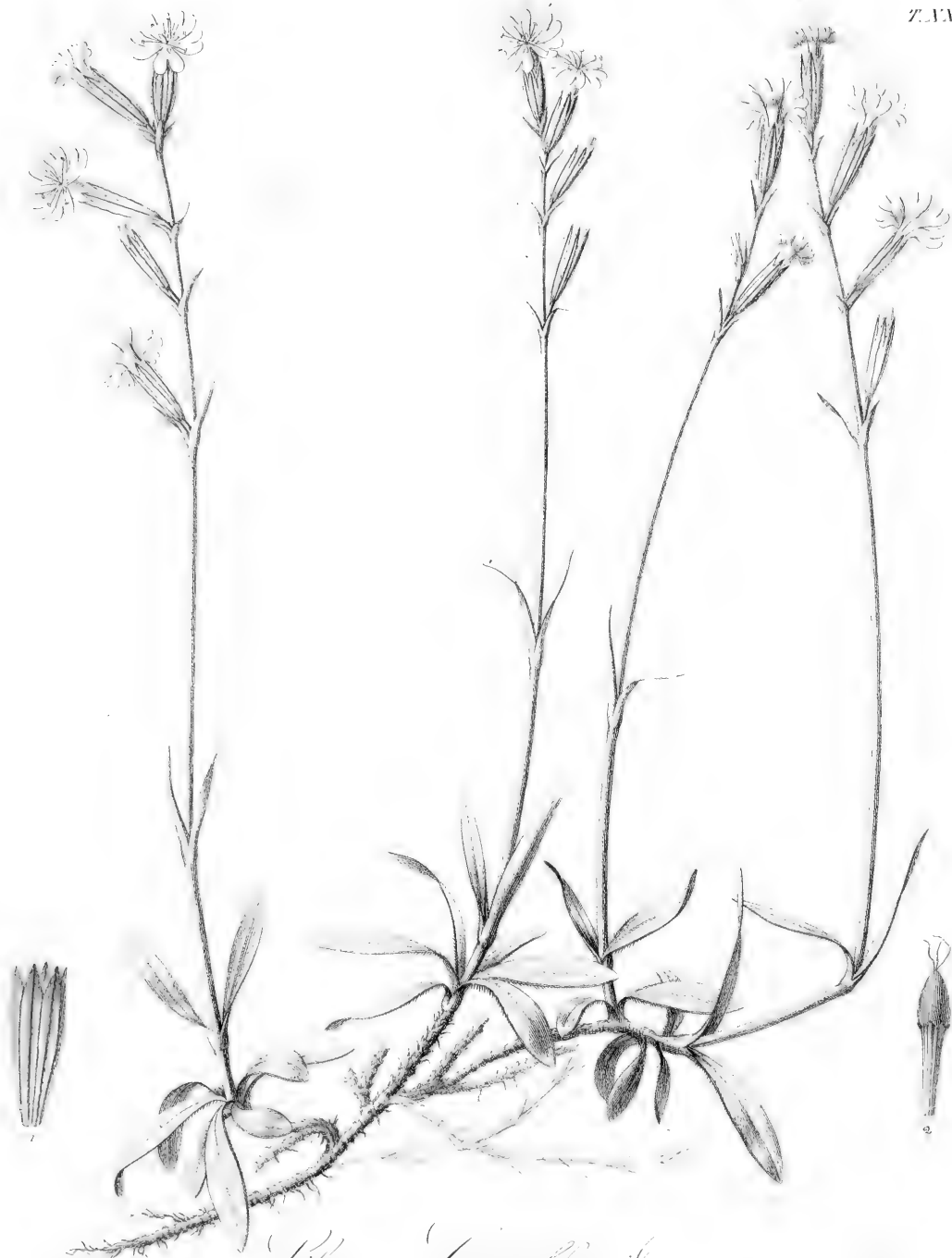


G. Lottieri del.

*Dianthus ciliatus*

A. Raf. Obiondi inc.






Giul. Lottieri del.

*Silene Graefferi*

Carlo Bicchi inc.





Guil. Lottieri del.

*Silene multicaulis*

N. Poda Curam inc.





*Graeb. Lethic. dec.*

*Silene tenuiflora*

*Fil. Imperato. inc.*








Fig. 1.

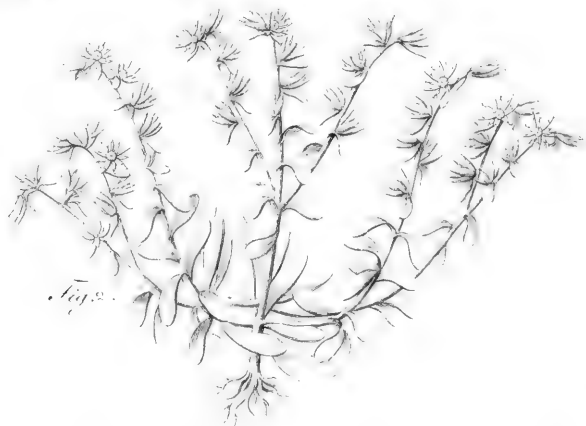
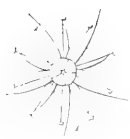
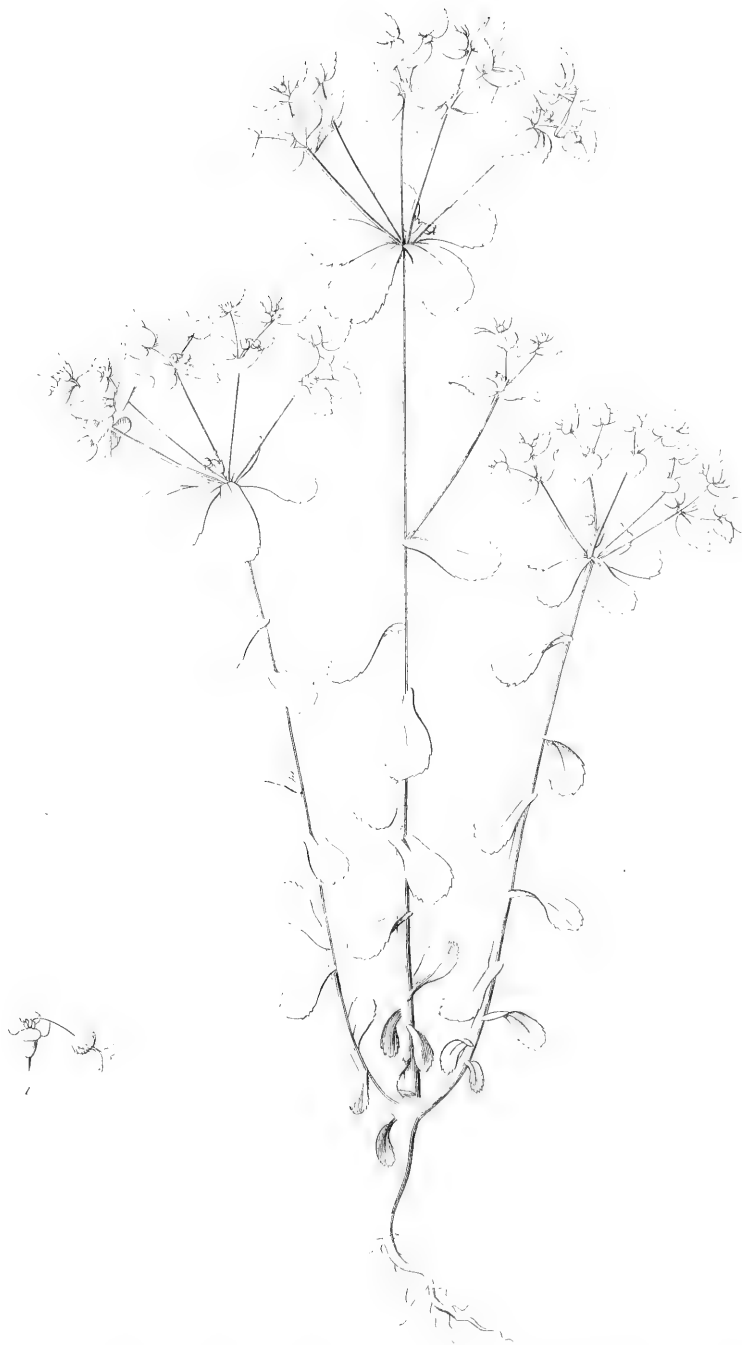


Fig. 2.

Fig. 1. *Mellaria saxifraga.*  
Gussone & Letteris del.

Fig. 2. *Sedum tiloreum*  
Carlo Bianchi inces.



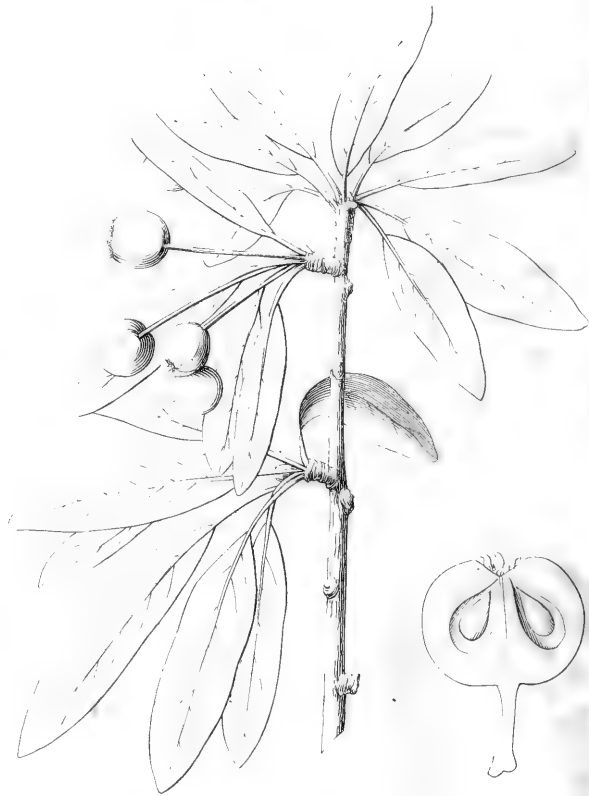


Guss. & Bertoni del.

*Euphorbia cuneifolia*

Chiffuel. & Girardi inc.





*Pin. Latic. da.*

*Pyrus cuneifolia*

*Rep. Bianchi inc.*






*Spica Lettorei des.*

*Spiraea flabellata*

*Engl. & Diard. inv.*








Gim. Lettieri del.

*Helleborus intermedius*

Carlo Biondi inc.






*Grand-Lettici* du.


*Statureja canescens.*

*Willd. Catalog. in.*
















Gius. Letteri del.

*Scrophularia chrysanthemifolia*

Paolo Bonaldi del.





I.




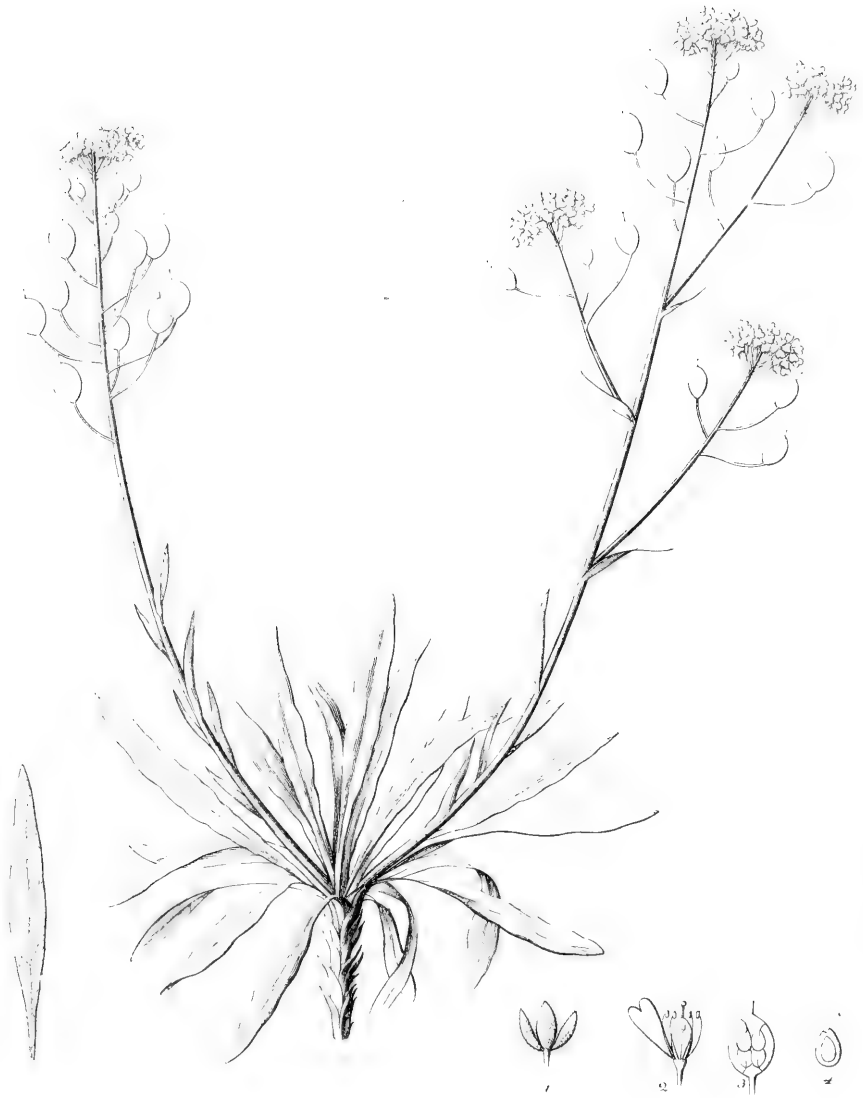
II.



III.

I. *Trisdalia Lepidium*. II. *Subrotia deltoidea*. III. *Subrotia Columnnae*  
*Guss. Linnæi dicta.* *Nicola Cuvier inc.*





*Gms. Peltieri det.*

*Hysain leucadeum*

*Carl. Dänke. inc.*






*Vicia ciliata* var.

*Lathyrus ciliatus*,

*Lathyrus ciliatus* var.








Gen. Lottini des.

*Hedysarum echinatum*

Carl. Olini in.







*Trifolium praetutianum*

Grav. Leticieri del.

Carlo Bianchi inc.









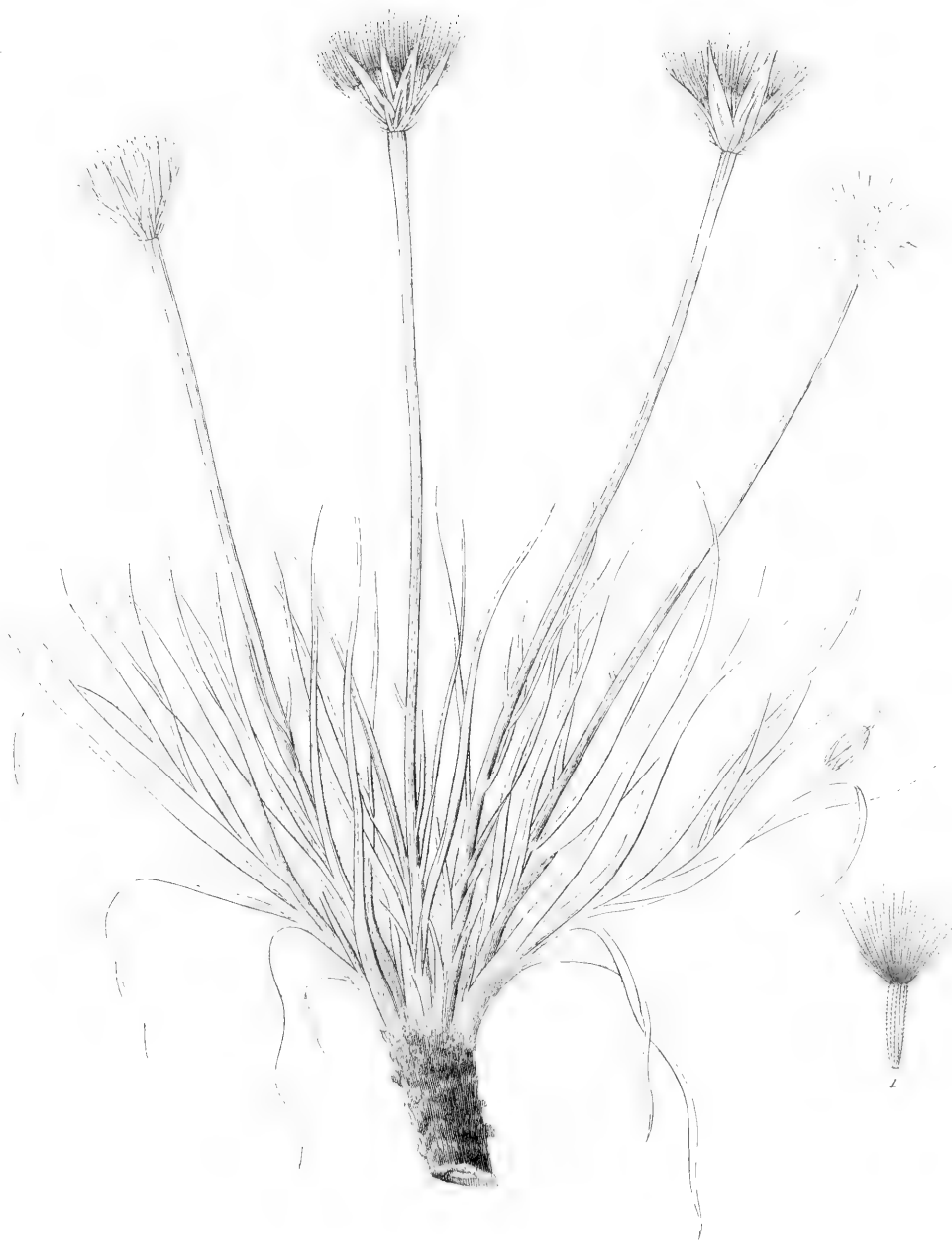
*Grav. Lottovistis.*

*Scorzonera trachysperma*


*Filip. Supercito inc.*











*Scorzenera Tenorii.*  
*Guss. L'Herminier.*

*Scorzenera rotangularis*  
*Willd. Imperato. inc.*





*Font. Calv. det.*

*Crepis glandulosa*

*Carlo Bianchi sculp.*





Gino Lottieri del.

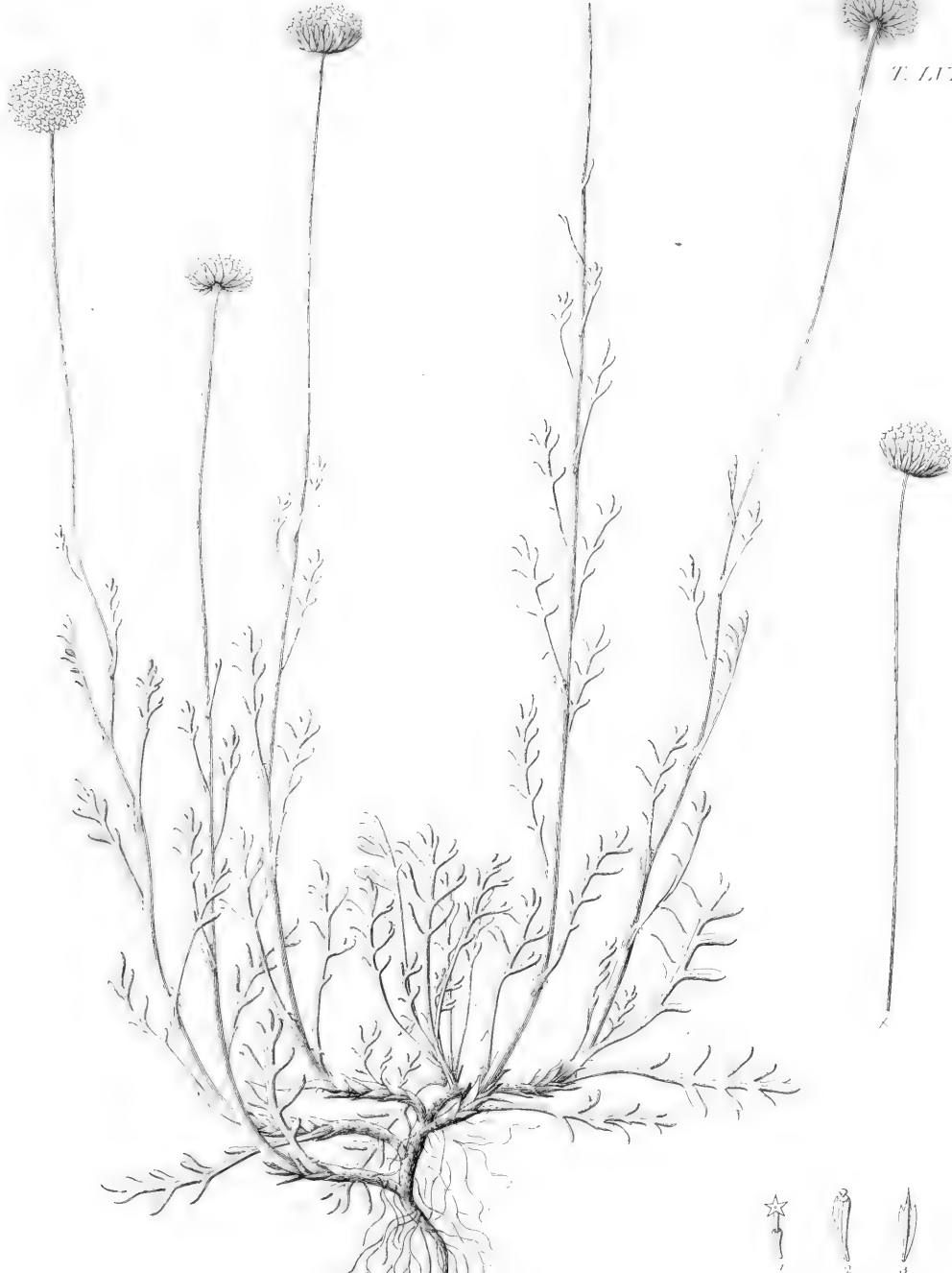
*Carduus affinis.*

Carlo Skiraldi inc.





T. LVIII

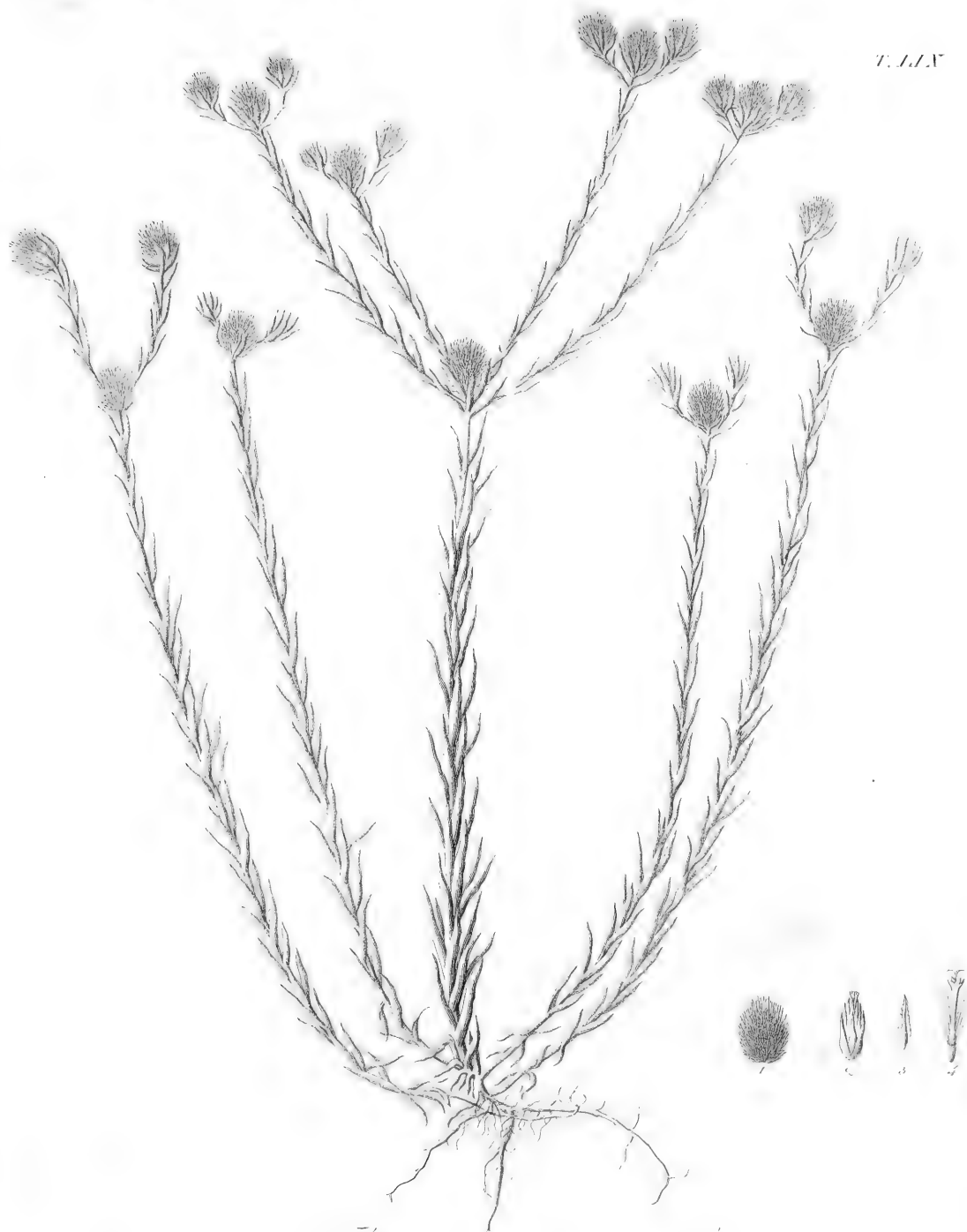


Guot. Coll. Alp.

*Santolina alpina*

C. von Biondi. inc.






*Querc. Cult. dno.*

*Vitago cruceocephala*

*Carlo Bianchi. inc.*





40000000

*Anthemis chia*

Carlo Bianchi inc.







Gen. Cat. du.

*Centaurea ambigua*


C. de Biondi. inc.








*Juniperus phoenicia* LOBELII. *Carlo Diondi inc.*  
*Gaet. Culi. del.*



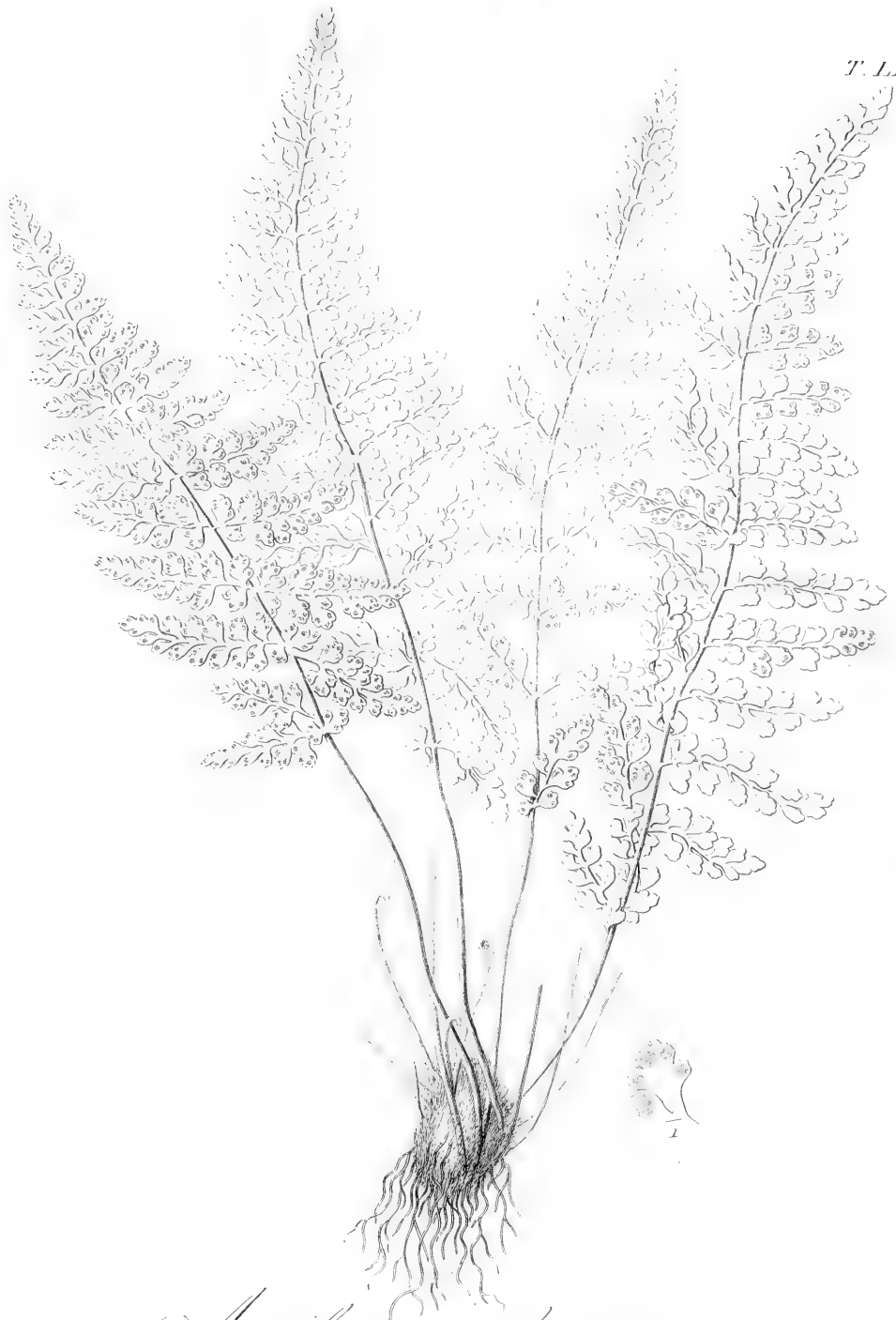


1862. Cali. div.

*Fraxinus rostrata*

Carl. Brant. inc.






*Spes. Cult. dia.*

*Asplenium ovatum*

*Carlo Dionisio*






*Asplenium angustifolium* Carl. Diederichs










Grot. Coll. bot.

*Mentha suaveolens*

Carlo Biondi inc.







OK 332 G85 v.2  
Gussone, Giovanni/Plantae rariorés qua- gen  
3 5185 00166 0636



