

8

1

NATIONAL ARCHIVES MICROFILM PUBLICATIONS

Microcopy No. 33

**POPULATION SCHEDULES OF THE
FOURTH CENSUS OF THE UNITED STATES**

1820

Roll 44

Maryland

Volume 5



**THE NATIONAL ARCHIVES
NATIONAL ARCHIVES AND RECORDS SERVICE
GENERAL SERVICES ADMINISTRATION**

Washington: 1959

INTRODUCTION¹

On the 142 rolls of this microcopy are reproduced the population schedules of the Fourth Census (1820) of the United States. The schedules for each State or Territory are bound in one or more volumes. Those for the States of Alabama and New Jersey and the Territories of Arkansas and Missouri were not transferred to the National Archives from the Bureau of the Census and appear to have been lost many years ago. The volumes, each of which has been microcopied on a separate roll, are arranged alphabetically by name of State, Territory, and the District of Columbia, and thereunder by volume number. They are distributed among the numbered rolls of this microcopy as follows:

<u>State or Territory</u>	<u>Roll Nos.</u>
Connecticut	1-3
Delaware	4
District	5
Georgia	6-10
Illinois	11-12
Indiana	13-15
Kentucky	16-29
Louisiana	30-32
Maine	33-39
Maryland	40-46
Massachusetts	47-55
Michigan	56
Mississippi	57-58
New Hampshire	59-61
New York	62-79
North Carolina	80-85
Ohio	86-95
Pennsylvania	96-114
Rhode Island	115-117
South Carolina	118-121
Tennessee	122-125
Vermont	126-128
Virginia	129-142

¹This introduction is repeated without change on each roll of the microcopy. On each roll there is also reproduced an introductory note containing a table of contents and information pertinent only to the schedules reproduced on that roll.

The information in the schedules is presented under the names of heads of families. A statistical distribution is given for members of each family by race (including a distinction between free and slave Negroes), sex, and age group. Alongside the name of each head of a family certain statistical information is recorded in the vertical columns running from left to right across a schedule. The first 11 columns record the age-group distribution of white males (under 10, 10-15, 16-18, 16-25, 26-44, and 45 and over) and of white females (under 10, 10-15, 16-25, 26-44, and 45 and over). The 12th column gives the number of foreigners not naturalized; the 13th, 14th, and 15th columns show occupational classification (agriculture, commerce, and manufactures). The 16th to 19th, 20th to 23d, 24th to 27th, and 28th to 31st columns furnish, respectively, the age-group distribution of male slaves, female slaves, free male Negroes and free female Negroes (under 14, 14-25, 26-44, and 45 and over). The 32d column, which is the last, is headed "All other persons except Indians not taxed." The only names, therefore, that appear in the schedules are of heads of families or of persons who were not enumerated within a family or household unit. Because printed forms were not generally used, all or part of the schedules of some localities carry less than the prescribed 32 columns. This apparently occurred in instances where no enumeration was made of persons belonging to groups ordinarily listed under these missing columns, or where the number of persons belonging to these groups was so small that they were listed numerically or by name at the end of the schedules of the locality in which they were enumerated.

Column headings generally do not appear on the schedules themselves but are found at frequent intervals in a volume, usually at the beginning or end of the schedules of a subdivision.

Recapitulations of totals appear at intervals throughout the schedules. These recapitulations were printed in summary form in the Census for 1820, Published by Authority of an Act of Congress, Under the Direction of the Secretary of State (Washington, 1821). This publication, a copy of which is in the National Archives, includes (1) totals of columnar statistical data carried in the schedules for the respective enumeration districts, (2) totals for each county, town, township, city, borough, and parish, and for some wards, (3) totals of columnar statistical data for the entire United States, including Territories, and (4) texts of documents relating to the taking of this census.

Occasionally affidavits attesting to the posting of the returns have been inscribed on or attached to the schedules, and these affidavits have been photographed as they occur in the volumes. Blank pages and occasional manufacturing schedules, inadvertently bound in the volumes, have not been photographed.

The original arrangement of a few of the schedules, which was disturbed when they were bound into volumes, has been largely restored on the microcopy.

Although more than one set of numbers often appears on the schedules, the system of numbering, whether stamped or written, followed in preparing a table of contents for any particular volume is generally that which (1) runs consecutively from beginning to end of the volume, and (2) appears to be consistent with the numbering in other volumes for the same State. Occasionally a schedule is unnumbered.

In the case of entries relating to a single family and appearing on two facing pages both pages have usually been photographed on the same frame of the microcopy. This applies likewise to entries running vertically across two facing pages. All of the schedules are so reproduced on the microfilm that they occupy a normal reading position although many of them were bound otherwise in the volumes.

These schedules are part of a body of records in the National Archives designated as Record Group 29, Records of the Bureau of the Census.

SCHEDULES FOR THE STATE OF MARYLAND

The 7 volumes of schedules for the 19 Maryland counties in 1820 are reproduced on Rolls 40-46 of this microcopy. The schedules for the various counties and for Baltimore City are distributed among the rolls as follows:

Allegany	40	Harford	44
Anne Arundel	41	Kent	44
Baltimore	41	Montgomery	44
Baltimore City	42	Prince Georges	44
Calvert	40	Queen Annes	45
Caroline	40	St. Marys	45
Cecil	40	Somerset	45
Charles	40	Talbot	46
Dorchester	43	Washington	46
Frederick	43	Worcester	46

NOTES ON ROLL 44

Reproduced on this roll is the fifth Maryland volume, which has the following backstrip title: "Fourth / Census / 1820 / Population / 5 / Md. / Harford / Kent / Montgomery / Prince Georges." The volume contains schedules for the counties named.

The table of contents below shows the page where the schedules begin for each county and other subdivision. Recapitulations are at the end of the schedules for each election district. For Harford County, entries for free persons of color are at the end of the schedules for each subdivision. For Prince Georges County, entries for the towns in the election districts are so scattered in the schedules that only the page on which the first entry appears has been indicated. Some of the pages for Montgomery County schedules have been disarranged in the process of rebinding, and the page totals are not necessarily those for the pages as they are now bound. Pages 137, 137A, and 139 apparently contain entries for the first election district, part of which are also bound in later in the volume (beginning on page 171), but page 138 belongs to the second district. Entries for the fourth election district of that county are in rough alphabetical order by initial letter of surname. The heading on page 147A indicates that the schedules following are for the third election district; but this does not correspond with the recapitulation on page 168A, which shows them as the fourth district.

References in the table of contents are to numbers stamped usually on alternate pages of the schedules. Where a schedule begins on a page that does not have a stamped number, a penciled "A" number (147A, for example) has been used for identification on that page and in the contents.

Harford County		4
First election district	4	
Second election district	18	
Third election district	37	
Fourth election district	55	
Fifth election district	70	
Kent County		85

First election district	85	
Second election district	100	
Chestertown	100	
Third election district	114	
Head of Chester	114	
Montgomery County		129
Second (Medley's) election district	129	
First election district	137	
Goshen	171	
Fourth election district	147A	
Third election district	158A	
Prince Georges County		180A
First election district	180A	
Vansville	180A	
Second election district	191A	
Bladensburg	191A	
Third election district	201	
Queen Anne	206	
Fourth election district	211	
Nottingham	219	
Fifth election district	221A	
Piscataway	222	
Sixth election district	235	

The volume ends with page 242.

20

1820

Census, or enumeration
the 1st Election
in Hartford
1820

1820

4 20 P. 410

The number of Persons within my Division, consisting of 10 Counties, appears in a Schedule hereto annexed, subscribed by me, this first day of December in the year one thousand eight hundred and twenty.

Assistant to the Marshal of Maryland

Schedule of the whole number of Persons within the Division allotted to John W. Thomas

Name of the County, Parish, Township, Town or City, where the Family resides.	Names of Heads of Families.	Free White Males.						Free White Females.					Slaves.	Free Colored Persons.												
		Free white males under ten years.	Free white males of ten and under sixteen.	Free white males between sixteen and eighteen.	Free white males of sixteen and under twenty, including heads of families.	Free white males of twenty and under forty five, including heads of families.	Free white males of forty five and upwards, including heads of families.	Free white females under ten years of age.	Free white females of ten and under sixteen.	Free white females of sixteen and under twenty, including heads of families.	Free white females of twenty and under forty five, including heads of families.	Free white females of forty five and upwards, including heads of families.		Males under fourteen.	Males of sixteen and under twenty-six.	Males of twenty-six and under forty-five.	Males of forty-five and upwards.	Females of (under) fourteen.	Females of fourteen and under twenty-six.	Females of twenty-six and under forty-five.	Females of forty-five and upwards.	Males under fourteen years.	Males of fourteen and under twenty-six.	Males of twenty-six and under forty-five.	Males of forty-five and upwards.	Females under fourteen years.

County	John Griffen	Sarah Harpman	William Biddings	Thomas Jones	William Howard	William Hunter	Robert J. Hitchcock	John McComas	Benj. Sunderland	John Johnson	John Wilson	Lloyd Cunningham	David Mansley	John Norris	James W. Clauet	James Lockman	William Hunter
Harford County	1	2	1	1	1	1	1	2	2	1	1	1	1	1	2	2	2
Montgomery County	4	1	2	2	1	1	1	1	1	1	1	1	1	1	1	1	1

County	John Norris Jr	James Poca	Thomas W. Bond	John Montis	Mordecai Daines	Archibald Holland	Elizabeth McComas	Benjamin Carroll	Richard G. Hollis	John Wilson	Benedict Rice	Elizabeth Tucker	William Thomas	Elizabeth Raphael	Henry Martin	William Presbury	Garret Hill
Harford County	1	2	1	2	1	1	1	1	1	2	2	1	1	1	1	1	1
Montgomery County	1	1	1	1	1	1	1	1	1	1	1	1	1	1	1	1	1

County and Total: 24 15 5 21 23 19 34 18 21 15 15 5 7 18 12 2 6 13 12 8 5

[No. 1]

The number of Persons within my Division, consisting of *the whole number of Persons* appears in a Schedule hereto annexed, subscribed by me, this *first* day of *December* in the year one thousand eight hundred and twenty.

Assistant to the Marshal of *Maryland*

Schedule of the whole number of Persons within the Division allotted to *John W. Conover*

Name of the County, Parish, Township, Town or City, where the	Names of Heads of Families	Free White Males					Free White Females					Total	Slaves					Free Colored Persons						
		Under ten years	Ten and under sixteen	Persons sixteen and upwards	Male of sixteen and under twenty	Female of sixteen and under twenty	Male under ten years of age	Male of ten and under sixteen	Male of sixteen and under twenty	Male of twenty and under forty	Male of forty five and upwards		Female under ten years of age	Female of ten and under sixteen	Female of sixteen and under twenty	Female of twenty and under forty	Female of forty five and upwards	Male	Female	Male	Female			
<i>Carried over</i>		80	59	18	45	45	41	60	30	36	40	30	1	49	5	16	48	22	10	7	35	28	12	12
	George Swarts						1					1												
	John Mason						1					1												
	John - Rouse	2	1	1	1	1	1	3	1	1	1					2			1		1		1	
	John Standford	2					1				2													
	Joseph Merriell	1					1				1													
	Benj ⁿ Duwall	1					1		2	1	1													
	Richard Wood	2					1		2		4													
	James W. Conkey		1		3		1		1	3	1	1												
	David Standford				2		1																	
	William Standford				1	1		3		1	1													
	John Garrett	2					1			1														
	Enos Jemerson	1					1	2	1	1														
	Daniel Cunningham	3					1										1	1	1					
	John Paul	1	1	1	2	2				1	1					2								
	Benj ⁿ Pitcock				1	3		1	1	1						2								
	Abraham Hooper		1	2		1		1	1		1					1								
	Francis Delmas	2				1		2	2		1					1		1	1	1				
	William Magness	2	1	2	2	1		1	1		1					2								
	Richard Jones	1				1					1					1								
	Isaac Taylor					1	1	2	1							1	1	3	1					
	Philip Rodenheiser				1	1				2	1					1								
	John Roberts		1				1	3			1					1			1					
	Mathew Bickhead	2					1									2	2			2	3		2	
	Elizabeth Smith	1	1													1	1			1	1			
	James L. Preston	1			2		1	1	1		2	1				1	2	1		2	2			
	James McKeithell				2											2	2	2	2		1	1		
	James Bennett					1		1																
	Edward York		1			2		1	1		1													
	Michael Dehuler	1	1				1	2	2		1													
	Thomas Downey	3	1				1				1									1	1			
	John Dwyer	1					1				1													
	John R. Howard	1	1		1		1	1	1		1													
	William Thekoe	1				1	2	1	1	1	1	1				3				4	2	1		
	Elizabeth Montk																							
	Joseph Gafford		1			1	1	1	1	1										2	1			
	William G. Bone	1			3		2	1	1		1	1				2				1	1			
	Goldsmith Day	1				1		3			1					2				2				
	Ebenezer A. Allen				1											3				1				
	Joseph Strong	1	1	2			1			1		1				2	1				1			
	<i>Carried over</i>	90	53	24	74	55	51	102	57	60	62	50	1	81	5	23	00	37	17	18	33	38	13	14

449

[No. 1]

The number of Persons within my Division, consisting of *the whole number of Persons* appears in a Schedule hereto annexed, subscribed by me, this *fast* day of *December* in the year one thousand eight hundred and twenty.

Assistant to the Marshal of *Maryland*

Schedule of the whole number of Persons within the Division allotted to *Seam & M. County*

Name of the County, Parish, Township, Town or City, where the Person resides.	Name & Heads of Families.	Free White Males											Free White Females											Slaves		Free Colored Persons					
		Males					Females						Males					Females						Males		Females					
		Under ten years	Ten and under sixteen	Between sixteen and eighteen	Between sixteen and twenty six	Between twenty six and forty	Between ten years of age	Between ten and under sixteen	Between sixteen and under twenty six	Between twenty six and under forty	Between forty and upwards in heads of families	Between forty five and upwards in heads of families	Between fifty and upwards in heads of families	Between sixty and upwards in heads of families	Between seventy and upwards in heads of families	Between eighty and upwards in heads of families	Between ninety and upwards in heads of families	Between one hundred and upwards in heads of families	Between one hundred and upwards in heads of families	Between one hundred and upwards in heads of families	Between one hundred and upwards in heads of families	Between one hundred and upwards in heads of families	Between one hundred and upwards in heads of families	Between one hundred and upwards in heads of families	Between one hundred and upwards in heads of families	Between one hundred and upwards in heads of families	Between one hundred and upwards in heads of families	Between one hundred and upwards in heads of families	Between one hundred and upwards in heads of families		
<i>Carried over</i>		90	55	29	74	55	102	57	10	52	50	1	81	5	25	66	37	15	15	53	38	18	111								
<i>448</i>	Lynthea Gray	1																													
	John Wallers		1										1																		
	Samuel Rickells		1	1	1	1					2	1																			
	Aquila Hall																														
	William Patterson		2								3	2	1	1																	
	Richard Shikell										1	1	1																		
	Leffo Warkham										1	1	1																		
	Spencer Logo		2									2	1																		
	Isaac Messer		1									1	1	1																	
	Samuel Taylor		3	1								1	2																		
	Samuel Hulson											1	2	2																	
	Samuel Parker											1	1	1																	
	Abraham Burr												1																		
	William Diney											1	2	1																	
	Chariton Matham		1	1									2	1																	
	Henry Doney		1	1									1																		
<i>274</i>	Nathaniel Thomas																														
	Daniel Gidea												1	2	2																
	Aquila Thomas		2	1									1	1																	
	John Morison												1	1	1																
	Ann Scott																														
	<i>Carried over</i>																														
<i>34</i>	<i>Carried over</i>		127	87	31	96	85	77	138	82	97	87	64	1	106	5	33	97	55	29	22	78	33	30	18	1					

The number of Persons within my Division, consisting of ¹ *Stanton* ^{County}, appears in a Schedule hereto annexed, subscribed by me, this *first* of *December* in the year one thousand eight hundred and twenty.

Assistant to the Marshal of *Maryland*

Schedule of the whole number of Persons within the Division allotted to *John W. McConico*

Name of the County, Parish, Township, Town or City where the Heads of Families.	Free White Males.										Free White Females.										Slaves.					Free Colored Persons.				
	Under ten years.	Between ten and sixteen years.	Between sixteen and twenty years.	Twenty and under twenty years.	Twenty years and upwards.	Total heads of families.	Under ten years of age.	Between ten and sixteen years.	Between sixteen and twenty years.	Twenty years and upwards.	Total heads of families.	Under ten years of age.	Between ten and sixteen years.	Between sixteen and twenty years.	Twenty years and upwards.	Total heads of families.	Males.	Females.	Total.	Males.	Females.	Total.	Males.	Females.	Total.					

James Reed	1						3				2	1														
Sarah Day	1						2				1						7									
Ellen Wallers																				1						
William Allen				2	1	3					2	1					1	2		1	1					
John Melly	2			1							1	1														
John Duncan		2	1	2	1	1	1	1	1	1	1	1								2						
James McGaw	2	2	4		2	1	1	1	1	1							1	2	1	1		4	2			
John McGaw	1	2		1			1	1	1	1																
Daniel Weeks				1	1	2		2		1																
William Miller	1			1																						

166 88 42 128 127 99 179 122 134 117 81 2 132 8 42 132 79 42 29 100 71 39 24 1

Recapitulation immediately after the Free coloured persons

Agnes Delila																													
Bay																													
Copandis																					1				2				
Maek Stolon																						3			1	1			
Diak Mece																						2							
Prina																													
Tower																													
Harry Bonn																													
Trustin Snowden																													
Moses																													
Harry Philips																													
Andrew Reed																													
Jacob																													
Biddy Moore																													
Tom Butler																													
Charlotte																													
Ruberta																													
Frank Sly																						2	2		1	1	1		
Hannah Miles																							2	1	1	1			
Abraham Cotton																							1						
Carried over																													
																							11	5	6	8	12	9	7

The number of Persons within my Division, consisting of 1 Election district, appears in a Schedule hereto annexed, subscribed by me, this first day of December in the year one thousand eight hundred and twenty.

Assistant to the Marshal of Maryland

267

3

Schedule of the whole number of Persons within the Division allotted to John W. Adams

Name of the County, Parish, Township, Town or City, where the	Name of Heads of Families.	Free White Males.							Free White Females.							Slaves.														Free Colored Persons.													
		Males.		Females.					Males.		Females.					Males.							Females.							Males.			Females.										
		under ten years.	between ten and under sixteen.	between sixteen and under twenty.	between twenty and under twenty-five.	between twenty-five and under thirty.	between thirty and under forty.	between forty and upwards.	under ten years of age.	between ten and under sixteen.	between sixteen and under twenty.	between twenty and under twenty-five.	between twenty-five and under thirty.	between thirty and under forty.	between forty and upwards.	between ten and under sixteen.	between sixteen and under twenty.	between twenty and under twenty-five.	between twenty-five and under thirty.	between thirty and under forty.	between forty and upwards.	between ten and under sixteen.	between sixteen and under twenty.	between twenty and under twenty-five.	between twenty-five and under thirty.	between thirty and under forty.	between forty and upwards.	between ten and under sixteen.	between sixteen and under twenty.	between twenty and under twenty-five.	between twenty-five and under thirty.	between thirty and under forty.	between forty and upwards.	between ten and under sixteen.	between sixteen and under twenty.	between twenty and under twenty-five.	between twenty-five and under thirty.	between thirty and under forty.	between forty and upwards.	between ten and under sixteen.	between sixteen and under twenty.	between twenty and under twenty-five.	between twenty-five and under thirty.

- John Webster
- Sam Wilson
- Jacph
- Jacob
- Pico
- Lewis
- Taney
- Pico
- Moses White
- Jasper White
- Red Barnes
- Red Scott
- Red Chestnut

31

36 20 16 29 45 16 17 20

35

45 25 20 34 53 21 19 23

In Recapitulation see next page

283

The number of Persons within my Division, consisting of *10,000* appears in a Schedule hereto annexed, subscribed by me, this *first* day of *December* in the year one thousand eight hundred and twenty.

Assistant to the Marshal of Maryland

Schedule of the whole number of Persons within the Division allotted to *John W. Conas*

Name of the County, Parish, Township, City, where the	Names of Heads of Families.	Free White Males.				Free White Females.				Slaves.		Free Colored Persons.			
		Males.		Females.		Males.		Females.		Males.		Females.			
		under ten years.	from ten and under sixteen.	from sixteen and upwards.	of sixteen and upwards.	under ten years of age.	from ten and under sixteen.	from sixteen and upwards.	of sixteen and upwards.	under ten years.	from ten and under sixteen.	from sixteen and upwards.	of sixteen and upwards.	under ten years.	from ten and under sixteen.

Accumulation &


Free white Males	under 10 years	166	
<i>Ditto</i>	of 10 and under 15	88	
<i>Ditto</i>	16 to 25	128	
<i>Ditto</i>	26 to 45	127	
<i>Ditto</i>	45 and upwards	99	608
Free white Females	under 10 years	179	
<i>Ditto</i>	of 10 and under 15	102	
<i>Ditto</i>	16 to 25	134	
<i>Ditto</i>	26 to 45	117	
<i>Ditto</i>	45 and upwards	81	013
Foreigners not naturalized		2	
Persons engaged in Agriculture		132	
<i>Ditto</i> in Commerce		8	
<i>Ditto</i> in Manufactures		42	
Male Slaves	under 14 years	132	
<i>Ditto</i> of 14 and under 25		79	
<i>Ditto</i> 26 to 45		42	
<i>Ditto</i> 45 and upwards		29	779
Female <i>Ditto</i>	under 14 years	100	
<i>Ditto</i> of 14 and under 25		74	

<i>Ditto</i> 45 and upwards		34	237
Free coloured Males	under 14 years	45	
<i>Ditto</i> of 14 and under 25		25	
<i>Ditto</i> 26 to 45		20	
<i>Ditto</i> 45 and upwards		34	124
Free coloured Females	under 14 years	39	
<i>Ditto</i> of 14 and under 25		21	
<i>Ditto</i> 26 to 45		19	
<i>Ditto</i> 45 and upwards		23	116
Free coloured persons engaged in Agriculture		35	
<i>Ditto</i> in Manufactures		1	
<i>Ditto</i> total			1970

We hereby certify that a correct copy of the above schedule signed by the said John W. Conas has been set up and remained at one of the most public places under the direction of the inspection of all concerned.

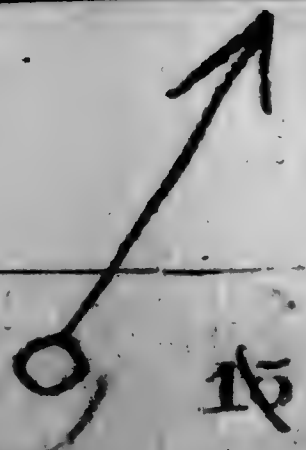
Christina Cunningham
St. Charles
 January 1, 1821.

Wm
G
Wm
Wm
Wm
Wm



HARFORD COUNTY

Census or enumeration
of the 2nd Election District
in Harford County, Md.
1820.



The number of Persons within my Division, consisting of *20* appears in a Schedule hereto annexed, subscribed by me, this *first* day of *December* in the year one thousand eight hundred and twenty.

Assistant to the Marshal of *Virginia*

Schedule of the whole number of Persons within the Division allotted to *John W. Warner*

Name of the County, Parish, Township, Town or City, where the Family resides.	Name of Heads of Families.	Free White Males.										Free White Females.					Slaves.										Free Colored Persons.				
		Males.					Females.					Males.					Females.					Males.					Females.				
		Free white males under ten years	Free white males of ten and under sixteen	Free white males between sixteen and eighteen	Free white males of sixteen and under twenty and including heads of families	Free white males of twenty and under forty five including heads of families	Free white males of forty five and upwards including heads of families	Free white females under ten years of age	Free white females of ten and under sixteen	Free white females of sixteen and under twenty including heads of families	Free white females of twenty and under forty five including heads of families	Free white females of forty five and upwards including heads of families	Free white males under ten years of age	Free white females of ten and under sixteen	Free white males of sixteen and under twenty including heads of families	Free white females of twenty and under forty five including heads of families	Free white females of forty five and upwards including heads of families	Slaves under fourteen years	Males of fourteen and under twenty six	Males of twenty six and under forty five	Males of forty five and upwards	Females of under fourteen	Females of fourteen and under twenty six	Females of twenty six and under forty five	Females of forty five and upwards	Males under fourteen years	Males of fourteen and under twenty six	Males of twenty six and under forty five	Males of forty five and upwards	Females under fourteen years	Females of fourteen and under twenty six
<i>Section</i>		to 10	to 16	16 to 20	20 to 45	45, 80	to 10	to 16	to 20	to 45	to 80	to 10	to 16	to 20	to 45	to 80	to 14	to 20	to 45	to 14	to 20	to 45	to 14	to 20	to 45	to 14	to 20	to 45	to 14	to 20	to 45
<i>County</i>																															
<i>Section</i>	<i>Charles Gilbert</i>	1	1	2			2		1	2							1	2	3												
<i>District</i>	<i>George Michael</i>			1			1		1	1								1	1	1											
<i>in</i>	<i>William W. Warner</i>			1			1		1	1								1	1	1											
<i>Hayford</i>	<i>Seth P. Norris</i>			2			1		1	1							2	1	2	2											
<i>County</i>	<i>Haines Goldsborough</i>				1				1	1							1	1	1												
	<i>Rezin Howles</i>			1			1		1	1								1	1	1											
	<i>George W. Courtney</i>	2		1			1	2	1	1								1	1	1											
	<i>Michael Gilbert</i>	1			1		1	1	1	1								1	1	1											
	<i>Jacob Gilbert</i>	1		1			1	1	1	1								1	1	1											
<i>290</i>	<i>George Bartlett</i>	1		1			1	1	1	1							3	1	1	1											
	<i>John Murphy</i>	1	1	1			1	1	1	1								1	1	1											
	<i>James Gilbert</i>			1			1	1	1	1								1	1	1											
	<i>George Henderson</i>				1	2	1	2	1	1							2	3	2	2	3	1									
	<i>Thomas Brown</i>	2			3	2	2	2	2	2							3	2	2	2	3	2									
	<i>Richard Lappington</i>	1	1	1			1	1	1	1								1	1	1											
	<i>Meliam Chesnut</i>	1		1	1	1	1	1	1	1								1	1	1											
	<i>John Donahoo</i>			2	2		1	1	1	1								2	2	2											
	<i>Miriam Tidford</i>	1	1	1			1	1	1	2							3	3	2	2	1	1									
	<i>Thomas Courtney</i>	1	1		1	1	1	1	1	1							1	2	2	2	3	2									
<i>Carried over</i>		14	5	4	7	20	9	12	9	12	8	12	13	3	4	22	13	14	2	27	19	8	5								

The number of Persons within my Division, consisting of *2,800* appears in a Schedule hereto annexed, subscribed by me, this *first* day of *December* in the year one thousand eight hundred and twenty.

Assistant to the Marshal of *Maryland*

Schedule of the whole number of Persons within the Division allotted to *John W. Williams*

Name of the County, Parish, Township, Town or City, where the Family resides.	Name of Heads of Families.	Free White Males.										Free White Females.				Slaves.				Free Colored Persons.			
																Males.		Females.		Males.		Females.	
		to 10	to 16	16 to 21	21 to 25	25 to 30	30 to 35	35 to 40	40 to 45	45 to 50	50 to 55	to 10	to 16	16 to 20	20 to 25	25 to 30	to 14	to 20	to 14	to 20			
<i>287</i>	<i>William Hanna</i>																						
	<i>James White</i>																						
	<i>Samuel Litcher</i>																						
	<i>Wesley Smith</i>																						
	<i>Joseph Ford</i>																						
	<i>Isaiah Taylor</i>																						
	<i>William Thoreswood</i>																						
	<i>George Brewster</i>																						
	<i>William M. Lonsdale</i>																						
<i>291</i>	<i>John Hanson</i>																						
	<i>William M. Williams</i>																						
	<i>Isaac Poyman</i>																						
	<i>Walter T. Stone</i>																						
	<i>Abraham Small</i>																						
	<i>Charles G. Hall</i>																						
	<i>Patrick McLaughlin</i>																						
	<i>Samuel Bentley</i>																						
	<i>Timothy Rice</i>																						
	<i>Oliver Goddard</i>																						
	<i>Andrew Musgrave</i>																						
	<i>John Warham</i>																						
	<i>James H. Osburn</i>																						
	<i>William Arnold</i>																						
	<i>Galuce Mitchell</i>																						
<i>292</i>	<i>John Wood</i>																						
	<i>Benjamin Ward</i>																						
	<i>David McEaster</i>																						
	<i>Susan Carr</i>																						
	<i>Thomas Mitchell</i>																						
	<i>William Ruffess</i>																						
	<i>Barbara Kinlan</i>																						
	<i>Constance Cochrane</i>																						
	<i>John Ruff</i>																						
	<i>James W. Ballan</i>																						
	<i>Richard Mitchell</i>																						
	<i>Everett Hughes</i>																						
	<i>Thomas Jeffers</i>																						
	<i>Peter Smith</i>																						
	<i>Charles Mearns</i>																						
	<i>Scott Hughes</i>																						
<i>293</i>	<i>John Chauncey</i>																						
	<i>Carroll</i>																						

The number of Persons within my Division, consisting of 2,100 persons, appears in a Schedule hereto annexed, subscribed by me, this 1st day of December in the year one thousand eight hundred and twenty. Assistant to the Marshal of Maryland

[No. 1.]

Schedule of the whole number of Persons within the Division allotted to

John W. Williams

489

Table with columns for Name of the County, Parish, Township, Town or City, where the Family resides; Free White Males (ages 10-65); Free White Females (ages 10-65); Slaves (Males and Females); and Free Colored Persons (Males and Females). Rows list names such as William Brown, George Hackett, Henry P. Huff, etc.

485

487

The number of Persons within my Division, consisting of *2,449* appears in a Schedule hereto annexed, subscribed by me, this *first* day of *December* in the year one thousand eight hundred and twenty.

Assistant to the Marshal of Maryland

Schedule of the whole number of Persons within the Division allotted to *John W. Williams*

Name of the County, Parish, Township, Town or City, where the Family resides.	Name of Heads of Families.	Free White Males.										Free White Females.				Slaves.				Free Colored Persons.						
		Males.					Females.					Males.		Females.		Males.		Females.								
		Free white males under ten years	Free white males of ten and under sixteen	Free white males between sixteen and twenty and including heads of families	Free white males of twenty and under forty (excluding heads of families)	Free white males of forty five and upwards, including heads of families	Free white females under ten years of age	Free white females of ten and under sixteen	Free white females of sixteen and under twenty and including heads of families	Free white females of twenty and under forty (excluding heads of families)	Free white females of forty five and upwards, including heads of families	Male under fourteen	Male of fourteen and under twenty six	Male of twenty six and under forty five	Male of forty five and upwards	Female of under fourteen	Female of fourteen and under twenty six	Female of twenty six and under forty five	Female of forty five and upwards	Male under fourteen years	Male of fourteen and under twenty six	Male of twenty six and under forty five	Male of forty five and upwards	Female of under fourteen years	Female of fourteen and under twenty six	Female of twenty six and under forty five

<i>Over</i>		161	48	12	56	110	30	96	56	57	5	23	71	2	10	2	40	10	83	51	35	11					
James Williams	3	2			1			1																			
Richard Jester				2	2			1		1																	
Joshua Greer	4	3					1	1		1																	
Sam'l Thomas	2					1		2		1																	
Henry Myers	1					1		2		3												3					
John Tom	1					1		2		1																	
Mary Sears												2															
John Warkham	1					2	1	1	1	1				2													
Joseph Rust						1						1															
Bennett Boyer				1	1	1				1												1					
Elizabeth Metcalf	1	3					1	1		3																	
Alexander Cobden	3	2				3	2	1		1																	
William Moore	1	1						2		1																	
Col. McKenney	1									2				1													
Levi Beach	2					1		2	2	1																	
Thomas Chandler	1	1				1		2	1	1																	
Benjamin Chandler	1					1		1	1	1																	
William Chandler						1		1	1	1																	
John Donn	1	1	3	3		1	1	1	2		1													1			
Quinn Osburn	2					1		1	1																		
George Moon				1	1	1		2		1																	

John Wood						1	1	1		2	1																
Joseph Smith						1		1		1						1		1	1								
Sarah Hald										1																	
Michael McLaughlin	1						2	1		1	2																
Lusan Burk	1	2					1	1	1	1																	
John Tucker	1	1						1	2	2	1																
Robert Williams	1						1			2																	
Charles Brown	1	1						1	1	1																	
William Williams	1						1			1	1																
Charles Fair	1	1						2	3	1																	
John McKenney							1		1	1																	
Stephen Rainelle				1			1	1	1	3																	
William Hambleton							1		2	1																	
Math' Burk							1			1																	
Abraham Knight	1						1	1	3	2	1																
Lep' H Wall	1							1		1																	
Isaac Boyles	2					1	1		1	1						1	1										
Michael Ruffin	1						1		1	1																	
John Meacham	1						1		1	1																	
<i>Under</i>		133	41	17	12	71	13	111	81	51	08	10	03	31	51	10	88	54	33	19							

The number of Persons within my Division, consisting of *20* ^[No. 1] *appears in a Schedule hereto annexed, subscribed by me, this* *first* day of *December* in the year one thousand eight hundred and twenty. *Year 1822* Assistant to the Marshal of *Maryland*

Schedule of the whole number of Persons within the Division allotted to *John W. Williams* *409* *288*

Name of the County, Parish, Township, Town or City, where the Family resides.	Name of Heads of Families.	Free White Males.										Free White Females.					Slaves.					Free Colored Persons.				
		Males.					Females.					Males.					Females.									
		to 10	to 15	to 20	to 25	to 30	to 10	to 15	to 20	to 25	to 30	to 10	to 15	to 20	to 25	to 30	to 10	to 15	to 20	to 25	to 30					

		135	71	17	72	148	63	142	88	84	80	51	16	98	5	19	102	51	51	17	88	56	35	12
<i>John Boyd</i>		3	1				1		1	1	1				1									
<i>William Foster</i>		2			1		2	1		1														
<i>Hollis Boutney</i>					1				1															
<i>Jonathan Tallow</i>		1	2			1		1	1	1	1			1			4		1					
<i>William R. Brooks</i>			2	2	2	2		1		3	1			1			2				1			
<i>Mary McCaskey</i>						1				1				1							1			
<i>Joseph Sawick</i>		1	1	2	1			1	1						1									
<i>Nicholas Lutov</i>		2		3	1		1	1		1				1										
<i>James Proctor</i>		2	1	1		1				1				1										
<i>Charles Pendergrass</i>		1			2					1			1											
<i>John Ornoe</i>		4		1	1			1		1				1			1							
<i>Charles Johnson</i>			1	1	1					1				1										
<i>Thomas Dempsey</i>				1				1						1										
<i>Mathew Hulse</i>		1			2	2		1						1										
<i>Cornelius Chandsey</i>		1	1		1	3		1	1					1										
<i>Thomas Litch</i>		1			1		2	1		1														
<i>James Ganell</i>					1			1	1					1										
<i>Jeremiah Alexander</i>					1			1		1			1			2	3		2	1	1			
<i>James Brady</i>		2	2		1	2	1	1		1				1										
<i>Elijah Davis</i>		1		3	1	1	1	1	2	1		1		1		10	4	1	1	13	4	3	1	

<i>Richard Holloway</i>		3			1	1		2	1	1				1										
<i>Jeremiah Dinsmore</i>		1			1	1		1		3				1										
<i>David Robson</i>		1			1	1		1		3				1										
<i>William Singleton</i>		4	2		1	1		1	2		1		1											
<i>James Robson</i>					1	1				1				1						1	1	1	1	
<i>Ann Michael</i>					1	1				1				1						1	1	1	1	
<i>Mathew Touchstone</i>					1	1				1				1						1	1	1	1	
<i>Walter Barnes</i>		1			2	1	1	1		1				1						2	1	1	1	
<i>James Chesney</i>		1			1	1	3	1		1				1						1	1	1	1	
<i>Edward Miller</i>		1			1	1	1	1	1	1				1						2	1	1	1	
<i>Mary Hackett</i>					1	1		1		1				1						1	1	1	1	
<i>Edward Halse</i>					1	2	1	1		1				1		1	5	1	1	1	1	1	1	2
<i>Clark Hollis</i>		1			1	1		1	1	1				1		2				1	1	1	1	
<i>Moses Grabson</i>		1			1	1		2		1				1						3	1	1	1	
<i>Ignatius Gibson</i>		1			1	1		1		1				1						3	4	3	1	
<i>Amos Hollis</i>		2			1	1	2	1		1				1						2	1	1	1	
<i>John Christie</i>		2			1	1		1	2					1						2	1	1	1	
<i>Mathew Halse</i>					1	1		2		1				1		2	2			1	1	1	1	
<i>John Cannon</i>		1	1	1	1	1		1	1	1				1						2	2	1	1	
		152	80	26	102	175	84	174	85	110	114	51	19	119	10	29	131	80	59	28	115	78	40	21

The number of Persons within my Division, consisting of *Washington District*, appears in a Schedule hereto annexed, subscribed by me, this *first* day of *December* in the year one thousand eight hundred and twenty. *John W. McComas* Assistant to the Marshal of *Maryland*

Schedule of the whole number of Persons within the Division allotted to *John W. McComas*

Name of the County, Parish, Township, Town or City, where the Family resides.	Name of Heads of Families.	Free White Males.												Free White Females.				Slaves.						Free Colored Persons.								
		Free White Males.												Free White Females.				Males.			Females.			Males.		Females.						
		Free white males under ten years.	Free white males of ten and under sixteen.	Free white males between sixteen and eighteen.	Free white males of sixteen and under twenty-six, including heads of families.	Free white males of twenty-six and under forty-five, including heads of families.	Free white males of forty-five and upwards, including heads of families.	Free white females under ten years of age.	Free white females of ten and under sixteen.	Free white females of sixteen and under twenty-six, including heads of families.	Free white females of twenty-six and under forty-five, including heads of families.	Free white females of forty-five and upwards, including heads of families.	Persons not enumerated.	Persons engaged in Agriculture.	Persons engaged in Commerce.	Persons engaged in Manufactures.	Males under fourteen.	Males of fourteen and under twenty-six.	Males of twenty-six and under forty-five.	Males of forty-five and upwards.	Females of under fourteen.	Females of fourteen and under twenty-six.	Females of twenty-six and under forty-five.	Females of forty-five and upwards.	Males under fourteen years.	Males of fourteen and under twenty-six.	Males of twenty-six and under forty-five.	Males of forty-five and upwards.	Females under fourteen years.	Females of fourteen and under twenty-six.	Females of twenty-six and under forty-five.	Females of forty-five and upwards.
to 10	to 16	to 18	to 26	to 45	45 &c.	to 10	to 16	to 26	to 45	45 &c.	to 10	to 16	to 26	to 45	45 &c.	to 14	to 26	to 45	to 14	to 26	to 45	to 14	to 26	to 45	to 14	to 26	to 45	to 14	to 26	to 45		
<i>John Dougherty</i>		172	84	36	102	176	84	174	85	110	118	31	19	119	10	29	31	80	34	28	116	78	45	21								
<i>Sarah Holly</i>		1	1	2			1	1	1																							
<i>William Osborn</i>		2			1	1	2	1	1																							
<i>Sarah Mathews</i>					2	1	1	1	1																							
<i>William Cook</i>		1			1		3	1	1																							
<i>Isaac Cook</i>		2			2	1	1	1	1																							
<i>Daniel Anthony</i>		3			1	1		1	1																							
<i>Joseph Smith</i>		3			1				2																							
<i>John Anthony</i>			1	2			1	1	2																							
<i>John Miller</i>		1			1				1																							
<i>James Mahan</i>		1	2		2	1																										
<i>Charles Herrington</i>		1			1			2																								
<i>Battus Tye</i>					1	1			1	1																						
<i>Henry A. Thompson</i>					2				2																							
<i>Joshua Deaver</i>		1			1	1		5	1																							
<i>John Kimble</i>		2			1	1		2	1																							
<i>Isachariah Kimble</i>		2	1		1	1		2	2																							
<i>William Maxwell</i>				1	4		1	1	1	1																						
<i>Daniel Mackley</i>		3				2		2		2																						
<i>Sarah Holly</i>		1	1					2	1	1																						
<i>James Brown</i>								1		1																						
<i>George Taylor</i>		1	1			1		2		1																						
<i>Nathaniel Howard</i>		1		1				2	1	1																						
<i>John Hallam</i>							1																									
<i>Elyzabeth Brooks</i>		2						1	1																							
<i>Samuel Kelley</i>						3	1																									
<i>John Butler</i>						1																										
<i>Jacob Mchae</i>		3			3		2	1	1	2																						
<i>Benedict Herbert</i>		1			1	1		5	2																							
<i>Benedict H. Hanson</i>		1	1							1																						
<i>William Laudon</i>		1	1	1			1	1		5																						
<i>Agnes Deaver</i>		3	2		1		1	1																								
<i>Enos Bradstreet</i>		2	1		3	1	1	1	1																							
<i>Samuel Barrow</i>		1	1		3		2	1	1																							
<i>James Mahan</i>		2			3		1																									
<i>Leonard Howard</i>					1	2			1	1	2																					
<i>Sarah Jaeger</i>		1			1			1	1	1																						
<i>George Deaver</i>								3	2	2	1																					
<i>George Shannon</i>		3		1	3	1	1	2	1	1	1																					
<i>Joshua Wood</i>		2			1		1	1		1																						
<i>Carroll</i>		210	110	34	145	202	104	375	105	34	125	73	19	158	11	30	100	85	30	132	93	15	27									

The number of Persons within my Division, consisting of 2, 1/2 Sections of the County of Prince George's, appears in a Schedule hereto annexed, subscribed by me, this first day of December in the year one thousand eight hundred and twenty.

Assistant to the Marshal of Maryland

Schedule of the whole number of Persons within the Division allotted to John W. Adams

489 488

Name of the County, Parish, Township, Town or City, where the Family resides.	Names of Heads of Families.	Free White Males.										Free White Females.					Slaves.					Free Colored Persons.				
		Males.					Females.					Males.		Females.			Males.		Females.							
		to 10	to 16	to 21	to 25	to 45	to 10	to 16	to 25	to 45	to 50	to 16	to 21	to 25	to 14	to 21	to 14	to 21	to 14	to 21						

Best over		217	105	31	145	207	104	215	105	138	138	75	19	136	11	30	15	100	83	35	192	03	55	27
484	James Greenlee	2																						
	Benedict C. Hall					2					3	1							5	3	2	5		
	Thomas Thayer					1													2					
	John Johnson	1				1		2		1														
	Daniel Freeman	1				1														2	1			
	Joseph Dulany	1	1			1		1											1	2		1		
	Charles Gallup					1	1	2											1	2		1		
	Thomas Gallup Sen	1				1		2		1								3	3	1	1	1		
	Gilbert Gallup	1	1	1	1	1	1	3											1					
	John Jones	1						2																
	Samuel West					2																		
	John G. Harvis	1									1	1												
	John Andrew					1				1														
	John Gray	2																						
	Jacob Hastings							1		1														
	John Kirk		1	1	1					1	1								2	1		1		1
301	Joshua Dulany					2		1	1	1	1								1	1				
	Daniel Rice	2	1	1	1			1	1	1	1													
	Thomas Knight	1						1	1															

William and sister																									
	George Brown							1																	
	William Holloway							1	1	2									2	2		1	1		
302	Gilgale Holloway	3				2		1		1									1	1					
	Aquila Nelson						3	1	2	1	1								4	5		1	2		
	Martha Drew		1	1						1									1	2	1	1		1	
	Elizabeth Vansicker										1	1							1	1	2	4		1	
	Aquila Johnson							1			1	1							1	1					
	Frances Johnson	3								1															
	William Brown	1						1	1	1	1								1	2	1	2		1	
	Wm D. Reyer	2						1			1								1	1				1	
	John Ashley							1		2		2													
	Solomon Playcock							1		2															
	James Coas																			3		1			
	James Taylor	4	1					1	2	1															
	Jacob Brown	1						1	1	1	3								1	2	1	9	3	1	
	James Houston							1											1	1					
	Henry Conroy	1						1		1															
	George Veazey							2											3	4	1	3		1	
Best over		250	112	35	114	123	123	250	121	160	133	80	10	141	3	30	18	38	112	59	113	110	69	35	2

The number of Persons within my Division, consisting of *2,140* appears in a Schedule hereto annexed, subscribed by me, this *first* day of *December* in the year one thousand eight hundred and twenty.

Assistant to the Marshal of *Maryland*

Schedule of the whole number of Persons within the Division allotted to *John W. Williams*

Name of the County, Parish, Township, Town or City, where the Family resides.	Names of Heads of Families.	Free White Males.										Free White Females.				Slaves.				Free Colored Persons.						
		Males.					Females.					Males.		Females.		Males.		Females.								
		Free white males under ten years.	Free white males of ten and under sixteen.	Free white males between sixteen and twenty.	Free white males of sixteen and under twenty, including heads of families.	Free white males of twenty and under forty-five, including heads of families.	Free white males of forty-five and upwards, including heads of families.	Free white females under ten years of age.	Free white females of ten and under sixteen.	Free white females of sixteen and under twenty, including heads of families.	Free white females of twenty and under forty-five, including heads of families.	Free white females of forty-five and upwards, including heads of families.	Males under fourteen.	Males of fourteen and under twenty.	Males of twenty and under forty-five.	Males of forty-five and upwards.	Females of under fourteen.	Females of fourteen and under twenty.	Females of twenty and under forty-five.	Females of forty-five and upwards.	Males under fourteen years.	Males of fourteen and under twenty years.	Males of twenty and under forty-five years.	Males of forty-five and upwards.	Females under fourteen years.	Females of fourteen and under twenty years.

<i>Bro. over</i>		250	112	35	164	223	123	231	191	160	153	80	0	196	73	30	183	138	112	50	163	110	60	35	2
<i>Edward C. Hall</i>	1				1		1				1			1		2	2	1		1		1			
<i>Thomas A. Jackson</i>					1	1					2														
<i>Martha Jay</i>	1			1					2		1			1		3	1		1	2	1	2			
<i>Peter Shepley</i>	1				1	1			2		1			1		3	3	1	2	5	1	1	2		
<i>Ephraim Hedgcock</i>	1			2	1		1		1							1									
<i>James Chanley</i>	1			3			2		1							4	2	1		4	4	3	1		
<i>George Budd</i>					2	3			1	2				1											
<i>John A. Matter</i>					1									1											
<i>Edward Courtney</i>	3				1		1			1				1		4	1	1	1	1					
<i>Amos Card</i>	1	1					1	1	1			1		1		1									
<i>James Jones</i>	1	1		4			1	2	1					1											1
<i>James Taylor</i>									1	1															
<i>Nathan Touchstone</i>					1				2					1											
<i>Abraham Guise</i>	3	2			1		2			1															
<i>Elizabeth Lynde</i>		1					1	1		1															
<i>Mary McCoy</i>								1		1															
<i>Sarah Woolley</i>				1	1	1		1		1	2			1					1	1					
<i>William Stephenson</i>		1					1	1	3	2		1		1		1		1	1						
<i>James Stephenson</i>	1	1		2			1	4	1	1	1			1		1	2	1	1	2	1				1
<i>Margaret Jones</i>									3	2				1		2		2	2						

<i>Hansbury Gaitlin</i>							1			1	1			1											
<i>Hugh Russell</i>				3			1		1	1				2											
<i>Wanilla Jones</i>	1				2	1	1	1			1			1				1	1			2			
<i>Teell Griffith</i>	1				1			3		1				1											
<i>David Lamm</i>	2				1					1				1											
<i>Isidore Astor</i>	2			7			1	2	1		1			1											
<i>Thomas Herbert</i>	1				1			1			2			1											
<i>John Coor</i>	1				1	1	1	1			2			1											
<i>Mosesai Burns</i>	1				1	1	1	1		1				1											
<i>Edward Ward</i>					1		1	1		1				1						1					
<i>Ann Astor</i>				1	1						2			1					1						
<i>Amos Burns</i>	2						1	1	1	1				1											
<i>Richard Burns</i>					1			1		1				1	1										
<i>Ernie Astor</i>	2			2			1	1	1	1				1		3		1	1			1			
<i>Isaac Burns</i>	1				1					1	1			1											
<i>Ernie Burns</i>							2							1											
<i>Ernie Burns</i>								2	3		1			1											

<i>Grand over</i>		270	112	35	164	223	123	231	191	160	153	80	0	196	73	30	183	138	112	50	163	110	60	35	2
-------------------	--	-----	-----	----	-----	-----	-----	-----	-----	-----	-----	----	---	-----	----	----	-----	-----	-----	----	-----	-----	----	----	---

The number of Persons within my Division, consisting of 2nd District, appears in a Schedule hereto annexed, subscribed by me, this 1st day of December in the year one thousand eight hundred and twenty.

Assistant to the Marshal of Maryland

Schedule of the whole number of Persons within the Division allotted to John W. McCormick

Table header with columns: Name of the County, Parish, Township, Town or City, where the Family reside; Free White Males (subdivided by age groups); Free White Females (subdivided by age groups); Slaves (subdivided by sex and age groups); Free Colored Persons (subdivided by sex and age groups).

465

Handwritten data rows for families including: Bro. Oice, Joseph Tallonson, Sampson Touchstone, Richard Touchstone, John Lynch, Mathew Moller, John Ewing, Danzer Michael, William Lofler, Rachel Lofler, John Lofler, Nathan Hughes, William Miller, Thomas Miller, William Gilbert, Samuel Miller, Samuel Sanders, William Pucci, Sam Michele, John Wacher.

473

306

Handwritten data rows for families including: John Bolls, Thomas Courtney, Joseph Herbert, Sarah Martin, James Bolls, John Hughes, George Tollinger, Solomon Allen, William Allen, Thomas Allen, Jonathan White, Henry Mason, Richard Rice, William Rice, Robert Milton, Henry Thomas, Tyler Baldwin, Samuel Hopkins, John Barber, Ben Canoll, James ...

479

The number of Persons within my Division, consisting of *2nd Election district in the County of Prince Georges* appears in a Schedule hereto annexed, subscribed by me, this *first* day of *December* in the year one thousand eight hundred and twenty. *John W. McComas* Assistant to the Marshal of *Maryland*

Schedule of the whole number of Persons within the Division allotted to *John W. McComas* 489 489 288

Name of the County, Parish, Township, Town or City, where the Family resides.	Names of Heads of Families.	Free White Males.										Free White Females.				Slaves.										Free Colored Persons.			
		Males.					Females.					Males.					Females.					Males.		Females.					
		to 10	to 16	to 21	to 26	to 31	to 10	to 16	to 21	to 26	to 31	to 10	to 16	to 21	to 26	to 31	to 10	to 16	to 21	to 26	to 31	to 14	to 21	to 14	to 21				

	<i>Bro. over</i>	328	140	47	201	164	130	310	193	201	202	12	30	959	14	44	110	130	120	15	130	13	3	
	<i>William Smith</i>	1	2					1	1		1													
	<i>James McCracken</i>							1			1													
	<i>Nathaniel Smith</i>			2			1		1		1													
	<i>Samuel Tossy</i>	2					1		2		1													
	<i>Benedict Place</i>						1	1			1						3	2	2	2	2	1	2	1
	<i>Edward Griffith</i>						2										1	1	1	1	1	2	2	
	<i>George Hughes</i>						1		1	1	2	1	1				1	1			1			
	<i>John Marchant</i>	2					1	1		1	2		1	1										
	<i>Sarah Mchelle</i>	2	2	2				1					1				1		2		2		1	
	<i>Micah Gilbert</i>							1		1		1	1				1		1				1	
	<i>Amos Gilbert</i>	2	2					1	2			1												
	<i>Henry Gilbert</i>						1	1		1			1								1			
	<i>James Gilbert</i>						1	5		1		2	2											
	<i>Abner Gilbert</i>	1	1					1	2	3			1											
	<i>Jesse Gilbert</i>	2			2			1	2	3			1											
	<i>Martin Gilbert</i>	7	1					1	1	2			1											
	<i>John Ruth</i>							1					1											
307	<i>Angela Tredegar</i>	2						1		4			1											
	<i>Nicholas Baker</i>	2	3					1	2				1											

	<i>William Greenland</i>	1					3	1	3														2		
	<i>Reuben Tullon</i>	2						1	3	1			1												
	<i>John Carson</i>							1	2				1												
308	<i>Isaac Webster</i>	5	1										1										1		
	<i>John Mahan</i>	1						1	1			1	1												
	<i>Gregory Barnes</i>	1	1	1	1				1	2	2	1	1												
	<i>Leidas Bailey</i>							1	1	1		1	1										1		
	<i>Amos Evans</i>	1		1	1				1		2	1	1										1		
	<i>Thomas Glade</i>							1					1												
	<i>Christian Hoodman</i>	1		2	2	1					1	1	1				1		1	2			2		
	<i>William Erwin</i>	1		2						2															
	<i>Baptist Hatcher</i>	1							1				1												
	<i>James Loshon</i>							1		2			1										1		
	<i>Philip Hopkins</i>	2	2		2	1	1	1	2	1	1												1		
	<i>Thomas Morgan</i>	2						1		1											2		1		
	<i>Joseph James</i>	1			2		1	2					1										1		
	<i>Jerusha Donson</i>				1			1		1	2										2		1		
	<i>Sarah Smith</i>	3							2				1												
	<i>James Hughes</i>				1		1	2			1	2									2	1	1		
309	<i>James over</i>	301	139	40	228	289	180	384	180	223	223	153	20	281	14	53	220	170	128	73	193	142	85	49	4

The number of Persons within my Division, consisting of 2nd Election district, in *Washington County*, appears in a Schedule hereto annexed, subscribed by me, this *first* day of *December* in the year one thousand eight hundred and twenty.

John W. McComas

Assistant to the Marshal of *Maryland*

Schedule of the whole number of Persons within the Division allotted to *John W. McComas*

489

489

288

Name of the County, Parish, Township, Town or City, where the Property is Situated.	Name & Heads of Families.	Free White Males.										Free White Females.					Slaves.				Free Colored Persons.			
		Males.					Females.					Males.		Females.		Males.		Females.						
		Under ten years.	From ten to sixteen.	From sixteen to twenty.	From twenty to twenty-five.	From twenty-five to thirty.	From ten to sixteen.	From sixteen to twenty.	From twenty to twenty-five.	From twenty-five to thirty.	From thirty to thirty-five.	From thirty-five to forty.	From forty to forty-five.	From forty-five to fifty.	From fifty to fifty-five.	From fifty-five to sixty.	From sixty to sixty-five.	From sixty-five to seventy.	From seventy to seventy-five.	From seventy-five to eighty.	From eighty to eighty-five.	From eighty-five to ninety.	From ninety to ninety-five.	From ninety-five to one hundred.

<i>Carried over</i>		381	159	46	228	289	180	344	180	223	223	153	20	251	14	53	220	170	128	75	193	102	85	29	4
<i>Rachel Roberson</i>		1						2	2		1										1				
<i>Mark Noble</i>		1	1	1	1		1			1	1	1													
<i>John Singleton</i>		2	1				1	1			1	1													
<i>Jacob G. McCarly</i>		2	1		1		1				1	1													
<i>James Sharshta</i>		2			1	1		1			1	1									1				
<i>Peter Hoopman</i>						1											3		3		1	2		1	
<i>Thomas Everest</i>		1	2			1		3	1			1													
<i>Thomas Courtney</i>							1					1									5		2	1	
<i>John Barnes</i>		2	1	1	1	1					1	1					1	1			1		2	1	
<i>Cyrus Courtney</i>							1	3			1	1									1			1	
<i>Harper Courtney</i>		2	2			1					1	1													
<i>Ephraim Shald</i>							1					1													
<i>John McKelley</i>		2						2				1													
<i>Sarah Coale</i>		2	2					1			1	1													
<i>Bleand Taylor</i>		1							1		1	1													
<i>Thomas Coale</i>						2	1				1	1			2										
<i>Lepe Coale</i>		2				1					1	1					1								
<i>John Bernell</i>						1	1	1			1	1													
<i>Benjamin Coale</i>		2				1		1			1	1													

310	<i>Benjamin Fletcher</i>	2	1	3	1	2				1	1	1				1									
	<i>Josiah Hall</i>				1	1				4	3	2					13	1	1	4	8	2	3	1	
	<i>William Sharswood</i>						1																		
	<i>William Finney</i>	1				1					1	1													
	<i>Hannah Griffith</i>	1						1			1	1													
	<i>Greenburg Gallion</i>	1				1	1	3	1		1	1													
	<i>Joseph Everest</i>	2	1		1	1		3			1	1													
	<i>Rachel Armstrong</i>					1		2	1	1	1	1													
	<i>Daniel Haney</i>	3	2		1	1		1		1	1	1													
	<i>William Simmons</i>	2	1								1	1													
	<i>James Everest</i>						1	1		1	1	1													
	<i>Job Everest</i>					1		2			1	1													
	<i>Thomas Armstrong</i>				1	1	2				1	1													
	<i>Moses Gallaway</i>	2	2	1	2	1					2	2													

Carried over 395 177 50 242 307 197 352 193 235 245 168 20 303 111 59 200 171 133 77 211 146 90 55 41

The number of Persons within my Division, consisting of 2nd District, appears in a Schedule hereto annexed, subscribed by me, this first day of December in the year one thousand eight hundred and twenty.

John W. McComas

Assistant to the Marshal of Maryland

Schedule of the whole number of Persons within the Division allotted to

John W. McComas

489

489

288

Name of the County, Parish, Township, Town or City, where the Family resides	Name of the Head of Family	Free White Males					Free White Females					Slaves					Free Colored Persons				
												Males		Females			Males		Females		
		Under ten years	Ten and under sixteen	Between sixteen and twenty	Twenty and under twenty-five	Twenty-five and under thirty	Under ten years of age	Ten and under sixteen	Between sixteen and twenty	Twenty and under twenty-five	Twenty-five and under thirty	Under ten years	Ten and under sixteen	Between sixteen and twenty	Twenty and under twenty-five	Between twenty-five and under thirty	Between thirty and under forty	Between forty and under fifty	Between fifty and under sixty	Between sixty and under seventy	Between seventy and under eighty

Bro. over		395	177	50	242	307	197	382	193	238	245	168	20	303	14	59	240	171	133	77	211	146	90	55	4
Mahlon Thompson		3	1		2		2	1			1	1		1											
Marshall Lee							1				1					1									
Elizabeth Cozer		2			1			1				1													
Henry Bower			1			1			2		1			1											
Robert Hawkins			2		1		1	2		2	1			1				1							
Ann Haught			1		1																				
Amos Melchese		4	1				1	1	2	1	1					1									
Joseph Davis		1	1		1	1		4	1		1			1											
Andas Anderson		2				1					1					1									
Reuben Glump		1	1		2		1	2	1	2				1			3			1	1				
William Adams		1				1					1			1											
William Butler		1			1					1						1									
Henry Touchstone			1		1		1		1			1				1			1	3		1			
John Monahan		1				1		3	1		1					1									
Roberts Doves		3			1	1		1		1	1			1							1				
Joe Carter		3	2	1			1	1	2					1											
John London		3				3		2			1		1												
John Kelly		1				2			1				1												
Richard Young						1		1		1			1												
Nancy Spicer		1						1		1															

312 Sarah Commons		1						1		1															
Ethias G. Hopkins		1	2		1		1	2	1		1			1											
John Spencer			1			2		1	1					1											
Alexander Gallion		1	1					1	1	3				1											
Edward Melchese					2						1					1									
William Melchese						1			1		1			1											
Henry Melchese		4	1			1		2	1	1	1			1			1	1							
John Osborn		1			1			1	1	2		1		1											
Kent Melchese						1				1	1			1											
John Wilson		2					1					2		1			2	1		2		1			
William Miles		2	1		1		1	1	1	1	1			1											
James Cornell		1		1	2		1	1			1			1											
Joseph Brownley						1					1			1		5	2		1	7		2	1		
Frances Hopkins					1						1			1		1				1		1			
James Scott		2				1		3		1				1											
Ranice Micks					2				1					2		1				1					
George W. Bradford		2	1			1		2	1	1	1			1		1	1		1	1					
Isaac Coale					2		1		2		1			2										2	

The number of Persons within my Division, consisting of *20* in the year one thousand eight hundred and twenty. appears in a Schedule hereto annexed, subscribed by me, this first day of December in the year one thousand eight hundred and twenty.

John W. McComas Assistant to the Marshal of Maryland

Schedule of the whole number of Persons within the Division allotted to *John W. McComas*

489 488 288

Name of the County, Parish, Township, Town or City, where the Family resides	Name of Head of Family	Free White Males										Free White Females										Slaves					Free Colored Persons																																
		Males					Females					Males					Females					Males					Females																																
		Under 10	10-14	15-19	20-24	25-29	30-34	35-39	40-44	45-49	50-54	55-59	60-64	65-69	70-74	75-79	80-84	85-89	90-94	95-99	100+	Under 10	10-14	15-19	20-24	25-29	30-34	35-39	40-44	45-49	50-54	55-59	60-64	65-69	70-74	75-79	80-84	85-89	90-94	95-99	100+	Under 10	10-14	15-19	20-24	25-29	30-34	35-39	40-44	45-49	50-54	55-59	60-64	65-69	70-74	75-79	80-84	85-89	90-94

Prof. over
regis Joe Dixon
Lewis
Phil
Ben
Bill Moore
Mannus
Andrew Reed
Sampson
Qualby Heston
Moses Kess
Jacob Kess
James Body
Michael Chuska
Priscilla
Jane Pitt
Samuel Mome
Jane Rice
Sam Rice
Daniel Murray
Emory

313

Bill Jonas
Murren
Abraham Rice
Jacob Monty
Gabriel Christo
James Malson
Ganty Brown
Sampson
Glenn Moore
Simon Bodley
Jacob Hopkins
Taany
Hannah
Wineent
Robt. Brown
Jacob Ridgely
Bill
Henry Lusty
Damby

314

39 6 15 21 41 12 19 14

The number of Persons within my Division, consisting of *2nd* *Washington District* appears in a Schedule hereto annexed, subscribed by me, this *first* day of *December* in the year one thousand eight hundred and twenty.

John M. McComas

Assistant to the Marshal of *Maryland*

Schedule of the whole number of Persons within the Division allotted to *John M. McComas*

489

489

288

Name of the County, Parish, Township, Town or City, where the Family resides.	Name of Heads of Families.	Free White Males.					Free White Females.					Slaves.					Free Colored Persons.									
		Free white males under ten years.	Free white males of ten and under sixteen.	Free white males between sixteen and twenty.	Free white males of twenty and under twenty-six, including heads of families.	Free white males of twenty-six and under forty-five, including heads of families.	Free white males of forty-five and upwards, including heads of families.	Free white females under ten years of age.	Free white females of ten and under sixteen.	Free white females of sixteen and under twenty, including heads of families.	Free white females of twenty and under forty-five, including heads of families.	Free white females of forty-five and upwards, including heads of families.	Males under fourteen.	Males of fourteen and under twenty-six.	Males of twenty-six and under forty-five.	Males of forty-five and upwards.	Females of under fourteen.	Females of fourteen and under twenty-six.	Females of twenty-six and under forty-five.	Females of forty-five and upwards.	Males under fourteen years.	Males of fourteen and under twenty-six.	Males of twenty-six and under forty-five.	Males of forty-five and upwards.	Females under fourteen years.	Females of fourteen and under twenty-six.

Recapitulation

<i>Free white Males</i>	<i>under 10 years</i>	<i>442</i>
<i>Do</i>	<i>of 10 and under 16</i>	<i>105</i>
<i>Do</i>	<i>16 to 20</i>	<i>205</i>
<i>Do</i>	<i>20 to 45</i>	<i>327</i>
<i>Do</i>	<i>45 and upwards</i>	<i>212</i>
<i>Free white Females</i>	<i>under 10 years</i>	<i>413</i>
<i>Do</i>	<i>of 10 and under 16</i>	<i>202</i>
<i>Do</i>	<i>16 to 20</i>	<i>260</i>
<i>Do</i>	<i>20 to 45</i>	<i>271</i>
<i>Do</i>	<i>45 and upwards</i>	<i>177</i>
<i>Foreigners not naturalized</i>		<i>23</i>
<i>Persons engaged in Agriculture</i>		<i>327</i>
<i>Do Commercial</i>		<i>10</i>
<i>Do Manufactures</i>		<i>08</i>
<i>Male Slaves</i>	<i>under 14 years</i>	<i>252</i>
<i>Do</i>	<i>of 14 and under 25</i>	<i>179</i>
<i>Do</i>	<i>26 to 45</i>	<i>138</i>
<i>Do</i>	<i>45 and upwards</i>	<i>79</i>
<i>Female Slaves</i>	<i>under 14 years</i>	<i>227</i>
<i>Do</i>	<i>of 14 and under 26</i>	<i>148</i>

<i>Do</i>	<i>26 to 45</i>	<i>79</i>
<i>Do</i>	<i>45 and upwards</i>	<i>36</i>
<i>Free colored Males</i>	<i>under 14 years</i>	<i>81</i>
<i>Do</i>	<i>of 14 and under 26</i>	<i>20</i>
<i>Do</i>	<i>26 to 45</i>	<i>29</i>
<i>Do</i>	<i>45 and upwards</i>	<i>49</i>
<i>Free colored Females</i>	<i>under 14 years</i>	<i>70</i>
<i>Do</i>	<i>of 14 and under 26</i>	<i>40</i>
<i>Do</i>	<i>26 to 45</i>	<i>48</i>
<i>Do</i>	<i>45 and upwards</i>	<i>39</i>
<i>Free colored persons engaged in Agriculture</i>		<i>44</i>
<i>Total</i>		<i>4318</i>

We hereby certify that a correct copy of the above schedule signed by the said John M. McComas has been set up and remained at one of the most public places within the division open to the inspection of all concerned.

th
Jan'y 25. 1821

Elizabeth B. ...
Ellis ...

323

Presented in manuscript
to the British Museum
in London, England
1821

The number of Persons within my Division, consisting of 325 persons in a Schedule hereto annexed, subscribed by me, this first day of December in the year one thousand eight hundred and twenty.

[No. 1]

Assistant to the Marshal of Maryland 369

Schedule of the whole number of Persons within the Division allotted to

Name of the County, Parish, Township, Town or City, where the Family resides.	Names of Heads of Families.	Free White Males.							Free White Females.				Slaves.							Free Colored Persons.									
		Free white males under ten years.	Free white males of ten and under sixteen.	Free white males between sixteen and twenty-one.	Free white males of twenty-one and under twenty-five.	Free white males of twenty-five and under thirty.	Free white males of thirty and upwards, including heads of families.	Free white females under ten years of age.	Free white females of ten and under sixteen.	Free white females of sixteen and under twenty-one, including heads of families.	Free white females of twenty-one and upwards, including heads of families.	Slaves not enumerated.	Slaves of persons engaged in Manufactures.	Males under fourteen.	Males of fourteen and under twenty-one.	Males of twenty-one and under forty-five.	Males of forty-five and upwards.	Females of fourteen.	Females of fourteen and under twenty-one.	Females of twenty-one and under forty-five.	Females of forty-five and upwards.	Males under fourteen years.	Males of fourteen and under twenty-one.	Males of twenty-one and under forty-five.	Males of forty-five and upwards.	Females under fourteen years.	Females of fourteen and under twenty-one.	Females of twenty-one and under forty-five.	Females of forty-five and upwards.
District in Harford County																													
2d Election Nathaniel Grafton		1		1	1			2	1	2											2								
District in John Denton								1																					
Harford County Martin Grafton								2	1																				
Joseph Henry		2	1	1	1	1		2		1																			
Samuel Grafton		1				1	1			1																			
William Grafton		1	1		1	1	1			1	1																		
John Grafton		1						3	1	1																			
325 Aquila Grafton		3	1			1	1	1	1	1																			
William Clark		1	1	1						1																			
William Clark Junr		1								1																			
Benjamin Street		2						2	1	1																			
James Guyton		2						2		1																			
Joseph Robinson Junr								2	1	1																			
John Smith						2	1	1		2																			
Joseph Ward		2		2	2	1				1																			
37 Sarah Buss						2	1			1	3																		
Thomas Johnson Junr		1	1	1	1	1	1	1	1																				
Baruch Johnson		1								1																			
Joseph Moore		2	1	1	1			1	2	2																			
Robert Askey										1																			
Nathaniel West		3						1		2																			
326 William Loner						1		1	2																				
Stephen Rydon		1						3		1																			
Solomon Ady		4	1					2	1																				
Samuel Ady		2						2		2																			
Michael W Laughton										1																			
George Robinson		2						3		1																			
William Robinson						1																							
James Cox								1	2	1																			
Samuel Truman		2								1																			
Dumphy Wilson		1				3	1	1	1	2	2																		
Ruth Whitaker				1	1						1	1																	
Isaac Whitaker								1	1																				
James Fulton		1								1																			
William Tullow										1																			
Virgie Cochran		1	3					2	1	1	1																		
George Potts		2	1	1	1			1	1	1	1																		
Jonathan Warner		3				2			2	2																			
Carried over		36	19	9	21	24	19	37	17	33	24	13									47								
														1	12	3	3					5	2	2	2				

The number of Persons within my Division, consisting of 3000 in the year one thousand eight hundred and twenty. [No.] 1822 years in a Schedule hereto annexed, subscribed by me, this 1st day of January 1822 Assistant to the Marshal of Maryland 369

Schedule of the whole number of Persons within the Division allotted to

Name of the County, Parish, Township, Town or City, where the Family resides.	Names & Heads of Families.	Free White Males.					Free White Females.					Slaves.					Free Colored Persons.								
		Free white males under ten years.	Free white males of ten and under sixteen.	Free white males between sixteen and twenty.	Free white males of twenty and under twenty six, including heads of families.	Free white males of twenty six and under forty five, including heads of families.	Free white females under ten years of age.	Free white females of ten and under sixteen.	Free white females of sixteen and under twenty six, including heads of families.	Free white females of twenty six and under forty five, including heads of families.	Free white females of forty five and upwards, including heads of families.	Males under fourteen.	Males of fourteen and under twenty six.	Males of twenty six and under forty five.	Males of forty five and upwards.	Females of under fourteen.	Females of fourteen and under twenty six.	Females of twenty six and under forty five.	Females of forty five and upwards.	Males under fourteen years.	Males of fourteen and under twenty six.	Males of twenty six and under forty five.	Males of forty five and upwards.	Females under fourteen years.	Females of fourteen and under twenty six.

334	Brookover	36	19	9	21	24	19	27	17	23	24	13	47	1	12	3	3	5	2	2	2						
	John Looles	2			1	1		2		1			1														
	Sarah Jewell							3		1	1	1															
	Abraham Inlowes	1						1		1			1														
	James McVey	2						3		1				1													
	Walter Buel	2						1	1	1		1	2					2	1								
	Sonathan Peir	2	2					1	3	1			1														
	Sophia Slendon					1				1	1	1	1														
327	Sepe Lancaster				1	2		1		2	1	1	2														
	David Lee	1	2			1	1		1	2	1		2														
	Wm. Smithson of Kent	1	1			1				2			1														
	Joseph Parsons	2			1	1	1		1	1			1														
	Thomas Palmer	1				1			2	1			1														
	James Inlow				2				1	1	1		2														
	Joseph Whelton	1	2			1		1		1			1														
	Amos Jones					1			1	1	1		1														
	Jacob Spaul					1				1			1														
	William Johnson	1				1		3	1	2			1														
	Charles Smith	2				1		2	2				1														
	Thomas Howard	2	1		1	1	1	2	2	1	1		1														
	John Alexander	2			1	1	1	1	1	1			1														
	Benjamin Hollands	1	1					1	1				1														

	John M. Schultzy				1	1	1	1		1			2														
	Michael Hooper						1		1	1			1														
	James McLaughlin	6				2		1		1			1														
328	Ralph Lee	1					1		2	1			1														
	William Welch	1						1		2			1														
	Isaac Pennington				1	2		1				1	1														
	William Smithson	3	1				1	1	1	1			1								2	2	2	3			
	Edy Smith	1					1						1														
	Benjamin H. Jones	1					1	1	2				1								3		1	1	1		
	James Sherdine	1				1		2	2	1			1														
	William H. Gallaway	2				1		2	2	1			1								2						
	James Caspell	3				1		1	1	1			1														
	John Egars					1		1	1	1			1														
	Godfrey Wallers					2	1		1	1	1		3								2	1		1			
	Ralph Clark					1							1														
	Thomas Mayreps	2	1				1	1	2	1			1														
	John Rockhold	1			1	1	1	1	1	1			3														
	Benjamin Stackdale	1				1		2		1			1														
	Benjamin Gilless	1			1	1	1	3	3	1	1		1														
	Joseph Barnes	1	1				1		1	1			1														
	Carried over	80	33	17	40	37	36	79	60	54	45	28	83	8	21	0	0	6	13	7	3	3					

The number of Persons within my Division, consisting of 3 ^{years} in a Schedule hereto annexed, subscribed by me, this ^{first} day of ^{January} in the year one thousand eight hundred and twenty.

[Not] ⁱⁿ ^{the} ^{County} ^{of} ^{Prince} ^{George's} ^{County}
John Gwynen
 Assistant to the Marshal of *Maryland*

Schedule of the whole number of Persons within the Division allotted to

Name of the County, Parish, Township, Town or City, where the Family resides.	Names of Heads of Families.	Free White Males.										Free White Females.				Slaves.						Free Colored Persons.				
		Males.					Females.					Males.		Females.		Males.		Females.		Males.		Females.				
		Free white males under ten years of age.	Free white males of ten and under sixteen.	Free white males between sixteen and twenty years of age.	Free white males of twenty and under twenty five, including heads of families.	Free white males of twenty five and upwards, including heads of families.	Free white females under ten years of age.	Free white females of ten and under sixteen.	Free white females between sixteen and twenty years of age, including heads of families.	Free white females of twenty and under twenty five, including heads of families.	Free white females of twenty five and upwards, including heads of families.	Slaves under fourteen years.	Males of fourteen and under twenty six.	Males of twenty six and under forty five.	Males of forty five and upwards.	Females of under fourteen years.	Females of fourteen and under twenty six.	Females of twenty six and under forty five.	Females of forty five and upwards.	Males under fourteen years.	Males of fourteen and under twenty six.	Males of twenty six and under forty five.	Males of forty five and upwards.	Females under fourteen years.	Females of fourteen and under twenty six.	Females of twenty six and under forty five.
		to 10	to 16	to 16 to 20	to 20 to 25	to 25 to 30	to 30 to 35	to 35 to 40	to 40 to 45	to 45 to 50	to 14	to 26	to 45	45, &c.	to 14	to 26	to 45	45, &c.	to 14	to 26	to 45	45, &c.	to 14	to 26	to 45	45, &c.

Carried over		50	35	17	40	27	30	29	40	24	23	28	5	2	7	1	13	7	3	3						
James Jay		1	1	1	1	1	3	1	1	1			2													
John Webster				2		1	1	1	1			3														
Samuel Dore		3	1	1	1	1	1	1	1				1				2									
James Preston				1	3	1	1	1	1			3														
James Daugherty		2			1	2	1	1	1				1													
Agnesa Scott				1	1	2			1			2		3			1	1						3		
Charles Tinsch		2			1	2			1			1		2			1									
Mary Walters			1	2					3	1		1		1												
Jonas Walters				1		1			1			1		1												
Mary Smithson				2					2	1		1		1												
Labia L. Orman	2	1				1	1	1	1			1		1												
Nathan Dean	2					1	2	2	1			1		1												
David Flowers	1	2	1	1	1	2	1	1	1			1		1												
Elizabeth Green	1			1		1	1	1	1			1		1												
Audrew. W. W. W.	2			1		1	2		1			1		1												
John Stockdale				1	1	1	1	1	1			1		1												
Rowland Rogers	1	2	1			1	3	1	1			1		2												
William Magness	1		2		1	2		1	2			2		2												
Barnet Preston			1	11	1				2	1		2		3	5		1	1								
James Pellego	1			1		2		1	1			1		1												
Ernan Hoyle	1			1		1		1	1			1		1												
William Taylor						1			1			1														
William Tomble				1					1																	
Glenn Conroy				1					1																	
John Conroy	5				1			1	1			1														
Reuben Bonds	1	1			1	1	2	1	2	1		1		3	1	1	11	1	1	1						
Morris Malsby	1		1	1	1	3	1	1	1			1		1												
Edward De Sway	2			1	1	1	1	1	1			1		1												
Martha Baldwin				1		1		2	1			1		1												
Thomas Clark	2			1		2	1	1	1			1		1												
John Hannah	1	1	1	1					1	1		1		1												
John Renshaw	1	1		1	1				1	1		1		1												
John Porter	2	2							1	1		1		1												
Rebecca Preston			3						2	1		2		1												
Gilbert Murphy					1				1			1		1												
John Duff	1				1		1	1	1			1		1												
Francis Moxham		1	1	2		1	1	1	1			1		1												
William Pyle	1			1		1	1	1	1			1		2		2	1	1								
Ralph Pyle				1					1			1		1												
James Amos					1				1			1		1												
John Miller	2				1	3	1	1	1			1		1												
Carried over		113	83	29	85	83	58	118	58	70	73	48	1	116	20	10	11	29	12	11	4					

The number of Persons within my Division, consisting of 324 in the year one thousand eight hundred and twenty. Assistant to the Marshal of Maryland 369

Schedule of the whole number of Persons within the Division allotted to

Table with columns: Name of the County, Parish, Township, Town or City, where the Family resides; Free White Males (ages 10-16, 16-18, 18-20, 20-25, 25-30, 30-40, 40-50, 50-60, 60-70, 70-80, 80-90, 90-100); Free White Females (ages 10-16, 16-18, 18-20, 20-25, 25-30, 30-40, 40-50, 50-60, 60-70, 70-80, 80-90, 90-100); Slaves (Males: 14-20, 20-25, 25-30, 30-40, 40-50, 50-60, 60-70, 70-80, 80-90, 90-100; Females: 14-20, 20-25, 25-30, 30-40, 40-50, 50-60, 60-70, 70-80, 80-90, 90-100); Free Colored Persons (Males: 14-20, 20-25, 25-30, 30-40, 40-50, 50-60, 60-70, 70-80, 80-90, 90-100; Females: 14-20, 20-25, 25-30, 30-40, 40-50, 50-60, 60-70, 70-80, 80-90, 90-100).

Handwritten entries for the first section of the schedule, including names like John Mann, John A. Board, Ann Wheeler, etc., and their corresponding counts in the age categories.

Handwritten entries for the second section of the schedule, including names like Thomas Duff, Sarah Harrington, Jacob Fairwood, etc., and their corresponding counts in the age categories.

The number of Persons within my Division, consisting of *3rd District* years in a Schedule hereto annexed, subscribed by me, this *first* day of *December* in the year one thousand eight hundred and twenty. *John Guyton* Assistant to the Marshal of *Maryland* 369

Schedule of the whole number of Persons within the Division allotted to

Name of the County, Parish, Township, Town or City, where the Family resides.	Names & Heads of Families.	Free White Males.				Free White Females.				Slaves.				Free Colored Persons.										
		Free white males under ten years.	Free white males of ten and under sixteen.	Free white males between sixteen and twenty.	Free white males of twenty and under twenty-six, including heads of families.	Free white males of twenty-six and under forty-five, including heads of families.	Free white females under ten years of age.	Free white females of ten and under sixteen.	Free white females of sixteen and under twenty-six, including heads of families.	Free white females of twenty-six and under forty-five, including heads of families.	Males under fourteen.	Males of fourteen and under twenty-six.	Males of twenty-six and under forty-five.	Males of forty-five and upwards.	Females of (under) fourteen.	Females of fifteen and under twenty-six.	Females of twenty-six and under forty-five.	Females of forty-five and upwards.	Males under fourteen years.	Males of fourteen and under twenty-six.	Males of twenty-six and under forty-five.	Males of forty-five and upwards.	Females under fourteen years.	Females of fourteen and under twenty-six.

		131	72	32	89	104	77	132	73	99	89	08	1	22	20	02	27	14	16	57	7	21	14				
	Samuel Coale	3	1		1	1		1	1	1				2													
	William J. Meenan	4			1	1								1	3	2	2			2	3						
	John Sewell	7	2		1		1	1		1				1													
	Joshua Hirstard	1	2	1	6		1	2	1					1	3					1							
	Mary Meffler				1					1										1							
	Ruth Wilson				2				1	1	1			2						4	3						
	Arthur Curry	4	1		1		1	1		1																	
	John Coan				1		2	2						1	2	2	1	2									
	Thomas Hovey	1		1	1	4	2	2						1													
	Susanna Cooper					1	1					3		1		1	2	1									
	William Solso	1			1		3		1					1													
	John Slay	1			1		1		1					1													
	Hugh Hlaughy	2	1		1	1	1	2		1				1													
	Walter Cunningham	2			1		1			1																	
	Walter Harrod				1		1			1																	
	Henry Gay				1		1			1																	
333	Alvin Curtis	2		1	1	1				1	1																
	John Hean	3	2	1	1		1	1		1				1	2					1							
	Mary Ann Taylor						1	3		1				1						1							
	Mathew Hinward	1	1		1		1	3		2				1						2							

	Mary Bond			1	1			2	1	1				1	1	7	4		9	1	1	1					
	Joshua Meier			1		1	1		1					1		2			1	1							
	John James			1		1			2					1		1	1		2	1	1	1					
	William Morris	2						1	1	1				1		2			1	1							
	Calhoun	1				2	2		1					1		2			1								
334	John Harney	2				1		1	3		2			1													
	Isaac Thomas	1				1	3	1		1				1													
	Valter Hollingsworth	1	2		2	2	1	1		1	1			1													
	Abraham Spicer	1			1			2		1				1													
	Amelia Harris	1	3		2	1		1		1	2			2		2			2	1							
	Edward Mitchell	1			1	1		3	3	1	1			1													
	John Passer					2				1				1													
	James McKune	1			1		1		1					1													
	John McKee	1			1	3		1		1				1													
	Samuel Isaac	2	2		2		1	1	1					1													
	Samuel Smith														2	1		1									
	Prof. Amos M				1		1																				
	Mr. Buckingham	1			1			1		1				1													
	Arnold Meenan				1	1		2		1				1													

came over 189 101 39 109 131 93 133 74 130 111 01 1 30 14 48 30 27 82 35 27 19

The number of Persons within my Division, consisting of 3rd District of ... years in a Schedule hereto annexed, subscribed by me, this 1st day of December in the year one thousand eight hundred and twenty.

John Guyton

Assistant to the Marshal of Maryland

Schedule of the whole number of Persons within the Division allotted to

Table with columns: Name of the County, Parish, Township, Town or City, where the Family resides; Free White Males (subdivided by age groups); Free White Females (subdivided by age groups); Slaves (subdivided by gender and age groups); Free Colored Persons (subdivided by gender and age groups).

Handwritten entries for families 344 and 337. Includes names like Benjamin Benson, Abner Jones, John Hartan, Sarah Bond, John Jarvis, Joseph Bice, Arnold Rusk, Edward Buntow, Lloyd Handford, William Gordon, Alexander Neave, George Anderson, Mary Harry Hson, Jonas Thayer, Stephen Pyle, William Amos, David Preston, James Thomson, Bernard Thompson, John Anderson.

Handwritten entries for families 338 and 348. Includes names like William Carr, William Hughes, James Magness, James Ruff, William Smith of 2, Thomas Ford, John Curry, Andrew Redden, Daniel Flays, William Callahan, John Gaydog, Sarah Jordan, Robert Porter, Abolom Galloway, Aquila Galloway, Moses Preston, John Hiller, William M. Tadder.

Carried over 261 134 57 160 169 157 267 155 186 147 132 4 215 2 64 131 51 36 49 99 48 33 23

The number of Persons within my Division, consisting of 3 ... years in a Schedule hereto annexed, subscribed by me, this first day of ... in the year one thousand eight hundred and twenty.

Assistant to the Marshal of Maryland

Schedule of the whole number of Persons within the Division allotted to

Table with columns: Name of the County, Parish, Township, Town or City, where the Family resides; Free White Males (subdivided by age groups); Free White Females (subdivided by age groups); Slaves (subdivided by gender and age groups); Free Colored Persons (subdivided by gender and age groups).

Handwritten entries for the first section of the schedule, listing names like John Fairwood, Mimima Ellis, Mary Place, Elizabeth Mathews, Walter Walters, George Crespo, Daniel McNabb, Joseph Pico, Richard Lacey, Margaret Dever, Robert Hoar, Dominick Conner, Richard Webster, Richard Webster, William Woolsey, Sarah Verres, Mary Webster, Nicholas Blunder, Paul Sunday, and John Barton.

Handwritten entries for the second section of the schedule, listing names like William Oldricks, Thomas Lee, Abraham Andrews, William Andrews, John Pico, James Luce, William Divers, Evan Mitchell, Michael Gilbert, Andrew Buono, John Evans, Evan Evans, James Young, Bryant Mitchell, Frederick Mitchell, Francis Herbert, Mary Hawkins, Elizabeth Washer, Robert Clark, and John Clark.

The number of Persons within my Division, consisting of [redacted] years in a Schedule hereto annexed, subscribed by me, this [redacted] day of [redacted] in the year one thousand eight hundred and twenty.

[No. 1] [redacted] County
John Gayton
Assistant to the Marshal of Maryland

Schedule of the whole number of Persons within the Division allotted to

Table with 12 columns: Name of the County, Parish, Township, Town or City, where the Family resides; Free White Males (ages 10-64, 65+); Free White Females (ages 10-64, 65+); Slaves (Male/Female); Free Colored Persons (Male/Female).

Handwritten entries for families 348 and 349, listing names like Joseph Brown, Samuel Clastey, William H. Clastey, James H. Herbert, etc.

Handwritten entries for families 349 and 350, listing names like Richard D. Lee, William D. Lee, Leir Hearn, Samuel Doherty, Isaac Brown, etc.

Carried over 322 165 57 199 213 170 314 377 219 2169 0 257 0 92 169 80 43 60 139 04 41 30

The number of Persons within my Division, consisting of *3000* in the year one thousand eight hundred and twenty.

[No. 1.]

John Guyton Assistant to the Marshal of Maryland

Schedule of the whole number of Persons within the Division allotted to

Name of the County, Parish, Township, Town or City, where the Family resides.	Names of Heads of Families.	Free White Males.										Free White Females.					Slaves.					Free Colored Persons.				
		Males.					Females.					Males.		Females.			Males.		Females.							
		Free white males under ten years.	Free white males of ten and under sixteen.	Free white males between sixteen and twenty.	Free white males of sixteen and under twenty including heads of families.	Free white males of twenty and under forty-five including heads of families.	Free white males of forty-five and upwards including heads of families.	Free white females under ten years of age.	Free white females of ten and under sixteen.	Free white females of sixteen and under twenty including heads of families.	Free white females of twenty and under forty-five including heads of families.	Free white females of forty-five and upwards including heads of families.	Slaves under fourteen years.	Males of fourteen and under twenty-six.	Males of twenty-six and under forty-five.	Males of forty-five and upwards.	Females of under fourteen years.	Females of fourteen and under twenty-six.	Females of twenty-six and under forty-five.	Females of forty-five and upwards.	Males under fourteen years.	Males of fourteen and under twenty-six.	Males of twenty-six and under forty-five.	Males of forty-five and upwards.	Females under fourteen years.	Females of fourteen and under twenty-six.

<i>Proved</i>		369	150	64	209	230	191	347	187	231	215	182	5	268	7	101	157	99	48	64	158	73	50	34	
<i>William Curing</i>		3	1			1		1			1	1													
<i>William Welch</i>		1	1	1	1	2				1		1				1									
<i>Henry Ruff</i>							1	1			1			1		4	1	1		2	1				
<i>William Richardson</i>							1									1									
<i>John Allen</i>		1					1	1			1														
<i>Daniel Scott</i>					1	1					1					2	1	1	1		1				
<i>John Moores</i>			1	1	3			1	1		1				1	8		2		2	2	2	1		
<i>Thomas A. Hays</i>		1			2	2		4	2	1	1	1		1		5	5	1		2	2	3			
<i>Wakem an Dyer</i>						1		1		1					1	1			4		1				
<i>John McKenny</i>					1		1			1		1			1				2	2					
<i>Robert Richardson</i>		1				1	1	1		1		1		1							1				
<i>Jason Moore</i>		1				1				3	1			1		1	1		1	1					
<i>Joseph Robinson</i>					1		1			3	1	1		1		3	1		2		1				
<i>William Richardson</i>		1			1	1	1		1		1	1		1		2		1		1		1	1		
<i>James Wallace</i>							1							1											
<i>John Blaney</i>		1				1								1											
<i>William Mills</i>						1								1											
<i>William Cole</i>						1								1											
<i>Thomas Evans</i>						1								1											
<i>Thomas Mills</i>		1	1			1		1	1		1			1											
<i>Isaac Allen</i>		2	1	1	1	2		2		1	1			1											
<i>Henry Joy</i>		1		1	1	1				1				1											
<i>Sarah Bond</i>				1	3				1	1	2														
<i>Walter W. S. Hays</i>						1								1											
<i>Vincent Jeffery</i>		2		1	2	1			1		1	1		1											
<i>Stephen Jones</i>		1			1		1	2		1	1			1		1		1		2	2		1		
<i>Joshua Guyton</i>				1		1		1	2	1	1														1
<i>Henry A. Johns</i>				1	1		3	1		1				1											
<i>Joshua Guyton junr</i>					1									1											
<i>Samuel Bradford</i>		2				1								1											
<i>William Jordan</i>		1	1		1	1		1	2	1				2											
<i>John Giesner</i>		2				1			1	1				1											
<i>Israel D. Haulesby</i>		1	2			1		2		1										1					
<i>Sarah A. Richardson</i>		2						1	1	1				1											
<i>Sarah Rock hold</i>								1		1				1											
<i>Benjamin Hudson</i>														1											
<i>Reuben A. Davis</i>						1																			
<i>Benjamin Guyton</i>		1			1	1		1	1		1			2				1	3		1				
<i>Lucas Wolf</i>						1																			
<i>Proved</i>		391	193	70	234	217	203	367	204	248	237	196	8	272	15	116	211	112	53	68	175	90	57	37	2

The number of Persons within my Division, consisting of 3rd District, No. 1, 2 years in a Schedule hereto annexed, subscribed by me, this *first* day of *December* in the year one thousand eight hundred and twenty. *John Gayton* Assistant to the Marshal of *Maryland* 368

Schedule of the whole number of Persons within the Division allotted to

Name of the County, Parish, Township, Town or City, where the Family resides.	Names of Heads of Families.	Free White Males.										Free White Females.		Slaves.					Free Colored Persons.							
														Males.		Females.			Males.		Females.					
		Free white males under ten years.	Free white males of ten and under sixteen.	Free white males between sixteen and eighteen.	Free white males of sixteen and under twenty six, including heads of families.	Free white males of twenty six and under forty five, including heads of families.	Free white males of forty five and upwards, including heads of families.	Free white females under ten years of age.	Free white females of ten and under sixteen.	Free white females of sixteen and under twenty six, including heads of families.	Free white females of twenty six and under forty five, including heads of families.	Free white females of forty five and upwards, including heads of families.	Slaves under fourteen.	Males of fourteen and under twenty six.	Males of twenty six and under forty five.	Males of forty five and upwards.	Females of under fourteen.	Females of fourteen and under twenty six.	Females of twenty six and under forty five.	Females of forty five and upwards.	Males under fourteen years.	Males of fourteen and under twenty six.	Males of twenty six and under forty five.	Males of forty five and upwards.	Females under fourteen years.	Females of fourteen and under twenty six.

<i>Not found</i>																											
<i>Ben Bond</i>																											
<i>Ben Bradford</i>																											
<i>Mapper Talbot</i>																											
<i>Bee Toogood</i>																											
<i>Henry Mason</i>																											
<i>Henry Preston</i>																											
<i>Cordelia Black</i>																											
<i>Charles Smith</i>																											
<i>Sam Bond</i>																											
<i>Hannah Lambson</i>																											
<i>Bush Bond</i>																											
<i>Bee Dy</i>																											
<i>Not Bond</i>																											
<i>Bee Duke</i>																											
<i>Stephen Mathews</i>																											
<i>Not Bond found</i>																											
<i>Jeff Brown</i>																											
<i>Cordelia Walton</i>																											
<i>Barby Preston</i>																											

<i>Hannah Bond</i>																											
<i>Mary Preston</i>																											
<i>Joshua Walters</i>																											
<i>Jeff Brown</i>																											
<i>Melley Young</i>																											
<i>Sam Osborn</i>																											
<i>Sam Dallas</i>																											
<i>David Coleman</i>																											
<i>Hannah Hays</i>																											
<i>Nat Prutler</i>																											
<i>Dan Coover</i>																											
<i>Jack Billington</i>																											
<i>Bee Scott</i>																											
<i>Moses Parsons</i>																											
<i>Benjⁿ Sheldon</i>																											
<i>Rachel Copeland</i>																											
<i>Hannah Giles</i>																											
<i>Thomas Walters</i>																											
<i>Bush Job</i>																											
<i>Carried over</i>																											

The number of Persons within my Division, consisting of 3rd District, Washington County, appears in a Schedule hereto annexed, subscribed by me, this first day of December in the year one thousand eight hundred and twenty.

[No. 1.]
John Gayton
Assistant to the Marshal of Maryland

324

Schedule of the whole number of Persons within the Division allotted to

Name of the County, Parish, Township, Town or City, where the Family resides.	Names of Heads of Families.	Free White Males.											Free White Females.					Slaves.		Free Colored Persons.									
		Free White Males					Free White Females					Males	Females	Males		Females													
		Free white males under ten years.	Free white males of ten and under sixteen.	Free white males between sixteen and upwards, including heads of families.	Free white males of sixteen and upwards, including heads of families.	Free white males of twenty and upwards, including heads of families.	Free white females under ten years of age.	Free white females of ten and under sixteen.	Free white females of sixteen and upwards, including heads of families.	Free white females of twenty and upwards, including heads of families.	Free white females of twenty and upwards, including heads of families.	Free white females of twenty and upwards, including heads of families.	Foreigners not naturalized.	Number of persons engaged in Commerce.	Number of persons engaged in Manufactures.	Males under fourteen years.	Males of fourteen and under twenty six.	Males of twenty six and under forty five.	Males of forty five and upwards.	Females of under fourteen years.	Females of fourteen and under twenty six.	Females of twenty six and under forty five.	Females of forty five and upwards.	Males under fourteen years.	Males of fourteen and under twenty six.	Males of twenty six and under forty five.	Males of forty five and upwards.	Females under fourteen years.	Females of fourteen and under twenty six.

Brookston
Abraham Keel
Sam. Noyce
Mariah
Mera
Judy Mason
Samuel Cain

28	4	41	15	23	24	42	20	26	16
1									
1									2
1									
1									
29	4	43	15	25	27	45	23	27	20

Recapitulation

Free white Males	under 10 years	392
Ditto	of 10 and under 16	194
Ditto	16 to 25	242
Ditto	25 to 45	262
Ditto	45 and upwards	219
		<u>1309</u>
Free white Females	under 10 years	368
Ditto	of 10 and under 16	205
Ditto	16 to 25	249
Ditto	25 to 45	245
Ditto	45 and upwards	207
		<u>1274</u>
Foreigners not naturalized		11

351

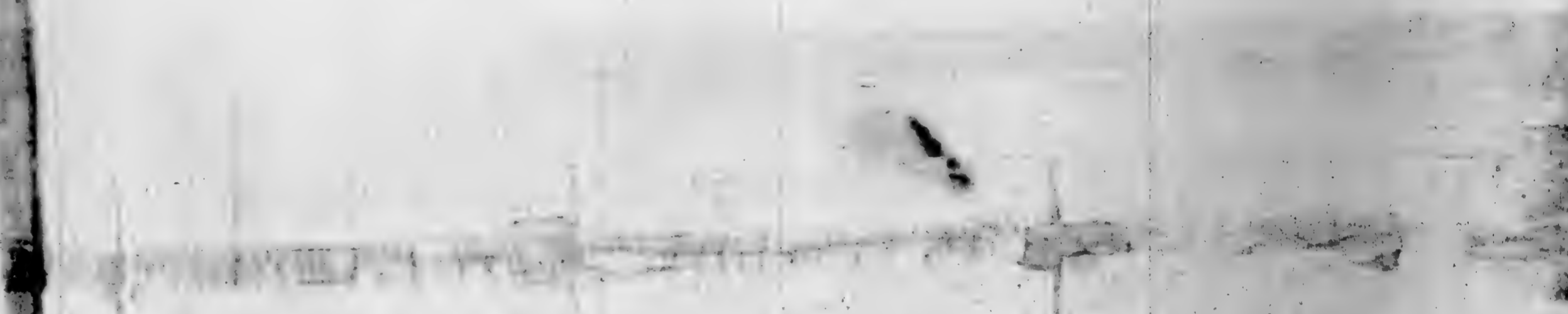
Ditto	in Commerce	16
Ditto	Manufactures	121
Male Slaves	under 14 years	211
Ditto	of 14 and under 25	112
Ditto	25 to 45	55
Ditto	45 and upwards	65
		<u>440</u>
Female Slaves	under 14 years	173
Ditto	of 14 and under 25	90
Ditto	25 to 45	57
Ditto	45 and upwards	38
		<u>350</u>
Free Coloured Males	under 14 years	43
Ditto	of 14 and under 25	15
Ditto	25 to 45	25
Ditto	45 and upwards	27
		<u>110</u>
Free Coloured Females	under 14 years	43
Ditto	of 14 and under 25	23
Ditto	25 to 45	27
Ditto	45 and upwards	20
		<u>110</u>
Free Coloured persons engaged in Agriculture		29
Ditto	Manufactures	4
		<u>3611</u>

51

We hereby certify that a correct copy of the original schedule signed by the said John Gayton has been set up and remains at one of the most public places within the division open to the inspection of all concerned.

Thomas M. Miller
Elisha Gayton
January 15th 1821

18 - 97
C. ...
4
6th ...



<

Census or enumeration of
the 4th Election District
in Harford County, Md.
1820
52

4

The number of Persons within my Division, consisting of *White & colored* appears in a Schedule hereto annexed, subscribed by me, this *first* day
 of *December* in the year one thousand eight hundred and twenty-*two* Assistant to the Marshal of *Maine* 409

Schedule of the whole number of Persons within the Division allotted to

Name of the County, Parish, Township, Town or City, where the Family resides.	Names of Heads of Families.	Free White Males.							Free White Females.					Slaves.			Free Colored Persons.											
		Free white males under ten years.	Free white males of ten and under sixteen.	Free white males between sixteen and age twenty.	Free white males of twenty and under forty-five, including heads of families.	Free white males of forty-five and upwards, including heads of families.	Free white females under ten years of age.	Free white females of ten and under sixteen.	Free white females of sixteen and under twenty-five, including heads of families.	Free white females of twenty-five and under forty-five, including heads of families.	Free white females of forty-five and upwards, including heads of families.	Males under fourteen.	Males of fourteen and under twenty-six.	Males of twenty-six and under forty-five.	Males of forty-five and upwards.	Females of under fourteen.	Females of fourteen and under twenty-six.	Females of twenty-six and under forty-five.	Females of forty-five and upwards.	Males under fourteen years.	Males of fourteen and under twenty-six.	Males of twenty-six and under forty-five.	Males of forty-five and upwards.	Females under fourteen years.	Females of fourteen and under twenty-six.	Females of twenty-six and under forty-five.	Females of forty-five and upwards.	
		to 10	to 16	16 to 26	26 to 45	45, &c.	to 10	to 16	16 to 25	25 to 45	45.	to 14	to 26	to 45	45, &c.	to 14	to 26	to 45	45, &c.	to 14	to 26	to 45	45, &c.	to 14	to 26	to 45	45, &c.	
<i>4th District in York County</i>																												
<i>John K. ...</i>																												
<i>356</i>	<i>Isaac ...</i>																											
	<i>Isabella ...</i>																											
	<i>John ...</i>																											
	<i>John ...</i>																											
	<i>John ...</i>																											
	<i>John ...</i>																											
	<i>John ...</i>																											
	<i>John ...</i>																											
	<i>John ...</i>																											
	<i>John ...</i>																											
	<i>John ...</i>																											
	<i>John ...</i>																											
	<i>John ...</i>																											
	<i>John ...</i>																											
	<i>John ...</i>																											
	<i>John ...</i>																											
	<i>John ...</i>																											
	<i>John ...</i>																											

The number of Persons within my Division, consisting of *100* persons in a Schedule hereto annexed, subscribed by me, this *first* day of *December* in the year one thousand eight hundred and twenty *two*. *John G. ...* Assistant to the Marshal of *Maryland* 409

Schedule of the whole number of Persons within the Division allotted to

Name of the County, Parish, Township, Town or City, where the Family resides.	Names of Heads of Families.	Free White Males.										Free White Females.					Slaves.					Free Colored Persons.							
		Males.					Females.					Males.					Females.												
		to 10	to 16	16 to 18	16 to 26	to 45	45, &c.	to 10	to 16	to 20	to 45	45, &c.	Males under fourteen.	Males of fourteen and under twenty-six.	Males of twenty-six and under forty-five.	Males of forty-five and upwards.	Females of under fourteen.	Females of fourteen and under twenty-six.	Females of twenty-six and under forty-five.	Females of forty-five and upwards.	Males under fourteen years.	Males of fourteen and under twenty-six years.	Males of twenty-six and under forty-five years.	Males of forty-five and upwards.	Females under fourteen years.	Females of fourteen and under twenty-six years.	Females of twenty-six and under forty-five years.	Females of forty-five and upwards.	
<i>4th Election District in ...</i>		38	15	7	10	29	20	35	23	11	10	0	11	1	11	0	0	1	0	0									
<i>323</i>	<i>James Smith</i>						2	1																					
	<i>William H. ...</i>																												
	<i>Joseph Ashton</i>	1	1																										
	<i>Joseph ...</i>	2																											
	<i>James ...</i>	2																											
	<i>Baron ...</i>																												
	<i>Lancelot ...</i>																												
	<i>Richard ...</i>																												
	<i>George England</i>																												
	<i>Ann Garrison</i>	1																											
	<i>John Scarp</i>	3																											
	<i>Hannah Scarp</i>	2																											
	<i>Edmund S. Scarp</i>	1																											
	<i>Basil ...</i>	1																											
	<i>George ...</i>																												
	<i>Elizabeth ...</i>																												
	<i>William ...</i>	3																											
	<i>Hugh ...</i>	2																											
	<i>Ladies ...</i>																												
	<i>Claudius ...</i>	1																											
	<i>James ...</i>	1																											
	<i>William ...</i>	1																											
	<i>Mary ...</i>																												
	<i>John ...</i>	3																											
	<i>Charles ...</i>																												
	<i>John ...</i>																												
	<i>George ...</i>																												
	<i>John ...</i>	2																											
	<i>Thomas ...</i>																												
	<i>John ...</i>	1																											
	<i>William ...</i>																												
	<i>Richard ...</i>																												
	<i>John ...</i>																												
	<i>John ...</i>	1																											
	<i>John ...</i>																												
	<i>John ...</i>	4	2																										
	<i>John ...</i>	1																											
	<i>John ...</i>																												
	<i>John ...</i>	28																											

The number of Persons within my Division, consisting of *1000* persons in a Schedule hereto annexed, subscribed by me, this *first* day of *December* in the year one thousand eight hundred and twenty *two*. *John Gaylor* Assistant to the Marshal of *Maryland*

Schedule of the whole number of Persons within the Division allotted to

Name of the County, Parish, Township, Town or City, where the Family resides.	Names of Heads of Families.	Free White Males										Free White Females					Slaves				Free Colored Persons					
																	Males		Females		Males		Females			
		Free white males under ten years.	Free white males of ten and under sixteen.	Free white males sixteen years and upwards, including heads of families.	Free white males of sixteen and under twenty years, including heads of families.	Free white males of twenty and under forty years, including heads of families.	Free white males of forty-five and upwards, including heads of families.	Free white females under ten years of age.	Free white females of ten and under sixteen.	Free white females of sixteen and under twenty years, including heads of families.	Free white females of twenty and under forty years, including heads of families.	Free white females of forty-five and upwards, including heads of families.	Males under fourteen.	Males of fourteen and under twenty years.	Males of twenty and under forty years.	Males of forty-five and upwards.	Females of under fourteen.	Females of fourteen and under twenty years.	Females of twenty and under forty years.	Females of forty-five and upwards.	Males under fourteen years.	Males of fourteen and under twenty years.	Males of twenty and under forty years.	Males of forty-five and upwards.	Females under fourteen years.	Females of fourteen and under twenty years.
to 10	to 16	16 to 26	26 to 45	45, &c.	to 10	to 16	to 26	to 45	45, &c.	to 14	to 20	to 45	45, &c.	to 14	to 20	to 45	45, &c.	to 14	to 20	to 45	45, &c.	to 14	to 20	to 45	45, &c.	

<i>Geo. over</i>		250	121	32	119	157	41	210	226	136	155	2	94	2	1	1	1	1	1	1	1	1	1	1	1	1	1	1
<i>William Cunningham</i>			1	1	1	1																						
<i>Samuel M. Steiner</i>																												
<i>Rev. George Meade</i>					2	1																						
<i>Henry Beck</i>		2	1							3																		
<i>Jacob Bradenbault</i>																												
<i>Charles Tolson</i>		2																										
<i>John Alman</i>																												
<i>Joseph Hancock</i>																												
<i>Henry Woodsham</i>		2																										
<i>Simon Sluder</i>				1	2		1	2	1																			
<i>Hugh Poles</i>																												
<i>John Frederick</i>		1																										
<i>Richard H. Henderson</i>		3																										
<i>Leah Henderson</i>					2	2		1		1		1																
<i>John Bess</i>						1	1				2	1																
<i>Mathew Medley</i>					2	2	1	3		1		1																
<i>David Meant</i>		2	1																									
<i>Nicholas Thaw</i>		2																										
<i>John Kirkwood</i>		3	1																									
<i>Robert Kirkwood</i>		1																										

<i>James Handman</i>		2																										
<i>George McCoskock</i>		3																										
<i>John McCoskock</i>																												
<i>James Lumpkin</i>		2																										
<i>John McCoskock</i>																												
<i>John McCoskock</i>																												
<i>Abraham Clapp</i>		3	2																									
<i>Benjamin Cox</i>		4																										
<i>Thomas W. Cox</i>		1																										
<i>George Carter</i>																												
<i>John Thompson</i>																												
<i>Abel Lusk</i>		1																										
<i>Samuel H. Lusk</i>		1	2																									
<i>James Regler</i>																												
<i>Martha Regler</i>																												
<i>David Regler</i>		1																										
<i>Susannah Regler</i>																												
<i>John Regler</i>																												

292 133 40 101 153 120 140 161 161 125 128 328 4 30 13 55 20 13 0 15 21 14

The number of Persons within my Division, consisting of _____ in the year one thousand eight hundred and twenty _____

is contained in a Schedule hereto annexed, subscribed by me, this _____ day _____ Assistant to the Marshal of Maryland

Schedule of the whole number of Persons within the Division allotted to _____

Table with columns: Name of the County, Parish, Township, Town or City, where the Family resides; Free White Males (subdivided by age groups); Free White Females (subdivided by age groups); Slaves (subdivided by gender and age); Free Colored Persons (subdivided by gender and age). Includes sub-totals for all groups.

Handwritten data table listing names and corresponding counts for various age and gender categories. Includes names like Mary Vance, Thomas Miller, Nathan Lewis, Samuel Lewis, Thomas Arnoff, Benjamin Anderson, William Anderson, John Turner, John Evans, Elizabeth Amos, Joshua Rutledge, Alice Tracey, Edward Tracey, William Amos, James Amos, John Carson, Mr. Amos of the ... , William Amos, Cassandra Amos, Isaac Curry.

Handwritten data table listing names and corresponding counts for various age and gender categories. Includes names like Mary Amos, John Gladders, Abraham Rutledge, Edward Rutledge, Thomas Butler, John Lewis, Samuel Whitaker, Elizabeth Bonshaw, Thomas Thomson, William Smith, Washington Thomas, Sarah Thomas, Amos ... , Francis Lytle, William Baldwin, Ann Price, James B. Amos, Sarah Amos, Joshua Smith, Frederick James.

The number of Persons within my Division, consisting of *409* appears in a Schedule hereto annexed, subscribed by me, this *first* day of *November* in the year one thousand eight hundred and twenty *two*. *John Gaylor* Assistant to the Marshal of *Marshall* 409

Schedule of the whole number of Persons within the Division allotted to

Name of the County, Parish, Township, Town or City, where the Family resides.	Names of Heads of Families.	Free White Males							Free White Females				Slaves				Free Colored Persons.				All other persons except Indians not taxed													
		Free white males under ten years	Free white males of ten and under sixteen	Free white males between sixteen and twenty	Free white males of twenty and under twenty-five	Free white males of twenty-five and under thirty	Free white males of thirty and upwards, including heads of families	Free white males of forty and upwards, including heads of families	Free white females under ten years of age	Free white females of ten and under sixteen	Free white females of sixteen and under twenty	Free white females of twenty and under twenty-five	Free white females of twenty-five and under thirty	Free white females of thirty and upwards, including heads of families	Males under fourteen	Males of fourteen and under twenty	Males of twenty and under forty-five	Males of forty-five and upwards	Females of (under) fourteen	Females of (under) twenty		Females of twenty and under forty-five	Females of forty-five and upwards	Males under fourteen years	Males of fourteen and under twenty	Males of twenty and under forty-five	Males of forty-five and upwards	Females under fourteen years	Females of fourteen and under twenty	Females of twenty and under forty-five	Females of forty-five and upwards			
<i>4th Election District in Norfolk</i>		to 10	to 16	16 to 20	20 to 25	25 to 30	30 &c.	to 10	to 16	to 20	to 25	25 to 30	30 &c.	to 14	to 20	to 45	45 &c.	to 14	to 20	to 45	45 &c.	to 14	to 20	to 45	45 &c.	to 14	to 20	to 45	45 &c.	to 14	to 20	to 45	45 &c.	

Recapitulation

<i>White Males</i>	<i>under 10 years</i>	<i>377</i>
<i>Do</i>	<i>10 to 16 years</i>	<i>164</i>
<i>Do</i>	<i>16 to 20 years</i>	<i>195</i>
<i>Do</i>	<i>20 to 25 years</i>	<i>239</i>
<i>Do</i>	<i>25 to 30 years</i>	<i>182</i>
<i>Do</i>	<i>30 &c.</i>	<i>1152</i>
<i>White Females</i>	<i>under 10 years</i>	<i>313</i>
<i>Do</i>	<i>10 to 16 years</i>	<i>194</i>
<i>Do</i>	<i>16 to 20 years</i>	<i>213</i>
<i>Do</i>	<i>20 to 25 years</i>	<i>180</i>
<i>Do</i>	<i>25 to 30 years</i>	<i>136</i>
<i>Do</i>	<i>30 &c.</i>	<i>1071</i>
<i>Persons engaged in the culture of Tobacco</i>		<i>420</i>
<i>Do</i>		<i>6</i>

<i>Male Slaves</i>	<i>under 14 years</i>	<i>120</i>
<i>Do</i>	<i>14 years and under 20</i>	<i>79</i>
<i>Do</i>	<i>20 to 45 years</i>	<i>47</i>
<i>Do</i>	<i>45 years and upwards</i>	<i>18</i>
<i>Female Slaves</i>	<i>under 14 years</i>	<i>120</i>
<i>Do</i>	<i>14 years and under 20</i>	<i>77</i>
<i>Do</i>	<i>20 to 45 years</i>	<i>37</i>
<i>Do</i>	<i>45 years and upwards</i>	<i>24</i>
<i>Free Colored Persons</i>	<i>under 14 years</i>	<i>13</i>
<i>Do</i>	<i>14 years and under 20</i>	<i>11</i>
<i>Do</i>	<i>20 to 45 years</i>	<i>8</i>
<i>Do</i>	<i>45 years and upwards</i>	<i>1</i>
<i>Free Colored Persons</i>	<i>under 14 years</i>	<i>14</i>
<i>Do</i>	<i>14 years and under 20</i>	<i>13</i>
<i>Do</i>	<i>20 to 45 years</i>	<i>1</i>
<i>Do</i>	<i>45 years and upwards</i>	<i>1</i>

<i>10</i>	<i>13</i>	<i>12</i>	<i>8</i>	<i>0</i>	<i>12</i>	<i>9</i>	<i>4</i>	<i>6</i>
	<i>1</i>				<i>1</i>	<i>1</i>	<i>1</i>	
					<i>1</i>			
	<i>1</i>					<i>1</i>	<i>1</i>	
			<i>1</i>					<i>1</i>
<i>11</i>	<i>15</i>	<i>12</i>	<i>8</i>	<i>7</i>	<i>14</i>	<i>12</i>	<i>6</i>	<i>9</i>

CERTIFICATE, to be signed by two respectable Inhabitants of the Division, and returned, annexed to the Schedule (No. 1.) by the Assistant to the Marshal.

We hereby certify, that a correct copy of the above Schedule, signed by the said *John Gaylor*, has been set up and remained at the office of the Marshal within the division, open to the inspection of all concerned.

John Gaylor
15 1821

Alex. Thomas
Water

The number of Persons within my Division, consisting of _____, appears in a Schedule hereto annexed, subscribed by me, this _____ day of _____ in the year one thousand eight hundred and twenty. _____ Assistant to the Marshal of _____

Schedule of the whole number of Persons within the Division allotted to _____

Table with columns: Name of the County, Parish, Township, Town or City, where the Family resides; Names of Heads of Families; Free White Males (ages to 10, 10-16, 16-18, 18-20, 20-43, 43 & over); Free White Females (ages to 10, 10-16, 16-25, 25-43, 43 & over); Slaves (Males/Females ages to 14, 14-20, 20-43, 43 & over); Free Colored Persons (Males/Females ages to 14, 14-20, 20-43, 43 & over). Includes a note: 'All other persons except Indians not taxed.'

Handwritten list of names and corresponding numerical counts in columns, matching the structure of the table on page 68. Includes names like John Ewall, William Jones, George McCausland, James Wilson, Michael H. McLaughlin, Simon Fitzgerald, Eleanor Davis, Richard Ewall, Thomas James, John Howe, Sarah Beatty, John Stewart, John Howard, Rachel Deane, Susanna Nelson, Nathan Smith, Henry Dobson, Catherine Gault, Robert McCausland.

The number of Persons within my Division, consisting of _____, appears in a Schedule hereto annexed, subscribed by me, this _____ day of _____ in the year one thousand eight hundred and twenty. Assistant to the Marshal of _____

68

Schedule of the whole number of Persons within the Division allotted to _____

Name of the County, Parish, Township, Town or City, where the Family resides.	Name of Heads of Families.	Free White Males										Free White Females					Slaves										Free Colored Persons				
		Males					Females					Males					Females					Males					Females				
		to 10	to 16	16 to 18	18 to 20	20 to 45	13, &c.	to 10	to 16	16 to 20	to 45	13, &c.	Males under fourteen	Males of fourteen and under twenty-six	Males of twenty-six and under forty-five	Males of forty-five and upwards	Females of (under) fourteen	Females of fourteen and under twenty-six	Females of twenty-six and under forty-five	Females of forty-five and upwards	Males under fourteen years	Males of fourteen and under twenty-six	Males of twenty-six and under forty-five	Males of forty-five and upwards	Females under fourteen years	Females of fourteen and under twenty-six	Females of twenty-six and under forty-five	Females of forty-five and upwards			

Brook over		62	20	5	1	31	25	63	35	27	43	21	3	27	4	15	4	3	1	4	2	1	1	5	5	1	7	2	525	
George Amos		1				1	1							3						1	1									
Thomas Gay		1				1	1	2	2		2	2		1						1							1			
William Stanger		2	1			1		2			1			1						1	3									
Ezekiel Jones		1				1	2		2	1				2																
Thomas Williamson		1	1	1		1	2				1			2																
Ezekiel Barnette		1	1	1		1		5	1		1																			
Nathan Lancaster								1						1																
Robert Gower		3	1			3	1	3	1											1	1									
David Reese		1				1		1		2	1			2																
Charles Whart				1	2									1																
John Scarborough		1				1		1			1			1																
John Butler		1	1	1		1	4	1		1				2																
John Rice		1	2			1		4		1																				
John Waddell		1				1					1			1																
John Moore		3	1	1	2		1	4	1	2	1			5																
John Cropper		1	1	2		1		1			1																			
Samuel Morgan						1		2			1			1																
John Pegg				1	2		1		2		2			3																
Nathan Pyle		2				1		2	2		1	1																		
Josiah Johnson		1		2	1	1	2	1	2		1			4																

Aquila Amos		1					2	3	1		1			1																	
Walter Fletcher		1				1		1		1																					
William Cooney				1	1	2				1				2																	
William Day		1				1		3			1																				
Luke Deaton		1				1		3			1			1																	
David Eaton		1	1	1		1		1			1			2																	
Amos Jones				1	3	1	1				1			1																	
Bennet Wheeler						2								2																	
James Reed				1		1		2		1				2																	
Thomas Brooks		2	2	1	3		1				1																				
Samuel Pickett		1	1	1	1	1		2		1	1			1																	
Saliz Keturwood		1	2			1					1	1		1																	
John Robinson		2			1	1		2			1																				
Samuel Leonard						1		1		1				1																	
Isaac Hawkins		3				1		2			1																				
David Williams		1				2								1																	
Richard Smith		2				1	2				1			1																	
John Messers		4	1			1					1																				
David over		65	48	17	51	21	46	121	57	43	80	38	3	68	1	32	12	6	3	2	7	10	3	3	1	5	1	8	2	2	122

The number of Persons within my Division, consisting of *380* in the year one thousand eight hundred and twenty.

[No. 1.]

appears in a Schedule hereto annexed, subscribed by me, this *first* day

Assistant to the Marshal of *Maryland*

68

Schedule of the whole number of Persons within the Division allotted to *Edward Herr*

528

Name of the County, Parish, Township, Town or City, where the Family resides.	Name of Heads of Families.	Free White Males										Free White Females					Slaves					Free Colored Persons				
		Males					Females					Males					Females									
		to 10	to 16	to 18	to 20	to 45	45, &c.	to 10	to 16	to 20	to 45	45, &c.	to 14	to 20	to 25	45, &c.	to 14	to 20	to 25	45, &c.	to 14	to 20	to 25	45, &c.		
<i>380</i>	<i>John Alexander</i>	1	2		1		2		1		1															
	<i>James Alexander</i>	2			1		2	1			1															
	<i>James Hurren</i>		1		2		3				1															
	<i>John W. Walker Jr</i>	1	1		1		1				1															
	<i>John Rodgers</i>				1						1															
	<i>Sarah (Larrault)</i>		1	1			1				1															
	<i>John Rodgers</i>	1			1						1															
	<i>Daniel Henley</i>	2			1		1				1															
	<i>Harvey Stokes</i>		1		1				1		1															
	<i>John Day</i>	1	1	2		1	3	2		2		3			1											
	<i>Daniel Chipman</i>	2			1				1	1																
	<i>William Gladden</i>	1		2		1	1	2			1				3											
	<i>Samuel Worthington</i>	3			1		2	1	2		1				1				2		1	1				
	<i>Thomas Sigdon</i>				1				2	1					1			2	1	1						
	<i>David Thomas</i>				1						1				1											
	<i>William Scarborough</i>	2			3	1			1						3											
<i>388</i>	<i>James Wells</i>	2	2				1	4	1		1				1											
	<i>John Evans</i>			1	1						1				1											
	<i>Samuel Rodgers</i>	2	1		1				1		1				1											
	<i>William Forsyth</i>	2	1		1	1		2	1		1				2											
	<i>Sarah Forsythe</i>	2							1		1				1											
	<i>Mathew Morrison</i>	1	1				1	2	1		1				1											
	<i>John Morrison</i>	1	1		1		4	1		1					1											
	<i>Henry Moore</i>	2	1		1		1				1				1											
	<i>Reuben Jones</i>	1			1	1					1	1			2											
<i>389</i>	<i>William Clark</i>	4	1		1		2		1		1				1											
	<i>Joseph Jones</i>	3			1	1	1	1		1					1											
	<i>John Jones</i>	2	1		1		2	2		1					1											
	<i>Simon Brown</i>	1	1		1		3			1					1											
	<i>William Aikens</i>	3		2	1	2	2	1		1					5											
	<i>Nicholas Morris</i>	2			1		1			1					1											
	<i>Fanny Jones</i>		1	1	1						1				1											
	<i>Agnes King</i>							2	1	1																
	<i>Nicholas Gray</i>	3			1		4		1						1											
	<i>Mordocai Thomas</i>	2			1		1		1		1				1											
	<i>James Moore</i>	2	1		1		2	2	1	1	1				1											
	<i>Elizabeth Whiteford</i>			1					2	1					2	1										
	<i>Bugh Whiteford</i>	2			1		1	1	1	2					1											

109 *Edward Herr* 193 84 26 57 118 80 208 90 83 122 65 3 157 4 47 19 14 4 7 18 16 5 5 10 6 3 2 9 2 3 2 *109*

The number of Persons within my Division, consisting of _____ of _____ in the year one thousand eight hundred and twenty.

[No. 1.]

appears in a Schedule hereto annexed, subscribed by me, this _____ day

Assistant to the Marshal of Maryland

68

380

Schedule of the whole number of Persons within the Division allotted to Edward Herr

523

Name of the County, Parish, Township, Town or City, where the Family resides.	Names of Heads of Families.	Free White Males				Free White Females				Persons not enumerated.	Number of persons engaged in Agriculture.	Number of persons engaged in Commerce.	Number of persons engaged in Manufactures.	Slaves.			Free Colored Persons.			All other persons except Indians not taxed.
		Males.		Females.		Males.		Females.												
		to 10	to 16	to 14	to 20	to 14	to 20	to 14	to 20											

	Dist. over	67	163	60	153	210	133	36	155	198	230	136	3	359	6	104	68	47	26	13	55	45	13	12	32	28	9	3	95	12	15	3	
378	Joseph Cunningham	1	1	1		1					1			2																			
	Jacob Balderson								1	1																							
	Thomas Barnett									1																							
	Manafah Bassett	3								3	1			1																			
	James Barnett										2	1		1																			
	Theophilus Scarborough	2							2		1																						
	Thomas Demoff	1										1																					
	John Galbraith	3	1						1			2																					
	Michael Huff	2	3							2		1																					
	Abraham Huff										1																						
	Mary How	1	1									2	1																				
	Euclidus Scarborough	2	1									1																					
	Nicholas Boyd				1					1																							
398	Isaac Henry			2	1	1			1	1						2																	
	Margaret Wells	1										2																					
	John Barrow	2										1																					
	John Pope	1				1																											
	Robert Morgan	1				2			2	1																							
	Richard King	1									1																						
	Mary Keaf		1	1																													
	Sarah Smith										1																						

511

399

3

397 155 65 199 226 176 359 264 221 234 155 5 372 6 115 69 51 26 13 59 45 17 13 55 31 10 6 26 13 14 3

The number of Persons within my Division, consisting of _____ of _____ in the year one thousand eight hundred and twenty.

[No. 1.]

appears in a Schedule hereto annexed, subscribed by me, this _____ day

Assistant to the Marshal of Maryland

68

380

Schedule of the whole number of Person within the Division allotted to Edward Harris

528

Name of the County, Parish, Township, Town or City, where the Family resides.	Names of Heads of Families.	Free White Males.							Free White Females.							Persons not enumerated.	Number of persons engaged in Commerce.	Number of persons engaged in Manufactures.	Slaves.							Free Colored Persons.										
		Free white males under ten years.	Free white males of ten and under sixteen.	Free white males between sixteen and twenty.	Free white males of sixteen and under twenty-six, including heads of families.	Free white males of twenty-six and under forty-five, including heads of families.	Free white males of forty-five and upwards, including heads of families.	Free white females under ten years of age.	Free white females of ten and under sixteen.	Free white females of sixteen and under twenty-six, including heads of families.	Free white females of twenty-six and under forty-five, including heads of families.	Free white females of forty-five and upwards, including heads of families.	Males under fourteen years.	Males of fourteen and under twenty-six.	Males of twenty-six and under forty-five.				Males of forty-five and upwards.	Females of twenty-six and under forty-five.	Females of forty-five and upwards.	Males under fourteen years.	Males of fourteen and under twenty-six.	Males of twenty-six and under forty-five.	Males of forty-five and upwards.	Females of fourteen and under twenty-six.	Females of twenty-six and under forty-five.	Females of forty-five and upwards.								
		to 10	to 16	to 16	to 16	to 26	to 43	43, &c.	to 10	to 16	to 26	to 43	43, &c.				to 14	to 20	to 43	43, &c.	to 14	to 26	to 43	43, &c.	to 14	to 26	to 43	43, &c.	to 14	to 26	to 43	43, &c.				

Jane Harris
Edward Harris
Lucey Barnes
Samuel Scott
Thomas Hopkins
Moses Harris
Abraham Memore
Tony Bond
Roger Chew
Samuel Preston
Philip Morgan
Melaway Lee
William Mizz
Dampier Miller
Safer Lee
Elther Hopkins
Samuel Ruff
Edward Smith
Abraham Billings
Jane Gray

36

1

80 45 27 28 78 25 39 2

1

1

5

5

4

1

2

2

1

1

1

4

3

3

1

4

1

4

1

1

1

6

402

John Bond
Alexander Grant

17

3

107 55 34 46 102 35 47 43

The number of Persons within my Division, consisting of *the*
of *December* in the year one thousand eight hundred and twenty.

[No. 1.]

appears in a Schedule hereto annexed, subscribed by me, this *first* day

Assistant to the Marshal of *Maryland*

68

380

Schedule of the whole number of Persons within the Division allotted to *Edward Herr*

528

Name of the County, Parish, Township, Town or City, where the Family resides.	Name of Heads of Families.	Free White Males.					Free White Females.					Slaves.					Free Colored Persons.											
		Free white male under ten years	Free white males of ten and under sixteen.	Free white male between sixteen and twenty.	Free white male of sixteen and under twenty-six, including heads of families.	Free white male of twenty-six and under forty-five, including heads of families.	Free white male of forty-five and upwards, including heads of families.	Free white female under ten years of age.	Free white female of ten and under sixteen.	Free white female of sixteen and under twenty-six, including heads of families.	Free white female of twenty-six and under forty-five, including heads of families.	Free white female of forty-five and upwards, including heads of families.	Males under fourteen.	Males of fourteen and under twenty-six.	Males of twenty-six and under forty-five.	Males of forty-five and upwards.	Females of under fourteen.	Females of fourteen and under twenty-six.	Females of twenty-six and under forty-five.	Females of forty-five and upwards.	Males under fourteen years.	Males of fourteen and under twenty-six.	Males of twenty-six and under forty-five.	Males of forty-five and upwards.	Females under fourteen years.	Females of fourteen and under twenty-six.	Females of twenty-six and under forty-five.	Females of forty-five and upwards.
		to 10	to 16	to 16 & 18	to 18 & 26	to 45	45, &c.	to 10	to 16	to 26	to 45	45, &c.	to 14	to 26	to 45	45, &c.	to 14	to 26	to 45	45, &c.	to 14	to 26	to 45	45, &c.	to 14	to 26	to 45	45, &c.

Recapitulation of

<i>Free white Males</i>	<i>under 10 years</i>	<i>397</i>	
<i> Ditto</i>	<i>of 10 and under 16</i>	<i>188</i>	
<i> Ditto</i>	<i>" 16 to 26</i>	<i>199</i>	
<i> Ditto</i>	<i>" 26 " 45</i>	<i>236</i>	
<i> Ditto</i>	<i>" 45 and upwards</i>	<i>176</i>	<i>1196</i>
<i>Free White Females</i>	<i>under 10 years</i>	<i>389</i>	
<i> Ditto</i>	<i>of 10 and under 16</i>	<i>204</i>	
<i> Ditto</i>	<i>" 16 to 26</i>	<i>221</i>	
<i> Ditto</i>	<i>" 26 " 45</i>	<i>234</i>	
<i> Ditto</i>	<i>" 45 and upwards</i>	<i>155</i>	<i>1225</i>
<i>Foreigners not naturalized</i>		<i>3</i>	
<i>Persons engaged in Agriculture</i>		<i>372</i>	
<i> Ditto " Commerce</i>		<i>6</i>	
<i> Ditto " Manufactures</i>		<i>118</i>	
<i>Male Slaves</i>	<i>under 14 years</i>	<i>69</i>	
<i> Ditto</i>	<i>of 14 and under 26</i>	<i>51</i>	
<i> Ditto</i>	<i>" 26 to 45</i>	<i>26</i>	
<i> Ditto</i>	<i>" 45 and upwards</i>	<i>13</i>	<i>159</i>
<i>Female Slaves</i>	<i>under 14 years</i>	<i>59</i>	
<i> Ditto</i>	<i>of 14 and under 26</i>	<i>45</i>	
<i> Ditto</i>	<i>" 26 to 45</i>	<i>17</i>	
<i> Ditto</i>	<i>" 45 and upwards</i>	<i>13</i>	<i>134</i>
<i>Free colored Males</i>	<i>under 14 years</i>	<i>107</i>	
<i> Ditto</i>	<i>of 14 and under 26</i>	<i>55</i>	
<i> Ditto</i>	<i>" 26 to 45</i>	<i>34</i>	
<i> Ditto</i>	<i>" 45 and upwards</i>	<i>40</i>	<i>236</i>
<i>Free colored Females</i>	<i>under 14 years</i>	<i>102</i>	
<i> Ditto</i>	<i>of 14 and under 26</i>	<i>35</i>	
<i> Ditto</i>	<i>" 26 to 45</i>	<i>47</i>	
<i> Ditto</i>	<i>" 45 and upwards</i>	<i>43</i>	<i>227</i>
<i>Persons colored engaged in Agriculture</i>		<i>47</i>	
<i> Ditto " Manufactures</i>		<i>3</i>	
<i>Total</i>			<i>5175</i>

CERTIFICATE, to be signed by two respectable Inhabitants of the Division, and returned, annexed to the Schedule (No. 1.) by the Assistant to the Marshal.

We hereby certify, that a correct copy of the above Schedule, signed by the said *Edward Herr* has been set up and remained at *one* of the most public places within the division, open to the inspection of all concerned.

Edward Herr
Assistant to the Marshal

The number of Persons within my Division, consisting of ... appears in a Schedule hereto annexed, subscribed by me, this 28th day

of ... in the year one thousand eight hundred and twenty. Assistant to the Marshal of ...

Schedule of the whole number of Persons within the Division allotted to ...

653-A

653-A

Table header with columns: Name of the County, Free White Males, Free White Females, Slaves (Male/Female), Free Colored Persons (Male/Female). Includes sub-headers for age groups like 'Free white males under ten years' and 'Slaves under fourteen'.

Handwritten data entries for individuals such as John Booth, John Atkinson, William Ashley, Daphney Nichols, James Hart, James Oliver, James Burden, Stephen Smith, Peter Rane, Munday Manson, Elijah Benjamin, John Clark, Howard Stewart, William P. Ringgold, Charles Bigby, Joseph Hynson, Milnah Prop, John C. Hynson, Thomas Hynson, Thomas B. Hynson, Marshal Jones.

645

Continuation of handwritten data entries for individuals such as Sally Greenwood, Joseph Ricard, William Stevens, Elizabeth Dudley, Charles Benjamin, Benjamin Hart, Schumper Bliss, Joseph Cox, Margaret Thomas, John Starlin, Perry Brown, George Oliver, Perry Saaf, Grace Benjamin, Barney Devore, Henry Graves, James Dalton, John Clarke, Benjamin Kelley, Martha Thomas.

119

The number of Persons within my Division, consisting of *28* appears in a Schedule hereto annexed, subscribed by me, this *28* day of *June* in the year one thousand eight hundred and twenty *1828* *Wm. H. Scott* Assistant to the Marshal of *Massachusetts*

Schedule of the whole number of Persons within the Division allotted to *Wm. H. Scott*

Name of the County, Parish, Township, Town or City, where the Family resides.	Names of Heads of Families.	Free White Males.					Free White Females.					Slaves.		Free Colored Persons.				
		Under ten years.	From ten to under sixteen.	From sixteen to under twenty.	From twenty to under twenty-five.	From twenty-five to under thirty.	Under ten years of age.	From ten to under sixteen.	From sixteen to under twenty.	From twenty to under twenty-five.	From twenty-five to under thirty.	Males.	Females.	Males.	From ten to under sixteen.	From sixteen to under twenty.	From twenty to under twenty-five.	From twenty-five to under thirty.

Occupation

<i>White Males</i>	<i>under 10 years</i>	<i>268</i>
<i>White Males</i>	<i>of 10 and under 16</i>	<i>115</i>
<i>White Males</i>	<i>of 16 to 20</i>	<i>113</i>
<i>White Males</i>	<i>of 20 to 25</i>	<i>171</i>
<i>White Males</i>	<i>of 25 and upwards</i>	<i>124</i>
<i>White Females</i>	<i>under 10 years</i>	<i>247</i>
<i>White Females</i>	<i>of 10 and under 16</i>	<i>108</i>
<i>White Females</i>	<i>of 16 to 20</i>	<i>162</i>
<i>White Females</i>	<i>of 20 to 25</i>	<i>188</i>
<i>White Females</i>	<i>of 25 and upwards</i>	<i>114</i>
<i>Free School Season Males</i>	<i>under 14 years</i>	<i>385</i>
<i>Free School Season Males</i>	<i>of 14 and under 20</i>	<i>268</i>
<i>Free School Season Males</i>	<i>of 20 to 25</i>	<i>194</i>
<i>Free School Season Males</i>	<i>of 25 and upwards</i>	<i>90</i>
<i>Free School Season Females</i>	<i>under 14 years</i>	<i>300</i>
<i>Free School Season Females</i>	<i>of 14 and under 20</i>	<i>183</i>
<i>Free School Season Females</i>	<i>of 20 to 25</i>	<i>108</i>
<i>Free School Season Females</i>	<i>of 25 and upwards</i>	<i>77</i>
<i>Free School Season Males</i>	<i>under 14 years</i>	<i>125</i>
<i>Free School Season Males</i>	<i>of 14 and under 20</i>	<i>55</i>
<i>Free School Season Females</i>	<i>under 14 years</i>	<i>98</i>
<i>Free School Season Females</i>	<i>of 14 and under 20</i>	<i>41</i>
<i>Free School Season Females</i>	<i>of 20 to 25</i>	<i>74</i>
<i>Free School Season Females</i>	<i>of 25 and upwards</i>	<i>68</i>
<i>Total</i>		<i>3858</i>
<i>young men of 16 to 18</i>		<i>36</i>
<i>Foreign born not Naturalized</i>		<i>4</i>
<i>Season Engaged in Agriculture</i>		<i>1045</i>
<i>Season in Commerce</i>		<i>19</i>
<i>Season in Manufacture</i>		<i>107</i>

We hereby certify, that a correct copy of the above Schedule, signed by the said *Buckington Scott* has been set up and remained at two of the most public places within the division, open to the inspection of all concerned.

28 Dec 1828
Thomas Miller
Thos Harris

682

429

430

The number of Persons within my Division, consisting of *3918*, appears in a Schedule hereto annexed, subscribed by me, this *twentieth* day of *December* in the year one thousand eight hundred and twenty.

[N. 1]

Thomas S. Smith

Assistant to the Marshal of *Madison*

99

474

609A

Schedule of the whole number of Persons within the Division allotted to *Sol. Smith*

609A

Name of the County, Parish, Township, Town or City, where the Family resides.	Names of Heads of Families.	Free White Males.											Free White Females.					Slaves.				Free Colored Persons.				All other persons except Indians not taxed.						
		Males.					Females.						Males.		Females.		Males.		Females.													
		to 10	to 16	to 18	to 26	to 45	to 10	to 16	to 26	to 45	13, &c.	to 14	to 20	to 45	45, &c.	to 14	to 20	to 45	45, &c.	to 14	to 20	to 45	45, &c.									
		Free white males under ten years	Free white males of ten and under sixteen	Free white males between sixteen and eighteen	Free white males of sixteen and under twenty-six, including heads of families	Free white males of twenty-six and under forty-five, including heads of families	Free white males of forty-five and upwards, including heads of families	Free white females under ten years of age	Free white females of ten and under sixteen	Free white females of sixteen and under twenty-six, including heads of families	Free white females of twenty-six and under forty-five, including heads of families	Free white females of forty-five and upwards, including heads of families	Property as submitted	Number of persons engaged in Agriculture	Number of persons engaged in Commerce	Number of persons engaged in Manufacturing	Males under four, &c.	Males of fourteen and under twenty-six	Males of twenty-six and under forty-five	Males of forty-five and upwards	Females of under fourteen	Females of fourteen and under twenty-six	Females of twenty-six and under forty-five	Females of forty-five and upwards	Males under fourteen years	Males of fourteen and under twenty-six	Males of twenty-six and under forty-five	Males of forty-five and upwards	Females under fourteen years	Females of fourteen and under twenty-six	Females of twenty-six and under forty-five	Females of forty-five and upwards

62 47 19 88 45 92 69 30 56 61 48 2 48 24 10 11 59 56 25 9 29 4 4 21 35 16 23 27

- John Dugan*
- George Taylor*
- William Smith*
- Thomas Pitt*
- John Reed*
- Philly Anderson*
- Darney Hatcher*
- William T. ...*
- George ...*
- Lisa ...*
- Fann ...*
- John ...*
- Samuel ...*
- Samuel ...*
- Maio ...*
- Jolly ...*
- Moss ...*
- Town ...*
- Charlotte ...*
- John ...*
- John ...*

603

- Samy ...*
- Mary ...*
- Robert ...*
- William ...*
- Essen ...*
- Gray ...*
- Henry ...*
- James ...*
- Charles ...*
- John ...*
- Thomas ...*
- John ...*
- Samuel ...*
- Isaac ...*
- Samuel ...*
- James ...*
- John ...*
- William ...*
- John ...*

75 5 20 70 55 22 80 24 24 29 5 22 5 61 27 2 11 56 60 26 9 40 9 7 28 57 21 31 38

709

The number of Persons within my Division, consisting of 2978, appears in a Schedule hereto annexed, subscribed by me, this twentieth day of December in the year one thousand eight hundred and twenty. John S. ... Assistant to the Marshal of ...

609A

Schedule of the whole number of Persons within the Division allotted to Sol. Sutt 609A

Name of the County, Parish, Township, Town or City, where the Family resides.	Names of Heads of Families.	Free White Males.					Free White Females.					Slaves.					Free Colored Persons.				
												Males.		Females.			Males.		Females.		
		to 10	to 15	16 to 20	21 to 25	26 to 45, &c.	to 10	to 15	16 to 20	21 to 25	26 to 45, &c.	to 14	to 20	to 45	45, &c.	to 14	to 20	to 45	45, &c.	to 14	to 20

500	...	42	80	47	74	79	54	2	0	61	49	21	10	11	56	20	26	9	40	9	7	28	57	21	31	36	
480
600
800
1000
1200
1400
1600
1800
2000
2200
2400
2600
2800
3000

118 82 23 99 67 52 113 58 86 06 65 5 80 6 67 102 38 3 19 87 74 37 20 35 15 17 23 71 29 41 43

The number of Persons within my Division, consisting of 698 appears in a Schedule hereto annexed, subscribed by me, this twenty eighth day of December in the year one thousand eight hundred and twenty. Solomon South Assistant to the Marshal of Maryland

[N. 1.]

471

609A

Schedule of the whole number of Persons within the Division allotted to

Sol. South

609A

Table header with columns for Name of the County, Parish, Township, Town or City, where the Family resides; Names of Heads of Families; Free White Males (subdivided by age groups); Free White Females (subdivided by age groups); Slaves (subdivided by sex and age groups); Free Colored Persons (subdivided by sex and age groups).

530

490

591

Table body containing names of individuals such as Rudwick Wilson, Lemj Briser, Thomas Wilson, Lucio Mott, Fung Rasin, Bethaniel Telfman, Jacob Downy, Lane E. Moore, Abraham South, David Satten, Samuel Tiller, George Stry, Nicholas Wiley, James Anderson, William B. Black, John Maynard, Edward Long, Samuel Hilligren, John Dutton, Robert Gaunce, and Nathaniel Spangston, with corresponding numerical data.

491

2 Ebe West

100

Table body containing names of individuals such as Phillip Jewell, Ephraim Stroy, Isaac Cook, George Cook, Joseph Carter, Evinger King, Katherine Caesar, Richard Swift, Jacob Cook, Richard Ball, Isaac Whit, George Anderson, William Wallaw, Sepur Suland, David Satten, John Maurer, Lemj Broke, William Abound, August Cooker, Nathaniel Tolson, and William Maly, with corresponding numerical data.

The number of Persons within my Division, consisting of 6577, appears in a Schedule hereto annexed, subscribed by me, this 24th day of August 1822, in the year one thousand eight hundred and twenty. Samuel New Assistant to the Marshal of Maryland.

143

Schedule of the whole number of Persons within the Division allotted to Samuel New

Table with columns: Name of the County, Parish, Township, Town or City, where the Family resides; Free White Males (ages 10-45+); Free White Females (ages 10-45+); Slaves (Males/Females); Free Colored Persons (Males/Females). Rows list names like Richard Newman, Isaac Allen, Anna Luddley, Isaac Hyson, Thomas Guffen, David Hart, Lambert Williams, etc.

567

993

116

The number of Persons within my Division, consisting of 8577, appears in a Schedule hereto annexed, subscribed by me, this 24th day of December in the year one thousand eight hundred and twenty. Samuel Rem Assistant to the Marshal of Maryland.

143

Schedule of the whole number of Persons within the Division allotted to Samuel Rem

Table with columns for Name of the County, Parish, Township, Town or City, where the Family resides; Free White Males (ages 10-15, 16-18, 19-25, 26-45, 46-65, 66-100); Free White Females (ages 10-15, 16-18, 19-25, 26-45, 46-65, 66-100); Slaves (Males: 10-15, 16-18, 19-25, 26-45, 46-65, 66-100; Females: 10-15, 16-18, 19-25, 26-45, 46-65, 66-100); Free Colored Persons (Males: 10-15, 16-18, 19-25, 26-45, 46-65, 66-100; Females: 10-15, 16-18, 19-25, 26-45, 46-65, 66-100). Rows include names like Guthrie Hall, Joseph Lewis, Hannah Woodland, Abraham Mann, William Anderson, John Carroll, Joshua M. Gay, Matthew Boyd, Solomon Smith, William Stephens, Jeff. Gilbert, John Hart, Peter Garnett, Michael Husby, Charles Myford, George Spier, David Hooper, Allen Lee, Easter Boussea, Rosetta Gilbert, W. Chambers, Thomas Spier, John Woodland, John Dugan, John Turney, Edu. Reed, Francis Spang, Thomas Whitehead, William Adams, William Barnickel, William Wilson, William Mason, James Cooper, W. Carter, John Mason, Joseph Shelluck, Wm. Newcomb, James Votter, Edu. Wilmer, M. Hart, Sam. Massie.

492

504

561

507

508

119

092

The number of Persons within my Division, consisting of 6577, appears in a Schedule hereto annexed, subscribed by me, this 24th day of August 1821, in the year one thousand eight hundred and twenty. Samuel Remond Assistant to the Marshal of the County of Montgomery.

143

Schedule of the whole number of Persons within the Division allotted to Samuel Remond

Table with columns: Name of the County, Parish, Township, Town or City, where the Family resides; Names of Heads of Families; Free White Males (ages 10-45); Free White Females (ages 10-45); Slaves (Males and Females by age); Free Colored Persons (Males and Females by age).

446

541

557

511

Handwritten entries for families including: Ann Lethbridge, Nathaniel Redding, William Spooner, William Harper, Mary Richardson, Jacob Arny, John Belfast, James L. Lathrop, Thos. Claffey, Stephen Boyce, Henry Hykson, Rachel Ricketts, Ellen Quash, Gasparas L. Ginnis, Hannah Johnston, Philip Brown, Joseph Blackiston, Sarah Murphy, Jacob Perry, Wm. Stewart, Sarah Gooding.

512

Handwritten entries for families including: Maria Hancock, Geo. Worthington, James Bramble, Edw. Wright, Jeff. Clark, Isaac Thomas, Mrs. C. Sutton, Lette Howard, Wm. Redding, Joseph Turner, James Smith, Wilhelmina Fields, John Sewell, Thos. Penn, Wm. Comings, Neddy Crouch, Wm. Turner, John Armstrong, Jonathan Newman.

1821

999

177 81 27 79 127 73 171 86 105 111 52 2 527 2 22 186 134 90 37 158 95 60 24 97 36 28 44 77 46 34 62

The number of Persons within my Division, consisting of 8577, appears in a Schedule hereto annexed, subscribed by me, this 12th day of June in the year one thousand eight hundred and twenty. Samuel Mear Assistant to the Marshal of Maryland.

143

Schedule of the whole number of Persons within the Division allotted to Samuel Mear

Table with columns: Name of the County, Parish, Township, Town or City, where the Family resides; Free White Males (ages 10-15, 15-16, 16-18, 18-20, 20-25, 25-30, 30-40, 40-50, 50-60, 60-70, 70-80, 80-90, 90-100); Free White Females (ages 10-15, 15-16, 16-18, 18-20, 20-25, 25-30, 30-40, 40-50, 50-60, 60-70, 70-80, 80-90, 90-100); Slaves (Males: 10-15, 15-20, 20-25, 25-30, 30-40, 40-50, 50-60, 60-70, 70-80, 80-90, 90-100; Females: 10-15, 15-20, 20-25, 25-30, 30-40, 40-50, 50-60, 60-70, 70-80, 80-90, 90-100); Free Colored Persons (Males: 10-15, 15-20, 20-25, 25-30, 30-40, 40-50, 50-60, 60-70, 70-80, 80-90, 90-100; Females: 10-15, 15-20, 20-25, 25-30, 30-40, 40-50, 50-60, 60-70, 70-80, 80-90, 90-100).

546

555

Table listing names and their corresponding counts in the columns defined in the header table above. Includes names like Lambert Langford, Mrs. Newcomb, Wm. Barnes, etc.

514

Table listing names and their corresponding counts in the columns defined in the header table above. Includes names like James S. Schok, Lou Doman, Hance Swanson, etc.

550

267 92 31 100 158 80 203 107 127 131 59 = 624 2 26 216 161 112 43 194 114 73 31 100 40 31 52 89 50 37 68

The number of Persons within my Division, consisting of *8577*, appears in a Schedule hereto annexed, subscribed by me, this *Lepmth 8th day* of *June* in the year one thousand eight hundred and twenty. *Samuel New* Assistant to the Marshal of *Meanyland*.

Schedule of the whole number of Persons within the Division allotted to *Samuel New*

Table with columns: Name, Heads of Families, Free White Males (various age groups), Free White Females (various age groups), Slaves (Males, Females), Free Colored Persons (Males, Females).

491

356

Handwritten data entries for rows 356-517. Names include John Park, M. Hudson, John Jones, James Callison, etc. Includes a total row at the bottom of the section.

531

517

518

Handwritten data entries for rows 517-518. Names include M. W. Quinn, M. Hodson, Sept. Morris, etc. Includes a total row at the bottom of the section.

121

The number of Persons within my Division, consisting of 6577 appears in a Schedule hereto annexed, subscribed by me, this Twenty Eighth day of June in the year one thousand eight hundred and twenty. Samuel Fenn Assistant to the Marshal of Montgomery

Schedule of the whole number of Persons within the Division allotted to Samuel Fenn

Table header with columns: Name of the County, Parish, Township, Town or City, where the Family resides; 491; Free White Males (with sub-columns for age groups); Free White Females (with sub-columns for age groups); Slaves (with sub-columns for gender and age groups); Free Colored Persons (with sub-columns for gender and age groups).

Main table body (rows 500-519) containing names and population counts for individuals like Rachel L. Clow, Nancy Agnew, etc., with columns for various age and gender categories.

Main table body (rows 520-539) continuing the list of individuals like Robert Steves, Jacob Hunt, Abraham Cole, etc., with columns for various age and gender categories.

The number of Persons within my Division, consisting of *8577* appears in a Schedule hereto annexed, subscribed by me, this *Tuesday 8th day* of *December* in the year one thousand eight hundred and twenty. *Samuel Kerr* Assistant to the Marshal of *Mississippi*.

147

Schedule of the whole number of Persons within the Division allotted to *Samuel Kerr*

Name of the County, Parish, Township, Town or City, where the Family resides.	Names of Heads of Families.	Free White Males								Free White Females								Slaves				Free Colored Persons			
		Under 10 years	10 to 15	15 to 20	20 to 25	25 to 30	30 to 40	40 to 50	50 and upwards	Under 10 years	10 to 15	15 to 20	20 to 30	30 to 40	40 to 50	50 and upwards	Males	Females	Males	Females					

Names of Heads of Families	Under 10 years	10 to 15	15 to 20	20 to 25	25 to 30	30 to 40	40 to 50	50 and upwards	Free White Females	Slaves	Free Colored Persons
The Green				1		3	1				
Henry Hunt				1		2	1				
W. Ellerbe				1		1	1				
Hanabel Shubey											
Mr. McGuffee				1		1					
Mr. McCallister				1							
Mr. Armstrong				1							
Robert B. Ramsey				1		1					
Mr. Knight				1							
James Webb				1		1					
Mr. Meddows	2		2		1	1					
Isaac Honey	1		1								
Saml. Lormugg	1		1								
Mr. Palmer	1			1	2	1					
Mr. Allison	1			1	3	1					
Jacob Welch				1							
Artemus Allwright				1							
Isaac Miller											
Artemus Barren											
Saml. Wilson				1	1	2					

252 129 42 134 211 108 268 133 872 184 84 3 802 2 31 246 194 133 50 242 135 96 38 14 58 57 71 123 73 47 97

52

Samuel Kerr

Recapitulation

Sex	Age Group	Count
Male	under 10 years	276
	10 and under	20
	10 to 25	45
	25 and upwards	50
Female	under 10 years	250
	10 and under	20
	10 to 25	25
	25 and upwards	28
Free Colored Males	under 10 years	150
	10 and under	20
	10 to 25	25
	25 and upwards	72
Free Colored Females	under 10 years	120
	10 and under	15
	10 to 25	18
	25 and upwards	15

Sex	Age Group	Count
Free White Males	under 10 years	301
	10 and under	18
	10 to 25	28
	25 and upwards	31
Free White Females	under 10 years	274
	10 and under	18
	10 to 25	17
	25 and upwards	22
Total Free Whites	Male	605
	Female	534
Total Free Colored	Male	357
	Female	350
Total	All	3677

We hereby certify, that a correct copy of the above Schedule, signed by the said *Samuel Kerr* has been set up and remained at two of the most public places within the division, open to the inspection of all concerned.

Dec. 17th 1820

Sam. G. Osborn

The number of Persons within my Division, consisting of 3798, appears in a Schedule hereto annexed, subscribed by me, this 2nd day of February, in the year one thousand eight hundred and twenty one. Thomas C. Nicholls Assistant to the Marshal of Maryland

Schedule of the whole number of Persons within the Division allotted to Thomas C. Nicholls

123

Table with columns for Name of the County, Parish, Township, Town or City, where the Family resides; Free White Males (ages 10-14, 15-19, 20-24, 25-29, 30-34, 35-39, 40-44, 45-49, 50-54, 55-59, 60-64, 65-69, 70-74, 75-79, 80-84, 85-89, 90-94, 95-99); Free White Females (ages 10-14, 15-19, 20-24, 25-29, 30-34, 35-39, 40-44, 45-49, 50-54, 55-59, 60-64, 65-69, 70-74, 75-79, 80-84, 85-89, 90-94, 95-99); Slaves (Males: 10-14, 15-19, 20-24, 25-29, 30-34, 35-39, 40-44, 45-49, 50-54, 55-59, 60-64, 65-69, 70-74, 75-79, 80-84, 85-89, 90-94, 95-99; Females: 10-14, 15-19, 20-24, 25-29, 30-34, 35-39, 40-44, 45-49, 50-54, 55-59, 60-64, 65-69, 70-74, 75-79, 80-84, 85-89, 90-94, 95-99); Free Colored Persons (Males: 10-14, 15-19, 20-24, 25-29, 30-34, 35-39, 40-44, 45-49, 50-54, 55-59, 60-64, 65-69, 70-74, 75-79, 80-84, 85-89, 90-94, 95-99; Females: 10-14, 15-19, 20-24, 25-29, 30-34, 35-39, 40-44, 45-49, 50-54, 55-59, 60-64, 65-69, 70-74, 75-79, 80-84, 85-89, 90-94, 95-99).

(2)

786

437

438

751

182

The number of Persons within my Division, consisting of 3798, appears in a Schedule hereto annexed, subscribed by me, this 2nd day of February in the year one thousand eight hundred and twenty two. Thomas C. Nicholls Assistant to the Marshal of Maryland

Schedule of the whole number of Persons within the Division allotted to Thomas C. Nicholls

Table with columns: Name of the County, Parish, Township, Town or City, where the Family resides; Free White Males (subdivided by age groups); Free White Females (subdivided by age groups); Slaves (subdivided by age and sex); Free Colored Persons (subdivided by age and sex).

Handwritten entries for families 442-443. Includes names like James Moore, Joseph Plummers, Alley Low, Marten Wathers, Robt Lyles, J. Harris, Wm Darne, Chas Harding, J. Plummers, Chas Conn, Chas Filman, Chas James, David Trundle, Ladock King, Anne Cook, Wm Reid, Eras Beltz, David S Carbide, John Beard, Wm Gutton, Eliza Reid, Hanson Reid.

Handwritten entries for families 444-445. Includes names like David Reid, John Howell, David Boyce, Nelson Reid, Benj Verson, John Barrett, John Mockbee, Jas B. Reid, Jas A. Murphy, Galb Wathers, Sara Vermillion, Wm Williams Junr, Sarah Tillerd, Wm Lurex, Wm Hilton Junr, Wm Hilton Junr, Wm Hickman, Henry Jones of Wm, John Philips, Anne Colley.

31 12 3 30 18 17 31 16 25 24 13 2 84 15 31 15 9 8 20 15 11 6 5 2 1 4 4 1 3

The number of Persons within my Division, consisting of 3798, appears in a Schedule hereto annexed, subscribed by me, this 2nd day of February in the year one thousand eight hundred and twenty one. Thomas C. Nicholls Assistant to the Marshal of Maryland

Schedule of the whole number of Persons within the Division allotted to Thomas C. Nicholls

123

Table header with columns: Name of the County, Parish, Township, Town or City, where the Family resides; Name of Heads of Families; Free White Males (subdivided by age groups); Free White Females (subdivided by age groups); Slaves (subdivided by age and sex); Free Colored Persons (subdivided by age and sex).

Table body containing handwritten entries for families such as Robert Wilson, William Fishers, The S. W. Vinsons, John Croft, James Fletchall, Hanking Jones, Martin Fisher, James Stone, The Benson, Ely D. Brashears, Ludwick Young, The H. Philips, Margaret Hickman, Diana Hoeker, Mary Hoeker, Mary Mannerly, The Green, Joshua Shelton, J. Ramsdayer, Mr. Moorburgh, Martha Burns, and Geo. Dunlop. Includes marginal numbers 246, 447, and 741.

Table body continuing handwritten entries for families such as Mary A. Hickman, Clement Wheeler, The Allmatt, John Aldridge, Bessie Weeks, John Tucker, Hugh Douglaf, John Green, John Hony, Nathan Talbot, The Hickman, James Veal, Richd P. Spates, Henrietta Spates, Martin Fisher, James Cooms, Peter Bowie, John Tuttle, The Hall, and James D. Wells. Includes marginal number 742.

38 18 5 30 22 18 36 16 32 20 16 1 163 0 59 36 32 10 62 40 20 10 2 2 1 1 1

The number of Persons within my Division, consisting of 3798, appears in a Schedule hereto annexed, subscribed by me, this 27th day of February in the year one thousand eight hundred and twenty one. Thomas C. Nicholls Assistant to the Marshal of Maryland

Schedule of the whole number of Persons within the Division allotted to Thomas C. Nicholls

125

Table header with columns: Name of the County, Parish, Township, Town or City, where the Family resides; Name of Heads of Families; Free White Males (subdivided by age groups); Free White Females (subdivided by age groups); Slaves (subdivided by age groups); Free Colored Persons (subdivided by age groups).

Handwritten data entries for families including: Inman Brall, Anne Sney, Colman Williams, Nathaniel Darby, Sol. Afflis, John Robb, Wm. Hiles, Henry H. Duvalle, John Kelly, James Williams, Washington Bowie, John Elason, Benj. Wilburn, Stephen Liddle, Wm. A. Johnston, Nancy Walters, Jese. Molden, Green Biggs, Elisha Williams, John Fyffe, Geo. Peter, Eleanor Collins.

Handwritten data entries for families including: Jacob Miller, Henry W. Barony, Tadock Cook, Leonard Bean, Richd. J. Bone, Green W. Giffelle, John Jones of Cran, John Butler of the, Rachel McCoy, Lucy Darnal, Wm. Ford, Richd. Green, Ader Darby, Benj. Burdett, Wm. Worthington, Eben Emerson, James Grant, Singleton Murphy, Nathan Eden, Ephraim Appling.

137

The number of Persons within my Division, consisting of 3798, appears in a Schedule hereto annexed, subscribed by me, this 27th day of February in the year one thousand eight hundred and twenty one. Thomas C. Nicholls Assistant to the Marshal of Maryland

Schedule of the whole number of Persons within the Division allotted to Thomas C. Nicholls

Table with columns: Name of the County, Parish, Township, Town or City, where the Family resides; Name of Heads of Families; Free White Males (subdivided by age groups); Free White Females (subdivided by age groups); Slaves (subdivided by age and sex); Free Colored Persons (subdivided by age and sex).

Handwritten entries for families 370-451. Includes names like John Mason, Abel Waters, James Drow, Oswald Clemons, Richd Neeld, Eliza Green, Tho' Waters, Jane Floyd, Margaret Oreal, Richd Robertson, Jas Cooley, John Allnutt, Richd Howes, Benj. Gaither, Eliza Maguire, Geo. Ciesler, James Mooton, John Pardon Jr., Tho' Appleby, Howard Griffith, and Susan Griffith.

Handwritten entries for families 452-457. Includes names like W. Winsor, Tho' Darby, Adol Wheeler, Richd Lyles, Jas M. Williams, Jacob Schneibly, Leonard Howard, Basil Ricketts, Chas Hayes, Abram Chraft, James Warman, and James Warman.

Summary row of totals for the entries above, showing counts for each age and sex category.

The number of Persons within my Division, consisting of 3798, appears in a Schedule hereto annexed, subscribed by me, this 2nd day of February in the year one thousand eight hundred and twenty one. Thomas C. Nicholls Assistant to the Marshal of Maryland

Schedule of the whole number of Persons within the Division allotted to Thomas C. Nicholls

Table with columns: Name of the County, Parish, Township, Town or City, where the Family resides; Free White Males (subdivided by age groups); Free White Females (subdivided by age groups); Slaves (subdivided by age and sex); Free Colored Persons (subdivided by age and sex).

Recapitulation 2d Dist.

Table listing recapitulation data for various pages (Page the First, Page the Second, etc.) with columns for age and sex groups, and a final total column on the right.

Handwritten calculations and totals for the recapitulation table, including vertical sums and horizontal totals.

Table listing individual names (John Purdom, Levi B. Purdom, John Higgs, etc.) and their corresponding counts across the same age and sex categories as the main table.

The number of Persons within my Division, consisting of 3798, appears in a Schedule hereto annexed, subscribed by me, this 2nd day of February in the year one thousand eight hundred and twenty one. Thomas C. Nicholls Assistant to the Marshal of Maryland

Schedule of the whole number of Persons within the Division allotted to Thomas C. Nicholls

Table header with columns: Name of the County, Parish, Township, Town or City, where the Family resides; Name; Heads of Families; Free White Males (ages 10-14, 15-19, 20-24, 25-29, 30-34, 35-39, 40-44, 45-49, 50-54, 55-59, 60-64, 65-69, 70-74, 75-79, 80-84, 85-89, 90-94, 95-99); Free White Females (ages 10-14, 15-19, 20-24, 25-29, 30-34, 35-39, 40-44, 45-49, 50-54, 55-59, 60-64, 65-69, 70-74, 75-79, 80-84, 85-89, 90-94, 95-99); Slaves (Males: 11-14, 15-19, 20-24, 25-29, 30-34, 35-39, 40-44, 45-49, 50-54, 55-59, 60-64, 65-69, 70-74, 75-79, 80-84, 85-89, 90-94, 95-99; Females: 11-14, 15-19, 20-24, 25-29, 30-34, 35-39, 40-44, 45-49, 50-54, 55-59, 60-64, 65-69, 70-74, 75-79, 80-84, 85-89, 90-94, 95-99); Free Colored Persons (Males: 14-17, 18-21, 22-25, 26-29, 30-33, 34-37, 38-41, 42-45, 46-49, 50-53, 54-57, 58-61, 62-65, 66-69, 70-73, 74-77, 78-81, 82-85, 86-89, 90-93, 94-97, 98-101; Females: 14-17, 18-21, 22-25, 26-29, 30-33, 34-37, 38-41, 42-45, 46-49, 50-53, 54-57, 58-61, 62-65, 66-69, 70-73, 74-77, 78-81, 82-85, 86-89, 90-93, 94-97, 98-101).

Handwritten entries for families 457-458. Includes names like James Fran, James Frame, Tho Bennett, Rich Dawson, Mary Holland, Con Sullivan, John Briggs, David Frame, Benj Croft, James Watters, Tho Johnston, Judson Thompson, Rebecca Guel, James Brown, John Leek, Ann Dorsey, Henry Leek, Nathan Mules, Calib Gartrell, Ben Penn, Stephen Penn, John Painter, Fred Brown, John Congleton, Sarah Bond, Sadock Duwall, Tho Rawlings, Tho Davis, Fanny Newgent, Mrs Travese, Leck Dowden, Alphonse Williams, Tho Henry, Mrs Benson, Rich M Dorsey, Mrs Holland, Wash Dowden, Loual Layton, Asher Layton, Land Guel, and Ben Browning. Each entry is followed by a grid of numbers corresponding to the age groups in the header.

48 21 6 27 19 20 32 17 35 22 17 1 92 . 0 28 10 9 6 23 12 5 0 4 1 2 1 4 5 1 2

The number of Persons within my Division, consisting of 3798, appears in a Schedule hereto annexed, subscribed by me, this 27th day of February in the year one thousand eight hundred and twenty one. Thomas C. Nicholls, Assistant to the Marshal of Maryland

Schedule of the whole number of Persons within the Division allotted to Thomas C. Nicholls

123

Table with 4 main columns: Free White Males, Free White Females, Slaves, and Free Colored Persons. Each column contains sub-columns for age groups (e.g., under ten years, ten and under twenty, etc.).

List of names of heads of families, including: Wm. Beall, Seth Hawley, Jos. Downing, Jas. Lawson, Geo. Walker, Ladiok Summers, Paul Beall, Henry Winrod, Susanna Winrod, Jacob Lashear, Henry Lashear, John Pool, John Matthews, Wm. Matthews, J. Matthews, Felty Payne, William Lashear, Jos. Purdon, Marckai Purdon, Wm. Burdett, and Geo. Hatfield.

Table showing population counts for each family head from the list above, organized by age and sex categories as defined in the header table.

List of names of heads of families, including: Ruth Lashear, John Mount, Wm. Cutsail, John Beer, Mary Boyer, John Boyer, Geo. Harring, Sam. B. White, Jas. Norwood, John Porter, Wm. Mosley, Jack Bailey, Walter B. White, Jacob Mosley, Chas. Mosley, Ezekiel Mosley, Wm. Watson, John Thompson, Eph. Brown, and Anne Campbell.

Table showing population counts for each family head from the second list, organized by age and sex categories as defined in the header table.

30 25 0 21 21 20 30 25 26 22 20 . 69 2 3 7 7 3 . 9 3 1 4 2 4 . 1 . 1 1

(12)

(12)

120

122

The number of Persons within my Division, consisting of 3798, appears in a Schedule hereto annexed, subscribed by me, this 17th day of February in the year one thousand eight hundred and twenty one. Thomas C. Nicholls, Assistant to the Marshal of Maryland

Schedule of the whole number of Persons within the Division allotted to Thomas C. Nicholls

Table header with columns: Name of the County, Parish, Township, Town or City, where the Family resides; Name of Heads of Families; Free White Males (subdivided by age groups); Free White Females (subdivided by age groups); Slaves (subdivided by age and sex); Free Colored Persons (subdivided by age and sex).

14

Table body containing names and counts for families: Henry Gaither, James Sevier, Geo Beall, Tho C Nicholls, Simon Gillispie, Elias Gardner, Isaac Biggs, Eliz Conner, Anne Love, John Freeman, Geo L Duvalle, Mary Duvalle, Beal Duvalle, Phillip Hammond, Beal Gaither Senr, Jpe Harrell, Geo Gaither, Nathan Murgrove, Rob Brown, Evan Reed, Genl Conr.

463

464

Table body containing names and counts for families: Tom Price, Phillr Plummer, Jacob Brown, Mary Councilman, Sam Moore, Francis Simpson, Capt Gaither of W, Mary Brown, Jpe H. Richmond, Rich Waters, John Ribatone, Noman Benson, Henry Crockett, Wm Nelson, Chas Bowen, Esther Coler, Henry Ferguson, Andrew Guff.

14

38 12 5 18 14 15 22 17 19 18 6 28 6 21 13 7 1 20 9 7 5 6 3 3 4 17 4 5 4

The number of Persons within my Division, consisting of 3798, appears in a Schedule hereto annexed, subscribed by me, this 27th day of February in the year one thousand eight hundred and twenty one. Thomas C. Nicholls Assistant to the Marshal of Maryland

Schedule of the whole number of Persons in the Division allotted to Thomas C. Nicholls

Table with columns: Name of the County, Parish, Township, Town or City, where the Family resides; Name of Heads of Families; Free White Males (subdivided by age groups); Free White Females (subdivided by age groups); Slaves (subdivided by gender and age groups); Free Colored Persons (subdivided by gender and age groups).

Recapitulation

Table with 20 columns representing age and gender categories for Free White Males, Free White Females, Slaves, and Free Colored Persons. Rows list 'Page the first' through 'Page the twentieth' with corresponding counts. A final row shows totals for each category.

Further Recapitulation

District No. 1. District - 2.

Table with 20 columns representing age and gender categories, similar to the first recapitulation table. Rows show data for District No. 1 and District - 2, with a final row showing totals.

465

466

The number of Persons within my Division, consisting of 3798, appears in a Schedule hereto annexed, subscribed by me, this 2nd day of February in the year one thousand eight hundred and twenty one. Thomas C. Nicholls Assistant to the Marshal of Maryland

Schedule of the whole number of Persons within the Division allotted to Thomas C. Nicholls

Table with columns for Name of the County, Parish, Township, Town or City, where the Family resides; Free White Males (ages 10 and under, 10-15, 15-20, 20-25, 25-30, 30-35, 35-40, 40-45, 45-50, 50-55, 55-60, 60-65, 65-70, 70-75, 75-80, 80-85, 85-90, 90-95, 95-100); Free White Females (ages 10 and under, 10-15, 15-20, 20-25, 25-30, 30-35, 35-40, 40-45, 45-50, 50-55, 55-60, 60-65, 65-70, 70-75, 75-80, 80-85, 85-90, 90-95, 95-100); Slaves (Males: 10 and under, 10-15, 15-20, 20-25, 25-30, 30-35, 35-40, 40-45, 45-50, 50-55, 55-60, 60-65, 65-70, 70-75, 75-80, 80-85, 85-90, 90-95, 95-100; Females: 10 and under, 10-15, 15-20, 20-25, 25-30, 30-35, 35-40, 40-45, 45-50, 50-55, 55-60, 60-65, 65-70, 70-75, 75-80, 80-85, 85-90, 90-95, 95-100); Free Colored Persons (Males: 10 and under, 10-15, 15-20, 20-25, 25-30, 30-35, 35-40, 40-45, 45-50, 50-55, 55-60, 60-65, 65-70, 70-75, 75-80, 80-85, 85-90, 90-95, 95-100; Females: 10 and under, 10-15, 15-20, 20-25, 25-30, 30-35, 35-40, 40-45, 45-50, 50-55, 55-60, 60-65, 65-70, 70-75, 75-80, 80-85, 85-90, 90-95, 95-100); All other persons except Indians and Natives.

Summary view of the whole amount.

Summary view of the whole amount table with columns for category (Free White Males, Free White Females, Male Slaves, Female Slaves, Free Colored Males) and age groups (under 10, 10-16, 16-26, 26-45, 45 & upwards), with numerical values and a total of 2484 for Free White Males and 2454 for Male Slaves.

467

Summary view of the whole amount table (continued) with categories like Montgomery Co - continued, Free Colored Females, and age groups, with numerical values and a total of 202 for Montgomery Co - continued.

468

Young Men over 16 years & under 18 years. 109
Foreigners not Naturalized 9
Number of Persons engaged in Agriculture 2333
Number of Persons engaged in Commerce 24
Number of Persons engaged in Manufactures 229

292
8708 Total

CERTIFICATE, to be signed by two respectable Inhabitants of the Division, and returned to the Schedule (No. 1.) by the Assistant to the Marshal.

We hereby certify, that a correct copy of the above Schedule, signed by the said Thomas C. Nicholls has been set up and remained at two of the most public places within the division, open to the inspection of all concerned.

John S. Bell
Edw. B. B. B.

The number of Persons within my Division, consisting of the *3rd District* [No. ...] Schedule hereto annexed, subscribed by me, this *Fifteenth* day of *January* in the year one thousand eight hundred and twenty. One *Basil M Beall* Assistant to the Marshal of *Maryland*

Schedule of the whole number of Persons within the Division allotted to *Basil M Beall*

Name of the County, Parish, Township, Town or City, where the Family resides.	Names of Heads of Families.	Free White Males.		Free White Females.		Slaves.								Free Colored Persons.													
		Males.		Females.		Males.				Females.				Males.		Females.											
		Under ten years.	Ten and under sixteen.	Under ten years.	Ten and under sixteen.	Under fourteen.	Fourteen and under twenty six.	Twenty six and under forty five.	Forty five and upwards.	Under fourteen years.	Fourteen and under twenty six.	Twenty six and under forty five.	Forty five and upwards.	Under fifteen years.	Fifteen and under twenty six.	Twenty six and under forty five.	Forty five and upwards.										
<i>Isiah Lewis</i>			1		1																						
<i>James Laganby</i>		2		1	1	2	2	1	1	6		3	1	1	2	1			1	1							
<i>Basil Lee</i>		1			1		1		1	2				1													
<i>Daniel Lee</i>				1	1		1		1	6		4	1	1	2	1											
<i>Arnold Lashley</i>		3	2		1	2	2	1		8		3	1	1	2	3	1		1	1							
<i>James Lee</i>			1	1	1	1	1		1	1																	
<i>Cesar Lansdale</i>											1									1							
<i>Mary Lyddane</i>		1			1					3		2	1	2	1					1							
<i>Samuel Dret</i>		1		1	1	1	2	1		2		1															
<i>Isaac Lansdale</i>		2	1			1	1	1	2	2							1										
<i>Wesley Lansdale</i>		2			1	1	1			5			2	1	1												
<i>Thomas Lewis</i>		2			1			1		1																	
<i>Elias Lahear</i>		3	1		1	1	1		1	2																	
<i>Moses Lynn</i>										2						2	1	1	1	1							
<i>Mathan Lewis</i>		1			1	2		1		2																	
<i>Joseph Lewis</i>		4	1		1	2	2	1		1																	
<i>John Lewis</i>		1	1		1	1	1	1		1																	
<i>Edward Lancaster</i>										5						1	1	1	1	2							
<i>Bryan Lerner</i>		1		1	1	1	2	1		2																	
<i>Chloe Miers</i>		1			1	1	1	1																			
<i>John B Miers</i>		1	1	1	1	3		1		1																	
<i>Joseph Moore</i>				1	1	1	1	1		2																	
<i>Elijah Martin</i>		1	1	2	2	1	1	1	1	3			1	1													
<i>Walker Mulligan</i>		1	1	1	1	1	1	1	1	2																	
<i>Joseph Mockbee</i>				1	1	1	1	1			1																
<i>Leharina Mason</i>			2					2		6		2	1	2	2	1											
<i>Isaac Moore</i>		2			1		2	1		3		1	1	1													
<i>Samuel Myers</i>				1	3	1	1	1																			
<i>Thomas Moore</i>				1	1	1	1	1	1	4					1	2	1										
<i>Anthony Mockbee</i>		3	1	3	1	1	1	1			2																
<i>John Macaulay</i>		3	1	2	3	1	2	2	1					1													
<i>William Magruder</i>				1																							
<i>Ephraim Murphy</i>				1	3	1		1																			
<i>Erasmus Maslow</i>		3	2		1	1	1	1	1	1																	
<i>Mathaniel Moore</i>		1		1						1																	
<i>Jonathan Mulligan</i>		1			3		1			4																	
<i>William McFarland</i>		2	1	2	1	1	1	1		3																	
<i>Robert Mark</i>		1		1	3	2	5	1	1	1																	
<i>John Marsden</i>		2	1	1	2	1	1	1		2																	
<i>John Mulligan</i>		1		1	1	1	1	1		2																	
<i>John Murphy</i>				1	1			1		1																	
		<i>514</i>	<i>1</i>	<i>26</i>	<i>17</i>	<i>13</i>	<i>31</i>	<i>3</i>	<i>3</i>	<i>20</i>	<i>52</i>	<i>3</i>	<i>13</i>	<i>14</i>	<i>6</i>	<i>7</i>	<i>12</i>	<i>6</i>	<i>10</i>	<i>3</i>	<i>4</i>	<i>3</i>	<i>3</i>	<i>2</i>	<i>3</i>	<i>2</i>	<i>2</i>

The number of Persons within my Division, consisting of the 3rd District, and Schedule hereto annexed, subscribed by me, this *Fiftieth* day of *January* in the year one thousand eight hundred and twenty. *Basel M Beall* Assistant to the Marshal of *Maryland*

Schedule of the whole number of Persons within the Division allotted to *Basel M Beall*

Name of the County, Parish, Township, Town or City, where the Family resides.	Name of Heads of Families.	Free White Males.		Free White Females.		Slaves.	Free Colored Persons.		All other Persons except Indians not taxed.
		Males.	Females.	Males.	Females.		Males.	Females.	
	<i>Benjamin Morris</i>								
	<i>John Field</i>			1	1				
	<i>Richard Nixon</i>			1	1				
	<i>Patrick Arme</i>			2	5			3	
	<i>James Arme</i>	2		2	1				
	<i>Washington Owen</i>	1	2	1	1				
	<i>Sarah Osborn</i>			1	1				
	<i>Sepe Arme</i>	3	1	1	2				
	<i>Rachel Owen</i>	1		1	1				
	<i>Chas Perry</i>	5		1	2				
	<i>Hurrietta Pierce</i>			1					
	<i>Elyabeth Pierce</i>	1		1	1				
	<i>Noratio Plant</i>	2		1	2				
	<i>Priscilla</i>							1	2
	<i>Samuel Powel</i>							3	1
	<i>Jacob Powel</i>							1	1
	<i>James Parsley</i>	5	1	1	1				1
	<i>James Pleasants</i>	1		1	2				
	<i>Lewis Porter</i>	3		1	1				
	<i>Charles Towel</i>							1	2
	<i>Nathan Porter</i>			1	1				

	<i>Richard Pearce</i>	1		1	1																								
	<i>Moses Pumphree</i>							2	1																				
	<i>Adam Pow</i>							1	3																				
	<i>Thomas Poplin</i>								1																				
	<i>Crasmus Perry</i>			1	1			20	1																				
	<i>Isaiah Redman</i>	4		1	1			2	1																				
	<i>James Stubby</i>	1		1	1			5	4																				
	<i>John Rattliff</i>	1	3	3	1																								
	<i>Eli Roads</i>	1		1	1																								
	<i>Rachel</i>								1																				
	<i>Nace Rop</i>								1																				
	<i>Henry Rabbit</i>	2	2		1			1	2																				
	<i>John Rabbit</i>	3	1	1	3			3	1																				
	<i>Priscilla Ray</i>							2	2																				
	<i>Richard Rop</i>			3	1			3	12																				
	<i>Thomas W. Kelly</i>	2		1	1			1	1																				
	<i>Daniel Runkel</i>							1	1																				
	<i>Rachel Roberson</i>	1		1	2			1																					
	<i>Thomas L. Rice</i>	2		1	2			2	1																				
58		35	13	4	16	16	4	25	1	12	3	13	2	12	38	1	21	8	29	11	14	7	8	5	9	3	14	1	5

The number of Persons within my Division, consisting of the 3rd District app^o [No. ...] Schedule hereto annexed, subscribed by me, this *Fifteenth* day of *January* in the year one thousand eight hundred and twenty. *One* *David M Beall* Assistant to the Marshal of *Maryland*

Schedule of the whole number of Persons within the Division allotted to *David M Beall*

Name of the County, Parish, Township, Town or City, where the Family resides.	Name of Heads of Families.	Free White Males.				Free White Females.				Number of persons engaged in Manufactures.	Slaves.				Free Colored Persons.			
		Males.		Females.		Males.		Females.			Males.		Females.					
		to 14	to 16	to 18	to 20	to 14	to 16	to 18	to 20		to 14	to 16	to 18	to 20	to 14	to 16	to 18	to 20
<i>Principals</i>	<i>Walter</i>	1	1	1	3	1	10	2	2			2	1	2	3		1	
<i>John</i>	<i>Labold</i>	1	1	2	1	1	10	1	2	2		2	1	2	3		1	
		2	2	3	4	2	20	3	4	4		4	2	4	6		2	

Recapitulation

<i>Page the first</i>	27	11	1	18	23	16	24	16	16	14	17	4	178	4	24	12	19	11	43	23	16	11	11	2	3	2	10	6	4	4	
<i>Page the second</i>	24	21	3	18	15	22	22	14	18	17	13	4	164	11	23	27	10	7	32	22	3	7	19	2	6	1	13	6	5	4	
<i>Page the third</i>	33	13		14	22	23	33	12	17	21	13	8	171	12	36	24	26	15	30	23	20	11	4	2	2	1	5		3	4	
<i>Page the fourth</i>	33	13	4	20	17	18	47	16	23	21	16	2	239	4	34	30	11	6	37	24	23	10	8	1	2	4	9	2	2	3	
<i>Page the fifth</i>	33	13	4	16	21	17	24	15	22	22	3	2	162	17	18	9	1	6	12	7	3	3	13	5	2	2	13	3	6	2	
<i>Page the sixth</i>	25	14	9	26	17	15	39	21	23	23	20		222	13	12	8	1	1	12	16	10	3	4	3	3	2	3	2	2	2	
<i>Page the seventh</i>	36	13	2	16	16	14	23	21	13	17	12	3	135	5	12	2	7	21	8	24	11	14	7	8	3	9	3	14	1	5	8
<i>Page the eighth</i>	31	20	7	27	17	17	23	21	2	2	2	3	122	2	3	7	6	4	15	17	3	1	11	13	3	3	11	8	2	9	
<i>Page the ninth</i>	38	17	7	27	23	11	33	23	31	17	11	6	114	10	33	21	9	7	23	19	8	2	5	3	4	1	5	1	2	1	
<i>Page the tenth</i>	1	2	1	1	1	1	4	3					1	1	2	2			2	1		2	3								
	322	165	23	183	175	54	310	197	194	131	125	24	1177	7	97	308	159	114	63	270	144	163	53	85	40	34	19	85	22	31	37

674

683

544

545

1289

John Sandata		2	4		1		1	3		1	2		4	1	1			
Montgomery James Stone	1		2	1		2	2	2	2			1	2	1	2			1
County 3					1		1											
Bony C. Conner	2			1				2		2		1	2	1				
Sam C. Adams	1		1				1			1		1	1					
Charles Kellogg	1			1			2				7	1		2				1
Barlow Harris		2	1	1	1		2	1			2							
Robert Wallace				1		1	1			1			1	1				
Jonas Parsley					1	1	1			1			1	1				
John Campbell	3	1		3	5	1		1	2	1		3	1	1	1	2		
Richard H. Watts				1	1		1	1	3		2	1	1	2	1			
Honour Martin	3	1			1	1	2	1	3		9	1	3	4		1		
James Anderson Junr	1		4		1	1	1	1	9		5	1	2	2	2	3	1	
Ann Lyon	1			1		1	1	1	2		2		1	1				
548 Wmpton Beall		1	2		1	4	1		4		2	3	2	5	1	1	2	
John Webber	1		1		1		1	1	2									
Francis Kidwell	3	1		1		1				1								1
John Anderson Junr	1			1			1			1			2	1				
John Braddock	4	1		1			1			1			1	1				
Wm Wilson			1	1		2	1	8		3	1	1	2	3	2	2		
John Adams	1	1		3	3	2	1			1		9	1					

549

George Sands	1			1		1				1																					
May Sands			2	1	1	1			1		4			1	1																
John Lodge					1	1	1			1	1		1																		
Wm Garrett					1		1				1	1		1	1																
John Leech	1	2	1	2	1	2	1	1			4	2	3	1	1	1															
Henry Allen	1			1			1			1				1																	
Bliss Wilson	1			1			1		3		1	1	1	2		1	1														
J. & Bingham			1	1	2		2			3								1													
Lyon Burrows				1						1								1													
John Richardson																	3	1													
Solomon Holland	1	2	1	1		1	1	1		4		2	1	1	2	1	1														
Bruce Selby	1				1	1	2							2	1			1													
Thomas P. Wilson	1	1	1		1					4	1	2	1	4	2	1															
James Jones										1							1	1													
Gasaway Perry	2			1			1				1			1				1													
Wm T. Wilson				1			1				1	1																			
Wm Woodson	2	1		1		2		1		6		4	1	1	1	1	1														
Wm Braddock	1		3	3	1	3	2			6		2																			
1590	34	18.	9	31	31	14	27	12	30	14	12	9	55	6	32	48	19	15	16	46	19	18	11	1	2	2	2	2	3	2	3

Table with columns for names and numerical data. Includes entries like 'Sam'l Shoemaker', 'John White', and 'James Whittemore'. The numbers are arranged in a grid-like pattern across multiple columns.

Table with columns for names and numerical data. Includes entries like 'Jacob Lodge', 'John B. Hates', and 'Sam'l Nicholls'. The numbers are arranged in a grid-like pattern across multiple columns.

Enos Childs			2				1	3			3			2		1		
Bennet Clemmons	1		1	3	1		1	3	2	1	4							1
The Garratt	3	2	1	2	1		1	1				1						
George C Washington	1			1							9	2	3	2	1		2	1
Wm Campbell					1	1		1			12					3	1	
Rich Gatten								1	1		6	2	2	1	1	1	1	
Eleanor Danvers			1	1					1		5	4	2		1	1		
Adam Boor					1				1		2		1		1	2		
Jesse Severn	1		1	1	1			2	1		3							
Rich West		1						1	2	1	10	5	3	2	4	3	1	
Wm Brashears											2						1	1
Wm Bright			1	1				2	1		1						1	
John Heater	1	2		2	1	3	1	1	1			4	1	1	1	1	3	1
Wm Fults			1		1			1	1		2	1	1				1	
Hesteria Whetters	2	1		1	3			2	1		4						1	
Rich Ho Read				1	1	1			1	1	10	3	1	2	1	3	1	2
Aquilla Smith				1														
James Ryan		1			1	1		2	2	1	2	1						
Deborah Crown				3	1		1	1	1		4					1		
Rich Bran	1	1		1		1	2	1	3	1	2							
Jacob Swinley						1	1		1		8	2			2	1		

George Lackland	2			1				1			7	2			1	2		2
Lock Gatten	2	1			1	1	1		1		5	1	1		2		1	1
Anthony Whetters	1			1	1	1		1	1	1	9	3	1	3	3	4		
Bisha Gray	1		2	2		1	2	2	1	2	13							
Mathew Connolly	3	1			3				1	2	3							
Wm Buxton	3	2		1		1	1		2	1	4			1		1	1	
James B Higgins	4	1	1	1		1	2	1	2	1	7	6	2	1	6	2	1	1
Wm Maruder	3				1		1			1	5	3	2		2			
Peter Lyddane					2			1		1	2	2						
Camden Riley			1	1	3				1	1	11	2	4	2	2	1	2	3
Math Benton	4				1		2			1	5	5	2		2	1	1	
George Morse	2				1		3			1	1				1			
George Steel					2		1			1	2							
James Wallace		1			2	1	1		2	1	13	4	1	1	2	6	1	2
John Wallace	2				1		1	1	1		3		2		2	1		
Ben Perry	2	2				1		2	1		2	1			1			
Chambers	2				1		2	2	1	1	2			1				
John Whelan			1	2			1		3	1	2	3	3	1				
Wm Isaac Smith					1					1					1			
	43	16	7	28	33	19	2	15	33	34	20	5	165	9	49	25	22	14
															39	29	13	13
																3	5	1
																	2	1
																		1

Table with columns for names and numerical data. Names include Benjamin Sedgwick, Rufella Grant, Tho' Clagett, Wm Johnston, Antwerp Fisher, James Lee, Saml Wilcox, Wm Alba, James Riley, Bruce Letton, Wm Henley, Vane & Veritt, Wm Peacher, John Adamson, Sykes Beckwith, Ben Peacher, Alley Beckwith, Elizabeth Beall, John Cook, Thomas Burry's, and Walter Barley. The table contains a grid of numbers, likely representing a ledger or account book.

Table starting at page 567, listing names such as David O'Neal, Rufella Perry, Tho' Broom, Saml Barret, Laurence Hurdle, and Basil M Beall. Below the names is a summary row with columns of numbers: 20, 10, 4, 13, 17, 14, 21, 12, 12, 11, 14, 10, 20, 14, 4, 5, 27, 9, 8, 8, 3, 1, 2, 2.

Recapitulation

Summary table with columns for page numbers (1-24) and corresponding numerical values. The last row provides a total sum for each column, such as 329, 139, 52, 207, etc.

Further Recapitulation.

District No 3
District No 4

329	134	52	207	254	175	265	164	214	221	177	61	147	70	259	224	163	124	403	193	155	115	30	15	5	13	24	16	11	73			
322	165	45	133	175	134	310	157	144	151	125	34	1194	7	97	205	134	116	63	273	144	105	55	55	40	34	19	25	32	31	37		
Total		651	304	100	342	424	322	355	351	413	402	302	95	247	22	167	767	283	277	157	676	327	263	170	115	55	42	32	114	45	42	53

Recapitulation of the Third Election District

Free white males	Under 10 years			329	
ditto	of 10 and under	16		134	
ditto	of 16		4	26	
ditto	of 26		1	43	
ditto	of 45 and upwards			178	1102
Free white females	Under 10 years			265	
ditto	of 10 and under	16		164	
ditto	of 16		5	26	
ditto	of 26		1	45	
ditto	of 45 and upwards			177	1041
Slaves males	Under 14			459	
ditto	of 14 to 26			224	
ditto	of 26 to 45			163	
ditto	of 45 and upwards			124	970
ditto females	under 14 years			403	

568

Recapitulation of the fourth District

Free Whites Males	under 10 years			322	
ditto	of 10 and under	16		165	
ditto	of 16		10	26	
ditto	of 26		1	45	
ditto	of 45 and upwards			154	1199
Free White Females	under 10 years			310	
ditto	of 10 and under	16		187	
ditto	of 16		10	26	
ditto	of 26		1	45	
ditto	of 45 and upwards			135	1002
Slaves males	under 14			308	
ditto	of 14 to 26			159	
ditto	of 26 to 45			114	
ditto	of 45 and upwards			62	644
Slaves Females	under 14			273	45

569

ditto	of 26 to 45			155	
ditto	of 45 and upwards			115	856
Free Bullard Males	under 14 years			30	
ditto	of 14 to 26			15	
ditto	of 26 to 45			8	
ditto	of 45 and upwards			13	66
Free Bullard Females	under 14 years			29	
ditto	of 14 to 26			16	
ditto	of 26 to 45			11	
ditto	of 45 and upwards			13	69
					4104

ditto	of 26 to 45			140	
ditto	of 45 and upwards			100	580
Free Bullard Males	under 14			83	
ditto	of 14 to 26			40	
ditto	of 26 to 45			34	
ditto	of 45 and upwards			19	170
Free Bullard Females	under 14			85	
ditto	of 14 to 26			32	
ditto	of 26 to 45			31	
ditto	of 45 and upwards			37	102
					357
					357

Young men from 16 to 20	52
Foreigners not Naturalized	61
Persons Engaged in Agriculture	1273
Persons Engaged in Commerce	15
Persons Engaged in Manufactures	70

Young men from 16 to 20	40
Foreigners not Naturalized	34
Persons Engaged in Agriculture	9199
Persons Engaged in Commerce	7
Persons Engaged in Manufactures	97

570

571

Cochran District
commences the
next page.

No. 1

CERTIFICATE, to be signed by two respectable Inhabitants of
the Division, and returned, annexed to the Schedule [No. 1.]
by the Assistant to the Marshal.

572

We hereby certify, that a correct copy of the above Schedule, signed by
the said James M. Beall
has been set up and remained at two of the most public places within the division
open to the inspection of all concerned.

Foratic Beall
James B Beall

H-669

982

170

The number of Persons within my Division, consisting of 4910 ——— appears in a Schedule hereto annexed, subscribed by me, this 19th day of February in the year one thousand eight hundred and twenty one. *Paul M. Blair* Assistant to the Marshal of Maryland

Schedule of the whole number of Persons in the Division allotted to *Paul M. Blair*

Name of the County, Parish, Township, Town or City, where the Family resides.	Names of Heads of Families.	Free White Males				Free White Females				Slaves		Free Colored Persons			
		Free white males under ten years	Free white males of ten and under sixteen	Free white males between sixteen and upwards, including heads of families	Free white males of sixteen and upwards, including heads of families	Free white females under ten years of age	Free white females of ten and under sixteen	Free white females between sixteen and upwards, including heads of families	Free white females of sixteen and upwards, including heads of families	Males	Females	Males	Females	Other persons except Indians not taxed	

<i>Montgomery County</i>	<i>James Trust</i>			1	2	1			2		3	1	1	
	<i>John W. Love</i>	3	1	1	3	1		4		1	1	1		
	<i>Hugh Gray</i>	2		2	1	1	1	2						
	<i>Charles Connally</i>	2	1		1	1	1							
	<i>Henry Warring</i>	2		1	4	2		13	11	3	5	3	8	2
	<i>Balt. Lohr</i>			2	1		1		3					
	<i>Basel Mobley</i>	1		1	1	1	1					1		
	<i>Philip Hyatt</i>			1				4	1			2	2	1
	<i>Saml B. Browning</i>	2	1		2		2	1				1		
	<i>Elisha Walker</i>	4	2		1	3	1	1				3		
	<i>Amos Riggs Junr</i>	3	1			2	1	1				2		
	<i>John Hendler</i>	1		1	1	1	1	1				1		
	<i>Wm Williams</i>	1	1	1	2	1	3	1				3		
	<i>Charles Case</i>	1		1	1									
	<i>Elizabeth Simmons</i>			1		1	1	1	5	1	1	1	3	2
	<i>John McDivitt</i>	1		1	1	1	1	1				1		
	<i>John Philips</i>			1		1	1	1						
	<i>Susanna Mills</i>	3			3		2							
	<i>Michael Hendler</i>	3	2		1	2	1	1				1		
	<i>Elizabeth Moskbee</i>	3			1	1	1	1						
	<i>Richard Hickey</i>	2	1	1	1	2	2	1				2		

	<i>Anne Haggens</i>							3		3	1	1	2	2
	<i>Philip Knott</i>	1		1	1	1	1	1	4	2			1	
	<i>James D. Thompson</i>	1		1	1	1	1	1	1					
	<i>John Nicholson Junr</i>	1		1	1	1	1	1	2					
	<i>Sam Sprigg</i>			1	1	1	1	1						
	<i>So. Hilliard</i>			1	1	1	1	1	3	1	1	1		
	<i>Dan Bennett</i>	1	1		1	1	2	1	2					
	<i>Elizabeth Thompson</i>			1	1	1	1	1						
	<i>Rich. Andrews</i>			1	1	1	1	1				1		
	<i>Chas R Andrews</i>			1	1	1	1	1	2					
	<i>Thos Andrews</i>			1	1	1	1	1	2					
	<i>John Mobley</i>	1	1	1	1	2	1	2	3					
	<i>Philip Edlin</i>			1	1	1	1	1	2			1		
	<i>Phenis Watson</i>			1	1	1	1	1					3	
	<i>John G King</i>	4	2	1	2	3	1	1	1	2	1	2	1	
	<i>Amos Riggs</i>			1	1	1	1	1			1		2	
	<i>Thos Duvall</i>	1		2	1	3	1	1			1	1		
	<i>Cassandra Bassford</i>	1	1	1	1	1	1	1					1	1
	<i>Obadiah Gray</i>			1	1	1	1	1						
	<i>Geo Green</i>	2		1	1	1	1	1						
		44	18	3	17	18	20	38	14	20	24	16	87	6
									27	7	9	7	23	8
										12	6	2	1	4
														1

735

735

The number of Persons within my Division, consisting of 4910 appears in a Schedule hereto annexed, subscribed by me, this 14th day of February in the year one thousand eight hundred and twenty one

[No. 1]

Assistant to the Marshal of Maryland

Schedule of the whole number of Persons within the Division allotted to David M. Wall

Name of the County, Parish, Township, Town or City, where the Family resides.	Names of Heads of Families.	Free White Males.			Free White Females.			Slaves.		Free Colored Persons.				
		Free white males under ten years	Free white males of ten and under sixteen.	Free white males between sixteen and eighteen.	Free white males of sixteen and under twenty, including heads of families.	Free white males of twenty and under forty, including heads of families.	Free white males of forty five and upwards, including heads of families.	White females under ten years of age.	White females of ten and under sixteen.	White females of sixteen and under twenty, including heads of families.	White females of twenty and under forty, including heads of families.	White females of forty five and upwards, including heads of families.	Males.	Females.

(2)	Isaac Phelps	1	1	1	1	1	2																				
	Thos B Johnston			1	1			3		2	1	2	1		1												
	Ralph Riley	2	2		1																						
734	Lydia Johnston			1			1	8		1	1	2	2	1	1												
	Jacob Lowman			1			1	1		1																	
	Wm Brookover	1					3	1		1																	
	Wm Knott			1			1	1		2	3		2														
	Dan Lasher							1		1																	
	John F Knott			1			3	3		5		2	1	4	2												
	Francis Murphy						1	1		1																	
	Geo W Darby	3		1	1		3	1		2		1															
	John Lowman	1						1		1																	
	Leonard Edelin						1	1		1																	
	Arthur Dillehay	1					2	2		2																	
575	Harry Marker			1			2	1		1																	
	Francis Wathered	1					1	1		1																	
	Saml Watkins	2					2	1		2		1															
	John Finner senty						1	1		2																	
	Evans Thompson	1					1	1		1																	
	Phil Anderson			1			1	1		1																	
	Paul Summers	2					1	4		4																	
576	Arena Wyoat	1					3	1		2																	
	Nathan W Clayett			1			1	3	1	7		1	2	2	4	2	7	1									
	Stephen Anderson		1	1			1	1		5		5		1			2										
	Wm Barber			1			1	1																			
	Wm Glaze			1			1	2	1	6		2	1	1	2												
	Geo Wolf	1	2	3			1	1		3																	
	Hizkiiah Beall	3					3	1		7																	
	Facey Crawford	2					1	1																			
	Chris Langer	2	1				2	1		1																	
	Jacob Bally	2					2	1		1																	
	Wm Mobley							1		2																	
	Walter Williams							1		4		5	2	1	2		1										
	James Grooms	3	2				3	1		7		1	2	3	2	1		2									
	Jo Ellis							1																			
	Mary Thompson							1		2																	
	Jo P Stewart	2					2	1		15		5	3	3	4	3	1										
	Nancy Waters	1	1	4			1	2	1	3		4	2	1	5	1	1										
	Chas Raden							2																			
	John M Burnsides							1		1																	
	Jo Anderson	2						1		3																	
		33	9	4	25	22	12	32	13	28	17	17	98	1	11	32	17	8	9	33	16	7	10	1	2	2	1

The number of Persons within my Division, consisting of 4910 appears in a Schedule hereto annexed, subscribed by me, this nineteenth day of February in the year one thousand eight hundred and twenty one Basil H Beall Assistant to the Marshal of Maryland

Schedule of the whole number of Persons within the Division allotted to Paul M Beall

592

Name of the County, Parish, Township, Town or City, where the Family resides.

Names of Heads of Families.

Free White Males.

Free White Females.

Slaves.

Free Colored Persons.

Table with 15 main columns: Free White Males (12 sub-columns), Free White Females (5 sub-columns), Slaves (4 sub-columns), Free Colored Persons (4 sub-columns). Each column contains specific age group descriptions.

(B) 178A

- Jo. Eller
Mehannah Pratt
Wm Stewart
Paul Thompson
Jacob Young
Victor Robertson
Flora Libert
Rebecca Smith
Saddock Dickerson
John Dickerson
John Honey
Conf. Lyon
John Pugh
Michl. Wiley
Evan Jones of Loan
Belasy Plummet
John Chambers
Sard. Price
Josae Davs
Iskua Stewart
Mash M Waters

Handwritten data table with columns corresponding to the categories in the header above. It contains numerical counts for each individual listed in the previous block.

387

17

appears in a Schedule hereto annexed, subscribed by me, this - 3^d - day

Richard J. Moore - - Assistant to the Marshal of - - *Charleston*

within the Division allotted to *Richard J. Moore*

Number of persons engaged in Commerce.		Number of persons engaged in Manufactures.			
		Slaves.		Free Colored Persons.	
		Males.	Females.	Males.	Females.
total		Males under fourteen years.	Females of [under] fourteen.	Males under fourteen years.	Females under fourteen years.
to 25		Males of fourteen and under twenty-six.	Females of fourteen and under twenty-six.	Males of fourteen and under twenty-six.	Females of fourteen and under twenty-six.
to 45		Males of twenty-six and under forty-five.	Females of twenty-six and under forty-five.	Males of twenty-six and under forty-five.	Females of twenty-six and under forty-five.
45, &c.		Males of forty-five and upwards.	Females of forty-five and upwards.	Males of forty-five and upwards.	Females of forty-five and upwards.
to 14					
to 25					
to 45					
45, &c.					
to 14					
to 25					
to 45					
45, &c.					
to 14					
to 25					
to 45					
45, &c.					
All other persons except Indians not taxed.					

48 181

Enrico Scuffo	1	1	1	1	1	1	1	1	1	1	1	1	1	1	1	1	1	1	1	1	1								
Thomas Galt	1	1	1	1	1	1	1	1	1	1	1	1	1	1	1	1	1	1	1	1	1								
Henry Jones	1	1	1	1	1	1	1	1	1	1	1	1	1	1	1	1	1	1	1	1	1								
Margaret Howell	1	1	1	1	1	1	1	1	1	1	1	1	1	1	1	1	1	1	1	1	1								
Augh ^{3rd} Gillman	1	1	1	1	1	1	1	1	1	1	1	1	1	1	1	1	1	1	1	1	1								
Tamot Kipic	1	1	1	1	1	1	1	1	1	1	1	1	1	1	1	1	1	1	1	1	1								
Isaac Quoad	1	1	1	1	1	1	1	1	1	1	1	1	1	1	1	1	1	1	1	1	1								
Silghman Mptro	3	1	1	1	1	1	1	1	1	1	1	1	1	1	1	1	1	1	1	1	1								
Eli Quate	1	1	1	1	1	1	1	1	1	1	1	1	1	1	1	1	1	1	1	1	1								
James Aldridge	1	1	1	1	1	1	1	1	1	1	1	1	1	1	1	1	1	1	1	1	1								
Richard Jones	1	1	1	1	1	1	1	1	1	1	1	1	1	1	1	1	1	1	1	1	1								
William Wetcher	1	1	1	1	1	1	1	1	1	1	1	1	1	1	1	1	1	1	1	1	1								
Richard Welch	1	1	1	1	1	1	1	1	1	1	1	1	1	1	1	1	1	1	1	1	1								
Nathan Waters	1	1	1	1	1	1	1	1	1	1	1	1	1	1	1	1	1	1	1	1	1								
William Jones	1	1	1	1	1	1	1	1	1	1	1	1	1	1	1	1	1	1	1	1	1								
William Jones	1	1	1	1	1	1	1	1	1	1	1	1	1	1	1	1	1	1	1	1	1								
Edward Galt	2	1	1	1	1	1	1	1	1	1	1	1	1	1	1	1	1	1	1	1	1								
Samuel Watley	1	1	1	1	1	1	1	1	1	1	1	1	1	1	1	1	1	1	1	1	1								
Addition	24	11	5	16	27	14	35	16	19	25	12	4	1	17	42	19	25	8	42	29	12	8	3	3	4	6	3	3	1

45 11 3 4 3 4 3 1

George Jacoby	1	2			1	1	5	3		2	1	1		
William Clarke	4		2	2	1	1	5	2		1	1			
Paul Duval	3	1	1	1	2	1	7	3	1	2	4	4	2	2
Joshua S. Clarke	1			2	1	1	4			2	1			
Walter S. Clarke			1	1		1	6	1	1	1	1			3
Thomas Linnard	1					1	2							1
Thomas Waley						1			5	1	2	2	3	1
Osborn Pitt	3	1	1		1	1	7	3		2	1	2		
Samuel Parker						1	5	1	1		1	1		
Walter Duval	2	1	1	1	2	2	4	2			1			
Amiah Mitchell	2		2	1	1	3		1						
Penny Duval						1	3	1	1		2	1		
John Williams	3	1	1	3	2	1	5	5	1	1				1
John Cooke						1								
Mapson Duval	1	1		2		1	3	2	1	1	1	2		
H. S. Duval	1	1	1	2	1	1	7	1	3		1	1	1	
Marcus Duval	1			4		1	2	2						
William Ross								1				1	1	4
Samuel Gauthier												4	1	2
Jim Water													1	4
Thomas Nut	1					2		1						

John Wilson	1				2	1																						
George Duval	1	1			1	1	6		1	3	1	1			6													
Edward Bean	1	1	2		1	2	3																					
Frank Wadding	2		2	1	1	1	5		1		1	2																
Rebecca Brashley						2																						
Jeremiah Wiley					1		3		1	1	1	1																
Ralph Shelock	1	3		2		1	7																					
John Pitt	4	1		1	2																							
Colman Bean	2	1				1	4		2		2	1																
Sarah Hyatt	1			1		2			1																			
Paul B. Brown	2	1	1	1	2	1	4																					
Green Brashley	3	1			2																							
John Rafford	1	1			1	2	4		2	1	1	1																
Grafton Hale	4				1	1	7		3		3	2		1														
Daniel Bowd	2					1	5		2		1	1																
Walter Water	1					1	1																					
John Wright	3					1	1																					
Richard Hawry	3	2	2	3	1	1	4																					
John Leard						2			1																			
William Wood						2																						
	55	18	4	16	25	13	30	18	20	23	15	120	1	7	35	17	19	6	23	34	11	4	7	4	1	3	9	1

Hybony

Benjamin Prather			1			1	6		2	3	2		1	1			
James White	1		1	2	1	1	2										
Richard A. Prater			1				3		1	1				1			
Benjamin Fairall	1	1	1	2	2	1	6		1		1		2	1			
Joseph Spae		1					8		2	2		1	1	1			
Richard Isaac Jr		1	1	2	3	1	11		3	2	2	4	1	1			
Arch: Edmonson Jr			1		2	1	8		1			1	4				
Arch: Edmonson Sr		1	1				2										
Thomas Brown	2	2	1	1		1	2						1				
Gily Hill	1		1	2	1	1	1										
Elizabeth Bump	1				1		1										
Samuel Howard	1	3	2	2	1	1	2	3									
Walter Bowie	1			1	1	1	16		1	11	4	6	3	4	5	6	2
James White		1		2			16		1	8	2		2	5	5	2	2
Caleb Clark			1			1	8			2	3			1	1	1	
Henry Schrock	3		3	1	1	2	2	1	6				2				
Elizabeth Hatt	3	1		1	2	1	1		9		3	2		4	1		1
John Perkins	2	1		2	3	1	1	1	8		3	5		5	1	1	
Mary White			1			1	1		8		6	2		5	4		
Mary Wood	3	1	1			1	4			1							
Sarah Wheeler																	1

Miss Hardy	1					1												
Miss W. Emory				1		2	15		9	2	3	6	12	3	11	6		
Leiza Price		1			2	1												
Gabriel Prater	1	1	1	1	1	1	3	2	15		7	5	2	4	6	6	3	6
Martha Fairall		1				1												
Martha Adams	1			2	2	1		3		1	1	1	2		1			
William R. Prater		3	1	1	3	2	1	1	12	5	6	5	4	2	8	4	1	2
Freda Price	1	1		1	2	4	2	1		2	1	2		7	2	2		
James Priddy	1		1	2		1												
Sarah Miller	1		1		1	1				1	1							
Miss E. Jones	1			2	3		1			7	4	1	2	1	1	3		1
Miss McKnew	1	2			2		1			4	1	1		3	2	2		
Peter																	1	1
William Sims			1	3	3													
Ada Buck															1		1	2
Kate Hodges										1				2		2	1	1
Rocky																1	1	1
Leah Sanders										3	1		1	2				1
Benjamin Parr			1			1				5	1	3			1			
Mark Dublin																	2	2

22 15 4 16 15 15 27 27 26 14 21 4 " 7 7 6 4 4 2 26 5 5 3 7 4 2 29 7 1 1 5 8 2 2 3

[No. 1.]

The number of Persons within my Division, consisting of *Shadensburg* appears in a Schedule hereto annexed, subscribed by me, this - *3^d* - day of *January* - in the year one thousand eight hundred and twenty. *Richard L. Morris* Assistant to the Marshal of *Shadensburg*

Schedule of the whole number of Persons within the Division allotted to

Richard L. Morris

22

Name of the County, Parish, Township, Town or City, where the Family resides.		Names of Heads of Families.		Free White Males.					Free White Females.				Slaves.		Free Colored Persons.				
				to 10	to 16	16 to 18	18 to 26	to 45	45, &c.	to 10	to 16	to 26	to 45	45, &c.	Males.	Females.	Males.	Females.	
				Free white males under ten years.					Free white females under ten years of age.										
				Free white males of ten and under sixteen.					Free white females of ten and under sixteen.										
				Free white males between sixteen and eighteen.					Free white females of sixteen and under twenty-six, including heads of families.										
				Free white males of sixteen and under twenty-six, including heads of families.					Free white females of sixteen and under twenty-six, including heads of families.										
				Free white males of twenty six and under forty-five, including heads of families.					Free white females of twenty six and under forty-five, including heads of families.										
				Free white males of forty-five and upwards, including heads of families.					Free white females of forty five and upwards, including heads of families.										
									Prisoners not naturalized										
									Number of persons engaged in Agriculture.										
									Number of persons engaged in Commerce										
									Number of persons engaged in Manufactures.										
				to 14	to 26	to 45	45, &c.	to 14	to 26	to 45	45, &c.	to 14	to 26	to 45	45, &c.	to 14	to 26	to 45	45, &c.
				Males under fourteen.					Females of (under) fourteen.				Males under fourteen years.						
				Males of fourteen and under twenty-six.					Females of fourteen and under twenty-six.				Males of fourteen and under twenty-six.						
				Males of twenty-six and under forty-five.					Females of twenty-six and under forty-five.				Males of twenty-six and under forty-five.						
				Males of forty-five and upwards.					Females of forty-five and upwards.				Males of forty-five and upwards.						
													Females under fourteen years.						
													Females of fourteen and under twenty-six.						
													Females of twenty-six and under forty-five.						
													Females of forty-five and upwards.						
													All other persons except Indians not taxed.						

Ph. County	William James	1	1	2	1	1	1	1	1	2	2	2	1	5	1	1	1
2nd District	James P. Morris				1	1	1	1		2	1	1					
Wadsworth	John Spivey	2	1		1	1	1	1		1							
	Joseph R. Willett	1		1	1	1	2	2	1	1			2	1	1		
	Thomas Gales				1	1	1	1	1		2	1		1			1
	William Lunnedy				1	1	1	1						1			
	William R. G.	2	2		1	2	2	2	1	2		4	1	1	2	1	
	Bennono Wilson	1		1	2				1	2				1			
	Witchell Thos. L.	1	1	2	1				1	4		1	1	1		1	1
Wadsworth	John Anderson	2	1		2	2		1		1	1	1	1	1	1		
	John Bickette				2	1	1	2	1		3						
	James Buchanan	2		2	1		1	1		4	1	5	1		1	3	1
	Luc Sheriff	2			1	2	1			1	1			2			
	Philip Fowen	1			1		1	1									
	Henry Gost	1	2		1	2	2	1		2	1						
	Phillip Miller	1			1	2		1		4	1	2		1	2		1
	Thomas Senal	2			1	2	1	1		1		1		1	1		
	Zebulon Pinker	2	1		1	1	1	2	1	2		1	4	1	1	2	
	Joshua Sumner	3	1		1	1	1	1		8		1					
	Nesal Thomas														4	1	1

The Addition 18 14 2 12 15 8 2 14 10 11 5 11 4 13 10 10 3 2 18 12 2 2 7 3 " 2 3 2 2 1

John Will	1	1	1	1	1	1	1	7	5	1	2	1	3	2	
Alexander				3		1		1	2					1	
Thomas L. D.				4	1	3	1	1					1		
William A.														1	1
Lucas A.	1	1				1	1	3	1	1	2	3	1	4	
George D.						1	1	1	1					1	
William S.						1									
James H.	3			1	1	1		—	1						
Washington H.						1			1						
George H.															1
Henry J.						1									
John H.	2				1	1	1								
Thomas S.	1				2		1								
George H.		1	3	3	1	2			3						
Samuel P.	2	1		1	1	2	1	—	1						
Nathan S.	1			1	3	1	1							1	
John W.	1			1	2	4	1	1							
Asa P.				1			1	1		3	3			2	
May B.	1	1			2	2	2	1			2			1	1
Abraham C.	1			1		1		6	2	2	1			1	
Watson S.	1			1			1	1	1						

John Allen									1																					
Edward E.	3		2	1		1	1	4	1		1	1	1	2	1															
Jam. Peck	1		1	1	3																									
Washington W.								11		3	4	4	2	3	1															
Joshua S.	3		2			1		6	4		2																			
Nathan W.	1	2		1		2		7		2		1		1																
Richard C.	1			1		2		—																						
Thomas S.	3	1	1			1		3		1	1																			
Jam. Moran	1	1					1	3			1	1																		
Benjamin P.	1					1	1	1																						
Edward W.	2	1		1		1		8		6	2	2	3	1																
Walter P.	1	1	1		1	2		7		3	2	1	3	1	1															
William C.								—																						
Richard A.						2																								
John W.						1		2		2		1	1																	
Elizabeth W.	1		1	1		3	1	9	3	1	2	3	5	3	2															
Jonathan B.	1	1				4	1	11		2	1	2	2	4	2															
Henry B.	2					2		—		1																				
Nathaniel S.		1	1																											
Samuel M.				1	1	3	1	8	5	1	2	2	3	1	1															
26	13	4	13	26	17	34	20	30	19	11	7	24	4	14	33	21	16	13	29	26	14	14	"	3	"	2	1	2	"	2

Henry	1	1	1	1	5	1	1	1	1
Thomas Barry	2	1	1	1	5				
Oliver B. Suit	2	3	1	1	4				
Horatio Suit	1	2	3						
Joseph Fry	2	1	1						
Benjamin Fry	2	2	1	1	3				
Timothy Jackson								1	1
Thomas Campbell	1	2	2	1	5	1	1	3	1
Priscilla French	1	1	1	1	5	2	2	4	2
Marshall King	1	1	1	1	4	1	7	2	3
Singleton Mitchem	1		1		2			1	1
Thomas Gooden	3	2	1	1	1				
Theodore Mottent	1								
Basile Mottent	1	1	1	1	1				
Agnat O'Maguire	1								
William B. Brian	1	1							
William Thomas	1	1			6	1	3	1	1
Joseph A. Wilson	1	1			10	4	3	4	1
Thomas Nipton	1	1	1	1					
Titusman Hillman	3	2	2	1	24	2	10	6	6
Joseph Kent	3	2	2	4	33	16	4	5	2

Fielder Gault	1	1	1	1	4	1	1	1	1
Jacob Hater	1			1	2	3	1	2	1
William Halloway					4		1	1	
Richard H. Waring	1								
Amos G. Minto	4		2		1				
Jane Ruple						2	1	1	1
William Bond	1		1	4	3	2			
Joseph Suit	4	1	1	3	1	2	1	2	2
John Waring	1	1	3	1	8	2	1	2	2
Walter H. Military	1		1		7	1	2	2	4
Alexander H. Boy	1		1	2					
Richard Millikin	1	1	1	1		1	2		
William Harvey	1	1	1		2	1	2		1
Lucy Henry						1			
A. C. Brown	1		1						
George Page	1	2	2	1	3		1	1	2
Anthony Crain	1	1		1	4		1	1	2
William Getridge									
Stephen Lemons	1	1	1	3	3				
Edward Maguira	1	1	1	1	6	1	1	5	2

28 16 " 12 19 15 20 7 24 16 17 1 98 1 6 53 27 30 14 58 28 23 7 3 " 3 3 3 1 3 2

Plymouth	Archibald Dent	1	1			1		13		1	1			2	1			
	James Shaw	2		1		1		4		1	1			1	1			
	Virginia Hilliard	1	1	2	1		3	1	4	1	4	2	2	2	3	1	3	2
	Zachariah Burdy			1		1		10		2	5		3	4	1	1		
	Wm. Bond	2				1		9		4	11	1	2	1	5	1	2	2
	Samuel Sutton		2			1		3	3									1
	Frederic Maynard	3		1		1		9		2	2		2	3	1	1		
	Edward Hunt	2		1		3		1										
	Joseph Walling	2	1		1	2		1		1								
	George Talbot	2		1		1	1	3		1	3			1			1	
	Samuel Tibbets		2	1		2	1	8		1	3	1		4		2		
	John Brada	3		1		2	2	2			1							
	Nathan Perkins		1	2				3										
	Joseph Atley	2		1	1	1	3	1	7									
	Samuel Smith		1	1		2		1		1								
	Wm. Colquhoun	1	1			1		6		1				2				
	Adam Grant	1			1	2	2	1	4					2				
	Wm. Hill						2	3									1	
	Thomas Swan	2		1		1												
	Thomas Witt	1		1		2	1	17		6	4	3	4	2	3	6	2	
	John Hason	2	1	1	4	1	1	1	3	6								

	John Brashay	2		1		1	1	1																						
	Alexander Jones	2		2		1	1	2	1	2																				
	Samuel Glyde	1		1		1	1	1	1	11		1		1	1															
	Samuel Glyde		1			1		1	1	3		1		1																
	John Baldwin		2		1		1	2	4				1	1																
	Nicodemus Arata	1			1		1	1	2																					
	Richard Griffith	2		1	1	2		3	1	1																				
	Robert Chews		1				2	3	16		6	1	1	6	5	2														
	Philip Chews															3	1	1	3	1										
	Francis Brown	1	1	1	1	1		1	3																					
	Abraham Sumner	2	1			1		1	3																					
	Richard Sumner	2		1		3	1	1	3																					
	Robert Sumner	1	2		1	1	2	1	1		1																			
	William Sumner	2		1	1	4	1	1																						
	Nathan Tarkenton	2			1			1			1																			
Waldenbury	Thomas Bruce	1	1	3		1	1	1	12		8	3	1	2	7	2	2	1	1											
	Dr. Jacob Smith	1						1			1																			
	Dr. William Currier										1				2	2	1	1	1											
	Dr. John Currier	3						1			1																			
	Dr. Mary Hayward	1						1			1																			
	TOTAL	40	19	3	22	26	16	38	21	22	28	15	6	148	19	38	24	12	45	22	13	10	5	2	4	3	4	1	1	3

St. George	William Selby	3	1	1	2	1	1	3	1	2	1								
	Richard Pills	2	1		1	3	2	1		1	1	1							
	Sarah Baldwin	1	1	1	1			2	5	1	1								
	Betsy Cume																	2	1
	Robert Weston	1			1	3		1			1								
	Thomas B. Lewis	1	1		1			1			1								
	William G. Tansaw	1			1		1	1	11	2	4	1	2	5	1				
	Benjamin E. Gault			2	1	1	2	1	15	5	6	3	3	9	5	6			
	Ann Gault	3			1		1		9	5	2	2	2	1	3				
	Bennet Jones			1		1	1												
	William & Mollie	1	2		1	2	1	2	4										
	Margaret Nickman				1	1		1		1			1	1	1				
Blairburg	Bartholomew							1		1	2		1	1	1				
	Ruth Sheriff							2											
	Samuel Thompson	2			1	2		1	7										
	Shadrach Clark																	1	1
	Sarah Brown		1			1		1	1										
	Kathas Tucker	3			1	2		1		1									
	Katharine Low	2	3		1	1		1	5	2				1					
	Mary Barrett		1	3			1	1	8		2		2						
	Fredrick Hays	2	2		1	2	2	1	5										

James King	1		1						15	7	5	4	4	2	4																						
Benjamin Perry		1	1	1			1	1	23	9	3	7	3	8	6	3	3																				
John Hall	2	2		1	1	1		1																													
Francis L. Neal	2			1	3	1	1	1	28	13	2	3	3	13	7	6	5																				
Ann Maguire								1	8	2	1	4	1	3	1	2	3																				
Zachariah White	1	1			1	1	2	1																													
Robert Grimes	1	1			1	3	1	1																													
Joshua Gassaway										1								1	1																		
Elisha Berry			2			1	1		7		1	2		5	1	2	1																				
Lancelot Wilson										2				4	1	1																					
Thomas Low	2	1				1			4		2				1																						
Rachael Guff	1					1		1	1			1																									
Walter Denton			1			1	2	1	23		2	1			2	1																					
Born John			1	1		1		1	7	4	3	1		2	3	1	1																				
Elizabeth Low			1			3		1																													
Jeffrey Bradford									2									1	1																		
Abigail Bossett										1								1	1																		
Samuel Sheriff	2				1	2		1	2		1																										
Galton Wickett	2			1		3		1	7																												
Henry South	2	2				1		1																													
										35	20	2	13	13	12	34	19	14	20	18	167	8	58	35	29	15	55	37	31	16	4	2	1	4	3	2	1

Page No.	1.	18	11	2	12	15	8	21	11	10	11	5	11	30	11	13	15	15	3	2	7	12	2	2	7	3	"	2	3	2	2	1	38
	2.	26	13	4	15	20	17	34	20	30	19	11	7	94	11	14	33	21	16	13	29	20	14	14	"	3	"	2	1	3	"	2	
	3.	28	16	"	12	19	15	20	7	24	16	17	1	58	1	6	33	27	30	14	55	28	23	7	3	"	3	3	3	1	3	2	
	4.	40	19	3	22	26	16	38	21	22	25	15	6	118	"	19	38	34	12	12	45	22	15	10	5	2	4	3	4	1	1	3	
	5.	24	12	2	17	20	17	22	14	21	21	17	2	92	"	31	20	23	18	13	36	17	11	8	7	"	4	3	4	1	4	4	
	6.	35	20	2	13	13	12	34	19	14	20	19	"	167	"	8	58	35	29	15	55	37	31	16	4	2	1	4	"	3	2	1	
	7.	30	12	1	11	10	12	25	7	12	7	"	114	"	1	10	14	14	13	9	25	24	19	5	1	3	21	7	5	"	5		

Total Aggregate	201	105	14	10	12	19	14	122	130	127	90	5	1823	108	29	30	150	133	25	175	124	81	45	16	18	20	36	17	18	19	19
						112		127		130				150				124		13						15				18	
						106		122		130				209				175		16						45				17	
						201		194		134				748				325		94						94				90	
						635		663		663				748				703		94						94				90	

Total White
Total Colored
Total Male
Total Female
Total Free
Total Slave
Total Aggregate of

Total White
Total Colored
Total Male
Total Female
Total Free
Total Slave
Total Aggregate of

635
663
748
703
94
90
2935

CERTIFICATE, to be signed by two respectable Inhabitants of the Division, and returned, annexed to the Schedule [No. 10] by the Assistant to the Marshal.

We hereby certify, that a correct copy of the above Schedule, signed by the said *Richard J. Howard* has been set up and remained at two of the most public places within the Division open to the inspection of all concerned.

Richard J. Howard
W. Sumner

	David Flower																																																				
	Margaret Burns	1								2																																											
	Drusilla Gordon																																																				
	John B. Lavender	2																																																			
	James Fountain																																																				
	Ellen Johns																																																				
	Matilda Hanson																																																				
	Charles Beston																																																				
	Nachol Jones																																																				
	Isaac Jones	2																																																			
	Thomas S. Jones	1																																																			
	Daniel Lewis		1	1	1																																																
	Benjamin Miller																																																				
	John Carter	2	1			1																																															
	Isaac Ball			1	1	1																																															
	Benjamin Ball	2				2																																															
	John Johnson	1				1																																															
	Edward Larcie		1																																																		
	John Wilson	1	1			1																																															
	Thomas Ball		1			2																																															

4
8

The number of Persons within my Division, consisting of 5051 — , appears in a Schedule hereto annexed, subscribed by me, this first day of December in the year one thousand eight hundred and twenty.

[No 1]

James Forrest Assistant to the Marshal of Maryland

Schedule of the whole number of Persons in the Division allotted to

Julius Forrest

Table with columns: Name of the County, Parish, Township, Town or City, where the Family resides; Free White Males (ages 10-15, 15-20, 20-25, 25-30, 30-35, 35-40, 40-45, 45-50, 50-55, 55-60, 60-65, 65-70, 70-75, 75-80, 80-85, 85-90, 90-95, 95-100); Free White Females (ages 10-15, 15-20, 20-25, 25-30, 30-35, 35-40, 40-45, 45-50, 50-55, 55-60, 60-65, 65-70, 70-75, 75-80, 80-85, 85-90, 90-95, 95-100); Slaves (Males: under 14, 14-20, 20-25, 25-30, 30-35, 35-40, 40-45, 45-50, 50-55, 55-60, 60-65, 65-70, 70-75, 75-80, 80-85, 85-90, 90-95, 95-100; Females: under 14, 14-20, 20-25, 25-30, 30-35, 35-40, 40-45, 45-50, 50-55, 55-60, 60-65, 65-70, 70-75, 75-80, 80-85, 85-90, 90-95, 95-100); Free Colored Persons (Males: under 14, 14-20, 20-25, 25-30, 30-35, 35-40, 40-45, 45-50, 50-55, 55-60, 60-65, 65-70, 70-75, 75-80, 80-85, 85-90, 90-95, 95-100; Females: under 14, 14-20, 20-25, 25-30, 30-35, 35-40, 40-45, 45-50, 50-55, 55-60, 60-65, 65-70, 70-75, 75-80, 80-85, 85-90, 90-95, 95-100); All other persons except Indians not taxed.

Handwritten entries for the first section of the census table, including names like Ralph Millston, William Beames, David Crauford, Thomas W. Hodges, James Menpe, Thomas Tydings, David K. Scott, Truman Tyler, Basil Bowling, John Stanton, Benjamin Lee, Felix Wood, Joseph Fowler, Dennis Burgess, Eleanor Beames, Alexander H. Dotler, Walter Harwood, John Littlewood, John Hodges, Henry Hall.

Handwritten entries for the second section of the census table, including names like John Jones, Thomas S. Green, Benjamin Bean, Benjamin Stone, William Hall, John Duckett, Solomon Scott, Edward Scott, Elias H. Melton, William Jones, John Walker, John Sunbury, Lewis Turner, William Hutchinson, Philip V. Myers, Eliza Perry, James Linnick, John A. Brown, Francis Brown, John P. Sumner.

88

98

The number of Persons within my Division, consisting of **5051** appears in a Schedule hereto annexed, subscribed by me, this **first** day of **December** in the year one thousand eight hundred and twenty. **Julius Forrest** Assistant to the Marshal of **Maryland**

Schedule of the whole number of Persons within the Division allotted to **Julius Forrest**

Name of the County, Parish, Township, Town or City, where the Family resides.	Name Hheads of Families.	Free White Males										Free White Females					Slaves		Free Colored Persons									
		Males					Females					Males		Females		Males					Females							
		to 10	to 14	to 15	to 20	to 43	to 10	to 15	to 20	to 43	to 15	to 43 &c.	to 14	to 20	to 15	to 43 &c.	to 14	to 20	to 15	to 43 &c.	to 14	to 20	to 15	to 43 &c.				

		148	63	22	128	70	67	124	78	0	0	0	0	4	5	6	37	207	60	4	150	77	74	11	0	13	14	7	12	57
	12																													

		2					2		1				17	1	9	7	2	2				4								

This persons are included on another family

Francis Maddox 2

The number of Persons within my Division, consisting of **5051**, appears in a Schedule hereto annexed, subscribed by me, this **first** day of **December** in the year one thousand eight hundred and twenty. *Julius Forrest* Assistant to the Marshal of *Maryland*

Schedule of the whole number of Persons in the Division allotted to *Julius Forrest*

Table header with columns: Name of the County, Parish, Township, Town or City, where the Family resides; Heads of Families; Free White Males (ages 10-18, 18-25, 25-45, 45-60, 60-75, 75+); Free White Females (ages 10-15, 15-20, 20-25, 25-45, 45-60, 60-75, 75+); Slaves (Males: 14-20, 20-45, 45-80; Females: 14-20, 20-45, 45-80); Free Colored Persons (Males: 14-20, 20-45, 45-80; Females: 14-20, 20-45, 45-80). All other persons except Indians not taxed.

Handwritten table listing names and counts. Includes: Samuel Butler (2), Mitchell (2), Thomas Powers, Ignatius Adams (2), John Mayhew (2), Samuel Slaritt (2), Mary Digges, Susannah Hamilton, Addison Lurvey, Bonoma Nichols, Walter Swaine (3), John W. Smith, Thomas H. Lewis, Sarah Hodges, Catherine Howard (1), Richardson Macoby, Manapa Bell, William Mills (2), Samuel Easton. Includes handwritten note: 'These persons resided in this district on the first of August & subsequently removed'. Totals at bottom: 205 80 27 160 138 83 195 74 41 126 79 16 1281 25 114 340 399 281 193 346 386 259 155 33 11 10 19 22 16 14 20 36 25

Handwritten table listing names and counts. Includes: Thomas Loper, William Wootton, James Davis, Sarah H. Slaritt, Nicholas S. Mathias, Benedict Horn (4), William Smith, Gerrard Talburt (2), Max Doris (3), Charles Harwood (2), George Gray (1), Henderson Magruder, Richard Abigail, Ann Berry (2), John King, Margaret Hillory, Ann Berry (2), Benjamin Carter (1), Francis Davidson. Totals at bottom: 24 1 30 149 56 74 220 48 100/48 71 10 16 25 77 90 35 244 487 42 328 205 85 15 12 20 23 19 15 21 16

The number of Persons within my Division, consisting of **5051**, appears in a Schedule hereto annexed, subscribed by me, this **first** day of **December** in the year one thousand eight hundred and twenty. **Julius Forrest** Assistant to the Marshal of **Maryland**

Schedule of the whole number of Persons within the Division allotted to **Julius Forrest**

Name of the County, Parish, Township, Town or City, where the Family resides.	Names of Heads of Families.	Free White Males.										Free White Females.					Slaves.					Free Colored Persons.				
		Males.					Females.					Males.		Females.			Males.		Females.							
		to 10	to 16	16 to 21	21 to 26	26 to 43	43 &c.	to 10	to 16	16 to 21	21 to 43	43 &c.	to 14	to 20	to 43	45 &c.	to 14	to 20	to 43	45 &c.	to 14	to 20	to 43	45 &c.		
200																										

Amount brought over	241	91	30	164	156	94	220	48	160	148	91	16	1609	25	679	498	355	240	487	481	328	205	35	15	12	20	23	19	15	21	
The Master of these slaves resides in the adjoining district														1	3		2	2	7	2		1									
William Howard	2	3					2			16			4						1	1											
Crathen Morris	1						1			1																					
James Savass							1			1																					
Thomas Brown	2	1					1		1	1				1																	
Richard West		2							2	1			32	6	26	10	10	18	25	3	5	13								1	
Stephen West			2			1							25		15	8	7	1	12	2	11	3									
	246	97	30	171	161	95	224	49	162	154	91	16	1620	25	134	723	508	378	260	503	501	344	222	35	15	12	21	23	19	15	22

Whites 246
 97
 30
 171
 161
 95
 224
 49
 162
 154
 91
 1620
 25
 134
 723
 508
 378
 260
 503
 501
 344
 222
 35
 15
 12
 21
 23
 19
 15
 22

Slaves =
 770 white males / 4th column or 1st column of female slaves drops 200 in carrying to next page
 680 white females 339 - to 158 -

The slave total should read
 737-496-386-259 / 763-501-352-221
 In the 4th column an error of 200 was made in carrying total from one page to next - + errors incurred
 See notes through the Co - *me*

Slaves 723
 508
 378
 260
 503
 501
 344
 322
 35
 15
 12
 21
 23
 19
 15
 22

1869 Males
 1570 Females
 83 Males
 79 Females

Blacks 3601 + 1450 = 5051 in the election district of 17, 501 Marlborough in Prince George's County State of Maryland -

CERTIFICATE, to be signed by two respectable Inhabitants of the Division, and returned, annexed to the Schedule [No. 1.] by the Assistant to the Marshal.

We hereby certify, that a correct copy of the above Schedule, signed by the said *Julius Forrest* has been set up and remained at two of the most public places within the division open to the inspection of all concerned.

James Kemp
H. D. Esq.
Amos Wassell
Humphrey Esq.

The number of Persons within my Division, consisting of 5051, appears in a Schedule hereto annexed, subscribed by me, this first day of December in the year one thousand eight hundred and twenty. Julius Forrest Assistant to the Marshal of Maryland

Schedule of the whole number of Persons within the Division allotted to Julius Forrest

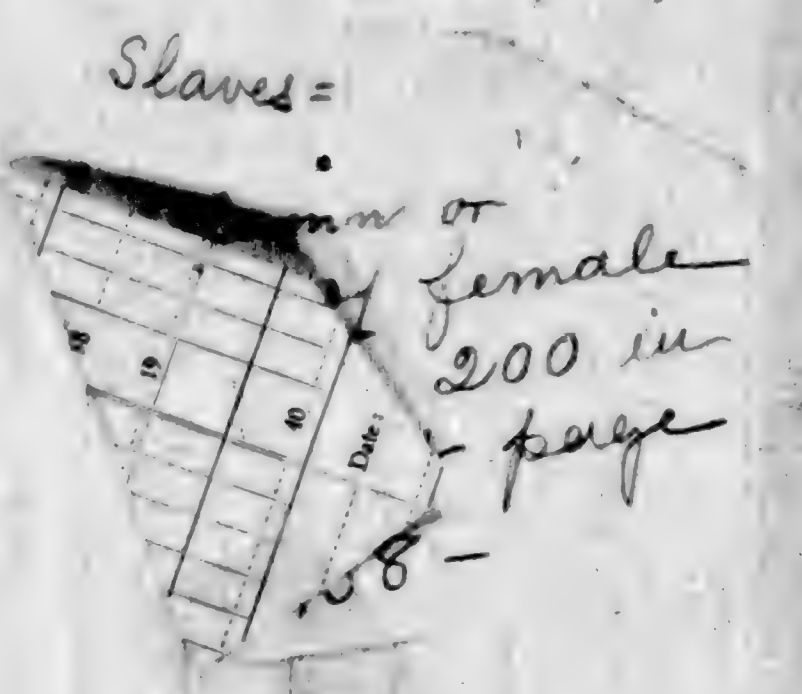
Name of the County, Parish, Township, Town or City, where the Family resides.	Names of Heads of Families.	Free White Males								Free White Females					Slaves					Free Colored Persons												
		Free white males under ten years.	Free white males of ten and under sixteen.	Free white males between sixteen and twenty.	Free white males of twenty and under twenty-five, including heads of families.	Free white males of twenty-five and under forty, including heads of families.	Free white males of forty-five and upwards, including heads of families.	Free white females under ten years of age.	Free white females of ten and under sixteen.	Free white females of sixteen and under twenty, including heads of families.	Free white females of twenty and under forty, including heads of families.	Free white females of forty-five and upwards, including heads of families.	Males under fourteen.	Males of fourteen and under twenty-six.	Males of twenty-six and under forty-five.	Males of forty-five and upwards.	Females of fourteen.	Females of fourteen and under twenty-six.	Females of twenty-six and under forty-five.	Females of forty-five and upwards.	Males under fourteen years.	Males of fourteen and under twenty-six.	Males of twenty-six and under forty-five.	Males of forty-five and upwards.	Females of fourteen years.	Females of fourteen and under twenty-six.	Females of twenty-six and under forty-five.	Females of forty-five and upwards.				
		to 10	to 16	to 20	to 25	to 45	to 10	to 16	to 20	to 45	to 14	to 26	to 45	to 45 & over	to 14	to 26	to 45	to 45 & over	to 14	to 26	to 45	to 45 & over	to 14	to 26	to 45	to 45 & over						
		241	30	164	156	94	220	148	160	148	91	16	1669	25	125	499	490	359	244	487	481	528	205	35	15	12	20	23	19	15	21	
															1	3	2	2	7	2	1											
		240	97	20	171	161	45	224	49	162	154	91	16	1620	25	134	723	508	378	260	503	501	344	222	35	15	12	21	23	19	15	22

Amount brought over 241 91 30 164 156 94 220 148 160 148 91 16 1669 25 125 499 490 359 244 487 481 528 205 35 15 12 20 23 19 15 21

The Master of these slaves resides in the adjoining district

48 Williams Howard 2 3 1 2 1 4
 Nathan Morris 1 1 1
 James Savers 1 1
 Thomas Brown 2 1 1 1 1
 Richard West 2 1 2 1 82 6 26 10 10 13 25 15 5 13
 Stephen West 2 1 25 15 9 7 1 12 2 11 3 1

Whites - 2467
 87
 111 770 white males
 101
 959
 224
 49
 162 680 white females
 154
 91
 Whites 1450



The slave total should read
 737-496-386-259 // 763-501-352-221

In the 4th column an error of 200 was made in carrying total from one page to next - & errors missed.

See notes through the Co- *me*

Slaves 723
 508
 376 1869 Males
 260
 503
 501
 344 1570 females
 222
 33
 45 83 Males
 12
 81
 23
 19 79 females
 15
 22

Blacks 3607 + 1450 = 5051 included in the election district of Upper Marlborough in Prince George's County State of Maryland

CERTIFICATE, to be signed by two respectable Inhabitants of the Division, and returned, annexed to the Schedule [No. 1] by the Assistant to the Marshal.

We hereby certify, that a correct copy of the above Schedule, signed by the said Julius Forrest has been set up and remained at two of the most public places within the division open to the inspection of all concerned.

James Kemp
H. D. Esquire
Amos Davison
Humphrey Beckett

The number of Persons within my Division, consisting of ~~white~~ , appears in a Schedule hereto annexed, subscribed by me, this day of ~~August~~ in the year one thousand eight hundred and twenty. Assistant to the Marshal of ~~Virginia~~

Schedule of the whole number of Persons within the Division allotted to

Table with columns for Name of the County, Free White Males, Free White Females, Slaves, and Free Colored Persons. The table is organized into several sections based on gender and age groups.

Prince George Co - continued

Handwritten data for Prince George Co - continued, listing names and corresponding numerical counts in the census columns.

Handwritten data for another section, listing names and corresponding numerical counts in the census columns. Includes a final row of totals.

The number of Persons within my Division, consisting of _____, appears in a Schedule hereto annexed, subscribed by me, this _____ day of _____ in the year one thousand eight hundred and twenty.

Assistant to the Marshal of _____

Schedule of the whole number of Persons within the Division allotted to _____

Table with columns for Name of the County, Names of Heads of Families, Free White Males (subdivided by age groups: under 10, 10-16, 16-18, 18-26, 26-43, 43 & over), Free White Females (subdivided by age groups: under 10, 10-16, 16-26, 26-43, 43 & over), Slaves (subdivided by gender and age: Males under 14, 14-20, 20-45, 45 & over; Females of 14 and under, 14-20, 20-45, 45 & over), and Free Colored Persons (subdivided by gender and age: Males under 14, 14-20, 20-45, 45 & over; Females of 14 and under, 14-20, 20-45, 45 & over).

Handwritten entries for the first section of the schedule, listing names such as James Cooksey, Thomas C. Capel, William M. Keay, Henry Crompton, and others, with corresponding numerical data in the columns.

Handwritten entries for the second section of the schedule, listing names such as James B. Wilson, John Tarrin, John B. Rowlands, and others, with corresponding numerical data in the columns.

The number of Persons within my Division, consisting of [unclear], appears in a Schedule hereto annexed, subscribed by me, this day of [unclear] in the year one thousand eight hundred and twenty.

Assistant to the Marshal of [unclear]

Schedule of the whole number of Persons within the Division allotted to

Table with columns: Name of the County, Parish, Town or City, where the Family resides; Names of Heads of Families; Free White Males (subdivided by age groups); Free White Females (subdivided by age groups); Slaves (subdivided by sex and age groups); Free Colored Persons (subdivided by sex and age groups).

Handwritten entries for families: Mary Taylor, James Taylor, George Norton, Sarah Butler, Elizabeth Butler, William Dubany, James Ford, Catherine Rowlings, John B. Thomas, John Paddy, Robert Paddy, John T. Wild, Henry Johnson, John Felby, George J. Wood, Catherine Brightwell, William Curdman, Theodore Sumner, Levin Brightwell, John Ellis, James Gibson. Includes handwritten counts for each category.

Handwritten entries for families: Richard Pierce, Lucilla B. B. B., Maria Davis, Charles S. B. B., Elizabeth B. B., Henry B. B., Elizabeth B. B., John B. B., Levin B. B., William B. B., Joseph B. B., John B. B., Harriet B. B., George B. B., Elizabeth B. B., Benjamin Pierce, John B. B., Henry B. B., John B. B., John B. B. Includes handwritten counts for each category.

110

161

The number of Persons within my Division, consisting of ~~White~~, appears in a Schedule hereto annexed, subscribed by me, this 17th day of August in the year one thousand eight hundred and twenty.

Assistant to the Marshal of Massachusetts

Schedule of the whole number of Persons within the Division allotted to

Table with columns: Name of the County, Parish, Town, City, where the Family resides; Free White Males (subdivided by age groups); Free White Females (subdivided by age groups); Slaves (Male/Female); Free Colored Persons (Male/Female).

Main data table listing names of individuals and their counts across various age and gender categories. Includes names like James Keavill, Henry Swain, Tabitha Springfield, etc. Total counts are provided at the bottom of the table.

189

881

The number of Persons within my Division, consisting of ~~176~~, appears in a Schedule hereto annexed, subscribed by me, this 17 day of August in the year one thousand eight hundred and twenty.

Assistant to the Marshal of Highland

Schedule of the whole number of Persons within the Division allotted to

Table with columns for Name of the County, Free White Males (ages 10-65), Free White Females (ages 10-65), Slaves (Males and Females), and Free Colored Persons (Males and Females).

Handwritten data table listing names (e.g., Susan Bleaford, John Batcher, Richard Thompson) and their corresponding counts in the census categories.

Second section of handwritten data table listing names (e.g., Harriet Brooke, Isaac James, Thomas Clute) and their corresponding counts.

220 100 28 135 154 97 225 108 157 144 107 2 119 11 41 375 200 147 79 386 207 158 107 4 1 16 10 11 30 15 14 19

The number of Persons within my Division, consisting of ~~1178~~ appears in a Schedule hereto annexed, subscribed by me, this 11 day of August in the year one thousand eight hundred and twenty.

James Assistant to the Marshal of Highland

Schedule of the whole number of Persons within the Division allotted to

Table with columns: Name of the County, Parish, Town or City, where the Family resides; Free White Males (ages 10-45, 45 & over); Free White Females (ages 10-45, 45 & over); Slaves (Males and Females by age); Free Colored Persons (Males and Females by age).

Handwritten entries in the table grid, listing names like 'William Smith', 'John Brown', and numerical data corresponding to the table columns.

Have total should read as per corrected columns -
439-223-169-86 = 418-239-151-85
917 - 926
1,843

CERTIFICATE, to be signed by two respectable Inhabitants of the Division, and returned, annexed to the Schedule (No. 1.) by the Assistant to the Marshal.

We hereby certify, that a correct copy of the above Schedule, signed by the said James has been set up and remained at two of the most public places within the division, open to the inspection of all concerned.

Phil Chew
Geo. W. Biscoe

The number of Persons within my Division, consisting of *Piscataway District* appears in a Schedule hereto annexed, subscribed by me, this *the Twenty* day of *October* in the year one thousand eight hundred and twenty. *John Henry Carroll* Assistant to the Marshal of *Maryland*.

Schedule of the whole number of persons within the Division allotted to *John Henry Carroll*

Name of the County, Parish, Township, Town or City, where the Family resides.	Names of Heads of Families.	Free White Males										Free White Females					Slaves										Free Colored Persons				
		Males					Females					Males					Females					Males					Females				
		to 10	to 16	16 to 18	16 to 20	to 43	43, &c.	to 10	to 16	to 20	to 43	43, &c.	Males under fourteen.	Males of fourteen and under twenty-six.	Males of twenty-six and under forty-five.	Males of forty-five and upwards.	Females of (under) fourteen.	Females of fourteen and under twenty-six.	Females of twenty-six and under forty-five.	Females of forty-five and upwards.	Males under fourteen years.	Males of fourteen and under twenty-six.	Males of twenty-six and under forty-five.	Males of forty-five and upwards.	Females under fourteen years.	Females of fourteen and under twenty-six.	Females of twenty-six and under forty-five.	Females of forty-five and upwards.			

Prince George County
 Number brought Over 170 78 31 131 171 89 174 75 128 112 79 2 949 14 77
Lewis Davis / /
John Martin /
Patrick Butler /
David Murry /
Thomas Wallace /
Alexander M. Loughlin /
Daniel Boone /
James Hew /
William Buttermilk /
John B. Bryan /
John Gray /
Lewis Gray /
Isaac Lyles /
Nancy Clarke /
Susanina Clarke /
John Wright /
Benedict Faggato /
Lewis Goddard /
Gregory Gray /

<i>MALES 21 AND OVER.</i>	<i>Militia</i>	17	37	17
	<i>Literate</i>	18	38	18
	<i>Militia</i>	19	39	19
	<i>Total</i>			
	<i>Total dist</i>	40	40	40

Slave Total should read = 1st Dist

2	2	2	1					
43	19	19	9	=	42	22	12	8
29	18	11	7	=	22	23	11	4
37	35	10	7	=	51	21	18	6
27	16	10	4	=	42	11	10	8
89	44	28	26	=	66	37	42	28
50	32	21	12	=	67	33	19	11
63	30	29	17	=	40	19	24	19

340 - 196 - 128 - 82 = 329 - 168 - 136 - 85
 746 718
 Total = 1.464

See previous pages for Corrections

John Hatton /
Richard Hatton /
Randolph Pegg /
Noah Hardy /
Charles Taylor /
Robert Andrews /
George Ewell /
Bartley Hardy /
Cornwell Longcore /
John M. Dowell /
Elijah Lenton /
John Hanna /
Stephen Thompson /
Aquilla Barton /
John Dickerson /
Hugh Dilling /
Isaac Jones /
James Burdwell /
Hanson Pile /
George Beard /

<i>MALES 21 AND OVER.</i>	<i>Militia</i>	17	37	17
	<i>Literate</i>	18	38	18
	<i>Militia</i>	19	39	19
	<i>Total</i>			
	<i>Total dist</i>	40	40	40

340 - 196 - 128 - 82 = 329 - 168 - 136 - 85
 746 718
 Total = 1.464

Benjamin Goddard	2			1		1			1														1
Ann Tracy				1		1	1	1			1												1
John H. Bennett				1							1												1
Joseph L. Bennett	1	1	1	1		1	1		1														1
Benjamin Gray											3									2		1	1
Mary Moreland		1	2			1			1						1								1

Basil Hutton				1						36	16	8	4	5	11	9	7	2					101
Mary G. Hardy		5						1		1													1
Nathaniel Cunniff				1																			1
Bryan H. Mulhony				1																			1
John Robinson	1			1	2	2		1			1												1
Henry P. Langufield				1						10	1	3	8	1	4	5	3	1					1
John Nadel	2			1	1	2		1															1
Matilda Gray										1									2			1	1
John Linsay				1	3			1		3	2	3		2	1	3	1		1				1
Abraham Clarke				1			1			1													1
William A. Langufield	1	1		1	1			1		17	5	6	6	6	5	11	6	2	5		1	1	1
John Ward				1						1													1
James Wetster Over	2			1		2		1		6		2	2	1		2	2						1
Augustus W. Poup	1			1		4	1	1				5	5			2	3	1				1	1
Elizabeth Palmer	1			1				2		1													1
John Palmer	1			1		2	1	1	1	7		5	1	1	1	2	2		1				1
Bartheba Lanham						2			1	2		2	2	3		1	1	1	1				1
William Bryan	2			1		2		1		3		1											1
Charles Downs				1								1											1
John Goddard						1				1													1

Number raised Over 198 89 36 192 201 115 206 91 150 130 96 5 1118 18 185 536 248 151 150 479 318 198 111 31 12 13 12 28 17 16 14 195
SHE 200 241

The number of Persons within my Division, consisting of *Discalaway District* appears in a Schedule hereto annexed, subscribed by me, this *the Twenty day*
of *October* in the year one thousand eight hundred and twenty. *John Henry Carroll* Assistant to the Marshal of *Maryland*

Schedule of the whole number of Persons within the Division allotted to *John Henry Carroll*

Name of the County, Parish, Township, Town or City, where the Family resides	Names of Heads of Families	Free White Males					Free White Females					Slaves				Free Colored Persons												
		Free white males under ten years	Free white males of ten and under sixteen	Free white males between sixteen and twenty-one	Free white males of twenty-one and under twenty-six, including heads of families	Free white males of twenty-six and under forty-five, including heads of families	Free white males of forty-five and upwards, including heads of families	Free white females under ten years of age	Free white females of ten and under sixteen	Free white females of sixteen and under twenty-one, including heads of families	Free white females of twenty-one and under forty-five, including heads of families	Free white females of forty-five and upwards, including heads of families	Males under fourteen	Males of fourteen and under twenty-six	Males of twenty-six and under forty-five	Males of forty-five and upwards	Females of fourteen and under twenty-six	Females of twenty-six and under forty-five	Females of forty-five and upwards	Males under fourteen years	Males of fourteen and under twenty-six	Males of twenty-six and under forty-five	Males of forty-five and upwards	Females under fourteen years	Females of fourteen and under twenty-six	Females of twenty-six and under forty-five	Females of forty-five and upwards	
		to 10	to 16	to 21	to 26	to 45	to 10	to 16	to 21	to 45	45, &c.	to 14	to 26	to 45	45, &c.	to 14	to 26	to 45	45, &c.	to 14	to 26	to 45	45, &c.	to 14	to 26	to 45	45, &c.	

County	Name	No. brought over	to 10	to 16	to 21	to 26	to 45	45, &c.	to 10	to 16	to 21	to 45	45, &c.	Males under 14	Males 14-26	Males 26-45	Males 45+	Females under 14	Females 14-26	Females 26-45	Females 45+	Males under 14	Males 14-26	Males 26-45	Males 45+	Females under 14	Females 14-26	Females 26-45	Females 45+	Total		
Discalaway	John Griffin	1												3	1	1	3	1			2									130		
	Ann King																															
	Samuel Lovelip	1				1	2			2				1																		
	Jacob Lidel																		2	1			2	2	1	1						
	Elizabeth Jones	1												1																		
	Thomas Jones																															
	Fendel Robinson																															
	Letecia Thom	1																														
	Thomas Fenley					1				1			4		2	2	1															
	John Fraizier						1			2			2		3			5			1											
	William Fraizier																															
	John Fraizier Junr																															
	Lucy Callahan				2					1		1	2																			
	Patriek M. Guin					1				1			1																			
	Thomas Callahan	1				1				1			1																			
	Thomas Boyan				1				2			2	4		2	4	2	1														
	Joseph Boyan					1							1																			
	James Gray	2	3			1			1			1	2																			
	Delora Neal Davis	1																														
Discalaway	John Shearwood					1						1																				
Discalaway	Hesiah Shearwood					1																										
Discalaway	Lewis Shearwood	2																														
Discalaway	Byard M. Love					1						5	2	1	2		2	1														
Discalaway	Thomas B. Lyle	1			1		2	1	1			9	3	1	3	3	4	3	3	1												
Discalaway	Dennis M. Lyle				1		1		1			5	2	2	1		1															
Discalaway	Benjamin Walker				1		1		1			3		1		5	1															
Discalaway	Letitia Walker					1						1																				
Discalaway	George Smith Over	1				1			1			40	1	18	4	10	4	18	11	9	3											
Discalaway	John Munn	4				1		1		1		3	2	1		1	1															
Discalaway	Benedict J. Lemmis					1		1					1																			
Discalaway	Ann Downs																															
Discalaway	George Lamban					1			1				1																			
Discalaway	Thomas Bartow												1	2												2	1		1			
Discalaway	John White																															
Discalaway	Hockety																															
Discalaway	Total	212	94	39	214	218	121	214	100	162	136	115	6	195	573	261	165	159	520	335	213	118	33	13	15	16	30	19	17	16	219	

Free White Males 847 White females 717 Male Slaves 118 Female Slaves 119 Free Colored Persons 77

The number of Persons within my Division, consisting of *Piscataway District* appears in a Schedule hereto annexed, subscribed by me, this *the Twenty day* of *October* in the year one thousand eight hundred and twenty. *John Henry Carroll* Assistant to the Marshal of *Maryland*.

Schedule of the whole number of Persons within the Division allotted to *John Henry Carroll* 88

Name of the County, Parish, Township, Town or City, where the Family resides.	Names of Heads of Families.	Free White Males										Free White Females				Slaves										Free Colored Persons						
		Males					Females					Males					Females					Males		Females								
		to 10	to 16	16 to 18	16 to 26	to 45	15, &c.	to 10	to 16	to 26	to 45	15, &c.	to 14	to 26	to 45	45, &c.	to 14	to 26	to 45	45, &c.	to 14	to 26	to 45	45, &c.								
		Free white males under ten years.	Free white males of ten and under sixteen.	Free white males between sixteen and eighteen.	Free white males of sixteen and under twenty-six, including heads of families.	Free white males of twenty-six and under forty-five, including heads of families.	Free white males of forty-five and upwards, including heads of families.	Free white females under ten years of age.	Free white females of ten and under sixteen.	Free white females of sixteen and under twenty-six, including heads of families.	Free white females of twenty-six and under forty-five, including heads of families.	Free white females of forty-five and upwards, including heads of families.	Paragones not authorized.	Number of persons engaged in Commerce.	Number of persons engaged in Manufactures.	Males under fourteen.	Males of fourteen and under twenty-six.	Males of twenty-six and under forty-five.	Males of forty-five and upwards.	Females of (under) fourteen.	Females of fourteen and under twenty-six.	Females of twenty-six and under forty-five.	Females of forty-five and upwards.	Males under fourteen years.	Males of fourteen and under twenty-six.	Males of twenty-six and under forty-five.	Males of forty-five and upwards.	Females under fourteen years.	Females of fourteen and under twenty-six.	Females of twenty-six and under forty-five.	Females of forty-five and upwards.	All other persons except Indians not taxed.

Free White Males 847
White females 717
Number of White persons 1564
Number of Slaves 2380
Number of free colored persons 159
Aggregate Amount 4103

1791 female Slaves 1189
free colored persons 777
female slaves 82
77
159

Recapitulation of Piscataway Election District
Free White Males under 10 years of age 212
do of 10 under 16 94
do of 16 under 26 289
do of 26 under 45 216
do of 45 and upwards 421 847
Free White females under 10 years 214
do of 10 under 16 171
do of 16 under 26 182
do of 26 under 45 136
do of 45 and upwards 125 717
Male Slaves under 14 years of age 573
do 14 under 26 267
do 26 under 45 168
do of 45 and upwards 189 1197
Female Slaves under 14 years 521
do of 14 under 26 336
do of 26 under 45 213
do of 45 and upwards 178 1197
Free Male colored persons under 14 years 33
do of 14 under 26 13
do of 26 under 45 15
do of 45 and upwards 16 77
Free female colored persons under 14 31
do of 14 under 26 19
do of 26 under 45 17
do of 45 and upwards 16 82
Aggregate Number of Persons in Piscataway Election District 4103

CERTIFICATE, to be signed by two respectable Inhabitants the Division, and returned, annexed to the Schedule, [No. by the Assistant to the Marshal]

We hereby certify, that a correct copy of the above Schedule, signed the said has been set up and remained at two of the most public places within the division open to the inspection of all concerned.

B. S. Linn
Thomas L. Linn

John Henry Carroll

The number of Persons within my Division, consisting of *Pocahontas District* appears in a Schedule hereto annexed, subscribed by me, this *the Twenty day* of *October* in the year one thousand eight hundred and twenty. *John Henry Carroll* Assistant to the Marshal of *Maryland*.

Schedule of the whole number of Persons within the Division allotted to *John Henry Carroll*

Name of the County, Parish, Township, Town or City, where the Family resides.	Names of Heads of Families.	Free White Males										Free White Females					Slaves				Free Colored Persons											
		Males										Females					Males		Females		Males		Females									
		Free white male under ten years.	Free white male of ten and under sixteen.	Free white male between sixteen and twenty.	Free white male of sixteen and under twenty, including heads of families.	Free white male of twenty and under forty-five, including heads of families.	Free white male of forty-five and upwards, including heads of families.	Free white female under ten years of age.	Free white female of ten and under sixteen.	Free white female of sixteen and under twenty-five, including heads of families.	Free white female of twenty-five and under forty-five, including heads of families.	Free white female of forty-five and upwards, including heads of families.	Slaves as enumerated.	Number of persons engaged in Agriculture.	Number of persons engaged in Commerce.	Number of persons engaged in Manufactures.	Males under fourteen years.	Males of fourteen and under twenty-six.	Males of twenty-six and under forty-five.	Males of forty-five and upwards.	Females of (under) fourteen.	Females of fourteen and under twenty-six.	Females of twenty-six and under forty-five.	Females of forty-five and upwards.	Males under fourteen years.	Males of fourteen and under twenty-six.	Males of twenty-six and under forty-five.	Males of forty-five and upwards.	Females under fourteen years.	Females of fourteen and under twenty-six.	Females of twenty-six and under forty-five.	Females of forty-five and upwards.
to 10	to 16	16 to 20	20 to 25	25 to 45	45, &c.	to 10	to 16	to 20	to 25	45, &c.	to 14	to 20	to 25	45, &c.	to 14	to 20	to 25	45, &c.	to 14	to 20	to 25	45, &c.	to 14	to 20	to 25	45, &c.	to 14	to 20	to 25	45, &c.		

Free White Males 847 *White females* 717 *Male Slave*
White females 717
Number of White persons 1564 2.
Number of Slaves 2360
Number of free colored persons 154
Aggregate Amount 4103

CERTIFICATE, to be signed by two respectable Inhabitants of the Division, and returned, annexed to the Schedule, [No. 1.] by the Assistant to the Marshal.

We hereby certify, that a correct copy of the above Schedule, signed by the said _____ has been set up and remained at two of the most public places within the division open to the inspection of all concerned.

B. S. Saunders
Thomas C. Lyford

The number of Persons within my Division, consisting of *Spaulding District*, appears in a Schedule hereto annexed, subscribed by me, this *Tenth* day of *November* in the year one thousand eight hundred and twenty.

John H. Carroll

Assistant to the Marshal of

Maryland

Schedule of the whole number of Persons within the Division allotted to *John H. Carroll*

229

116

Name of the County, Parish, Township, City, where the Family resides.	Names of Heads of Families.	Free White Males.							Free White Females.					Number of persons under 18 years of age.	Slaves.				Free Colored Persons.										
															Males.		Females.		Males.		Females.								
		Free white males under ten years.	Free white males of ten and under sixteen.	Free white males between sixteen and twenty-one.	Free white males of sixteen and under twenty-one including heads of families.	Free white males of twenty-one and under forty-five, including heads of families.	Free white males of forty-five and upwards, including heads of families.	Free white females under ten years of age.	Free white females ten and under sixteen.	Free white females between sixteen and under twenty-one, including heads of families.	Free white females of twenty-one and under forty-five, including heads of families.	Free white females of forty-five and upwards, including heads of families.	Males under fourteen years.		Males of fourteen and under twenty-one.	Males of twenty-one and under forty-five.	Males of forty-five and upwards.	Females of under fourteen years.	Females of fourteen and under twenty-one.	Females of twenty-one and under forty-five.	Females of forty-five and upwards.	Males under fourteen years.	Males of fourteen and under twenty-one.	Males of twenty-one and under forty-five.	Males of forty-five and upwards.	Females of under fourteen years.	Females of fourteen and under twenty-one.	Females of twenty-one and under forty-five.	Females of forty-five and upwards.
to 10	to 16	16 to 18	16 to 26	to 45	45, &c.	to 10	to 16	to 26	to 45	45, &c.	to 14	to 21	to 45	45, &c.	to 14	to 21	to 45	45, &c.	to 14	to 21	to 45	45, &c.	to 14	to 21	to 45	45, &c.			
<i>Spaulding Dist.</i>	<i>Benjamin Smith of Lot 1</i>					1	1	1	1	1			1						2										
	<i>John H. Carroll</i>	2							1	2									2										
	<i>Samuel Dodson</i>					1																							
	<i>Philip Spaulding</i>		1					2	1				3	1		3		2											
	<i>Michael Dever</i>		1				1			1																			
	<i>John S. Dodson</i>	2	2				1	2	1	1			1																
	<i>Joseph Walcott</i>					1				1				2					1										
	<i>Edward C. Edelen</i>		1				1		2		4		7	2		5	2	3											
	<i>George T. Fairbank</i>					1				1	8		2	5		1	1												
	<i>Theodore Middleton</i>		1					2		1	7		5	5		4	3												
	<i>Thomas Sheriff</i>					1					1																		
	<i>Elsworth Payne</i>					1				1	7		2	1	2	2	1	1											
	<i>John Snow</i>		1				2		1		3					1	1												
	<i>Charles Ewing</i>					1				1																			
	<i>James Ewing</i>					1																							
	<i>Robert Marshall</i>							1			4		1	2															
	<i>Alexander Lopez</i>		1					1			1		1			2	2												
	<i>John Lopez</i>	2	1					2	2		6		2	2		3	1												
	<i>Henry Locke</i>					1					4		5	4		3	3												
	<i>Francis Tolson</i>	3					2				7	5	4	3	10	3	3												
	<i>Henry Locke</i>					1																							
	<i>James Carroll</i>	1	1	3																									
	<i>Wiseman G. Headle</i>					1					1																		
	<i>John Lewis</i>					1		2		1	1																		
	<i>James Beall</i>					1					2	2	2	2	1	1													
	<i>William Payne</i>					1					4	5	2	1	2														
	<i>William Payne</i>	1									3		7		4	1													
	<i>Thomas Barton</i>	2	1								1				2														
	<i>Suzanna Beas</i>					1																							
	<i>Sarah Leckie</i>						2	1			2	2	1		4	2		1											
	<i>Charles Clarkson</i>					1																							
	<i>Hesiakiah Payne</i>		1					2																					
	<i>Zachariah Walker</i>					1			2		1																		
	<i>Osborn Troy</i>					1				2	1																		
	<i>Leonard Troy</i>					1																							
	<i>Lucy Cleath</i>					1				1	3	2	4	2	3		1	2											
	<i>Lucky Brown</i>																												
	<i>Eleano G. Court</i>																												
	Amount carried over	15	12	5	24	18	13	12	21	16	11		53	41	36	20	51	24	21	12	2	1	3	1	1				

114

Prisoners

The number of Persons within my Division, consisting of *Spaulding District*, appears in a Schedule hereto annexed, subscribed by me, this *Tenth* day of *November* in the year one thousand eight hundred and twenty. *John H. Carroll* Assistant to the Marshal of *Maryland*.

Schedule of the whole number of Persons within the Division allotted to *John H. Carroll*

202

Name of the County, Parish, Township, Town or City, where the Family resides.	Names of Heads of Families.	Free White Males.										Free White Females.					Slaves.					Free Colored Persons.									
		Males.					Females.					Males.					Females.														
		to 10	to 16	16 to 18	16 to 26	to 45	45, &c.	to 10	to 16	to 26	to 45	45, &c.	Males under fourteen years.	Males of four and under twenty six.	Males of twenty six and under forty five.	Males of forty five and upwards.	Females of under fourteen years.	Females of fourteen and under twenty six.	Females of twenty six and under forty five.	Females of forty five and upwards.	Males under fourteen years.	Males of fourteen and under twenty six.	Males of twenty six and under forty five.	Males of forty five and upwards.	Females under fourteen years.	Females of fourteen and under twenty six.	Females of twenty six and under forty five.	Females of forty five and upwards.			

212 Total Free White 343 White Female 373 Male Slave 333 female Slave 250 Free colored persons 79 males 79 females 79
 Free Whites 716 Slave 613
 Aggregate Amount 1417

Recapitulation of Spaulding District

Free white males under 10 years of age 99
 do of 10 under 16 40
 do of 16 under 26 63
 do of 26 under 45 63
 do of 45 and upwards 72 343
 Free white females under 10 years of age 59
 do of 10 under 16 93
 do of 16 under 26 65
 do of 26 under 45 51 374
 Male Slave under 14 years 129
 do of 14 under 26 89
 do of 26 under 45 78
 do of 45 and upwards 37 333
 Female Slave under 14 years 74
 do of 14 under 26 47
 do of 26 under 45 29 280
 Male free Coloured persons under 14 years 43
 do of 14 and under 26 13
 do of 26 under 45 6
 do of 45 and upwards 17 79
 Female free Coloured persons under 14 years 36
 do of 14 and under 26 15
 do of 26 under 45 9
 do of 45 and upwards 19 79
 Aggregate number of Spaulding District 1488

FICATE, to be signed by two respectable Inhabitants of Division, and returned, annexed to the Schedule (No. 1.) the Assistant to the Marshal.

hereby certify, that a correct copy of the above Schedule, signed by *John H. Carroll* Assistant to the Marshal of Maryland, is kept up and remained at two of the most public places within the division, for the inspection of all concerned.

John H. Carroll
Wm. Bell

John Henry Carroll

211

218

MICROCOPY

33

ROLL

44

