



THE NATIONAL SERIES OF STANDARD SCHOOL-BOOKS

COMPRISES STANDARD WORKS

In every department of instruction and of every grade. The teacher in want of a book for any particular purpose or class, will always find the best of its kind in our catalogue. No other series even claims to be as complete as this. None is so extensive or so judiciously selected. Among so many volumes a high standard of merit is maintained, as it is our aim never to permit our imprint upon a poor or unworthy book. It is also our plan to make books not for a class or sect, but for the whole country—noobjectionable to parties and creeds, while inculcating the great principles of political freedom and Christianity, upon which all right-minded persons are agreed. Hence, and from their almost universal circulation, the name—"National Series." Among the principal volumes are

Parker & Watson's Readers—in two distinct series, each complete in itself. *The National Readers*, of full grade, in large, elegant volumes, adequate for every want of the most thorough and highly graded schools. *The Independent Readers*, in smaller volumes, for Common Schools. Low in price, but in no other respect inferior to the companion series. *Spellers* complete to accompany either series.

Davies' Mathematics—*Arithmetic, Algebra, Geometry, Surveying, &c.*—Complete in every branch—The national standard—world-renowned. Millions have been called for, and the sale increases year by year. New volumes are constantly published to take the places of those that are in the least behind the times. *Examine the new Series.*

Barnes' Brief Histories—*The United States History*; and others to follow.—For one term of study. Makes history short by omitting that which is usually forgotten, interesting by charming language and illustrations, and pointed by a system of grouping about the most important events. No dry bones or tedious statistics.

Monteith's Geographies—*Topical, Descriptive, Political, Physical.*—These works are eminently practical, and enjoy a larger circulation than any other series. From a number of volumes not necessarily consecutive, the teacher may select just the book he wants.

Steele's Natural Science—"14 Weeks"—*Books in Philosophy, Chemistry, Astronomy, Geology, &c.*—Brief, intense, popular beyond all precedent; they make science available for Common Schools.

Clark's Diagrammar.—The new system for English Grammar, by object lessons and novel analysis. Gradually superseding all others.

Worman's Modern Languages.—Complete series in the *German, French, &c.*—Upon a new plan for combining all the advantages offered by preceding authors, with signal new ones.

Searing's Classics—*Virgil's Aeneid, Homer's Illud, Cicero's Orations,* and others, with Notes, Lexicons, Maps, Illustrations, &c.—The most complete and elegant editions.

BARE MENTION only can be made in this summary of all the other standard texts published by our house, as in

English Language—CLEVELAND'S Compendiums of Literature—BOYD'S Annotated Authors, Composition, Logic, Criticism, &c.—SMITH'S Etymology, from every source of language—DEFINERS, Dictionaries, Writing Spellers, False Orthography, Dictation, Topical Lexicon—NORTHEND'S Series of Speakers—ZACHOS' Elocution, &c.

History.—MONTEITH'S Child's U. S.—MRS. WILLARD'S Series; U. S. and Universal—BERARD'S England—RICORD'S Rome—Summary of Hist., in 100 pages—Bible Hist.—Ecclesiastical Hist.

Pen and Pencil.—BEERS' Round-hand Penmanship—Copy-book Cover—National Steel Pens—SMITH & MARTIN'S Bookkeeping—CHAPMAN'S Drawing Book—Drawing Cards—ALLEN'S Map Drawing.

Natural Science.—NORTON & PORTER'S First Book—PECK'S Ganot's Philosophy—PORTER'S Chemistry—MCINTYRE'S Astronomy—PAGE'S Geology—JARVIS' Physiology—WOOD'S Botany—CHAMBERS' Zoology—PECK'S Mechanics—BARTLETT'S College Philosophy.

Important Works also are PUJOL'S French Class Book—DWIGHT'S Mythology—HUNTINGTON'S Fine Arts—CHAMPLIN'S Political Economy—MANFIELD'S Government Manual—ALDEN'S Ethics—BRQORS' Manual of Devotion—TRACY'S School Record, &c.

The Teacher's Library consists of over 30 volumes of strictly professional literature, as PAGE'S Theory and Practice—HOLBROOK'S Normal Methods—NORTHEND'S Teacher's Assistant, &c.

A DESCRIPTIVE CATALOGUE of all these and many more may be obtained by enclosing a stamp to the Publishers,

A. S. BARNES & COMPANY,

National Educational Publishers,

111 & 113 WILLIAM STREET, NEW YORK.

PRACTICAL
MATHEMATICS,

WITH

DRAWING AND MENSURATION,

APPLIED TO

THE MECHANIC ARTS.

BY CHARLES DAVIES, LL.D.,

AUTHOR OF

FIRST LESSONS IN ARITHMETIC; ARITHMETIC; UNIVERSITY ARITHMETIC;
ELEMENTARY ALGEBRA; ELEMENTARY GEOMETRY; ELEMENTS
OF SURVEYING; ELEMENTS OF ANALYTICAL GEOMETRY;
DESCRIPTIVE GEOMETRY; SHADES, SHADOWS, AND
LINEAR PERSPECTIVE; AND DIFFERENTIAL
AND INTEGRAL CALCULUS.

A. S. BARNES & COMPANY,
NEW YORK AND CHICAGO.

1875.

DAVIES' MATHEMATICS.

THE WEST POINT COURSE,

And Only Thorough and Complete Mathematical Series.

IN THREE PARTS.

I. COMMON SCHOOL COURSE.

Davies' Primary Arithmetic.—The fundamental principles displayed in the Object Lessons.

Davies' Intellectual Arithmetic.—Referring all operations to the unit 1 as the only tangible basis for logical development.

Davies' Elements of Written Arithmetic.—A practical introduction to the whole subject. Theory subordinated to Practice.

*Davies' Practical Arithmetic.**—The most successful combination of Theory and Practice, clear, exact, brief, and comprehensive.

II. ACADEMIC COURSE.

*Davies' University Arithmetic.**—Treating the subject exhaustively as a science, in a logical series of connected propositions.

*Davies' Elementary Algebra.**—A connecting link, conducting the pupil easily from arithmetical processes to abstract analysis.

*Davies' University Algebra.**—For institutions desiring a more complete but not the fullest course in pure Algebra.

Davies' Practical Mathematics.—The science practically applied to the useful arts, as Drawing, Architecture, Surveying, Mechanics, etc.

Davies' Elementary Geometry.—The important principles in simple form, but with all the exactness of vigorous reasoning.

Davies' Elements of Surveying.—Re-written in 1870. The simplest and most practical presentation for youths of 12 to 16.

III. COLLEGIATE COURSE.

*Davies' Bourdon's Algebra.**—Embracing Sturm's Theorem, and a most exhaustive and scholarly course.

*Davies' University Algebra.**—A shorter course than Bourdon, for Institutions have less time to give the subject.

Davies' Legendre's Geometry.—Acknowledged the only satisfactory treatise of its grade. 300,000 copies have been sold.

Davies' Analytical Geometry and Calculus.—The shorter treatises, combined in one volume, are more available for American courses of study.

Davies' Analytical Geometry. } The original compendiums, for those de-
Davies' Diff. & Int. Calculus. } siring to give full time to each branch.

Davies' Descriptive Geometry.—With application to Spherical Trigonometry, Spherical Projections, and Warped Surfaces.

Davies' Shades, Shadows, and Perspective.—A succinct exposition of the mathematical principles involved.

Davies' Science of Mathematics.—For teachers, embracing
I. GRAMMAR OF ARITHMETIC, III. LOGIC AND UTILITY OF MATHEMATICS,
II. OUTLINES OF MATHEMATICS, IV. MATHEMATICAL DICTIONARY.

* Keys may be obtained from the Publishers by Teachers only.

Entered, according to Act of Congress, in the year 1852, by

CHARLES DAVIES,

In the Clerk's Office of the District Court of the United States for the Southern District of New York.

PRAC. MATH.

P R E F A C E.

THE design of the present work is to afford an elementary text-book of a practical character, adapted to the wants of a community, where every day new demands arise for the applications of science to the useful arts. There is little to be done, in such an undertaking, except to collect, arrange, and simplify, and to adapt the work, in all its parts, to the precise place which it is intended to fill.

The introduction into our schools, within the last few years, of the subjects of Natural Philosophy, Astronomy, Mineralogy, Chemistry, and Drawing, has given rise to a higher grade of elementary studies, and the extended applications of the mechanic arts call for additional information among practical men.

To understand the most elementary treatise on Natural Philosophy, or the simplest work on the Mechanic Arts, or even to make a plane drawing, some knowledge of the principles of Geometry is indispensable; and yet, those in whose hands such works are generally placed, or who are called upon to make plans in the mechanic arts, feel that they have hardly time to go through with a full course of exact demonstration.

The system of Geometry is a connected chain of rigorous logic. Every attempt to compress the reasoning, by abridging it at the expense of accuracy, has been uniformly and strongly condemned.

All the truths of Geometry necessary to carry out fully the plan of the present work, are made accessible to the general reader, without departing from the exactness of the geometrical methods. This has been done by omitting the demonstrations altogether, and relying for the impression of each particular truth on a pointed question and an illustration by a diagram. In this way, it is believed that all the important properties of the geometrical figures may be learned in a few weeks; and after these properties are developed in their practical applications, the mind receives a conviction of their truth little short of what is afforded by rigorous demonstration.

The work is divided into seven Books, and each book is subdivided into sections.

In Book I. the properties of the geometrical figures are explained by questions and illustrations.

In Book II. are explained the construction and uses of the various scales, and also the construction of geometrical figures. It is, as its title imports, Practical Geometry.

Book III. treats of Drawing.—Section I., of the Elements of the Art; Section II., of Topographical Drawing; and Section III., of Plan-Drawing.

Book IV. treats of Architecture,—explaining the different orders, both by descriptions and drawings.

Book V. contains the application of the principles of Geometry to the mensuration of surfaces and solids. A separate rule is given for each case, and the whole is illustrated by numerous and appropriate examples.

Book VI. is the application of the preceding parts to Artificers' Work. It contains full explanations of all the scales and measures used by mechanics—the construction of these scales—the uses to which they are applied

—and specific rules for the calculations and computations which are necessary in practical operations.

Book VII. is an introduction to Mechanics. It explains the nature and properties of matter, the laws of motion and equilibrium, and the principles of all the simple machines.

Book VIII. embraces a description of the Table of Logarithms and their applications to many practical questions; also, many problems on the measurement of heights and distances, and an article on the Strength of Materials, adopted from Chambers' Educational Course.

From the above explanations, it will be seen that the work is entirely practical in its objects and character. Many of the examples have been selected from a small work somewhat similar in its object, recently published in Dublin, by the Commissioners of National Education, and some from a small French work of a similar character. Others have been taken from Bonnycastle's Mensuration, and the Library of Useful Knowledge was freely consulted in the preparation of Book VII. A friend, Lt. Richard Smith, also furnished most of the first and second sections of Book III.; and the third section was chiefly taken from an English work.

The author has indulged the hope that the present work, together with his First Lessons in Arithmetic for Beginners, his Arithmetic, Elementary Algebra, and Elementary Geometry, will form an elementary course of mathematical instruction adapted to the wants of Practical men, Academies and the higher grade of schools.

DAVIES'

COURSE OF MATHEMATICS.

DAVIES' FIRST LESSONS IN ARITHMETIC—For beginners.

DAVIES' ARITHMETIC.—Designed for the use of Academies and Schools.

KEY TO DAVIES' ARITHMETIC.

DAVIES' UNIVERSITY ARITHMETIC—Embracing the Science of Numbers, and their numerous applications.

KEY TO DAVIES' UNIVERSITY ARITHMETIC.

DAVIES' ELEMENTARY ALGEBRA—Being an Introduction to the Science, and forming a connecting link between ARITHMETIC and ALGEBRA.

KEY TO DAVIES' ELEMENTARY ALGEBRA.

DAVIES' ELEMENTARY GEOMETRY.—This work embraces the elementary principles of Geometry. The reasoning is plain and concise, but at the same time strictly rigorous.

DAVIES' PRACTICAL MATHEMATICS, WITH DRAWING AND MENSURATION—Applied to the Mechanic Arts.

DAVIES' BOURDON'S ALGEBRA—Including Sturms' Theorem,—Being an Abridgment of the work of M. Bourdon, with the addition of practical examples.

DAVIES' LEGENDRE'S GEOMETRY AND TRIGONOMETRY—Being an Abridgment of the work of M. Legendre, with the addition of a Treatise on MENSURATION OF PLANES AND SOLIDS, and a Table of LOGARITHMS and LOGARITHMIC SINES.

DAVIES' SURVEYING—With a description and plates of the THEODOLITE, COMPASS, PLANE-TABLE, and LEVEL: also, Maps of the TOPOGRAPHICAL SIGNS adopted by the Engineer Department—an explanation of the method of surveying the Public Lands, and an Elementary Treatise on NAVIGATION.

DAVIES' ANALYTICAL GEOMETRY—Embracing the EQUATIONS OF THE POINT AND STRAIGHT LINE—of the CONIC SECTIONS—of the LINE AND PLANE IN SPACE—also, the discussion of the GENERAL EQUATION of the second degree, and of SURFACES of the second order.

DAVIES' DESCRIPTIVE GEOMETRY,—With its application to SPHERICAL PROJECTIONS.

DAVIES' SHADOWS AND LINEAR PERSPECTIVE.

DAVIES' DIFFERENTIAL AND INTEGRAL CALCULUS

CONTENTS.

BOOK I.—SECTION I.

	Page
OF LINES AND ANGLES	13
Of Parallel Lines—Oblique Lines	14
Of Horizontal Lines—Vertical Lines.....	14
Of Angles formed by Straight Lines—By Curves.....	15
Of the Right Angle—Acute Angle—Obtuse Angle	15—16
Two Lines intersecting each other	16—17
Parallels cut by a third Line—Oblique Lines.....	17
Of the Circle, and Measurement of Angles	17
Degrees in a Right Angle—Quadrant	18
Sum of the Angles on the same Side of a Line.....	19
Sum of the Angles about a Point	19

SECTION II.

PLANE FIGURES	20
Different Kinds of Polygons.....	21
Different Kinds of Quadrilaterals.....	20—22
Diagonal of a Quadrilateral.....	23
Square on the Hypothenuse of a Right-angled Triangle	23

SECTION III.

OF THE CIRCLE, AND LINES OF THE CIRCLE.....	24
Radius of the Circle—Diameter of the Circle.....	24
Arc—Chord—Segment—Sector	25
Angle at the Centre—At the Circumference.....	26
Angle in a Segment—Secant—Tangent	26
Figure inscribed in a Circle—Figure circumscribed about it....	27
Measure of an Angle at the Centre—At the Circumference ...	27—28
Sum of the Angles of a Triangle—Chords of the Circle.....	28—29

BOOK II.—SECTION I.

	Page
PRACTICAL GEOMETRY	30
Description of Dividers, and Use.....	30—31
Ruler and Triangle, and Use.....	32—33
Scale of Equal Parts, and Use.....	33—34
Diagonal Scale of Equal Parts, and Use.....	36—37
Scale of Chords, and Use.....	38
Protractor, and Use.....	38
Gunter's Scale.....	39
Practical Problems.....	40—50
Questions for Practice.....	50—52

BOOK III.—SECTION I.

DRAWING IN GENERAL	53
Illustration of Form—Of Shade and Shadow.....	53—60
Manner of using the Pencil.....	60—61
General Remarks.....	61—63

SECTION II.

TOPOGRAPHICAL DRAWING	63
Description of Topographical Drawing.....	63
Explanation of the Figures and Signs.....	64—70

SECTION III.

PLAN DRAWING	70
Geometrical Drawings—Defined.....	70
Horizontal Plane—Defined.....	70
Vertical Plane—Defined.....	71
Plan—Defined.....	71
Illustrations of Plan.....	71—78
Sections.....	78—82
The Elevation.....	82—86
Remarks on Elevations.....	86—88
Oblique Elevations.....	88—95
General Remarks.....	95—96

BOOK IV.—SECTION I.

OF ARCHITECTURE	97
Definition of Architecture—How divided.....	97
Elements of Architecture—Mouldings.....	97—100

SECTION II.

	Page
ORDERS OF ARCHITECTURE—Their Parts	102—104
Tuscan Order	105
Doric Order	105
Ionic Order	107
Corinthian Order	107

BOOK V.—SECTION I.

MENSURATION OF SURFACES	109
Unit of Length, or Linear Unit	109
Unit of Surface, or Superficial Unit	109
Meaning of the term Rectangle	110
Denominations in which Areas are computed	112—114
Area of the Triangle	114—117
Properties of the Right-angled Triangle	117—119
Area of the Square	119—120
Area of the Parallelogram	120—121
Area of the Trapezoid	121—122
Area of the Quadrilateral—Of an Irregular Figure	122—125
Areas and Properties of Polygons	125—132
Of the Circle—Area and Properties	132—143
Of Circular Rings	143—144
Area of the Ellipse	144—145

SECTION II.

MENSURATION OF SOLIDS	145
Definition of a Solid—Different Kinds	145—147
Content of Solids—Unit of Solidity—Table	147—149
Of the Prism	149—152
Of the Pyramid	152—157
Of the Frustum of a Pyramid	157—159
Of the Cylinder	159—163
Of the Cone	163—166
Of the Frustum of a Cone	167—169
Of the Sphere	169—173
Of Spherical Zones	174
Of Spherical Segments	174—176
Of the Spheroid	176—178
Of Cylindrical Rings	178—179
Of the Five Regular Solids	179—183

BOOK VI.

Page
184

ARTIFICERS' WORK 184

SECTION I.

OF MEASURES 184

 Carpenters' Rule—Description and Uses 184—187

 To multiply Numbers by the Carpenters' Rule 187—190

 To find the Content of a Piece of Timber by the Carpenters' Rule 190

 Table for Board Measure 191

 Board Measure 192

SECTION II.

OF TIMBER MEASURE 193

 To find the Area of a Plank 193—194

 To cut a given Area from a Plank 195

 To find the solid Content of a square Piece of Timber 195—197

 To cut off a given Solidity from a Piece of Timber 197

 To find the Solidity of round Timber 198

 Of Logs for Sawing 199

 To find the Number of Feet of Boards which can be sawed from a Log 200

SECTION III.

BRICKLAYERS' WORK 201

 How Artificers' Work is computed 201

 Dimensions of Brick 202

 To find the Number of Bricks necessary to build a given Wall 202

 Of Cisterns 204

 To find the Content of a Cistern in Hogsheads 204

 Having the Height of a Cistern, to find its Diameter that it may contain a given Quantity of Water 205

 Having the Diameter, to find the Height 205

SECTION IV.

MASONS' WORK 206

SECTION V.

CARPENTERS' AND JOINERS' WORK 207

 Of Bins for Grain 208

CONTENTS.

xi

Page

To find the Number of cubic Feet in any Number of Bushels	208
To find the Number of Bushels which a Bin of a given Size will hold	208
To find the Dimensions of a Bin which shall contain a given Number of Bushels	209
SECTION VI.	
SLATERS' AND TILERS' WORK	210
SECTION VII.	
PLASTERERS' WORK	210
To find the Area of a Cornice.....	211
SECTION VIII.	
PAINTERS' WORK	212
SECTION IX.	
PAVERS' WORK	212
SECTION X.	
PLUMBERS' WORK	213
BOOK VII.	
INTRODUCTION TO MECHANICS	215
SECTION I.	
OF MATTER AND BODIES	215
Matter—Defined.....	215
Body—Defined	215
Space—Defined.....	215
Of the Properties of Bodies.....	215
Impenetrability—Defined.....	215
Extension—Defined	216
Figure—Defined	216
Divisibility—Defined.....	216
Inertia—Defined	217
Atoms—Defined	217
Attraction of Cohesion	217
Attraction of Gravitation	218
Weight—Defined	219

SECTION II.

	Page
LAWS OF MOTION, AND CENTRE OF GRAVITY	219
Motion—Defined.....	219
Force or Power—Defined.....	219
Velocity—Defined.....	219
Momentum—Defined.....	221
Action and Reaction—Defined.....	221
Centre of Gravity—Defined.....	222

SECTION III.

OF THE MECHANICAL POWERS	224
General Principles.....	224
Lever—Different Kinds.....	224—227
Pulley.....	227—229
Wheel and Axle.....	230
Inclined Plane.....	231
Wedge—Screw.....	232
General Remarks.....	233

SECTION IV.

OF SPECIFIC GRAVITY	234
Specific Gravity—Defined.....	234
When a Body is specifically heavier or lighter than another	234
Density—Defined.....	234
To find the Specific Gravity of a Body heavier than Water	236
To find the Specific Gravity of a Body lighter than Water	237
To find the Specific Gravity of Fluids.....	238
Table of Specific Gravities.....	239
To find the Solidity of a Body when its Weight and Specific	
Gravity are known.....	240

BOOK VIII.

APPLICATIONS OF MATHEMATICS	241
Logarithms.....	241—253
Applications to Heights and Distances.....	253—271
Strength of Materials.....	271—296

GEOMETRY.

BOOK I.

SECTION I.

OF LINES AND ANGLES.

1. *What is a line?*


A *Line* is length, without breadth or thickness.

2. *What are the extremities of a line called?*

The *Extremities of a Line* are called points; and any place between the extremities, is also called a point.

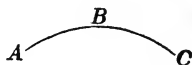
3. *What is a straight line?*

A *Straight Line*, is the shortest distance from one point to another. Thus, AB is a straight line, and the shortest distance from A to B .



4. *What is a curve line?*

A *Curve Line*, is one which changes its direction at every point. Thus, ABC is a curve line.



5. *What does the word line mean?*

The word *Line*, when used by itself, means a straight line; and the word *Curve*, means a curve line.

6. *What is a surface?*


A *Surface* is that which has length and breadth, without height or thickness.

7. *What is a plane, or plane surface?*

A *Plane* is that which lies even throughout its whole extent, and with which a straight line, laid in any direction, will exactly coincide.

8. *When are lines said to be parallel?*


Two straight lines are said to be parallel when they are at the same distance from each other at every point. Parallel lines will never meet each other.

9. *When are two curves said to be parallel?*

Two curves are said to be parallel or *concentric*, when they are at the same distance from each other. Parallel curves will not meet each other.

10. *What are oblique lines?*

Oblique lines are those which approach each other, and meet if sufficiently prolonged.

11. *What are horizontal lines?*

Lines which are parallel to the horizon, or to the water level, are called *Horizontal Lines*. Thus, the eaves of a house are horizontal.

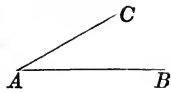
12. *What are vertical lines?*

All plumb lines are called *Vertical Lines*. Thus, trees and plants grow in vertical lines.

13. *What is an angle? How is it read?*

An *Angle* is the opening or inclination of two lines which

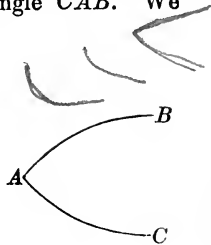
meet each other in a point. Thus the lines AC , AB , form an angle at the point A . The lines AC , and AB , are called the sides of the angle, and their intersection A , the *vertex*.



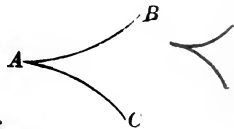
The angle is generally read by placing the letter at the vertex in the middle: thus, we say the angle CAB . We may, however, say simply, the angle A .

14. May angles be formed by curved lines?

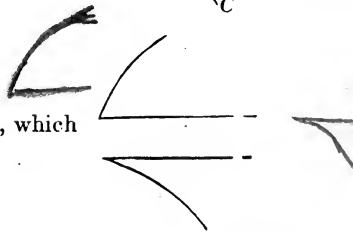
Yes, either by two curves, CA , BA forming the angle A , called a *curvilinear angle*:



Or, by two curves AC , AB , forming the angle A :

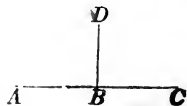


Or, by a straight line and curve, which is called a *mixtilinear angle*.



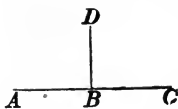
15. When is one line said to be perpendicular to another?

One line is perpendicular to another, when it inclines no more to the one side than to the other. Thus, the line DB is perpendicular to AC , and the angle DBA is equal to DBC .



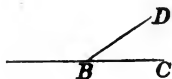
16. *What are the angles called?*

When two lines are perpendicular to each other, the angles which they form are called right angles. Thus, DBA and DBC are right angles. Hence, all right angles are equal to each other.



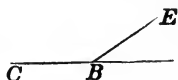
17. *What is an acute angle?*

An acute angle is less than a right angle. Thus, DBC is an acute angle.



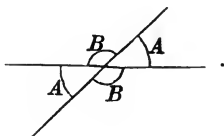
18. *What is an obtuse angle?*

An obtuse angle is greater than a right angle. Thus, EBC is an obtuse angle.



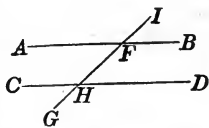
19. *If two lines intersect each other, what follows?*

If two lines intersect each other, the opposite angles A and A are called *vertical angles*. These angles are equal to each other, and so also are the opposite angles B and B .



20. *What follows when two parallel lines are cut by a third line?*

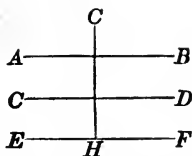
If two parallel lines CD , AB , are cut by a third line IG , the angles IHD and AFG , are called *alternate angles*. These angles are equal to each other. The angle IHD is also equal to the angle IFB , and to the opposite angle CHG .



21. *What follows when a line is perpendicular to one of several parallel lines?*

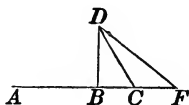
If a line be perpendicular to one of several parallel

lines, it will be perpendicular to all the others. Thus, if AB , CD , and EF , be parallel, the line CH drawn perpendicular to AB , will also be perpendicular to CD and EF .



22. How many lines can be drawn from one point perpendicular to a line?

From the same point D , only one line DB , can be drawn, which will be perpendicular to AB .



23. If oblique lines are also drawn, what follows?

If oblique lines be drawn, as DC , DF , then:—

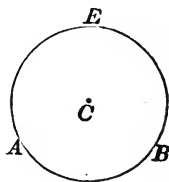
1st. The perpendicular DB , will be shorter than any of the oblique lines.

2d. The oblique lines which are nearest the perpendicular, will be less than those which are more remote.

OF THE CIRCLE AND MEASUREMENT OF ANGLES.

24. What is the circumference of a circle?

The circumference of a circle is a curve line, all the points of which are equally distant from a certain point within, called the centre. Thus, if all the points of the curve AEB are equally distant from the centre C , this curve will be the circumference of a circle.



25. For what is the circumference of a circle used?

The circumference of a circle is used for the measurement of angles.

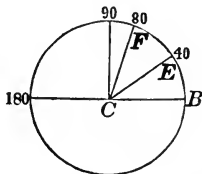
26. How is it divided?

It is divided into 360 equal parts called degrees, each

degree is divided into 60 equal parts called minutes, and each minute into 60 equal parts called seconds. The degrees, minutes, and seconds, are marked thus, $^{\circ}$, $'$, $''$; and $9^{\circ} 18' 10''$, are read, 9 degrees, 18 minutes, and 10 seconds.

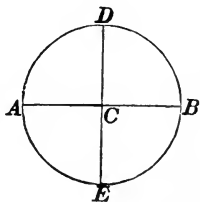
27. *How are the angles measured?*

Suppose the circumference of a circle to be divided into 360 equal parts, beginning at the point B . If, through the point of division marked 40, we draw CE , then, the angle ECB will be equal to 40 degrees. If we draw CF through the point of division marked 80, it will make CB an angle equal to 80 degrees.



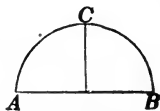
28. *How many degrees are there in one right angle,—in two—in three—in four?*

If two lines AB , DE , are perpendicular to each other, the four angles BCD , DCA , ACE , and ECB , will be equal. These two lines will divide the circumference of the circle into the four equal parts BD , DA , AE , and EB , and each part will measure one of the right angles. But one quarter of 360 degrees, is 90 degrees. Hence, one right angle contains 90 degrees, two right angles 180 degrees, three right angles 270 degrees, and four right angles 360 degrees.



29. *What is one quarter of the circumference called?—one half of it?*

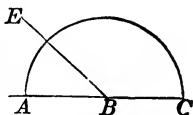
One quarter of the circumference is called a *quadrant*, and contains 90 degrees. One half of the circumference is called a *semi-circumference*, and con-



tains 180 degrees. Thus, AC is a quadrant, and ACB is a semi-circumference.

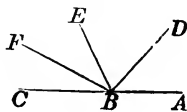
30. *If one straight line meets another, what is the sum of the two angles equal to?*

If a straight line EB meets another straight line AC , the sum of the angles ABE and EBC , will be equal to two right angles, since these two angles are measured by half the circumference.



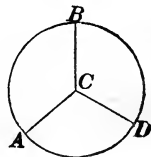
31. *If there be several angles, what will their sum be equal to?*

If there be several angles CBF , FBE , EBD , DBA , formed on the same side of a line, their sum, for a like reason, will be equal to two right angles.



32. *What is the sum of all the angles formed about a point equal to?*

The sum of all the angles ACB , BCD , DCA , which can be formed about any point as C , is equal to four right angles, or 360 degrees, since they are measured by the entire circumference.



SECTION II.

OF PLANE FIGURES.

1. *What is a plane figure?*

A *plane figure* is a portion of a plane, terminated on all sides by lines, either straight or curved.

2. *When the bounding lines are straight, what is it called?*

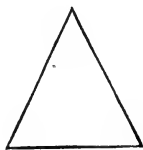
If the bounding lines are straight, the space they enclose is called a *rectilineal figure*, or *polygon*.

3. *What are the lines themselves called?*

The lines themselves, taken together, are called the *perimeter* of the polygon. Hence, the perimeter of a polygon is the sum of all its sides.

4. *Name the different kinds of polygons.*

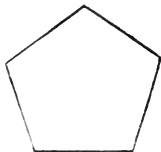
A polygon of three sides, is called a triangle.



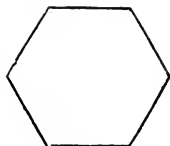
A polygon of four sides, is called a quadrilateral.



A polygon of five sides, is called a pentagon.



A polygon of six sides, is called a hexagon.



A polygon of seven sides, is called a heptagon.

A polygon of eight sides, is called an octagon.

A polygon of nine sides, is called a nonagon.

A polygon of ten sides, is called a decagon.

A polygon of twelve sides, is called a dodecagon.

5. *What is the perimeter of a polygon?*

The perimeter of a polygon is the sum of all its sides

6. *What is the least number of straight lines which can enclose a space?*

Three straight lines, are the smallest number which can enclose a space.

7. *Name the several kinds of triangles.*

First.—An equilateral triangle, which has its three sides all equal.



Second.—An isosceles triangle, which has two of its sides equal.

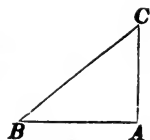


Third —A scalene triangle, which has its three sides all unequal.



Handwritten scribbles and lines at the bottom of the page, including a large 'C' and other illegible marks.

Fourth.—A right-angled triangle, which has one right angle. In the right-angled triangle BAC , the side BC opposite the right angle, is called the hypotenuse.



8. *What is the base of a triangle?—what its altitude?*

The *base* of a triangle is the side on which it stands. Thus, BA is the base of the right-angled triangle BAC . The line drawn from the opposite angle perpendicular to the base, is called the *altitude*. Thus, AC is the altitude.

9. *Name the different kinds of quadrilaterals.*

First.—The *square*, which has all its sides equal, and all its angles right angles.



Second.—The *rectangle*, which has its angles right angles, and its opposite sides equal and parallel.




Third.—The *parallelogram*, which has its opposite sides equal and parallel, but its angles not right angles.



Fourth.—The *rhombus*, which has all its sides equal, and the opposite sides parallel, without having its angles right angles.



Fifth.—The *trapezoid*, which has only two of its sides parallel.



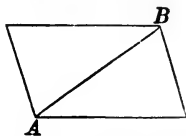
10. *What is the base of a figure? What its altitude?*

The base of a figure is the side on which it stands, and

the altitude is a line drawn from the top, perpendicular to the base.

11. *What is a diagonal?*

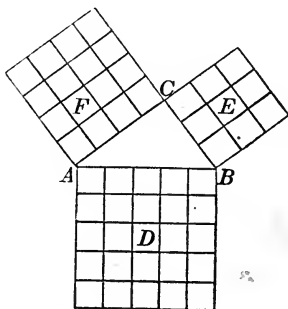
A diagonal, is a line joining the vertices of two angles not adjacent. Thus, AB is a diagonal.



12. *What is the square described on the hypotenuse of a right-angled triangle equal to?*

In every right-angled triangle, the square described on the hypotenuse, is equal to the sum of the squares described on the other two sides.

Thus, if ABC be a right-angled triangle, right-angled at C , then will the square D , described on AB , be equal to the sum of the squares E and F , described on the sides CB and AC . This is called the carpenter's theorem.



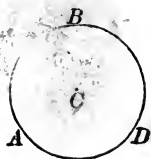
By counting the small squares in the large square D , you will find their number equal to that contained in the small squares F and E .

SECTION III.

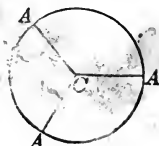
OF THE CIRCLE, AND LINES OF THE CIRCLE.

1. *What is a circle? What is a circumference?*

A circle is a plane figure, bounded by a curve line, all the points of which are equally distant from a certain point within, called the centre. The curve line is called the circumference. Thus, the space enclosed by the curve ABD is called a circle: the curve ABD is the *circumference*, and the point C , the centre.

2. *What is the radius of a circle? Are all radii equal?*

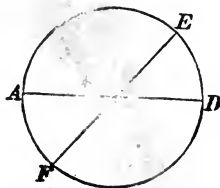
Any line, as CA , drawn from the centre C to the circumference, is called a *radius*, and two or more such lines, are radii.



All the radii of a circle are equal to each other.

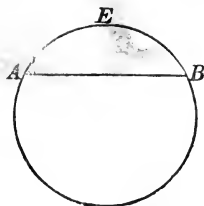
3. *What is the diameter of a circle? How does it divide the circumference?*

The *diameter* of a circle is any line, as AD , passing through the centre and terminating in the circumference. Every diameter of a circle divides it into two equal parts, called *semicircles*, or *half circles*.



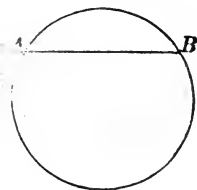
4. *What is an arc?*

An arc is any portion of the circumference. Thus, AEB is an arc.

5. *What is a chord?*

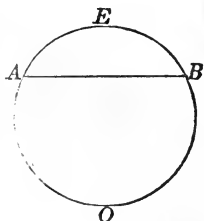
A chord of a circle, is a line drawn within a circle, and terminating at the circumference, but not passing through the centre. Thus, AB is a chord.

A chord divides the circle into two unequal parts.

6. *What is a segment?*

A segment of a circle, is a part cut off by a chord. Thus, AEB is a segment.

The part AOB , is also a segment, although the term is generally applied to the part which is less than a semi-circle.

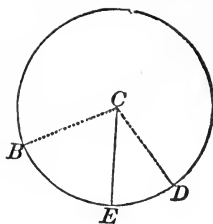
7. *What is a sector?*

A sector of a circle, is any part of a circle bounded by two radii and the arc included between them. Thus, ACB is a sector.



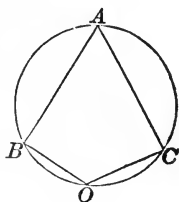
8. *What is an angle at the centre?*

An angle at the centre, is one whose vertex is at the centre of the circle. Thus, BCE , or ECD , is an angle at the centre.



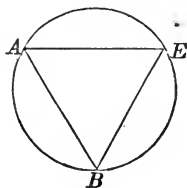
9. *What is an angle at the circumference?*

An angle at the circumference, is one whose angular point is in the circumference. Thus, BAC , or BOC , is an angle at the circumference.



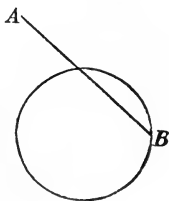
10. *What is an angle in a segment?*

An angle in a segment, is formed by two lines drawn from any point of the segment to the two extremities of the arc. Thus, ABE is an angle in a segment.



11. *What is a secant line?*

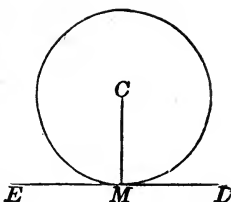
A secant line, is one which meets the circumference in two points, and lies partly within and partly without. Thus, AB is a secant line.



12. *What is a tangent line?—What position has it with the radius passing through the point of contact?*

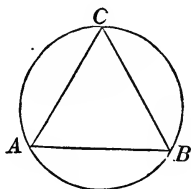
A tangent is a line which has but one point in com-

mon with the circumference. Thus, EMD is a tangent. The point M at which the tangent touches the circumference is called the *point of contact*. The tangent line is perpendicular to the radius passing through the point of contact. Thus, CM is perpendicular to EMD .



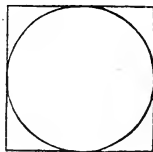
13. *When is a figure said to be inscribed in a circle?—What is said of the circle?*

A figure is said to be inscribed in a circle when all the angular points of the figure are in the circumference. The circle is then said to circumscribe the figure. Thus, the triangle ABC is *inscribed* in the circle, and the circle *circumscribes* the triangle.



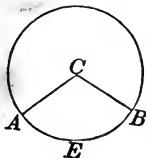
14. *When is a figure said to be circumscribed about a circle?*

A figure is said to be circumscribed about a circle, when all the sides of the figure touch the circumference. The circle is then said to be *inscribed* in the figure.



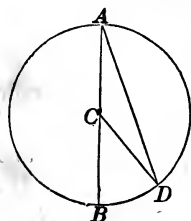
15. *How is an angle at the centre of a circle measured?*

An angle at the centre of a circle is measured by the arc contained by the sides of the angle. This arc is said to *subtend* the angle. Thus, the angle ACB is measured by the degrees in the arc AEB , and is subtended by the arc AEB .



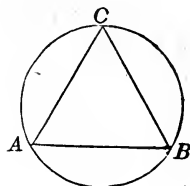
16. *What measures an angle at the circumference?*

An angle at the circumference of a circle, is measured by half the arc which subtends it. Thus, the angle BAD is measured by half the arc BD . Hence, it follows, that when an angle at the centre and an angle at the circumference stand on the same arc BD , the angle at the centre will be double the angle at the circumference.



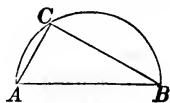
17. *What is the sum of the three angles of any triangle equal to?*

To 180 degrees, since they will be measured by one half of the entire circumference.



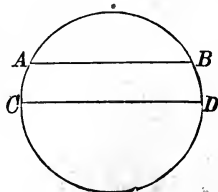
18. *What is an angle in a semicircle equal to?*

An angle inscribed in a semicircle, is a right angle. Thus, if AB be the diameter of a circle, then will the angle ACB be equal to 90 degrees. This angle is measured by one half the semi-circumference, that is, by one half of 180° , or by 90° .



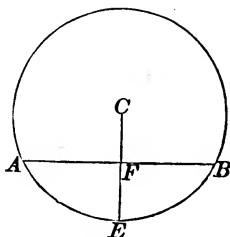
19. *Are the arcs intercepted by parallel chords equal, or unequal?*

Two parallel chords intercept equal arcs. That is, if the chords AB and CD are parallel, the arcs AC and DB , which they intercept, will be equal.



20. If a line be drawn from the centre of a circle perpendicular to a chord, what follows?

If from the centre of a circle a line be drawn perpendicular to a chord, it will bisect the chord, and also the arc of the chord. Thus, CFE drawn from the centre C , perpendicular to AB , bisects AB at F , and also makes $AE = EB$.


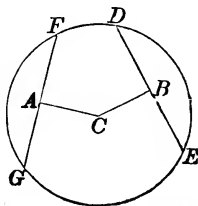


21. How is the distance from the centre of a circle to a chord measured?

The distance from the centre of a circle to a chord, is measured on a perpendicular to the chord.

22. How are chords which are equally distant from the centre?

In the same, or in equal circles, chords which are equally distant from the centre, are equal. Thus, if $CA = CB$, then will the chord $FG =$ chord DE .



BOOK II.

SECTION I.

PRACTICAL GEOMETRY.

1. *What is Practical Geometry?*

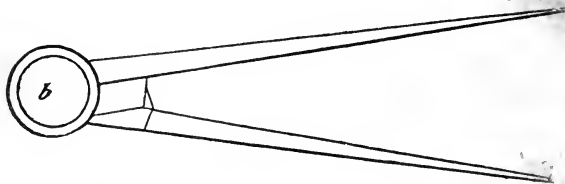
Practical geometry explains the methods of constructing, or describing the geometrical figures.

2. *What is a problem?*

Any question which requires something to be done; and doing the thing required, is called *the solution of the problem*.

3. *What are necessary in the solution of geometrical problems?*

Certain instruments which are now to be described.


4. *What are the DIVIDERS or COMPASSES?*

The dividers is the most simple and useful of the in-

struments used for describing figures. It consists of two legs, ba and be , which may be easily turned around a joint at b .

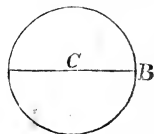
5. How will you lay off on a line, as CD , a distance equal to AB ?

Take up the dividers with the thumb and second finger, and place the fore-finger on the joint at b . Then, set one foot of the dividers at A , and extend the other leg with the thumb and fingers, until the foot reaches to B . Then, raising the dividers, place one foot at C , and mark with the other the distance CE , this will evidently be equal to AB .



6. How will you describe from a given centre, the circumference of a circle having a given radius?

Let C be the given centre, and CB the given radius. Place one foot of the dividers at C , and extend the other leg until it shall reach to B . Then turn the dividers around the leg at C , and the other leg will describe the required circumference.



7. How may this be done on a black board with a string and chalk?

Take one end of the string between the thumb and fore-finger of the left hand, and place it at the centre C . Then take the length of the radius on the string, at which point place the chalk held between the thumb and finger of the right hand. Then, holding the end of the string firmly at C , turn the right hand around, and the chalk will trace the circumference of the circle.

8. Describe the RULER and TRIANGLE.



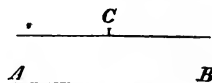
A ruler of a convenient size, is about twenty inches in length, two inches wide, and one-fifth of an inch in thickness. It should be made of a hard material, perfectly straight and smooth.

The hypotenuse of the right-angled triangle, which is used in connection with it, should be about ten inches in length, and it is most convenient to have one of the sides considerably longer than the other. We can resolve with the ruler and triangle the two following problems.

9. Describe the manner of drawing through a given point a line, which shall be parallel to a given line, with the ruler and triangle.

Let C be the given point, and AB the given line.

Place the hypotenuse of the triangle against the edge of the ruler, and then place the ruler and triangle on the paper, so that one of the sides of the triangle shall coincide exactly with AB —the triangle being below the line AB .



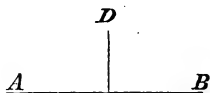
Then placing the thumb and fingers of the left hand firmly on the ruler, slide the triangle with the other hand along the ruler until the side which coincided with AB reaches the point C . Leaving the thumb of the left hand

on the ruler. extend the fingers upon the triangle and hold it firmly, and with the right hand mark with a pen or pencil a line through C : this line will be parallel to AB .


10. Explain the manner of drawing through a given point, a line which shall be perpendicular to a given line, with the ruler and triangle.

Let AB be the given line, and D the given point.

Place, as before, the hypotenuse of the triangle against the edge of the ruler. Then place the ruler and triangle so that one of the sides of the triangle shall coincide exactly with the line AB . Then slide the triangle along the ruler until the other side reaches the point D . Draw through D a straight line, and it will be perpendicular to AB .



11. What is a SCALE OF EQUAL PARTS ?



A scale of equal parts is formed by dividing a line of a given length, into equal portions.

If, for example, the line ab , of a given length, say one inch, be divided into any number of equal parts, as 10, the scale thus formed is called a *scale of ten parts to the inch*.

12. What is the unit of a scale, and how is it laid off ?

The line ab which is divided, is called the *unit of the scale*. This unit is laid off several times on the left of the divided line, and the points marked 1, 2, 3, &c. The unit of scales of equal parts, is, in general, either an inch or an exact part of an inch. If, for example, the unit of the scale ab , were one inch, the scale would be one of ten parts to the inch; if it were half an inch, the scale would

be one of ten parts to half an inch, or of 20 parts to the inch.

13 *How will you take from the scale two inches and six-tenths?*

Place one foot of the dividers at 2 on the left, and extend the other to .6, which marks the sixth of the small divisions: the dividers will then embrace the required distance.

14. *How will you lay down, on paper, a line of a given length, so that any number of its parts shall correspond to the unit of the scale?*

Suppose that the given line were 75 feet in length, and it were required to draw it on paper, on a scale of 25 feet to the inch.

The length of the line, 75 feet, being divided by 25, will give 3, the number of inches which will represent the line on paper.

Therefore, draw the indefinite line AB , on which lay off



a distance AC equal to 3 inches: AC will then represent the given line of 75 feet, drawn to the required scale.

15. *What does the last question explain?*

The last question explains the method of laying down a line upon paper, in such a manner that a given number of parts shall correspond to the unit of the scale, whether that unit be an inch or any part of an inch.

When the length of the line to be laid down is given, and it has been determined how many parts of it are to be represented on the paper by a distance equal to the unit of the scale, we find the length which is to be taken from the scale by the following

RULE.

Divide the length of the line by the number of parts which is to be represented by the unit of the scale: the quotient will show the number of parts which is to be taken from the scale.

EXAMPLES

1. If a line of 640 feet in length is to be laid down on paper, on a scale of 40 feet to the inch; what length must be taken from the scale?

$$40)640(16 \text{ inches}$$

2. If a line of 357 feet is to be laid down on a scale of 68 feet to the unit of the scale, (which we will suppose half an inch,) how many parts are to be taken?

$$\text{Ans. } \left\{ \begin{array}{l} 5.25, \text{ parts, or} \\ 2.625 \text{ inches.} \end{array} \right.$$

16. *When the length of a line is given on the paper, how will you find the true length of the line represented?*

Take the line in the dividers and apply it to the scale, and note the number of units, and parts of a unit to which it is equal. Then, multiply this number by the number of parts which the unit of the scale represents, and the product will be the length of the line.

EXAMPLES.

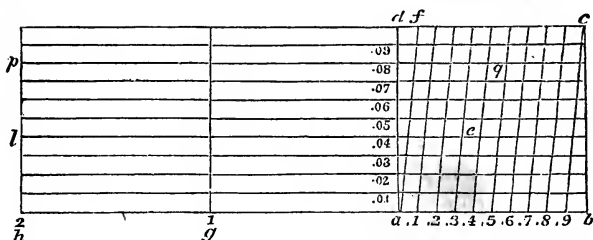
1. Suppose the length of a line drawn on the paper, to be 3.55 inches, the scale being 40 feet to the inch: then,

$$3.55 \times 40 = 142 \text{ feet, the length of the line.}$$

2. If the length of a line on the paper is 6.25 inches, and the scale be one of 30 feet to the inch, what is the true length of the line?

$$\text{Ans. } 187.5 \text{ feet.}$$

17. How do you construct the DIAGONAL SCALE OF EQUAL PARTS?



This scale is thus constructed. Take ab for the unit of the scale, which may be one inch, $\frac{1}{2}$, $\frac{1}{4}$, or $\frac{3}{4}$ of an inch, in length. On ab describe the square $abcd$. Divide the sides ab and dc each into ten equal parts. Draw af and the other nine parallels as in the figure.

Produce ab to the left, and lay off the unit of the scale any convenient number of times, and mark the points 1, 2, 3, &c. Then, divide the line ad into ten equal parts, and through the points of division draw parallels to ab as in the figure.

Now, the small divisions of the line ab are each one-tenth (.1) of ab ; they are therefore .1 of ad , or .1 of ag or gh .

If we consider the triangle adf , the base df is one-tenth of ad , the unit of the scale. Since the distance from a to the first horizontal line above ab , is one-tenth of the distance ad , it follows that the distance measured on that line between ad and af is one-tenth of df : but since one-tenth of a tenth is a hundredth, it follows that this distance is one hundredth (.01) of the unit of the scale. A like distance measured on the second line will be two hundredths (.02) of the unit of the scale; on the third, .03; on the fourth, .04, &c.

18. *How will you take in the dividers the unit of the scale and any number of tenths?*

Place one foot of the dividers at 1, and extend the other to that figure between a and b which designates the tenths. If two or more units are required, the dividers must be placed on a point of division farther to the left.

19. *How do you take off units, tenths, and hundredths?*

Place one foot of the dividers where the vertical line, through the point which designates the units, intersects the line which designates the hundredths; then, extend the dividers to that line between ad and bc which designates the tenths: the distance so determined will be the one required.

For example, to take off the distance 2.34, we place one foot of the dividers at l , and extend the other to e : and to take off the distance 2.58, we place one foot of the dividers at p , and extend the other to q .

REMARK I.—If a line is so long that the whole of it cannot be taken from the scale, it must be divided, and the parts of it taken from the scale in succession.

REMARK II.—If a line be given upon the paper, its length can be found by taking it in the dividers and applying it to the scale.

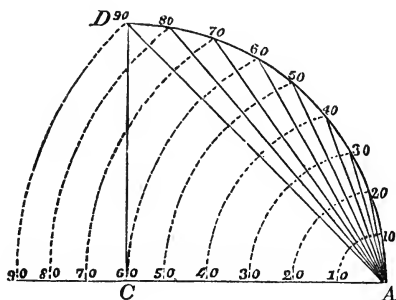
20. *How do you construct a SCALE OF CHORDS?*

If with any radius, as AC , we describe the quadrant AD , and then divide it into 90 equal parts, each part is called a degree.

Through A , and each point of division, let a chord be drawn, and let the lengths of these chords be accurately laid off on a scale: such a scale is called a *scale of chords*. In the figure, the chords are drawn for every ten degrees.

The scale of chords being once constructed, the radius

of the circle from which the chords were obtained, is known ; for, the chord marked 60 is always equal to the radius of

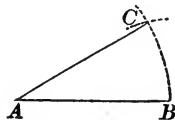


the circle. A scale of chords is generally laid down on Gunter's scale, and on the scales which belong to cases of mathematical instruments, and is marked CHO.

21. *How will you lay off an angle with a scale of chords ; say an angle of 30 degrees ?*

Let AB be the line from which the angle is to be laid off, and A the angular point.

Take from the scale, the chord of 60 degrees, and with this radius and the point A as a centre, describe the arc BC . Then take from the scale the chord of the given angle, say 30 degrees, and with this line as a radius, and B as a centre, describe an arc cutting BC in C . Through A and C draw the line AC , and BAC will be the required angle.

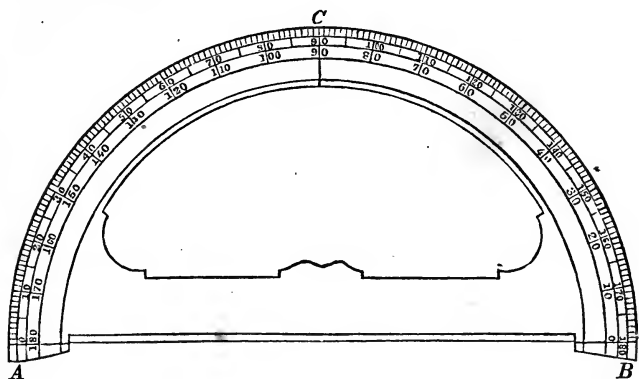


22. *Describe the SEMICIRCULAR PROTRACTOR.*

This instrument is used to lay down, or protract angles. It may also be used to measure angles included between lines already drawn upon paper.

It consists of a brass semicircle ACB , divided to half

degrees. The degrees are numbered from 0 to 180, both ways; that is, from *A* to *B*, and from *B* to *A*. The di-



visions, in the figure, are only made to degrees. There is a small notch at the middle of the diameter *AB*, which indicates the centre of the protractor.

23. *How do you lay off an angle with a protractor?*

Place the diameter *AB* on the line, so that the centre shall fall on the angular point. Then count the degrees contained in the given angle from *A* towards *B*, or from *B* towards *A*, and mark the extremity of the arc with a pin. Remove the protractor, and draw a line through the point so marked and the angular point: this line will make with the given line the required angle.

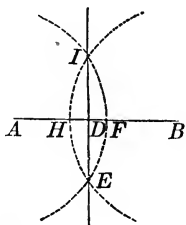
24. *Describe GUNTER'S SCALE.*

This is a scale of two feet in length, on the faces of which, a variety of scales are marked. The face on which the divisions of inches are made, contains, however, all the scales necessary for laying down lines and angles. These are, the Scale of Equal Parts, the Diagonal Scale of Equal

Parts, and the Scale of Chords, all of which have been described.

25. *How do you bisect a given straight line; that is, divide it into two equal parts?*

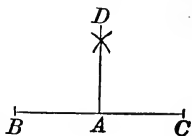
Let AB be the given line. With A as a centre, and a radius greater than half of AB , describe an arc IFE . Then remove the foot of the dividers from A to B , and with the same radius describe the arc EHI . Then join the points I and E by the line IE : the point D , where it intersects AB , will be the middle of the line AB .



26. *At a given point in a given straight line, how do you draw a perpendicular to that line?*

Let A be the given point, and BC the given line.

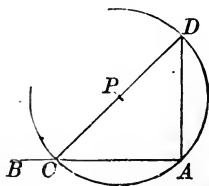
From A lay off any two distances AB and AC , equal to each other. Then, from the points B and C , as centres, with a radius greater than BA , describe two arcs intersecting each other in D : draw AD , and it will be the perpendicular required.



SECOND METHOD.

27. *When the point A is near the end of the line.*

Place one foot of the dividers at any point, as P , and extend the other leg to A . Then with P as a centre, and radius from P to A , describe the circumference of a circle. Through C , where the circumference cuts BA , and the centre P , draw the line CPD .

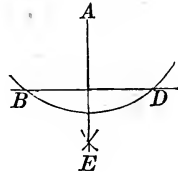


Then draw AD , and it will be perpendicular to CA , since CAD is an angle in a semicircle.

28. Draw from a given point without a straight line, a perpendicular to that line.

Let A be the given point, and BD the given line.

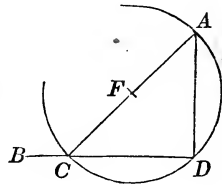
From the point A as a centre, with a radius sufficiently great, describe an arc cutting the line BD in the two points B and D : then mark the point E , equally distant from the points B and D , and draw AE : and AE will be the perpendicular required.



SECOND METHOD.

29. When the given point A , is nearly opposite one end of the given line.

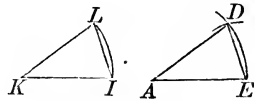
Draw AC to any point, as C of the line BD . Bisect AC at F . Then with F as a centre, and FC or FA , as a radius, describe the semicircle CDA . Then draw DA , and it will be perpendicular to BD at D .



30. At a point, in a given line, to make an angle equal to a given angle.

Let A be the given point, AE the given line, and IKL the given angle.

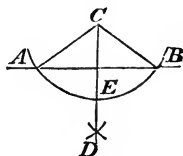
From the vertex K , as a centre with any radius, describe the arc IL , terminating in the two sides of the angle. From the point A as a centre, with a distance AE equal to KI , describe the arc ED , then take the chord LI , with which, from the point E as



a centre, describe an arc cutting the indefinite arc DE , in D : draw AD , and the angle EAD will be equal to the given angle K .

31. *How do you divide a given angle, or a given arc, into two equal parts?*

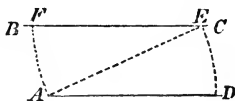
Let C be the given angle, and AEB the arc which measures it.



From the points A and B as centres, describe with the same radius two arcs cutting each other in D : through D and the centre C draw CD : the angle ACE will be equal to the angle ECB , and the arc AE to the arc EB .

32. *How do you draw through a given point a line parallel to a given line?*

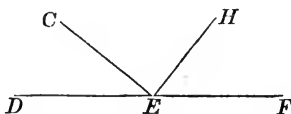
Let A be the given point, and BC the given line.



From A as a centre, with a radius greater than the shortest distance from A to BC , describe the indefinite arc ED : from the point E as a centre, with the same radius, describe the arc AF ; make $ED = AF$, and draw AD : then will AD be the parallel required.

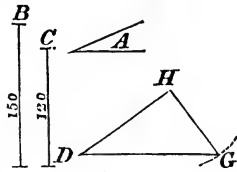
33. *If two angles of a triangle are given, how do you find the third?*

Draw the indefinite line DEF . At the point E , make the angle DEC equal to one of the given angles, and then the angle CEH equal to the other: the remaining angle HEF will be the third angle required.



34. *If two sides and the included angle of a triangle are given, how do you describe the triangle?*

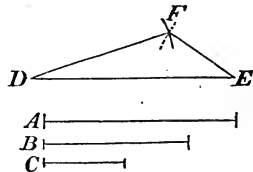
Let the line $B = 150$ feet, and $C = 120$ feet, be the given sides; and $A = 30$ degrees, the given angle: to describe the triangle on a scale of 200 feet to the inch.



Draw the indefinite line DG , and at the point D , make the angle GDH equal to 30 degrees; then lay off DG equal to three quarters of an inch, and it will represent the side $B = 150$ feet: make DH equal to six-tenths of an inch, and it will represent $C = 120$ feet: then draw GH , and GDH will be the required triangle.

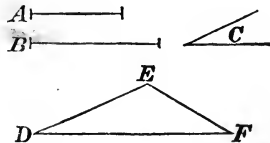
35. *If the three sides of a triangle are given, how do you describe the triangle?*

Let A, B , and C , be the sides. Draw DE equal to the side A . From the point D as a centre, with a radius equal to the second side B , describe an arc: from E as a centre, with a radius equal to the third side C , describe another arc intersecting the former in F ; draw DF and EF , and DEF will be the triangle required.



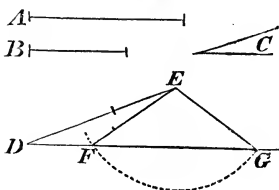
36. *If two sides of a triangle and an angle opposite one of them are given, how do you describe the triangle?*

Let A and B be the given sides, and C the given angle, which we will suppose is opposite the side B . Draw the indefinite line DF , and make the angle FDE equal to the angle



C: take $DE = A$, and from the point E as a centre, with a radius equal to the other given side B , describe an arc cutting DF in F ; draw EF : then will DEF be the required triangle.

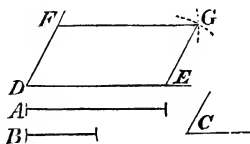
If the angle C is acute, and the side B less than A , then the arc described from the centre E with the radius $EF = B$ will cut the side DF in two points, F and G , lying on the same side of D : hence there will be two triangles, DEF and DEG , either of which will satisfy all the conditions of the problem.



37. *If the adjacent sides of a parallelogram, with the angle which they contain, are given, how do you describe the parallelogram?*

Let A and B be the given sides, and C the given angle.

Draw the line $DE = A$; at the point D , make the angle $EDF = C$; take $DF = B$: describe two arcs, the one from F as a centre, with a radius $FG = DE$, the other from E , as a centre, with a radius $EG = DF$; through the point G , where these arcs intersect each other, draw FG , EG ; then $DEGF$ will be the parallelogram required.

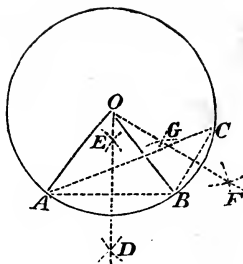


38. *How do you describe the circumference of a circle which shall pass through three given points?*

Let A , B , and C , be the three given points.

Join these points by straight lines AB , BC , CA . Then bisect any two of these straight lines by the perpendicu-

lars OF , OD , as in Section 25, and the point O , where these perpendiculars intersect each other, will be the centre of the circle.



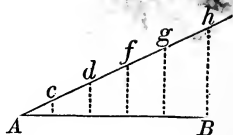
Place one foot of the dividers at this centre, and extend the other to A , B , or C , and then with this radius, let the circumference be described.

39. How do you find the centre of a circle when the circumference is given?

Take any three points, as A , B , and C , (see last figure,) and join them by the lines AB and BC . Then bisect these lines by the perpendiculars OD and OF , and O will be the centre of the circle.

40. How do you divide a given line AB , into any number of equal parts?

Let AB be the given line to be divided. Let it be required, if you please, to divide it into five equal parts.




Throughout A , one extremity of the line, draw Ah , making an angle with AB . Then lay off on Ah , five equal parts, Ac , cd , df , fg , gh , after which join h and B . Through the points of division c , d , f , and g , draw lines parallel to hB , and they will divide AB into the required number of equal parts.

41. How do you describe a square on a given line?

Let AB be the given line. At the point B , draw BC perpendicular to AB , and then make it equal to BA .

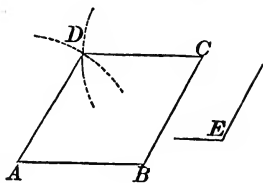
Then, with A as a centre, and radius equal to AB , describe an arc; and with C as a centre, and the same distance AB , describe another arc, and through D , their point of intersection, draw AD and CD ; then will $ABCD$ be the required square.



41. How do you construct a rhombus, having given the length of one of the equal sides and one of the angles?

Let AB be equal to the given side, and E , the given angle.

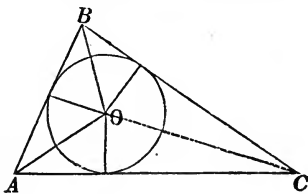
At B , lay off an angle ABC , equal to E , and make BC equal to AB . Then with A and C as centres, and a radius equal to AB , describe two arcs, and through D , their point of intersection, draw the lines AD and CD , and $ABCD$ will be the required rhombus.



42. How do you inscribe a circle in a given triangle?

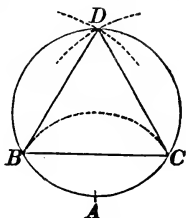
Let ABC be the given triangle.

Bisect either two of the angles, as A and C , by the lines AO and CO , and the point of intersection O will be the centre of the inscribed circle. Then, through the point of intersection O draw a line perpendicular to either side, and it will be the radius.



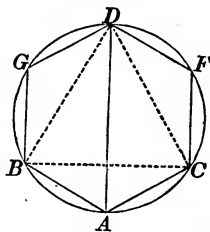
43. How do you inscribe an equilateral triangle in a circle?

With any point A , as a centre, and radius equal to the radius of the circle, describe an arc cutting the circumference in B and C . Then bisect the arc BDC , after which, draw BC , BD , and CD , and BDC will be an equilateral triangle.



44. How do you inscribe a hexagon in a circle?

Describe the equilateral triangle as before. Then bisect the arc CD in F , and the arc BD at G , and draw AC , CF , FD , DG , GB , and BA , and $ACFDGB$ will be the hexagon required. Or the hexagon may be inscribed by applying the radius six times around the circumference.

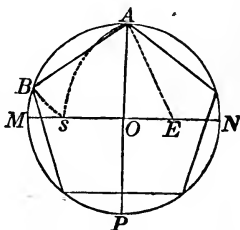


45. How do you inscribe a dodecagon in a circle?

Bisect the arcs which subtend the chords of the hexagon, and through the points of bisection draw chords, and there will be formed a regular dodecagon.

46. How do you inscribe in a circle a regular pentagon?

Draw the diameters AP and MN at right angles to each other, and bisect the radius ON at E . From E as a centre, and EA as a radius, describe the arc As ; and from the point A as a centre, and radius As , describe the arc sB .



Join the points A and B , and the line AB , being applied five times around the circle, will form the required pentagon.

47. *How do you inscribe in a circle a regular decagon?*

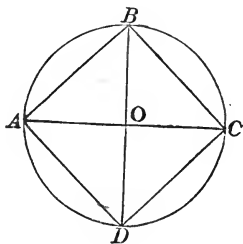
For the decagon, bisect the arcs which subtend the sides of the pentagon, and join the points of bisection; and the lines so drawn will form the regular decagon.

48. *How will you inscribe in a circle a polygon having any number of sides?*

Divide the circumference of the circle into as many equal parts as there are sides of the polygon, and draw lines through the points of division: these lines will be the sides of the required polygon.

49. *How do you inscribe a square in a given circle?*

Let $ABCD$ be the given circle. Draw two diameters DB and AC at right angles to each other, and through the points A , B , C , and D , draw the lines AB , BC , CD , and DA : then $ABCD$ will be an inscribed square.

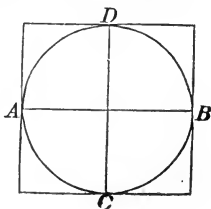


50. *How would you inscribe an octagon?*

By bisecting the arcs AB , BC , CD , and DA , and joining the points of bisection, we can form an octagon; and by bisecting the arcs which subtend the sides of the octagon, we can inscribe a polygon of sixteen sides.

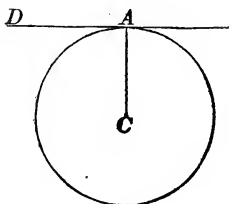
51. *How will you circumscribe a square about a circle?*

Draw two diameters AB and CD at right angles to each other; and through their extremities A , B , C , and D , draw lines respectively parallel to the diameters CD and AB : a square will thus be formed circumscribing the circle.



52. How do you draw a line which shall be tangent to the circumference of a circle at a given point?

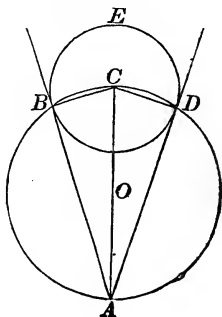
Let A be the given point. Through A draw the radius AC , and then draw DA perpendicular to the radius at the extremity A . The line DA will be tangent to the circumference at the point A .



53. How do you draw through a given point without a circle a line which shall be tangent to the circumference?

Let A be the given point without the given circle BED . Join the centre C and the given point A , and bisect the line CA at O .

With O as a centre, and OA as a radius, describe the circumference $ABCD$. Through B and D draw the lines AB and AD , and they will be tangent to the circle BED at the points B and D .



54. What is an ellipse?

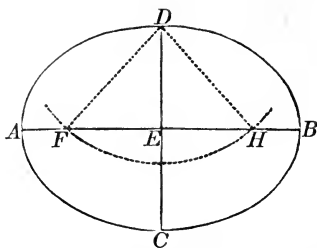
It is an oval curve $ACBD$.

55. What is the longest line which can be drawn within the curve called? What is the shortest line called?

The longest line AB is called the *transverse axis*; and the shortest line DC is called the *conjugate axis*. The point E , at which they intersect, is called the *centre of the ellipse*.

56. What are the foci of an ellipse?

They are two points F and H , determined by describing the arc of a circle with D as a centre, and a radius DF equal to AE , half of the transverse axis.



57. How will you describe an ellipse when you know the two axes AB and CD ?

First, find the foci F and H by describing an arc with D as a centre, and with a radius equal to AE .

Secondly, take a string or thread equal in length to AB , and fasten the extremities at the foci F and H . Then place a pencil against the string and move it round, bearing it tight against the string, and the point will describe the ellipse $ADBC$.

QUESTIONS TO BE PUT FROM FIGURES MADE BY THE TEACHER UPON THE BLACK-BOARD.

SECTION I.

WHAT is a line?
 What is a right line?
 What is a curve?
 What does the word *line* imply?
 What is a surface?
 What is a plane?
 What are parallel right lines?
 What are parallel curves?
 What are oblique lines?
 What are horizontal lines?
 What are vertical lines?
 What is an angle? how read?
 What are curvilinear angles?
 When is one line perpendicular to another?
 What are the angles then called?

What is an acute angle?
 What is an obtuse angle?
 What follows when two lines intersect each other?
 What follows when one line cuts two parallels?
 What follows when one line is perpendicular to one of several parallels?
 How many lines can be drawn from a point perpendicular to a given line?
 If oblique lines are drawn, how do they compare?
 What is the circumference of a circle?

- | | |
|------------------------------------------------------------|---------------------------------------------------------------------------------------|
| For what is it used? | When one straight line meets another, what is the sum of the angles on the same side? |
| How is it divided? | |
| How are angles measured? | |
| How many degrees in one right angle? | If there are several angles, what is their sum equal to? |
| What is one quarter of the circumference called? One half? | What is the sum of all the angles about a given point equal to? |

SECTION II.

- | | |
|---------------------------------------------------------|-------------------------------------------------------------------------------------|
| What is a plane figure? | What is the smallest number of straight lines which can enclose a space? |
| What is it called when the bounding lines are straight? | |
| What are the lines themselves called? | What are the several kinds of triangles? |
| What is a triangle? | What is the base of a triangle? |
| What is a quadrilateral? | What its altitude? |
| What is a polygon of five sides? | What are the different kinds of quadrilaterals? |
| What is a polygon of six sides? | |
| What is a polygon of seven sides? | What is the base of a figure? |
| What is a polygon of eight sides? | What is a diagonal? |
| What is a polygon of nine sides? | What is the square described on the hypotenuse of a right-angled triangle equal to? |
| What is a polygon of ten sides? | |
| What is a polygon of twelve sides? | |

SECTION III.

- | | |
|------------------------------------------------|-------------------------------------------------------------------------------|
| What is a circle? | When is a figure said to be inscribed in a circle? |
| What is a circumference? | When circumscribed about it? |
| What is the radius of a circle? | How is an angle at the centre of a circle measured? |
| What is an arc? | What measures an angle at the circumference? |
| What is a chord? | What is the sum of the three angles of a triangle equal to? |
| What is a segment? | How does a perpendicular through the centre divide the chord? |
| What is a sector? | How do the distances from the centre to equal chords compare with each other? |
| What is an angle at the centre? | |
| What is an angle at the circumference? | |
| What is an angle in a segment? | |
| What is a secant line? | |
| What is a tangent line? | |
| What position has the tangent with the radius? | |

PRACTICAL GEOMETRY.

- | | |
|---------------------------------------------------------------------|------------------------------------------------------------------------------------|
| What is Practical Geometry? | When two sides and the included angle are given, how do you describe the triangle? |
| What is a problem? | How do you describe a parallelogram with the same given? |
| What are the dividers? | How do you pass the circumference of a circle through three points? |
| How do you lay off a line? | How do you divide a line into any number of equal parts? |
| How do you describe the circumference of a circle? | How do you describe a square? |
| How on the black-board? | How do you construct a rhombus? |
| Describe the ruler and triangle, and the manner of using them. | How do you inscribe a circle in a given triangle? |
| How do you draw a perpendicular? | How do you inscribe an equilateral triangle in a given circle? |
| What is a Scale of Equal Parts? | How do you inscribe a hexagon in a circle? |
| What is a unit of the scale? | How do you inscribe a dodecagon? |
| Explain how you take from the scale a given number of parts. | How do you inscribe in a circle a polygon having any number of sides? |
| Explain the Diagonal Scale. | How do you inscribe a square? an octagon? |
| What is a Scale of Chords? | How do you circumscribe a square about a circle? |
| How will you lay off an angle? | How do you draw a line tangent to a circle at a point of the circumference? |
| What is the Semicircular Protractor? | How from a point without the circumference? |
| How do you lay off an angle with it? | |
| Describe Gunter's Scale. | |
| How do you bisect a line? | |
| How do you draw a perpendicular at a given point? | |
| How do you make an angle equal to a given angle? | |
| How do you bisect an arc? | |
| How do you draw a parallel to a given line? | |
| When two angles of a triangle are given, how do you find the third? | |

Note.—After the teacher shall have made the above figures, or most of them, on the black-board, and the pupils copied them on their slates, let the students then be called to the black-board in turn, and practised in the drawing of them.

BOOK III.

SECTION I.

OF DRAWING IN GENERAL.

1. *What are drawings?*

DRAWINGS are representations to the eye of the forms, dimensions, positions, and appearance of objects. They form a *written language*, which is easily comprehended by every one.

2. *What are the uses of drawing?*

Drawing, to the practical man, furnishes a simple means of describing and explaining a thing in a brief and striking manner. On this account, alone, its great advantages are everywhere apparent. Drawings, also, impress the mind with images approaching nearer to the reality, than any other means of description. The pen of the ablest historian presents but a feeble image, when compared with the pictured canvass of the painter, or the life-like forms of the sculptor.

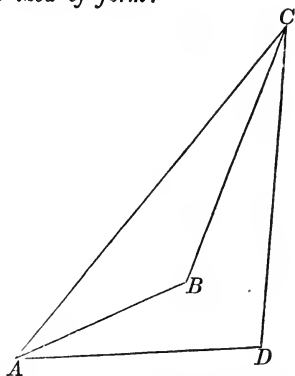
3. *When you look at a single object, what do you observe that distinguishes it from other objects?*

When we observe a single object, we discover that we are able to recognise it by means of three properties which distinguish it from other objects, viz.: its *form*, its *light and shade*, and its *color*. If we consider more than one

object, we are then able to distinguish them from each other, by their *relative position*, also.

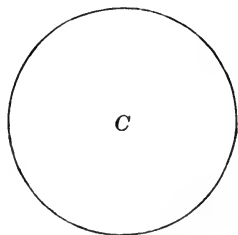
4. *How do you illustrate the idea of form?*

If we join any three points A , B , and C , by straight lines, the result will be a *figure* or *form* of a triangle. If we take another point D , and join the three points A , D , and C , we shall have the form of another triangle ADC . The straight lines which bound each of these figures, make up what is called its *outline*.



If with C as a centre, and any radius, we describe the circumference of a circle, the curve so drawn will be the outline of the circle.

Now, the triangle and circle differ from each other only in *form*, and the form is determined by the *outline*: hence we see that *outline* is one means of representing form to the eye. It is thus that we are able to distinguish a triangle from a circle, and a circle from a square; and the drawings of their outlines present to the mind, through the eye, the idea of the objects themselves.



5. *How do you illustrate light and shade?*

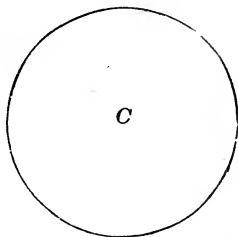
If we hold any object in the sun's rays, it is evident, that that part of it which is turned towards the sun will be lighted; and that the part which is turned away from the

sun will be comparatively dark. The part towards the sun is called the *light*; the other part, the *shade*

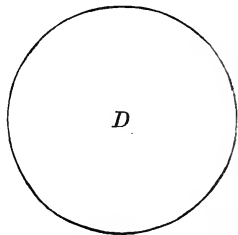
6. *In what manner do light and shade modify the idea of a form which is represented only by its outline?*

The circle whose centre is *C*, is the outline of so much of the flat white paper as is contained within its circumference.


Now, if we observe a sphere, or perfectly round ball, we find that, in every position, its outline is also a circle. We cannot tell, therefore, whether this circle is the outline of a circular piece of paper or of a sphere.



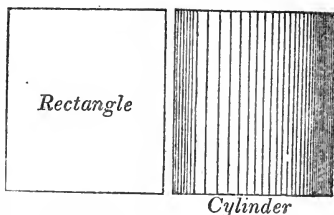
Let the circle whose centre is *D*, be the outline of a sphere. If we suppose the light to proceed from the left hand, then the part of the sphere towards the left will be the light, and the part towards the right, the shade.



Leaving the white paper for the light, we will represent the shade, or dark part, by means of lines drawn in such a manner, as to darken that part occupied by the shade.



In a similar manner, the outline of a rectangle may be distinguished from that of a cylinder by means of light and shade. Thus we see that light and shade furnish a distinction between objects whose outlines are the same.



7. *In how many ways may the shade on a body be modified?*

In two ways: viz, in its depth or intensity, and its color.

8. *How do you know which part of a body has the greatest depth or intensity of shade?*

If there were no atmosphere, and no body in existence except the one we are considering, that part of it which does not receive the sun's rays would be invisible. But since the atmosphere, as well as every other substance in nature, reflects back the light which it receives, casting it in a direction contrary to that of the sun's rays; it follows, that the part of any object which does not receive the direct light of the sun, will yet receive light from other objects, behind it with reference to the sun, and will be sufficiently illuminated to exhibit its form. Now, since bodies are more or less illuminated as they receive the light directly or obliquely, it follows, that if we conceive the reflecting body to be placed directly behind the one receiving the light, that the part nearest the reflecting body will receive more light than the parts more remote; and hence, the shade there will be less intense. It therefore follows, that the effect of *reflected light* on the depth of shade, will be the greatest near the outline of the body which is farthest from the source of light.

9. *How may the shade of an object be modified in regard to color?*

Every reflected ray of light is of the same color as the body which reflects it, and when such rays illuminate a dark object, they also impart to it their color. This may be shown by holding any dark body, as a sphere, in the sun's rays, and placing near it, and opposite to the sun, a piece of bright-colored red or yellow paper. The reflected rays from the paper will impart their tint to the shade of the sphere.

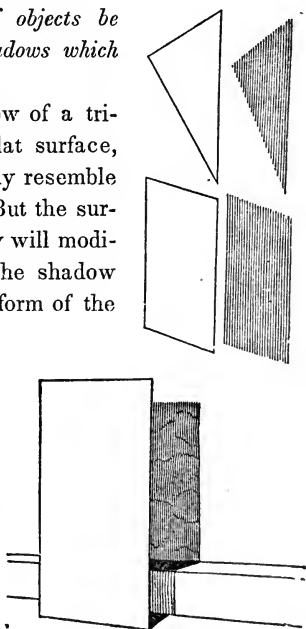
10. *What is the shadow on a body?*

The shadow on a body is that part of it from which the light is intercepted by some opaque body.

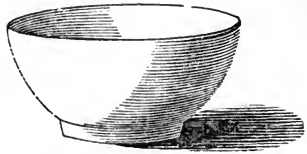
11. *How may the forms of objects be discovered by means of the shadows which they cast or receive?*

It is evident that the shadow of a triangle, or of a square, on a flat surface, will, in certain positions, exactly resemble the bodies which cast them. But the surface which receives the shadow will modify the shape of it; and thus the shadow will also give an idea of the form of the surface on which it falls.

For example, the rectangle in the figure casts a shadow of such a shape on the wall and step which are behind it, as to show their form distinctly. Without the shadow, the two lines which are the outlines of the step, might equally well represent two horizontal lines drawn upon the wall.



This example exhibits the outline, light and shade, reflection, and shadow of a cup; and is an illustration of the foregoing principles.

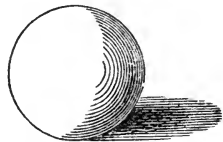


12. *How may the relative position of objects be determined by the shadows which they cast or receive?*


When a shadow is entirely separated from the body which casts it, as is the shadow of the sphere in this example, it is then plain that a space intervenes between the body and the surface on which the shadow falls.



But when the shadow joins the body which casts it, as in this example, then the body casting the shadow touches the surface on which the shadow falls.

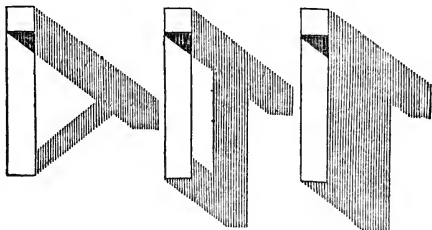


Hence, the nearer an object is to the surface on which the shadow falls, the nearer will the shadow approach to the object.



The example of the house shows, by the shadows on *B* and *C*, that *B* stands further back than *A*, and *C* farther than *B*.

The shadows in the example which follows, exhibit the difference between the forms of three objects whose outlines are exactly the same. The shade on them cannot be represented in these outlines.



13. *What may be said of color, as a means of distinguishing objects from each other?*

Of this, it is only necessary to observe, that when we have represented the form of an object, its light and shade, and its shadow, if we wish still further to distinguish it from other objects, we have but to add its appropriate color. For example, in the drawing of a machine, if we wish to exhibit the difference between the wood, the iron, and the brass, the natural colors of these should be added in the drawing.

14. *What effect have shade and shadow?*

Shade and shadow have the effect of obscuring the outline, form, and color, of that part of every object on which they are found. Hence shading, in drawing, is the obscuring, in imitation of nature, of those portions of the objects we are representing, and from which the light is intercepted. There is this difference, however, between nature and art:—in the former we distinguish and deter-

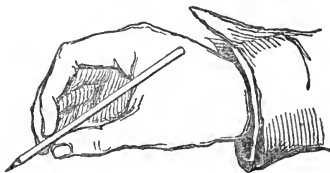
mine forms by means of the light; in the latter, by the shade and shadow.

15. *By what is the process of shading regulated?*

The process of shading a drawing varies according to the instrument used. The pen is capable of making only lines and dots; hence, if we employ it only, we are confined to those two methods of shading. The brush and lead pencil possess, in addition to the resources of the pen, the capability of laying a smooth, graduated tint of shade, which by the brush may also be made of any color that may be desired.

16. *What may be said of the use of the pencil?*

The acquisition of a skilful and easy manner of handling the pencil, depends in a great measure upon the way of holding it. The thumb, with the first and second fingers, should grasp the pencil about an inch from its point. The thumb should not be drawn back, as we are taught in holding a pen for writing; but should be placed opposite to, or a little below the points of the fingers.




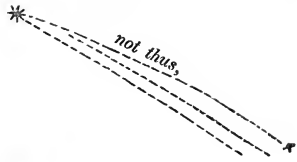
This position will enable the hand to move from left to right, and to draw curved lines with as much freedom in that direction, as from right to left.

Let the learner now practise the drawing of such lines as are shown in the figure, from left to right.



In drawing straight lines by the hand, the learner should

not begin by timidly drawing dotted lines, as is usually done; but the pencil should be passed rapidly two or three times from one extremity of the line to the other, without touching the paper, and then the line should be drawn at one stroke. Should it not be correct, repeat the trial until it is right; after which, and not before, efface whatever is wrong.



In the same manner, curved lines may be first sketched out by drawing broken lines, and after-



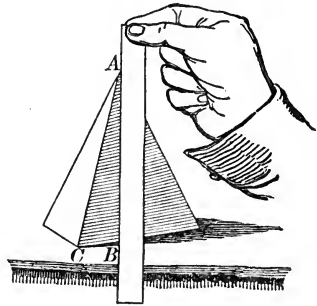
wards rounding off the angles and effacing the straight lines. These distinctions may appear trifling, and too minute, but nothing is more certain than that a careful and intelligent observance of them, will ensure a rapid and easy manner of sketching.

GENERAL REMARKS.

It is not intended, nor would it be possible, to give here more than a few practical hints concerning the general principles of the art of drawing. The learner, after familiarizing himself with them, and with the short directions as to the mechanical part, should copy some good drawings, under the direction of an instructor. He should then take some simple object, such as a book, a cup, an inkstand, &c., and placing it before him, endeavor to describe its position and proportions by means of its outline. This is done by comparing the lines which make up its outline with each

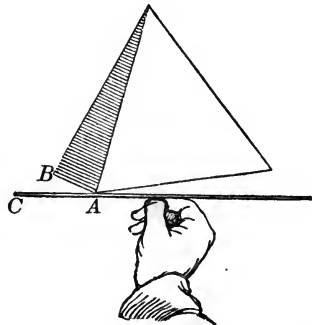
other, regarding both their comparative length and the angles which they make with each other. If the *direction* and *relative length* of each line are right, the drawing must be correct.

An easy help in finding the direction of a line nearly vertical, is to hold at arm's length, between the eye and object, (a pyramid, for example,) a ruler which serves as a plumb line. The edge of the ruler being vertical, when brought in range with the point *A*, will show how much the line *AC* varies from a perpendicular.



Now by drawing, or imagining to be drawn, a vertical line upon the paper, and then drawing a line making with it an angle equal to BAC , we shall have the direction of *AC*, or its inclination to a plumb-line *AB*.

To find the direction of a line nearly horizontal, we have but to balance the ruler, by placing its centre upon the thumb; then, continuing it in a horizontal position, and bringing it to range with the point *A*, we discover how much *AB* varies from a true level. Conceiving or drawing such an



auxiliary level line upon the paper, and then laying down the angle CAB , we shall have the direction of *AB*, or its inclination to a horizontal line. This method is applicable

to the lines of distant objects, as well as to those which are near.

Having acquired by practice the power of sketching a single object in outline, the learner should place two or more objects before him, and endeavor, by means of drawing their outlines, to represent, in addition to their forms, their relative position with respect to each other. He should then proceed to shade them, and to draw the shadows which they cast upon each other, and upon the table or other surface on which they may be placed. The *colors* of the lights, shades, and shadows may then be added, and the representation will be complete.

SECTION II.

TOPOGRAPHICAL DRAWING.

1. *What is Topographical Drawing?*

Topographical Drawing is the art of representing upon a plane surface, the character and features of any piece of ground. Such drawings are always *plans*, and are distinguished from *geographical* maps by a greater degree of minuteness in their details. A system of signs has been universally agreed upon, and adopted; most of which, however, have a sufficient resemblance to the objects for which they stand, to enable them to be easily recognised.

The signs in the annexed plates have been adopted by the Engineer Department, and are used in all the plans and maps made by the U. S. Engineers.

These we shall proceed to explain, giving at the same time such hints as to the manner of drawing them, as may appear to be necessary.

The dimensions in which we represent such objects as houses, trees, roads, &c., in a topographical plan, depend, of course, upon the scale to which the drawing is made. Generally, for the sake of greater distinctness, they are enlarged to two or three times their proportionate size: unless the scale is very large, or when one of the objects of the plan is to exhibit every thing in its just proportion.

2. *Explain the figures on the next page.*

The figures in the first column explain themselves, in most cases, by some resemblance or appropriate sign; in other cases, they are purely conventional.



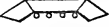


















In Fig. 2, the signs of the plants are placed on the corners of squares drawn through the fields they occupy.

Fig. 3 shows the manner of expressing a pine forest with roads and the details of the leaves, in case the scale of the drawing will admit of their use. In forests, the trees are placed without any particular order or arrangement.

In Fig. 4, the horizontal lines, or the lines parallel to the top and bottom of the drawing, represent the watery portion of a fresh-water marsh: the rest of the figure, the earthy or *grassy* parts. In general, stagnant water is represented by horizontal lines; and meadow, or heath, by small tufts of grass. The combination of these two signs indicates morass, or wet ground.

Fig. 5 represents hillocks, or sloping ground. The paper is always left white to denote a *level*; and each one of the broken lines drawn from the summit to the base of a hill, indicates throughout its length the *direction* of the slope, or the line of *greatest* descent. The degree of blackness, or shade, produced by these lines shows the nature of the slope, from the perfect white of a level, to the deep blackness of an almost perpendicular descent.

Fig. 1.

- Artillery.....†
- Artillery Park.....††††††††††
- Battery of Cannon 
- Mortar Battery.....
- Cemetery.....
- Grocery.....
- Court House.....
- Cotton Factory.....
- Tavern.....
- Furnace.....
- Glass Factory.....
- Village Church.....
- Detached Church.....
- Foundry.....
- Forge.....
- Telegraph.....
- Post-office.....
- House.....
- Grist-mill.....
- Saw-mill.....
- Steam-mill.....
- Stone-mill.....




Fig. 2.




Fig. 3.

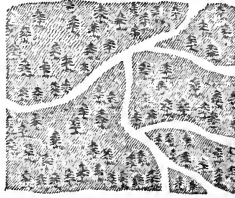


Fig. 4.



Fig. 5.



3. Explain the figures on the next page.

Fig. 1 represents a rice-plantation; Fig. 2, an ornamental garden; Fig. 3, a cotton-field; Fig. 4, ploughed land, Fig. 5, an orchard; and Fig. 6, a vineyard. Figs. 1, 3, 5, and 6, are drawn as was described in the case of page 65, Fig. 2. Where it is not necessary to describe minutely the *kind* of crop existing upon the land, every kind of cultivation may be expressed as is done in Fig. 4.

Figs. 7, 8, and 9 indicate, respectively, the details of the leaves for oak, fruit, and chestnut trees, whenever their use in a plan is desirable.

Fig. 10 represents a heath and common road. It is left white, being a level, with the exception of the tufts of grass.

Fig. 11 is an oak, &c. forest.

Fig. 12 is a salt marsh. This is drawn in a different manner from a fresh-water marsh, being composed of unbroken horizontal lines, with tufts of grass interspersed among them.

Fig. 13 represents meadow, or bottom land, with a small stream running through it. The sign for the grass is here more regularly disposed than in a heath, or common.

Fig. 14 shows the mode of indicating different kinds of roads, fences, paths, &c.

4. How is water represented?

Running water, the water of lakes, and water that is affected by tides, are always represented by lines drawn within the outline, and parallel to the shores, in such a manner, that by gradually increasing the distance between the lines, which are at first very close together, the *shade* may be uniformly *lightened* from the shores to the middle. The course of the current is indicated by an arrow, with the head turned in the direction in which the water runs.

Fig. 1.



Fig. 2.



Fig. 3.



Fig. 4.




Fig. 5.



Fig. 6.




Fig. 7.



Fig. 8.



Fig. 9.



Fig. 10.



Fig. 11.




Fig. 12.




Fig. 13.



Stone fence



Turnpike Road



(Fig. 14.)

Canseway



Wooden fence



Common Road



Foot path



5. *Explain the figures on the next page.*

Fig. 1 represents the *rocky shore* of water thus shaded.

Fig. 2 denotes *rocks* that are above the surface of the water. Here, also, the lines indicate the direction of the descent from the highest point, near the middle, to the water line.

Fig. 3 shows the manner of representing *salt-works*.

Figs. 4, 5, and 6 show the three conditions of *sand-shoals*.

Fig. 7 is a sign used to show the direction of the *current*.

Fig. 8 shows that there is *no current*.

Fig. 9 indicates the different stages of the tides by means of *dots* introduced in all shading above low-water mark.

Fig. 10 represents rocks *sometimes bare*, and Fig. 11, sunken rocks.

Fig. 12 is a shore with sand-hillocks and fisheries.

Fig. 13 is a collection of signs used for describing the facilities or dangers of navigation.

Fig. 14 exhibits a river, with the different circumstances connected with its navigation, and the means of crossing it.

Fig. 15 is a *lake*, shaded in the manner before described.

In shading a piece of water by this method, this rule must be observed. Having drawn the outline, conduct the first shading line along *every shore*, (if there be more than one,) and around all islands, keeping it as close as possible to the shore-line.

When the first shading line is thus applied everywhere, take up the second one, laying it nearly as close to the first as the first is to the outline. When the second line is drawn wherever it can go, take up the third; increasing gradually and uniformly the distance between the lines, un

Fig. 1.



Fig. 2.



Fig. 3.

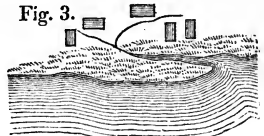


Fig. 4.



Fig. 5.

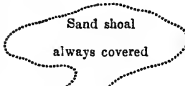


Fig. 6.



Fish weir



Fig. 7.




Fig. 8.



Fig. 9.




Fig. 10.

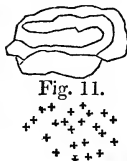
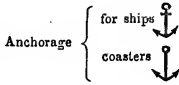
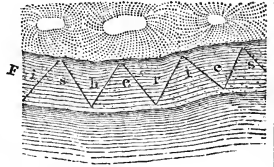


Fig. 12.



Anchorage



Light house



Signal



Channel marks



Buoys



Wrecks



Harbors



Fig. 13

Fig. 15.

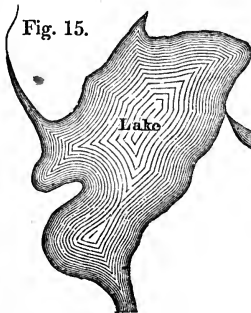
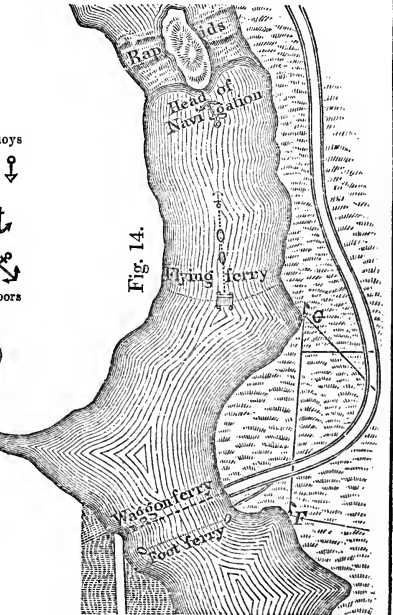


Fig. 14.



til they approach the middle, when it may be increased a little more rapidly, and the lines made somewhat thinner.

By pursuing this system, the shade will be graduated in a similar manner from every shore, and perfect symmetry in the positions of the lines will be insured.

SECTION III.

PRINCIPLES OF PLAN DRAWING.

1. *What are Geometrical Drawings?*

Geometrical drawings are those which are made for the purpose of conveying to the mind, through the eye, a just idea of the true proportions and dimensions of objects.

2. *What objects are generally represented in geometrical drawings?*

The objects represented in geometrical drawings are generally solid bodies, with irregular or curved surfaces, such as houses, blocks of wood, chairs, tables, &c.

3. *Can we generally conceive of their shape and dimensions from one single drawing or view?*

We cannot. For instance, if we place ourselves in front of a house, or opposite to one end of it, or if we stand behind it, or look down upon it from some great height, such as the top of a lofty steeple, we shall in each case have a different view of it; so that, unless we take different drawings of it, from several points, it will not be possible to convey any just notion of its general appearance.

4. *What is a horizontal plane?*

It is any plane parallel to the water-level, such as the level ground, the floor of a house, &c.

5. *What is a vertical plane?*

It is a plane perpendicular to a horizontal plane; such as the front or ends of a house, or the face of a vertical wall.

6. *How many kinds of geometrical drawings are necessary in order to represent the form and dimensions of an object?*

Three kinds only are necessary; viz., a PLAN, a SECTION, and an ELEVATION.


7. *What is a plan?*

A plan of an object merely resembles the appearance which it would present to the eye, when viewed from a point directly above it.


In order to illustrate this more clearly, let us proceed to draw the plan of a small building

In commencing a building, the first thing necessary is to have a GENERAL PLAN, or plan of the foundation. Let us suppose that the building to be represented is a cottage, with a door and window only.

First, having fixed upon the scale on which the drawing is to be made, say 30 feet to the inch, lay off the length of the cottage 30 feet, on the line ab , and the width 24 feet, on ac , and complete the rectangle to represent the exterior dimensions of the cottage; that is to say, its length and breadth from out to out.




Next, lay off from the same scale the thickness of the wall from a to b , and from a to c , and draw the interior rectangle, having its sides parallel, respectively, to those of the outer one. This will represent the interior faces of the wall.



We see that this figure has nearly the same appearance as would be presented by the foundations of a small building, viewed from a point directly over them.

Doors and windows are generally marked in a ground plan. In order to distinguish them from each other, the lines of the foundation walls, which interfere with the doors, are rubbed out. The doors and windows will be marked accordingly.



The complete PLAN of the cottage is now drawn. It shows the size of the room, the thickness of the walls, and the width and position of the door and window.

By means of a plan, drawn according to a scale, it would be easy to lay out correctly, the foundations of a building and the doors and windows of the lower story. But after building a few courses, we should be obliged to stop for want of further directions, because the PLAN can neither explain the *height* of the doors or windows, nor the height of any other part of the building.

This proves what has already been stated, viz., that more than one kind of drawing of any object is always necessary in order to explain its form and dimensions. Before proceeding to the other kinds of geometrical drawings, mentioned above, we will add some further explanations and observations on the subject of PLANS.

8. The PLAN of any object is always supposed to be made on a horizontal plane or dead level. The necessity of following this rule will appear from the following considerations.

Suppose it were required to build a house on uneven ground, such, for example, as the side of a hill. Every one knows that in laying out the foundation, no reliance would be put on any oblique measurements made along the slope,

but that all the measurements would have to be made in horizontal lines. For instance, if you were to measure 30 feet obliquely, along the side of the hill, for the breadth of your proposed building, it would still be necessary to lay the first floor horizontally. After this was done, you might find the space which was laid out for the breadth of the building, reduced to 29 feet, to 28 feet, to 25 feet, or even to a less distance, according to the steepness of the slope of the hill. The plan of an uneven field, in which the dimensions were marked according to oblique measurements made upon the sloping or irregular surface of the ground, would therefore be of no use.

9. It is more difficult to draw the plan of any object having sloping or oblique lines, than to draw the plan of a building having only horizontal and vertical lines, because the oblique or sloping lines must all be reduced in a certain proportion:

10. The following are the rules for laying down truly, on a horizontal plane, the points and lines of all objects, any way situated, with respect to it.

11. The imaginary horizontal plane, on which the plan is made, and to which all points and lines are referred, is called the HORIZONTAL PLANE OF PROJECTION.

This plane may be so taken as to cut the object which is to be drawn upon it, or it may be taken directly above or below the object. But for learners, it is best to begin by supposing the horizontal plane to pass through the base, or lowest point of the given object.

In respect to such points of the object as stand upon the plane of projection, or coincide with it, there can be no difficulty, for such points are their own place or projections on the plane.

From every point without the plane of projection, a perpendicular is supposed to be drawn to the plane, and the point in which this perpendicular pierces the plane, will mark the true position of the point from which it was drawn.

If the plane of projection be supposed to lie below the given object, then all the points of the object will be above the plane of projection; and, consequently, all the perpendiculars, requisite for finding the position of these points on the plane of projection, will go downward from these points.

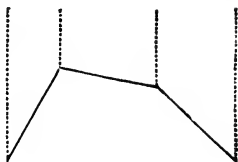
But if the plane of projection be supposed to be above the given object, then the several points of the object will be below the plane; and, consequently, all the perpendiculars, necessary for finding the position of these points on the plane of projection, will slope up from the given points.

12. Since the plane of projection, in plans, is always supposed to be horizontal, every perpendicular, whether dropped or raised, will be a vertical or plumb-line. Consequently, if we suppose two plumbets to be suspended exactly over two points of an object, the plan of which is required to be drawn, the distance between the plumb-lines, measured perpendicularly, will be the true distance at which the two points ought to be laid down on the plan.

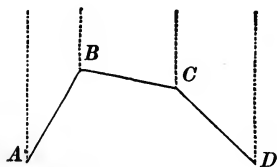
13. To explain this, draw three lines on the board connected together; all of the same length, but sloping unequally. These may represent the form of some sloping or oblique object, of which the plan is to be drawn.



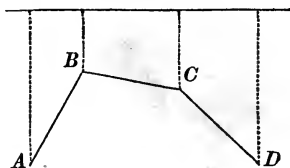
The pupils will copy this and the following operations on their slates, without further directions, until the figure is completed. From the extremities of each of the three lines, draw dotted lines, parallel to each other, directed towards the top of the board.



These dotted lines may represent plumb-lines held over the various points of the oblique object. Now mark the various points of the oblique object by capital letters *A*, *B*, *C*, and *D*, from left to right.

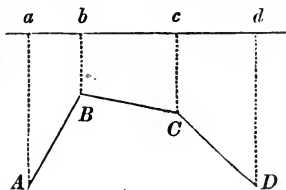


As the distances between the four plumb-lines, represented in the last figure, must be measured perpendicularly, not obliquely, draw a line above the given object, and perpendicular to the dotted lines, on which the said distances are to be measured.



At the points where the perpendiculars meet the horizontal line, make the letters *a*, *b*, *c*, and *d*, from left to right.

The distance between the points *a* and *b*, at the top of the figure, represents the exact distance between the plumb-lines suspended over the points *A* and *B*. Consequently, the perpendicular line *ab*, at the top of the figure, represents

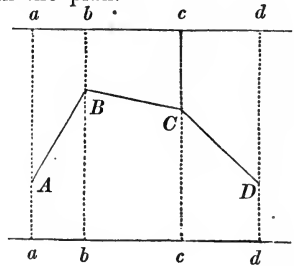


the exact length which ought to be given to the oblique line AB , in drawing a plan of the given object.

The perpendicular line bc , at the top of the figure, in like manner, and for the same reason, represents the exact distance which ought to be given to the oblique line BC , in the plan of the object.

And the perpendicular cd , at the top of the figure, in like manner represents the exact distance which ought to be given to the oblique line CD , in the plan.

14. Let us now produce the dotted lines below the given object, and draw a second horizontal line intersecting them perpendicularly; and let us also mark the points of intersection by the same letters a, b, c , and d .



Then, since parallel lines are always at the same distance from each other, although produced ever so far, the distance between the points a and b , at the bottom of the figure, will be equal to the distance between the points a and b at the top; and the same for the distances between any other two points.

Consequently, the perpendicular distances ab , bc , and cd , at the bottom of the figure, will be equal to the perpendicular distances ab , bc , and cd , at the top; and, therefore, the lines ab , bc , and cd , at the bottom, will serve equally well to represent the respective lengths which ought to be given to the oblique lines AB , BC , and CD , in the plan of the given object.

Hence we see, that either the upper horizontal line ab , or the lower horizontal line ab , may represent the plane of projection, to be used in drawing the plan of the oblique object; the upper line will represent a plane passing above

the given object, and the lower line a plane passing below it.

This illustrates what was before observed, that in drawing the plan of any object, it makes no difference whether the plane of projection is taken above or below it.

15. A line drawn from any point in a given object, and perpendicular to the plane of projection, is called the *projecting line of the point*; and the place where the perpendicular meets the plane, is called the *projection* of the point.

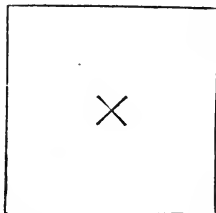
16. Let us illustrate the above rules by means of a square pyramid.—(Here let the teacher explain the shape of a square pyramid, and exhibit one to the class.)

If we look down upon a square pyramid, we shall see the extremities of its base, its vertex, and the four edges or oblique lines which are formed by the meeting of its sides. All these particulars must therefore be represented in the plan of a square pyramid.

The most convenient way, is to suppose the horizontal plane on which the plan is to be made, to pass through the base of the pyramid. For example, if we place the pyramid upon a table, the level surface of the table will represent the plane of projection. The base of the pyramid, now standing on the plane of projection, coincides with it, and will be its own projection, without any enlargement or diminution.

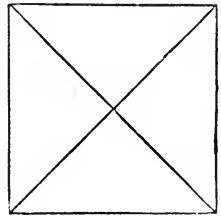
The base of the pyramid is a square. Represent it, therefore, on the paper or board, by drawing a square exactly equal to it.

In the present instance, the base of the pyramid coinciding with the plane of projection, and the pyramid being perfectly regular, it is evident



that a perpendicular dropped from the vertex, would fall exactly on the middle or central point of the base. Mark, therefore, the middle point of the square, and it will represent the projection of the vertex of the pyramid.

The four ridges, or oblique lines, remain to be drawn. But, one extremity of each of these lines passes through each angular point of the base, all of which are already marked on the plan. The other extremities of these lines all meet at the vertex of the pyramid, whose projection on the plan is also determined. Therefore, draw from the centre of the base four straight lines, one to each angle of the base, and they will represent, in the plan, the four ridges of the pyramid.



You see that the plan of the pyramid, now drawn upon paper, shows no dimensions but those of the base.

It also indicates the particular point of the base over which the vertex stands; but it neither explains the height of the pyramid, nor the obliquity or slopes of its sides.

The plan, therefore, cannot alone explain the nature either of a building or pyramid, or of any other object, and recourse must be had to some other kind of drawings.

OF SECTIONS.

17. A section is a plane figure, formed by cutting any solid body into two parts. A solid body may be cut in a great number of directions: viz., horizontally, vertically, and obliquely: and hence, the number of sections which may be formed of any object, are infinite, or beyond calculation.

To avoid the confusion which might arise in plan-drawing, from sections taken at random, the geometrical drawing

called a section, is always taken vertically; that is to say, the object is supposed to be cut right down, perpendicularly, from top to bottom, by a vertical plane; in other words, it is supposed to be cut everywhere in a plumb-line.

A section is principally intended to show the heights of objects, and thereby to make up for the defects of the plan, which have already been explained.

Supposing it were required to measure the height of one of the sides of a room. This could not be correctly done by measuring diagonally or obliquely—that would be quite wrong. There is no way of finding the true height except by measuring vertically, or in the plumb-line.

If, then, we suppose a section of the room to be taken in which we now are, it is evident that if the section were taken in a sloping direction, it would cut the sides of the room obliquely. Such a section would therefore give an erroneous representation of the sides of the room.

Sections taken across any building or object, will of course serve to show the breadth as well as the height of its various parts. In order that this may be done truly, another rule must be laid down no less essential than the former: viz.,

In taking the section of any regular object, such as a rectangular building, the object is always supposed to be cut right across; that is, in a direction perpendicular to two opposite sides; and the same reason holds good in this case, which was given for employing a vertical plane.

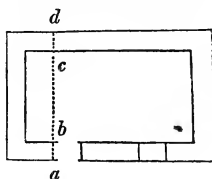
Supposing we wished to measure the breadth of this room. You see at once, that if we took the measurement obliquely, from angle to angle, the result would be quite wrong; and that there is no possible way of measuring the breadth of the room accurately, except in a direction perpendicular to its two opposite sides.

From these considerations it must be evident, that any

section of a building, or of an object, taken in a sloping or oblique direction, would not be of the smallest use, because it would either misrepresent the height, or the breadth, or both.

18. This being premised, let us now proceed to draw a section of the small cottage, of which we have already drawn the plan.


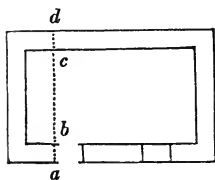
Let us suppose that the proposed section is required to pass through the door of the building. Draw a dotted line perpendicularly across the plan of the cottage, passing through the door. This dotted line will represent the direction in which the proposed section is to be taken.



Mark the points on the plan where the dotted line cuts the front and back walls of the cottage, by the letters *a*, *b*, *c*, and *d*. The distances between the points *a*, *b*, *c*, and *d*, show the breadth of the cottage and the thickness of the walls.

As the same dimensions which have been used in the plan must be again represented in the section, it will save time to transfer the whole of them, at once, from the plan to the section.

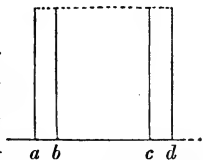
Therefore, draw a separate line to represent the level of the building, which will also be the ground line or base



of the section. Then divide this line in the same manner as the dotted line *abcd* is divided in the plan.

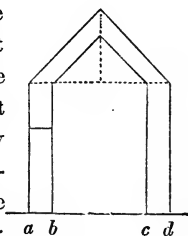
Under the respective points of division, on this new line, mark the same letters *a*, *b*, *c*, and *d*. When this is done, the corresponding or like parts of both lines will be known by inspection.

From the points *a*, *b*, *c*, and *d*, on the ground line of the section, which represents the position and thickness of the walls of the cottage, raise perpendiculars to show the height of the walls. Join the tops of these perpendiculars by a dotted line which will be horizontal, and this line will show the level from whence the roof is supposed to spring.



The plan of the cottage is still supposed to remain on the board and slates, but is left out in some of the following figures. It will again be occasionally introduced, whenever it shall be necessary to point out the connection between the plan and the section.

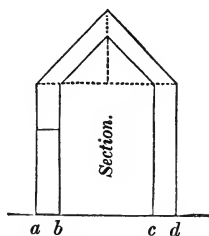
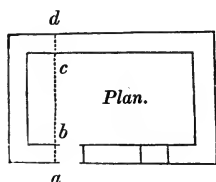
19. We will now suppose the roof to be a regular pitch roof. Therefore, bisect the last-drawn line, in order to find the middle of the building; and from the point of bisection raise a perpendicular, to show the height of the roof. From the extremities of this perpendicular, draw an oblique line to the outside of the top of each wall: this will show the sides of the roof. Then draw right lines interiorly, parallel to the last lines, to show the thickness of the roof.



As the section is supposed to pass through the door of the cottage, a line must be drawn to represent the top of the door, and to show the height of it.

The section which has just been drawn, is only intended to give a general notion of this kind of geometrical drawing.

Many particulars are therefore omitted, which it would be proper to introduce into a finished section of a building. For instance, the depth and thickness of the foundation, the recess of the door, the thickness of the rafters and other parts of the roof; also, its projection over the walls, if formed with eaves. These, and other details might easily have been represented, by adding a few more lines. The



rough section of the cottage is now complete, and you may observe, that those dimensions which are marked with the same letters, agree in both.

The plan and sections, as they stand at present, explain sufficiently the general dimensions of the cottage, and the proportions of the roof and door; but they do not show the height of the windows, nor the general appearance of the building.

The latter particulars cannot be represented without the assistance of the third kind of geometrical drawing, before mentioned, called an **ELEVATION**.

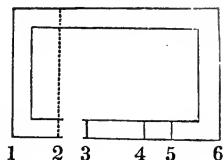
OF THE ELEVATION.

20. An **ELEVATION** is the view of any upright side of a building or other object, nearly such as it would appear to a person standing directly in front of it.

In order to understand this definition more clearly, let us draw an elevation of the front of the cottage.

As the principal dimensions of the front of the cottage appear in the plan, let the various points be marked by the figures 1, 2, 3, 4, 5, and 6.

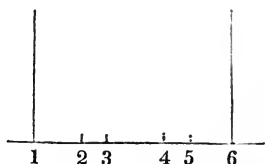
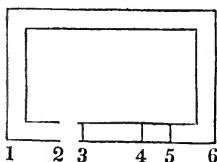
The points thus marked show the length of the front of the cottage, and the breadth and position of the door and window.



As all these dimensions must appear in the elevation of the cottage, the easiest method will be to transfer them from the plan to the elevation at once.

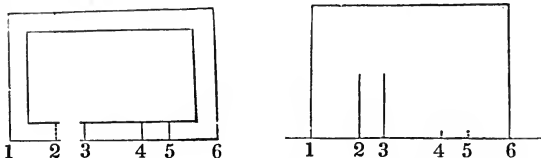
Draw, therefore, a separate line, to represent the ground line, or level upon which the front of the cottage stands; and upon this line, set off a distance equal to the length of the cottage, and divide it in the same manner as the front of the cottage is divided in the plan.

Mark also the various points of division on this new line, by the figures 1, 2, 3, 4, 5, and 6. When this is done, the

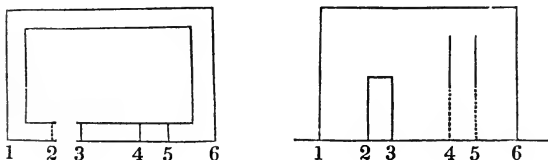


corresponding or equal parts in the plan and in the ground line of the elevation, are known by inspection. From the points 1 and 6 of the ground line of the elevation, let perpendiculars be drawn to show the height of the walls. Now, since the height of the walls is already represented in the section, take that height in the dividers and lay it off on the perpendiculars through 1 and 6.

Join the top of these perpendiculars by a straight line. This line will represent the bottom of the roof of the cottage.

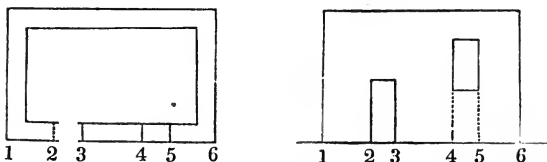


From the points 2 and 3 of the ground line of the elevation, which represent the width of the door, raise perpendiculars to show the height of the door. Find the proper length of these perpendiculars by measuring the height of



the door in the section, and then transfer it to the elevation. Complete the form of the door by joining the top of the above perpendiculars.

From the points 4 and 5 in the elevation, which mark the position of the window, raise perpendiculars to find the sides of the window. Next complete the window by draw-

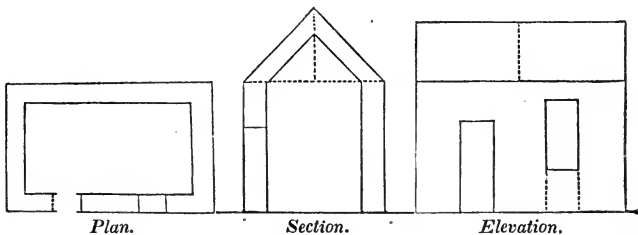


ing the top and bottom of it, at their proper height. Dot that part of each of the last perpendiculars, which falls below the bottoms of your windows.

The form of the roof is now alone wanting. The length of the roof must of course be equal to the length of the building, and the height of it may be found by referring to the section.

It is a general rule, in geometrical elevations, never to represent the height of any sloping object by oblique measurements taken along the slope; but, by dropping a perpendicular from the highest point, or vertex of the slope, to the level of the lowest point or base of it.

In short, the height of any sloping object in a geometrical elevation is measured by that perpendicular line, which would be called the altitude of any similar figure or body in Geometry. Therefore, in transferring the height of the roof from the section to the elevation, make it in the elevation equal to the dotted perpendicular drawn in the section. Next draw the roofs: when this is done, the drawings of the cottage are as follows:



21. The Plan, Section, and Elevation of a small cottage are now complete, and from these three geometrical drawings put together, every dimension necessary for explaining the proportions of the building may be known.

The length of the building is shown in the plan and elevation, and is the same in both.

The breadth of the building, and thickness of the walls,

are shown in the plan and section, and are the same in both.

The breadth of the door, and that of the window, are shown in the plan and elevation.

The height of the door is shown in the section and elevation, and is the same in both.

The height of the window is shown in the elevation only. But if the section had been taken through the window, instead of the door, then the height of the window would have been shown, and not that of the door.

The height of the walls, and the perpendicular height of the roof, are shown in the section and elevation, and are equal in both. But the particular form of the roof is clearly explained in the section only.

REMARKS ON ELEVATIONS.

22. An elevation is always supposed to be drawn on a vertical plane, which is called the *vertical plane of projection*.

Those points of an object which lie in, or coincide with, the plane on which the elevation is drawn, are their own projections on that plane. Those points of the given object which lie without the plane of projection, must be transferred to it, by lines drawn from the points and perpendicular to the plane of projection. Such lines are called *projecting lines*.

Since all the projecting lines which determine an elevation are perpendicular to a vertical plane, they must necessarily be horizontal. The walls or sides of a building are vertical planes, being built according to a plumb-line; and therefore, in taking a geometrical elevation, the plane on which it is made may be supposed to coincide with the front of the building, or any other side which is to be represented

When this is done, the length and height of the side of the building, and the height and breadth of the doors and windows, &c., may be laid down in a geometrical elevation, according to their actual dimensions from measurement.

The roof, from its sloping figure, is the only part of the exterior side of the building which cannot agree with the plane of projection; and hence, in drawing the elevation of the cottage, it was necessary to diminish the oblique lines of the slope of the roof, in order to find the true vertical height of it. They were diminished in the same way that the oblique lines are diminished in a plan, in order to find the base of any slope.

23. It is not necessary, in a geometrical elevation, that the plane of projection should be supposed to agree exactly with the upright side of the building or object which is to be represented. But when they do not agree, it is necessary that the plane of projection should be parallel to the upright side of the building or object, of which the elevation is to be drawn. In that case, the projecting perpendicular will form, on the plane of projection, a figure exactly similar to the front of the building or object. Consequently, if you suppose a plane of projection to be chosen, parallel to the upright side of a building or other object, of which an elevation is required, then the dimensions of the various parts of the upright side of the given object may be laid down in the drawing in their true proportions, according to measurement.

24. From the figures which have been drawn, and the instructions which have been given, on the subject of Plan-drawing, it appears that plans and elevations are drawn exactly according to the same principles, with only this difference: that in a plan, the plane of projection is always

horizontal, whereas, in an elevation, it is always vertical

All horizontal planes, which may be used as planes of projection for drawing the plan of a building, will be parallel to each other; but the vertical planes, on which the elevations are drawn, may be oblique, perpendicular, or parallel to each other.

For example, the several floors of any building, being all level, and all the points of each at the same height from the ground, are horizontal planes parallel to each other. But of the walls of a building, which are all vertical planes, some two of them may be perpendicular to each other, such as the side and end walls; while others may be oblique to each other, as is often seen in irregular buildings.

OF OBLIQUE ELEVATIONS.

25. If, in drawing the elevation of any rectangular building, the plane of projection were chosen oblique to one of the sides, instead of parallel to it; then, the length of that side of the building and the breadth of the doors and windows would be diminished in the drawing, in such a manner as to give a false notion of the object. In an oblique elevation of this kind, the projecting lines which are drawn perpendicular to the plane of projection, will be oblique to the building; and hence, all the dimensions except those which are vertical would be diminished or misrepresented in the drawing: hence, such elevations are of little use, and are therefore seldom made.

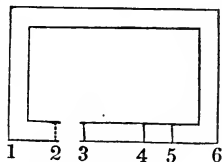
But, although oblique elevations of the fronts of buildings are seldom made, it often happens that the front of a fine building is ornamented with columns, mouldings, and architectural decorations, many parts of which are oblique to the general plane of the front of the building, beyond which they project.

The proper methods of representing such ornaments in geometrical elevations, cannot therefore be well understood, unless the principle, according to which oblique elevations of any upright object may be drawn, is clearly explained.

This being premised, we shall give an example of the method of drawing an oblique elevation of the cottage, of which we have already drawn the plan, and section, and geometrical elevation.

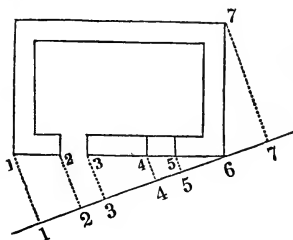
26. Resume the plan before drawn, and mark thereon the points 1, 2, 3, 4, 5, and 6.

A straight line must next be drawn, to represent the new plane of projection, on which the oblique elevation is to be made. This new plane of projection may either be supposed to coincide with some line of the front face of the building or not. We shall take it to coincide or agree with that extremity of the front of the building which is marked by the figure 6.



Draw, therefore, a right line through the point 6, forming an acute angle with the front of the building, and this line will represent the new plane of projection, which is vertical.

From the various points of the front of the building, draw perpendiculars to the last line, and dot them. These perpendiculars will determine the true places of the points in the oblique elevation.



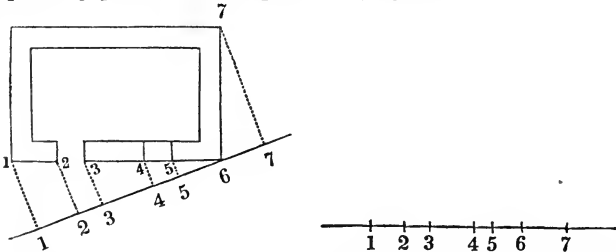
Mark, therefore, in like manner, by the figures 1, 2, 3, 4, 5, and 6, the several corresponding points on that line which represents the plane of projection.

That end of the cottage which is nearest to the plane of projection must also be represented. One extremity of it coincides with the said plane. From the other extremity draw a dotted perpendicular to the plane of projection, and mark the corresponding points, at the ends of this line, by the figure 7.

The distance between the points 1 and 6 in the plan, shows the length of the front of the cottage; and therefore the distance between the corresponding points 1 and 6, on the plane of projection, will also represent the length which ought to be given to the front of the cottage in the oblique elevation.

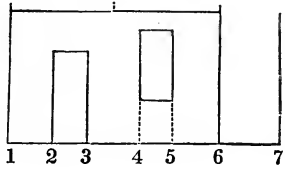
The distance between the points 6 and 7, in the plan, represents one end of the cottage; and therefore the distance between the corresponding points 6 and 7, on the plane of projection, will also represent the length which ought to be given to that end of the cottage in the oblique elevation.

And, in like manner, as the breadths of the door and window are represented, respectively, by a certain distance in the plan; so the same dimensions, in the oblique elevation, must be represented by the distance between the corresponding points, on the plane of projection.



You will, therefore, draw a line for the ground line of the oblique elevation. Divide this line in the same manner as the one which represents the plane of projection, and

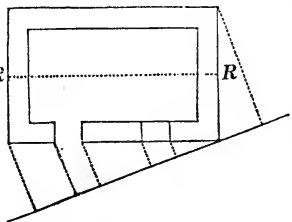
mark it with the same numeral figures. From the points 1, 6, and 7, on the ground line of the elevation, raise perpendiculars equal to the height of the cottage; and draw the upper line. At 2 and 3 also draw perpendiculars, and lay off the height of the door; and do the same at 4 and 5 for the window—dotting those parts of the perpendiculars which lie below the window.



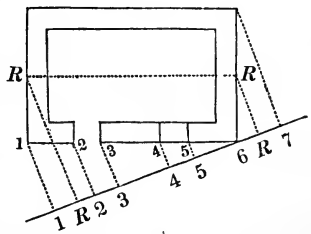
The roof only remains to be drawn. Before this can be done, it will be necessary to find the points where the ridge ought to be laid down in the plane of projection.

The ground plan of the cottage does not show the ridge of the roof; but it is evident that the ridge of a regular roof with a simple pitch, must be directly over the middle of the building.

In order to save the trouble of drawing a separate plan, draw a dotted line RR through the middle of the plan already drawn, to represent the ridge.



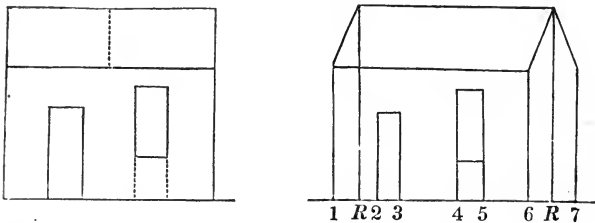
From the points R and R , which represent the extremities of the ridge of the roof, draw dotted perpendiculars to the plane of projection, and mark the points where they meet the plane, by the letters R and R . The points R and R must next be transferred to the ground line of the oblique elevation.



From these new points R and R , draw perpendiculars and

lay off the height of the cottage, which is found by referring to the section: then draw the upper line, which will represent the ridge; after which, draw oblique lines from the extremities of the ridge to the proper points, in order to complete the form of the roof.

The oblique elevation of the cottage is now finished, as below, where the parallel elevation is also given.



The heights of the various parts of the oblique elevation agree with those of the section and front elevation; but all the other dimensions are changed, being less than they were in the plan.

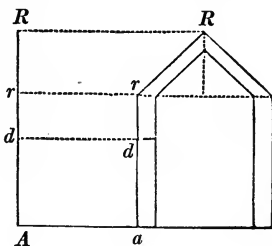
If the plane on which the oblique elevation was made had formed a greater angle with the front of the building, then the various dimensions, in that part of the oblique elevation which represents the front of the cottage, would have been still more diminished.

In the direct elevation of the front of the cottage, it was not necessary to take any notice of the points *R* and *R*, because they fell directly over the ends of the building. The two ends of the building being perpendicular to the plane of projection, will fall in the parts of the vertical lines through *R* and *R*, which lie between the ridge *RR* and the upper line of the front.

27. In transferring the several heights from the section to the elevations, each dimension was measured separately

one after the other; but it is best to transfer the various heights from a section to an elevation all at once, in the same manner as the dimensions are transferred from the plan to the elevation.

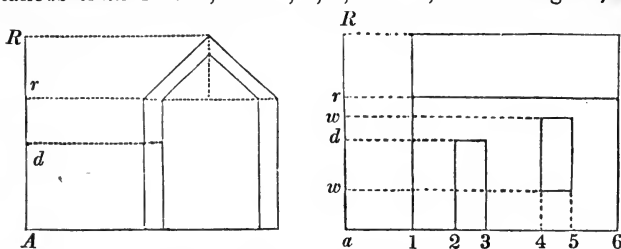
Remember that the section of the cottage was formed by a plane cutting it through the door, and perpendicular to the front, and that ar is the line in which such plane cuts the front. At a convenient distance from the section draw the vertical line AR . Then, through the various points of the section whose heights you wish to note, draw the dotted horizontal lines RR , rr , dd , and Aa , and note the points in which they cut the vertical line RA .



The distance between the two points a and d in the section, represents the height of the door in the cottage; and the distance between the two corresponding points A and d , on the vertical line AR , will represent the height which ought to be given to the door in a geometrical elevation; and the same for all other points. Hence, all the points necessary for transferring the several heights of the front of the building from a section to an elevation, are now marked on the vertical line AR .

28. If you wish to draw the front elevation from the section and plan, draw a line to represent the ground line. Then draw a vertical line AR , and make it equal to ar , which shows the height of the cottage; and lay off in the same manner the height of the door ad , and the height of the wall ar . Then, at a convenient distance from a , mark the corner of the cottage 1; and from the plan lay off the dis-

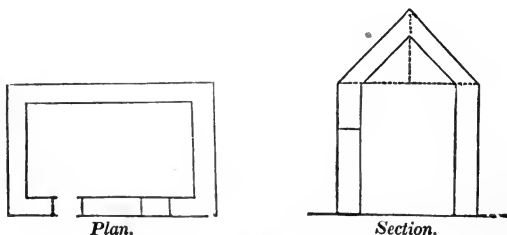
tances from 1 to 2, 1 to 3, 4, 5, and 6; and through 2, 3,

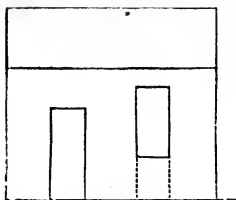
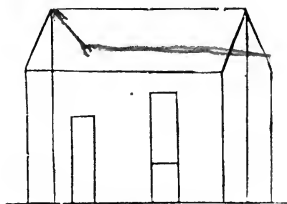


and 6 draw perpendiculars, which being met by parallels through d , r , and R , will determine all the parts of the cottage. The two heights aw , aw , to the bottom and top of the window, are not found in the section, but are taken from the oblique elevation.

29. After finishing an elevation, or other geometrical drawing, the superfluous or dotted lines representing planes of projection, scales of heights, &c., are rubbed out; excepting only those imaginary lines, marked in the plan, which show the direction according to which the sections or oblique elevations accompanying the plan may have been taken.

Let us, therefore, rub out the superfluous lines, letters, &c., in the figures which have been drawn, leaving only such as are necessary to explain the connection between the plan and section, and between the plan and oblique elevation. We shall then have—



*Front Elevation.**Oblique Elevation.*

The Plan, Section, and Elevation, completed above, are sufficient to give a full insight into the principles of plan drawing.

GENERAL REMARKS.

30. All plans, sections, and elevations are drawn by laying down a certain number of points and lines truly, on some plane surface, according to geometrical principles. In drawing some objects, it may be necessary to lay down a great number of points and lines: in others, only a few; but whether the number be great or small, each individual point or line must be drawn, in all cases, according to some one or other of the foregoing rules.

Plans which, as before stated, resemble the appearance of any object viewed from a height directly above it, do not carry a very just notion of the object to persons ignorant of the principles of plan drawing; because opportunities of looking perpendicularly or directly down upon objects are not common.

Ground plans, or foundation plans of buildings or other works, do not give any just notion of the appearance of the object represented; because when a building is finished, it is impossible, from any point of view whatever, to see the various walls and foundations, in the manner in which they must be represented in the ground plan, the whole of these parts being hidden by the roof. In fact, the ground

plan of any finished building is, properly speaking, a horizontal section through the various walls—the only difference between it and the common section consisting in this, that the common section is taken vertically, whereas the section which exhibits the ground plan is taken horizontally.

31. In plans, sections, and elevations of any object, when the various points and lines have been laid down according to the rules of projection, it is usual afterwards to color or shade the figure in order to make a finished drawing.

The art of plan drawing, therefore, comprehends two distinct operations: first, the projection of the lines which form the representation of the object; and secondly, the shading or coloring of it.

In colored plans and sections, masonry is generally made red; wood so as to represent its own natural color; sand of a sandy color; iron of a dark blue; and water of a lightish blue.

In plans not colored, masonry is generally made dark, while wood and other substances are made lighter.

In sections not colored, different substances are shaded darker or lighter, according to the fancy of the draughtsman.

In plans of buildings, the doors and windows are left blank, while the walls are either colored or shaded. And in sections, a marked distinction of color or shade is also made between the solid part of the walls, and the doors, windows, or other apertures which may be represented.

In elevations of any object, whether colored or not, the various parts are shaded in such a manner as to resemble, as much as possible, the outward appearance of the object.

BOOK IV.

SECTION I

OF ARCHITECTURE.

1. *What is Architecture?*

Architecture is the art of construction.

QUESTIONS

2. *Into how many branches is it divided?*

Into three principal parts:—

1st. Civil architecture, which embraces the construction of public and private edifices.

2d. Naval architecture, which embraces the construction of vessels, ports, artificial harbors, &c.; and

3d. Military architecture, which embraces the construction of forts, redoubts, and all military defences. We shall speak here only of civil architecture.

3. *What are the elements of architecture?*

They are the MOULDINGS.

4. *What are mouldings?*

They are the projecting parts which serve to ornament architecture.

5. *How many kinds of mouldings are there?*

Three kinds: those bounded by planes; those bounded by curved surfaces; and those bounded by both plane and curved surfaces.

6. *What are the principal plane mouldings?*

They are the Fillet, the Drip, and the Plate-band.

7. *What is a fillet?*

It is a square moulding which projects over a distance equal to its height.

8. *What is a drip?*

It is a large projecting moulding, hollowed on the under side, and placed in cornices to protect the edifice from rain

9. *What is a plate-band?*

It is a large and flat moulding which projects but little.

10. *What are the principal circular mouldings?*

The Ovolo, the bead or Astragal, the Torus, the Cavetto the Scotia, the Cyma-recta, the Cyma-reversa, and the Ogee.

11. *What is an Ovolo, and how do you trace it?*

An ovolo is a moulding flat on the top and bottom, and whose circular projection is equal to its height.

To describe it, make the perpendicular height AD equal to the projection AC : then, with A as a centre, describe the arc DC . If you wish to make a flattened ovolo, with B as a centre and BA as radius, describe an arc: then, with A as a centre and AB as a radius, describe a second arc, meeting the first in C . Then, with C as a centre, describe the arc BA .

12. *What is the Bead or Astragal, and how is it traced?*

It is a thin moulding, of which the circular projection is equal to half the height. To trace it, describe $\frac{1}{2}$ semi-circumference, of which the diameter AB represents the height of the moulding.

13. *What is a Torus, and how traced?*

It is a moulding similar to the bead, but thicker. It is

traced by describing a semi-circumference on the height AB as a diameter.

14. *What is a Cavetto, and how is it traced?*

A cavetto is an ovolo, of which the centre C is in a perpendicular from the extreme projection of the moulding. It is traced by describing the quarter of a circumference from C as a centre. The second figure presents a cavetto reversed.

15. *What is a Scotia, and how is it traced?*

It is a hollow moulding, formed by several cavettos with different centres. The second figure represents a reversed scotia. The circular parts are described with the centres A and B .

16. *What is a Cyma-recta, and how is it traced?*

The cyma-recta is composed of an ovolo and a cavetto. To describe it, draw the line AB , and then divide the projection of the moulding into two equal parts by the perpendicular CD , and produce the line B : the point D will be the centre of the ovolo, and the point C of the cavetto, which together form the cyma-recta.

The flattened cyma-recta is a similar moulding. To trace it, it is necessary, after having divided the line AB into two equal parts, to construct an equilateral triangle on each of the parts. The points C and D will then be the centres of the arcs which form the moulding.

17. *What is the Ogee, and how is it traced?*

The ogee is a moulding composed of the same parts as the talon, but differently placed. Having joined the points A and B , we draw through the middle point of this line the line CD , parallel to the fillets A and B , and the points C and D , in which it meets the perpendiculars, are the centres of the arcs which form the moulding. If the ogee is flattened, the centres are the vertices A and B of the equilateral triangles, each constructed on the half of DC .

18. *How do you trace this moulding, when its projection exceeds its height?*

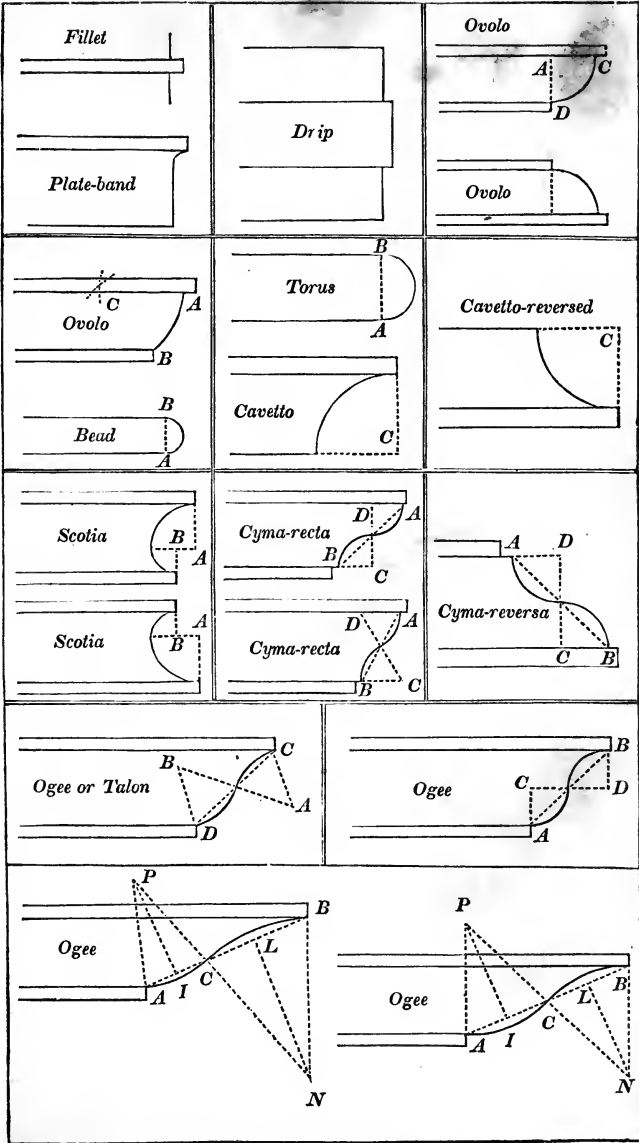
Having joined the points *A* and *B*, divide it into two equal parts *AC*, *BC*, and then draw *IP* perpendicular to *CA* at the middle point. Next, draw *LN* perpendicular to *B* at the middle point, but in a contrary direction. Then draw *BN* perpendicular to the fillet; after which draw *NC*, and produce it to *P*: then *P* and *N* will be the centres of the arcs. To give grace to this moulding, the part *BC* is sometimes made shorter than the part *CA*: in every other respect the construction is the same.

19. *How are these mouldings to be used in combination?*

They are not to be used at hazard, each having a particular situation to which it is adapted, and where it must always be placed. Thus, the ovolo and talon, from their peculiar form, seem designed to support other important mouldings; the cyma and cavetto, being of weaker form, should only be used for the cover or shelter of the other parts. The torus and astragal, bearing a resemblance to a rope, appear calculated to bind and fortify the parts to which they are applied; while the use of the fillet and scotia is to separate one moulding from another, and to give a variety to the general appearance.

The ovolo and cyma are mostly placed in situations above the level of the eye: when placed below it, they should only be applied to crowning members. The place of the scotia is universally below the level of the eye. When the fillet is very wide, and used under the cyma of a cornice, it is called a corona; if under a corona, it is called a band.

The curved contours of mouldings are portions either of circles or ellipses: the Greeks always preferred the latter



SECTION II.

OF THE ORDERS OF ARCHITECTURE, AND THEIR PRINCIPAL PARTS.

1. *How many orders of architecture are there?*

Five: the Tuscan, the Doric, the Ionic, the Corinthian, and the Composite.

2. *How many parts do we distinguish in each of the five orders?*

Three: the pedestal, the column, and the entablature.

3. *Of how many parts is the pedestal composed?*

Three: the plinth, the die, and the cornice.

4. *Of how many parts is the column composed?*

Three: the base, the shaft, and the capital.

5. *Of how many parts is the entablature composed?*

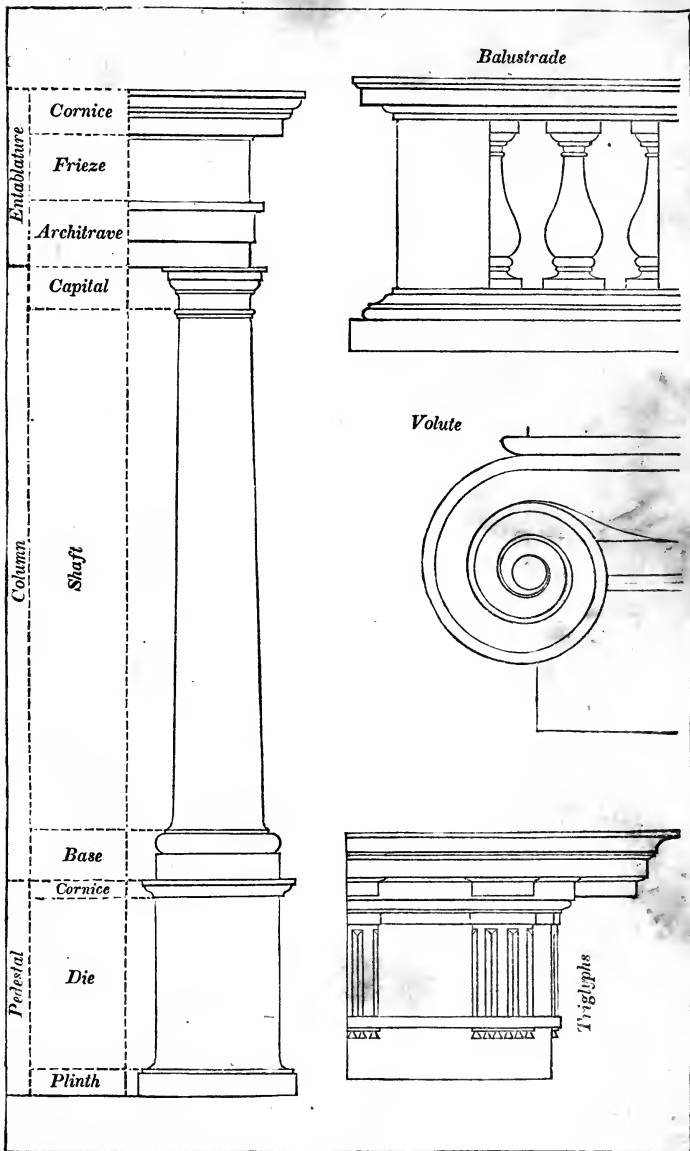
Three: the architrave, the frieze, and the cornice.

6. *Are these three principal parts always found in each of the orders?*

Not always; for, in giving the name of an order to an edifice, regard is not always had to the columns, but sometimes to the proportions observed in its construction. Sometimes, even, there are no columns; and often the pedestal is replaced by the plinth only.

7. *How are the five orders distinguished?*

The Tuscan is distinguished by the simplicity of its members, having no ornament; the Doric by the triglyphs which ornament its frieze; the Ionic by the volutes of its capital; the Corinthian by the leaves which ornament its capital;



and the Composite by the Corinthian capital, united with the volutes of the Ionic.

8. *What proportion exists between the diameter and height of the columns in the different orders?*

In the Tuscan order, the height of the column, including its base and capital, is seven times the diameter of the shaft at the base; that of the Doric column eight times; that of the Ionic nine times; and that of the Corinthian and Composite ten times.

9. *What proportions are established between the three principal parts, in the orders of architecture?*

In all the orders, the pedestal is one third the height of the column, and the entablature is one quarter the height.

10. *What is a module?*

In all the orders except the Doric, it is the diameter of the shaft at the base: in the Doric, it is the semi-diameter. This is according to Gwilt's Architecture, published at London in 1839. Some authors call the semi-diameter a module.

11. *What is a minute?*

In the Doric order, the module is supposed to be divided into thirty equal parts, and in each of the other orders into sixty, and each of the equal parts is called a minute: hence a minute is one-sixtieth part of the diameter of the shaft at its base.

12. *If the diameter of a shaft is two feet at the base, what will be the height of the structure in each of the five orders?*

FOR THE TUSCAN ORDER.

$2 \times 7 = 14$ feet	= height of column, (Art. 8)
add one-third = 4ft. 8in.	= height of pedestal, (Art. 9)
add one-fourth = 3ft. 6in.	= height of entablature, (Art. 9.)
Total height	= <u>22ft. 2in.</u>

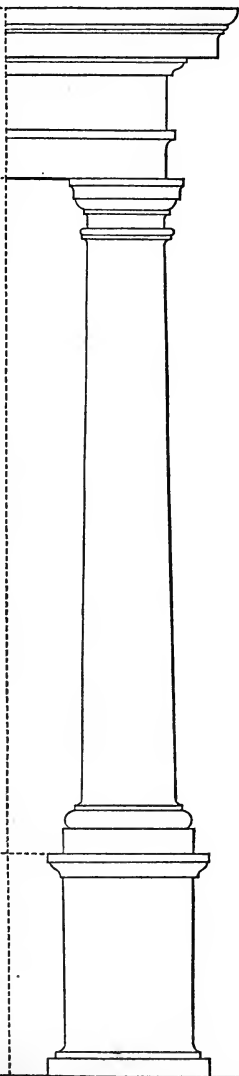
Tuscan Order.

Doric Order.

Entablature $1\frac{1}{2}$ diam.

Column 7 diameters


Pedestal $2\frac{1}{3}$ diameters



Entablature 2 diam.

Column 8 diameters

Pedestal $2\frac{2}{3}$ diameters



By a similar process, we should find the height of the Doric to be 25 feet 4 inches; that of the Ionic, 28 feet 6 inches; that of the Corinthian, 31 feet 8 inches; and that of the Composite, 31 feet 8 inches.

13. *What is the form of the shafts of the columns?*

The shafts diminish in diameter as they rise: sometimes the tapering begins at the foot of the shaft; sometimes from a point one quarter from the base, and sometimes from a point one-third; and in some examples there is a swelling in the middle. The difference between the diameter at top and that at bottom, is seldom more than one-sixth of the least diameter, or less than one-eighth.

14. *What do you remark of the entablatures?*

The entablature and its subdivisions, though architects frequently vary from the proportions, may as a general rule be set down as exhibited in the drawings. The total height of the entablature, in all the orders except the Doric, is divided into 10 parts, three of which are given to the architrave, three to the frieze, and four to the cornice. But in the Doric order, the whole should be divided into eight parts, two given to the architrave, three to the frieze, and three to the cornice. The mouldings, which form the detail of these leading features, are best learned by reference to representations of the orders at large.

In the Ionic order the entablatures are generally very simple. The architrave has one or two fasciæ; the frieze is plain, and the cornice has four parts. In the Composite order, the entablature is large for so slender an order; yet it is on many accounts very beautiful.

Ionic Order.

Corinthian Order.

Entablature $2\frac{1}{4}$ diameters

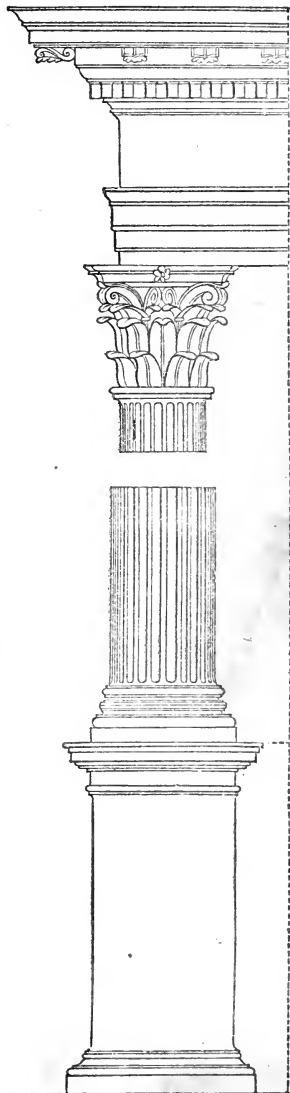
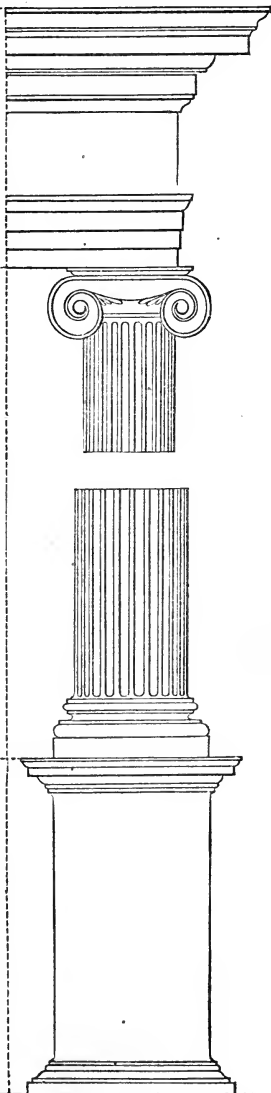
Entablature $2\frac{1}{2}$ diameters

Column 9 diameters

Column 10 diameters

Pedestal 3 diameters

Pedestal $3\frac{1}{8}$ diameters





BOOK V.

SECTION I.

MENSURATION OF SURFACES.


1. *What do you understand by the unit of length?*

If the length of a line be computed in feet, one foot is the unit of the line, and is called the *linear unit*.

If the length of a line be computed in yards, one yard is the linear unit. If it be computed in rods, one rod is the linear unit; and if it be computed in chains, one chain is the linear unit.


2. *What do you understand by the unit of surface?*

If we describe a square on the unit of length, such square is called the *unit of surface*. Thus, if the linear unit be 1 foot, one square foot will be the unit of surface.

3. *How many square feet are there in a square yard?*

If the linear unit is 1 yard, one square yard will be the unit of surface; and this square yard contains 9 square feet.

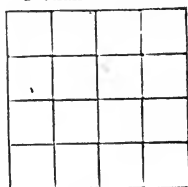
1 yard = 3 feet.



4. *How many square rods are there in a square chain?*

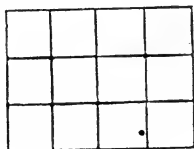
If the linear unit is 1 chain, the unit of surface will be 1 square chain, which will contain 16 square rods.

1 chain = 4 rods.



5. *How do you find the number of square feet contained in a rectangle?*

If we have a rectangle whose base is 4 feet, and altitude 3 feet, it is evident that it will contain 12 square feet. These 12 square feet are the measure of the surface of the rectangle.



6. *How do you find the number of squares contained in any rectangle?*

It is plain that the number of squares in any rectangle, will be expressed by the units of its base, multiplied by the units in its altitude. This product is called the measure of the rectangle.

7. *What do you mean by the rectangle of two lines?*

In geometry, we often say, the rectangle of two lines, by which we mean, the rectangle of which those lines are the two adjacent sides.

8. *What is the area of a figure?*

The measure of its surface.

9. *What is the unit of the number which expresses the area?*

It is a square, of which the linear unit is the side.

10. *How do you find the area of a rectangle?*

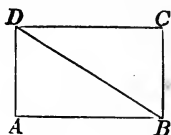
The area of a rectangle is equal to the product of its base by its altitude. If the base of a rectangle is 30 yards, and the altitude 5 yards, the area will be 150 square yards.

11. *What is the area of a square equal to?*

The area of a square is equal to the product of its two equal sides; that is, to the square of one of its sides.

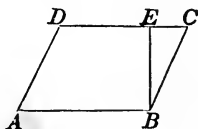
12. *How does the diagonal of a rectangle divide it?*

The diagonal DB divides the rectangle $ABCD$ into two equal triangles. Hence, a triangle is half a rectangle, having the same base and altitude.



13. *What is the altitude of a parallelogram?*

The altitude of a parallelogram is the perpendicular distance between two of its parallel sides. Thus, EB is the altitude of the parallelogram $ABCD$.



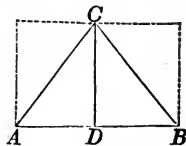
14. *What part of a parallelogram is a triangle, having the same base and the same altitude?*

A triangle is also half a parallelogram, having the same base and altitude.



15. *What is the area of a triangle equal to?*

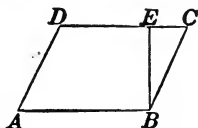
The area of a triangle is equal to half the product of the base by the altitude; for, the base multiplied by the altitude gives a rectangle which is double the triangle. Thus, the area of the triangle ABC is equal to half the product of $AB \times CD$.



If the base of a triangle is 12, and the altitude 8 yards the area will be 48 square yards.

16. *What is the area of a parallelogram?*

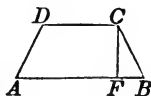
The area of a parallelogram is equal to its base multiplied by its altitude. Thus, the area of the parallelogram $ABCD$ is equal to $AB \times BE$.



If the base is 20, and altitude 15 feet, the area will be 300 square feet.

17. *What is the area of a trapezoid?*

The area of a trapezoid is equal to half the sum of its parallel sides multiplied by the perpendicular distance between them. Thus,



$$\text{area } ABCD = \frac{1}{2}(AB + CD) \times CF.$$

18. *With what is land generally measured?*

Surveyors, in measuring land, generally use a chain, called Gunter's chain. This chain is four rods, or 66 feet in length, and is divided into 100 links.

19. *What is an acre?*

An acre is a surface equal in extent to 10 square chains, that is, equal to a rectangle of which one side is ten chains, and the other side one chain.

20. *What is a quarter of an acre called?*

One quarter of an acre is called a rood.

21. *How many square rods in an acre?*

Since the chain is 4 rods in length, 1 square chain contains 16 square rods; and therefore, an acre, which is 10 square chains, contains 160 square rods, and a rood contains 40 square rods. The square rods are called perches.

22. *How is land generally computed?*

Land is generally computed in acres, roods, and perches, which are respectively designated by the letters *A. R. P.*

23. *If the linear dimensions are chains or links, how do you find the acres?*

When the linear dimensions of a survey are chains or links, the area will be expressed in square chains or square links, and it is necessary to form a rule for reducing this area to acres, roods, and perches. For this purpose, let us form the following

TABLE.

1 square chain = 10000 square links.

1 acre = 10 square chains = 100000 square links.

1 acre = 4 roods = 160 perches.

1 square mile = 6400 square chains = 640 acres.

24. *If the linear dimensions are links, how do you find the acres?*

When the linear dimensions are links, the area will be expressed in square links, and may be reduced to acres by dividing by 100000, the number of square links in an acre: that is, by pointing off five decimal places from the right hand.

If the decimal part be then multiplied by 4, and five places of decimals pointed off from the right hand, the figures to the left will express the roods.

If the decimal part of this result be now multiplied by 40, and five places for decimals pointed off, as before, the figures to the left will express the perches.

If one of the dimensions be in links, and the other in chains, the chains may be reduced to links by annexing two ciphers: or, the multiplication may be made without annexing the ciphers, and the product reduced to acres and

decimals of an acre, by pointing off three decimal places at the right hand.

When both the dimensions are in chains, the product is reduced to acres by dividing by 10, or pointing off one decimal place.

From which we conclude that,

1st. If links be multiplied by links, the product is reduced to acres by pointing off five decimal places from the right hand.

2d. If chains be multiplied by links, the product is reduced to acres by pointing off three decimal places from the right hand.

3d. If chains be multiplied by chains, the product is reduced to acres by pointing off one decimal place from the right hand.

25. *How do you find the number of square feet in an acre?*

Since there are 16.5 feet in a rod, a square rod is equal to

$$16.5 \times 16.5 = 272.25 \text{ square feet.}$$

If the last number be multiplied by 160, the number of square rods in an acre, we shall have

$$272.25 \times 160 = 43560 = \text{the square feet in an acre.}$$

OF THE TRIANGLE.

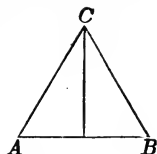
26. *How do you find the area of a triangle, when the base and altitude are known?*

1st. Multiply the base by the altitude, and half the product will be the area.

Or, 2d. Multiply the base by half the altitude, and the product will be the area.

EXAMPLES.

1. Required the area of the triangle ABC , whose base AB is 10.75 feet and altitude 7.25 feet.



We first multiply the base by the altitude, and then divide the product by 2.

Operation.

$$\begin{aligned} 10.75 \times 7.25 &= 77.9375 \\ \text{and} \\ 77.9375 \div 2 &= 38.96875 \\ &= \text{area.} \end{aligned}$$

2. What is the area of a triangle whose base is 18 feet 4 inches, and altitude 11 feet 10 inches?

Ans. 108 sq. ft 5' 8".

3. What is the area of a triangle whose base is 12.25 chains, and altitude 8.5 chains?

Ans. 5 A. 0 R. 33 P.

4. What is the area of a triangle whose base is 20 feet, and altitude 10.25 feet?

Ans. 102.5 sq. ft.

5. Find the area of a triangle whose base is 625 and altitude 520 feet

Ans. 162500 sq. ft.

6. Find the number of square yards in a triangle whose base is 40 and altitude 30 feet.

Ans. $66\frac{2}{3}$ sq. yds.

7. What is the area of a triangle whose base is 72.7 yards, and altitude 36.5 yards?

Ans. 1326.775 sq. yds.

8. What is the content of a triangular field whose base is 25.01 chains, and perpendicular 18.14 chains?

Ans. 22 A. 2 R. 29 P.

9. What is the content of a triangular field whose base is 15.48 chains, and altitude 9.67 chains?

Ans. 7 A. 1 R. 38 P.

27. How do you find the area of a triangle when the three sides are given?

1st. Add the three sides together and take half their sum.

2d. From this half sum take each side separately.

3d. Multiply together the half sum and each of the three remainders, and then extract the square root of the product, which will be the required area.

EXAMPLES.

1. Find the area of a triangle whose sides are 20, 30, and 40 rods.

20	45	45	45
30	20	30	40
40	<u>25 1st rem.</u>	<u>15 2d rem.</u>	<u>5 3d rem.</u>
<u>2)90</u>			
45			

half sum.

Then, to obtain the product, we have

$$45 \times 25 \times 15 \times 5 = 84375;$$

from which we find

$$\text{area} = \sqrt{84375} = 290.4737 \text{ perches.}$$

2. How many square yards of plastering are there in a triangle, whose sides are 30, 40, and 50 feet?

Ans. 66 $\frac{2}{3}$.

3. The sides of a triangular field are 49 chains, 50:25 chains, and 25.69 chains: what is its area?

Ans. 61 A. 1 R. 39.68 P.

4. What is the area of an isosceles triangle, whose base is 20, and each of the equal sides 15?

Ans. 111.803.

5. How many acres are there in a triangle whose three sides are 380, 420, and 765 yards?

Ans. 9 A. 0 R. 38 P.

6. How many square yards in a triangle whose sides are 13, 14, and 15 feet?

Ans. $9\frac{1}{3}$.

7. What is the area of an equilateral triangle whose side is 25 feet?

Ans. 270.6329 sq. ft.

8. What is the area of a triangle whose sides are 24, 36, and 48 yards?

Ans. 418.282 sq. yds.

28. How do you find the hypotenuse of a right-angled triangle when the base and perpendicular are known?

1st. Square each of the sides separately.

2d. Add the squares together.

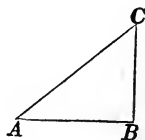
3d. Extract the square root of the sum, which will be the hypotenuse of the triangle.

EXAMPLES.

1. In the right-angled triangle ABC , we have

$$AB = 30 \text{ feet, } BC = 40 \text{ feet.}$$

to find AC .



We first square each side, and then take the sum, of which we extract the square root, which gives

$$AC = \sqrt{2500} = 50 \text{ feet.}$$

Operation.

$$\overline{30^2} = 900$$

$$\overline{40^2} = 1600$$

$$\text{sum} = \underline{\underline{2500}}$$

2. The wall of a building, on the brink of a river, is 120 feet high, and the breadth of the river 70 yards: what is

the length of a line which would reach from the top of the wall to the opposite edge of the river?

Ans. 241.86 ft.

3. The side roofs of a house of which the eaves are of the same height, form a right angle at the top. Now, the length of the rafters on one side is 10 feet, and on the other 14 feet: what is the breadth of the house?

Ans. 17.204 ft.

4. What would be the width of the house, in the last example, if the rafters on each side were 10 feet?

Ans. 14.142 ft.

5. What would be the width, if the rafters on each side were 14 feet?

Ans. 19.7989 ft.

29. *If the hypotenuse and one side of a right-angled triangle are known, how do you find the other side?*

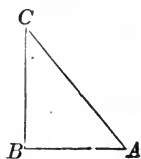
Square the hypotenuse and also the other given side, and take their difference: extract the square root of this difference, and the result will be the required side.

EXAMPLES.

1. In the right-angled triangle ABC , there are given

$AC = 50$ feet, and $AB = 40$ feet; required the side BC .

We first square the hypotenuse and the other side, after which we take the difference, and then extract the square root, which gives



Operation.

$$\overline{50^2} = 2500$$

$$\overline{40^2} = 1600$$

$$\text{Diff.} = \underline{\underline{900}}$$

$$BC = \sqrt{900} = 30 \text{ feet.}$$

2 The height of a precipice on the brink of a river is 103 feet, and a line of 320 feet in length will just reach from the top of it to the opposite bank: required the breadth of the river.

Ans. 302.9703 ft.

3. The hypotenuse of a triangle is 53 yards, and the perpendicular 45 yards: what is the base?

Ans. 28 yds.

4. A ladder 60 feet in length, will reach to a window 40 feet from the ground on one side of the street, and by turning it over to the other side, it will reach a window 50 feet from the ground: required the breadth of the street.

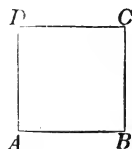
Ans. 77.8875 ft.

AREA OF THE SQUARE.

30. How do you find the area of a square, a rectangle, or a parallelogram?

Multiply the base by the perpendicular height, and the product will be the area.

1. Required the area of the square *ABCD*, each of whose sides is 36 feet.



We multiply two sides of the square together, and the product is the area in square feet.

Operation.

$$36 \times 36 = 1296 \text{ sq. ft.}$$

2. How many acres, roods, and perches, in a square whose side is 35.25 chains?

Ans. 124 A. 1 R. 1 P.

3. What is the area of a square whose side is 8 feet 4 inches? (See Arithmetic, § 171.)

Ans. 69 ft. 5' 4".

4. What is the content of a square field whose side is 46 rods?

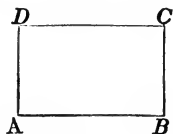
Ans. 13 A. 0 R. 36 P.

5. What is the area of a square whose side is 4769 yards?

Ans. 22743361 sq. yds.

AREA OF THE RECTANGLE.

1. To find the area of a rectangle $ABCD$, of which the base $AB = 45$ yards, and the altitude $AD = 15$ yards.



Here we simply multiply the base by the altitude, and the product is the area.

Operation.

$$45 \times 15 = 675 \text{ sq. yds.}$$

2. What is the area of a rectangle whose base is 14 feet 6 inches, and breadth 4 feet 9 inches?

Ans. 68 sq. ft. 10' 6".

3. Find the area of a rectangular board whose length is 112 feet, and breadth 9 inches.

Ans. 84 sq. ft.

4. Required the area of a rectangle whose base is 10.51, and breadth 4.28 chains.

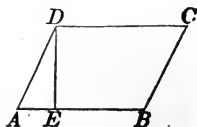
Ans. 4 A. 1 R. 39.7 P +.

5. Required the area of a rectangle whose base is 12 feet 6 inches, and altitude 9 feet 3 inches.

Ans. 115 sq. ft. 7' 6".

AREA OF THE PARALLELOGRAM.

1. What is the area of the parallelogram $ABCD$, of which the base AB is 64 feet, and altitude DE , 36 feet?



We multiply the base 64, by the perpendicular height 36, and the product is the required area.

Operation.

$$64 \times 36 = 2304 \text{ sq. ft.}$$

2. What is the area of a parallelogram whose base is 12.25 yards, and altitude 8.5 yards?

Ans. 104.125 sq. yds.

3. What is the area of a parallelogram whose base is 8.75 chains, and altitude 6 chains?

Ans. 5 A. 1 R. 0 P.

4. What is the area of a parallelogram whose base is 7 feet 9 inches, and altitude 3 feet 6 inches?

Ans. 27 sq. ft. 1' 6".

5. What is the area of a parallelogram whose base is 10.50 chains, and breadth 14.28 chains?

Ans. 14 A. 3 R. 30 P +.

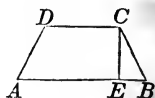
AREA OF THE TRAPEZOID.

31. *How do you find the area of a trapezoid?*

Multiply the sum of the parallel sides by the perpendicular distance between them, and then divide the product by two: the quotient will be the area.

EXAMPLES.

1. Required the area of the trapezoid $ABCD$, having given



$AB = 321.51 \text{ ft.}$, $DC = 214.24 \text{ ft.}$, and $CE = 171.16 \text{ ft.}$

Operation.

$$321.51 + 214.24 = 535.75 = \text{sum of parallel sides.}$$

Then,

$$535.75 \times 171.16 = 91698.97$$

$$\text{and, } \frac{91698.97}{2} = 45849.485$$

= the area.

We first find the sum of the sides, and then multiply it by the perpendicular height, after which, we divide the product by 2, for the area.

2. What is the area of a trapezoid, the parallel sides of which are 12.41 and 8.22 chains, and the perpendicular distance between them 5.15 chains?

Ans. 5 A. 1 R. 9.956 P.

3. Required the area of a trapezoid whose parallel sides are 25 feet 6 inches, and 18 feet 9 inches, and the perpendicular distance between them 10 feet and 5 inches.

Ans. 230 sq. ft. 5' 7''.

4. Required the area of a trapezoid whose parallel sides are 20.5 and 12.25, and the perpendicular distance between them 10.75 yards.

Ans. 176.03125 sq. yds.

5. What is the area of a trapezoid whose parallel sides are 7.50 chains, and 12.25 chains, and the perpendicular height 15.40 chains?

Ans. 15 A. 0 R. 32.2 P.

6. What is the content when the parallel sides are 20 and 32 chains, and the perpendicular distance between them 26 chains?

Ans. 67 A. 2 R. 16 P.

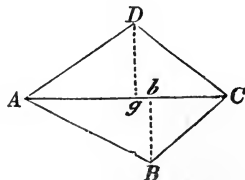
AREA OF A QUADRILATERAL.

32. *How do you find the area of a quadrilateral?*

Measure the four sides of a quadrilateral, and also one of the diagonals: the quadrilateral will thus be divided into two triangles, in both of which all the sides will be known. Then, find the areas of the triangles separately, and their sum will be the area of the quadrilateral.

EXAMPLES.

1. Suppose that we have measured the sides and diagonal AC , of the quadrilateral $ABCD$, and found



$$AB = 40.05 \text{ ch, } CD = 29.87 \text{ ch,}$$

$$BC = 26.27 \text{ ch, } AD = 37.07 \text{ ch,}$$

and $AC = 55 \text{ ch:}$

required the area of the quadrilateral.

Ans. 101 A. 1 R. 15 P.

REMARK.—Instead of measuring the four sides of the quadrilateral, we may let fall the perpendiculars Bb , Dg , on the diagonal AC . The area of the triangles may then be determined by measuring these perpendiculars and the diagonal AC . The perpendiculars are $Dg = 18.95 \text{ ch}$, and $Bb = 17.92 \text{ ch}$.

2. Required the area of a quadrilateral whose diagonal is 80.5 and two perpendiculars 24.5 and 30.1 feet.

Ans. 2197.65 sq. ft.

3. What is the area of a quadrilateral whose diagonal is 108 feet 6 inches, and the perpendiculars 56 feet 3 inches, and 60 feet 9 inches?

Ans. 6347 sq. ft. 3'.

4. How many square yards of paving in a quadrilateral whose diagonal is 65 feet, and the two perpendiculars 28 and $33\frac{1}{2}$ feet?

Ans. $222\frac{1}{2}$ sq. yds.

5. Required the area of a quadrilateral whose diagonal is 42 feet, and the two perpendiculars 18 and 16 feet.

Ans. 714 sq. ft.

6. What is the area of a quadrilateral in which the diagonal is 320.75 chains, and the two perpendiculars 69.73 chains, and 130.27 chains?

Ans. 3207 A. 2 R.

33. How do you find the area of a long and irregular figure, bounded on one side by a straight line?

1st. Divide the right line or base into any number of

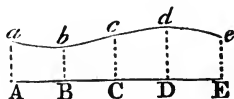
equal parts, and measure the breadth of the figure at the points of division, and also at the extremities of the base.

2d. Add together the intermediate breadths, and half the sum of the extreme ones.

3d. Multiply this sum by the base line, and divide the product by the number of equal parts of the base.

EXAMPLES.

1. The breadths of an irregular figure, at five equidistant places, *A, B, C, D,* and *E*, being 8.20 ch, 7.40 ch, 9.20 ch, 10.20 ch, and 8.60 chains, and the whole length 40 chains; required the area.



8.20	35.20
<u>8.60</u>	40
2)16.80	4)1408.00
8.40 mean of the extremes.	<u>352.00</u> square ch
7.40	
9.20	
<u>10.20</u>	
<u>35.20</u> sum.	

Ans. 35 A. 32 P.

2. The length of an irregular piece of land being 21 ch, and the breadths, at six equidistant points, being 4.35 ch, 5.15 ch, 3.55 ch, 4.12 ch, 5.02 ch, and 6.10 chains: required the area.

Ans. 9 A. 2 R. 30 P.

3. The length of an irregular figure is 84 yards, and the breadths at six equidistant places are 17.4; 20.6; 14.2; 16.5; 20.1, and 24.4: what is the area?

Ans. 1550.64 sq. yds.

4. The length of an irregular field is 39 rods, and its breadths at five equidistant places are 4.8; 5.2; 4.1; 7.3, and 7.2 rods: what is its area?

Ans. 220.35 sq. rods.

5. The length of an irregular field is 50 yards, and its breadths at seven equidistant points are 5.5; 6.2; 7.3; 6; 7.5; 7; and 8.8 yards: what is its area?

Ans. 342.916 sq. yds.

6. The length of an irregular figure being 37.6, and the breadths at nine equidistant places, 0; 4.4; 6.5; 7.6; 5.4; 8; 5.2; 6.5; and 6.1: what is the area?

Ans. 219.255

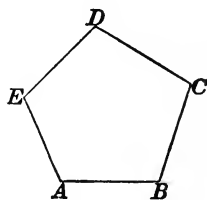
OF POLYGONS.

34. *What is a regular Polygon?*

A regular polygon is one which has all its sides equal to each other, each to each, and all its angles equal to each other, each to each.

Thus, if the polygon $ABCDE$ be regular, we have

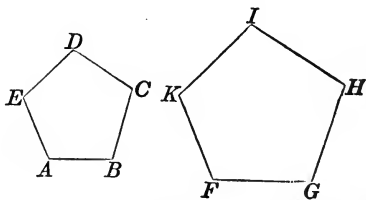
$$AB = BC = CD = DE = EA: \text{ also} \\ \text{angle } A = B = C = D = E.$$



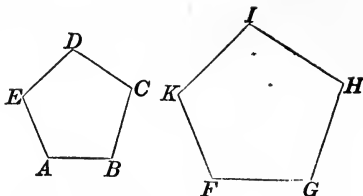
35. *What are similar polygons?*

Similar polygons are those which have the angles of the one equal to the angles of the other, each to each, and the sides about the equal angles proportional. Hence, similar polygons are alike in shape, but may differ in size.

The sides which are like situated in two similar polygons, are called *homologous sides*, and these sides are proportional to each other.



Thus, if $ABCDE$ and $FGHIK$ are two similar polygons: then angle $A = F$, $B = G$, $C = H$, $D = I$, and $E = K$.



Also, $AB : FG :: BC : GH$

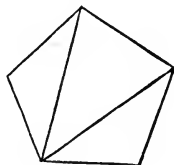
and $AB : FG :: CD : HI$;

also, $AB : FG :: DE : IK$

and $AB : FG :: EA : KF$.

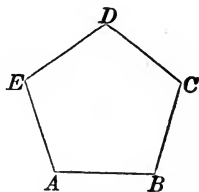
36. *Into how many triangles may any polygon be divided?*

Any polygon may be divided by diagonals, into as many triangles less two, as the polygon has sides. Thus, if the polygon has five sides, there will be three triangles; if it has six sides, there will be four; if seven sides, five; if eight sides, six; &c.



37. *What is the sum of all the inward angles of a polygon equal to?*

The sum of all the inward angles of any polygon is equal to twice as many right angles, wanting four, as the figure has sides. Thus, if the polygon has five sides, we have



$A + B + C + D + E = 10$ right angles $- 4$ right angles
 $= 6$ right angles.

38. *What is the sum of the angles of a quadrilateral equal to?*

If the polygon is a quadrilateral, then the sum of the angles will be equal to four right angles.

39. *How do you find one of the angles of a regular polygon?*

When the polygon is regular, its angles will be equal to each other. If, then, the sum of the inward angles be divided by the number of angles, the quotient will be the value of one of the angles. We shall find the value in degrees, by simply placing 90° for the right angle

40. *How do you find one of the angles of an equilateral triangle?*

The sum of all the angles of an equilateral triangle is equal to

$$6 \times 90^\circ - 4 \times 90^\circ = 540^\circ - 360^\circ = 180^\circ$$

and for each angle

$$180^\circ \div 3 = 60^\circ :$$

Hence, each angle of an equilateral triangle is equal to 60 degrees.

41. *How do you find one of the angles of a square or rectangle?*

The sum of all the angles of a square or rectangle is

$$8 \times 90^\circ - 4 \times 90^\circ = 720^\circ - 360^\circ = 360^\circ .$$

and for each of the angles

$$360^\circ \div 4 = 90^\circ .$$

42. *How do you find one of the angles of a regular pentagon?*

The sum of all the angles of a regular pentagon is equal to

$$10 \times 90^\circ - 4 \times 90^\circ = 900^\circ - 360^\circ = 540^\circ ;$$

and for each angle

$$540^\circ \div 5 = 108^\circ .$$

43. *How do you find one of the angles of a regular hexagon?*

The sum of all the angles of a regular hexagon is equal to

$12 \times 90^\circ - 4 \times 90^\circ = 1080^\circ - 360^\circ = 720^\circ$;
and for each angle

$$720^\circ \div 6 = 120^\circ.$$

44. *How do you find one of the angles of a regular heptagon?*

The sum of the angles of a regular heptagon is equal to

$$14 \times 90^\circ - 4 \times 90^\circ = 1260^\circ - 360^\circ = 900^\circ$$

and for one of the angles

$$900^\circ \div 7 = 128^\circ 34' +.$$

45. *How do you find one of the angles of a regular octagon?*

The sum of the angles of a regular octagon is equal to

$$16 \times 90^\circ - 4 \times 90^\circ = 1440^\circ - 360^\circ = 1080^\circ.$$

and for each angle

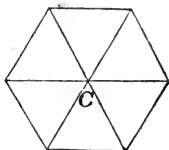
$$1080^\circ \div 8 = 135^\circ.$$

46. *How many figures can be arranged about a point so as to fill up the entire space?*

There are but three; the equilateral triangle, the square or rectangle, and the hexagon.

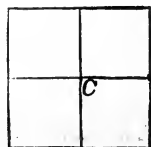
First.—Six equilateral triangles placed about the point *C*, will fill the entire space. For, each angle is equal to 60° , and their sum to

$$60^\circ \times 6 = 360^\circ.$$

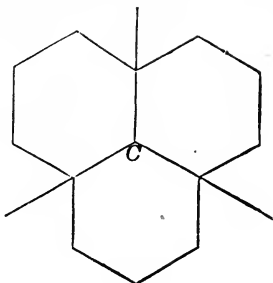


Second.—Four squares, or rectangles, placed about *C*, will fill the entire space. For, each angle is equal to 90° , and their sum to

$$90^\circ \times 4 = 360^\circ.$$



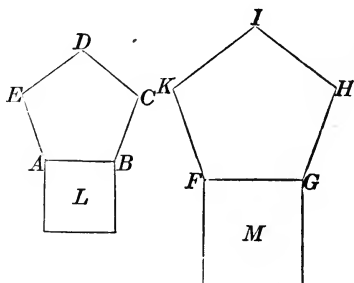
Third. — Three hexagons placed about C , will fill up the entire space. For, each angle is equal to 120° , and the sum of the three to $120^\circ \times 3 = 360^\circ$.



47. How are similar polygons to each other?

Similar polygons are to each other as the squares described on their homologous sides.

Thus, the two similar polygons $ABCDE$, $FGHIK$, are to each other as the squares described on the homologous sides AB and FG : that is



$$ABCDE : FGHIK :: \text{square } L : \text{square } M.$$

If AB were 4, the area $ABCDE$ would be 27.5276384. Now, if FG were 8, what would be the area $FGHIK$?

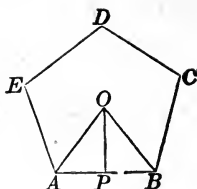
$$4^2 : 8^2 :: 27.5276384 : 110.1105536.$$

48. How do you find the area of a regular polygon?

Multiply half the perimeter of the figure by the perpendicular let fall from the centre on one of the sides, and the product will be the area.

EXAMPLES.

1. Required the area of the regular pentagon $ABCDE$, each of whose sides AB , BC , &c., is 25 feet, and the perpendicular OP , 17.2 feet.



We first multiply one side by the number of sides and divide the product by 2: this gives half the perimeter, which we multiply by the perpendicular for the area.

Operation.

$$\frac{25 \times 5}{2} = 62.5 = \text{half the perimeter. Then,}$$

$$62.5 \times 17.2 = 1075 \text{ sq. ft.} = \text{the area.}$$

2. The side of a regular pentagon is 20 yards, and the perpendicular from the centre on one of the sides 13.76382: required the area.

Ans. 688.191 sq. yds.

3. The side of a regular hexagon is 14, and the perpendicular from the centre on one of the sides 12.1243556: required the area.

Ans. 509.2229352 sq. ft.

4. Required the area of a regular hexagon whose side is 14.6, and perpendicular from the centre 12.64 feet.

Ans. 553.632 sq. ft.

5. Required the area of a heptagon whose side is 19.38, and perpendicular 20 feet.

Ans. 1356.6 sq. ft.

6. Required the area of an octagon whose side is 9.941 yards and perpendicular 12 yards.

Ans. 477.168 sq. yds.

49. The following table shows the areas of the ten regu-

lar polygons when the side of each is equal to 1. It also shows the length of the radius of the inscribed circle.

Number of sides.	Names.	Areas.	Radius of inscribed circle.
3	Triangle,	0.4330127	0.2886751
4	Square,	1.0000000	0.5000000
5	Pentagon,	1.7204774	0.6881910
6	Hexagon,	2.5980762	0.8660254
7	Heptagon,	3.6339124	1.0382617
8	Octagon,	4.8284271	1.2071068
9	Nonagon,	6.1818242	1.3737387
10	Decagon,	7.6942088	1.5388418
11	Undecagon,	9.3656404	1.2028437
12	Duodecagon,	11.1961524	1.8660254

50. How do you find the area of any polygon from the above table?

Since the areas of similar polygons are to each other as the squares described on their homologous sides, we have

$$1^2 : \text{tabular area} :: \text{any side squared} : \text{area.}$$

Hence, to find the area of a regular polygon.

1st. Square the side of the polygon.

2d. Multiply the square so found, by the tabular area set opposite the polygon of the same number of sides, and the product will be the required area.

EXAMPLES.

1. What is the area of a regular hexagon whose side is 20?

$$20^2 = 400 \quad \text{and tabular area} = 2.5980762.$$

Hence,

$$2.5980762 \times 400 = 1039.23048 = \text{the area.}$$

2. What is the area of a pentagon whose side is 25?

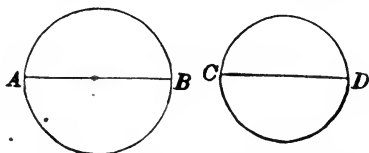
Ans. 1075.298375.

3. What is the area of a heptagon whose side is 30?
Ans. 3270.52116.
4. What is the area of an octagon whose side is 10 feet?
Ans. 482.84271 *sq. ft.*
5. The side of a nonagon is 50: what is its area?
Ans. 15454.5605.
6. The side of an undecagon is 20: what is its area?
Ans. 3746.25616.
7. The side of a duodecagon is 40: what is its area?
Ans. 17913.84384.
8. Required the area of an octagon whose side is 16.
Ans. 1236.0773.
9. Required the area of a decagon whose side is 20.5.
Ans. 3233.4912.
10. Required the area of a nonagon whose side is 36.
Ans. 8011.6442.
11. Required the area of a duodecagon whose side is 125.
Ans. 174939.881.

OF THE CIRCLE.

51. *How are the circumferences of circles to each other?*

The circumferences of circles are proportional to their diameters. If we represent the diameter AB by D , and the circumference



of the circle by C , and the diameter CD by d , and the circumference by c , we shall have

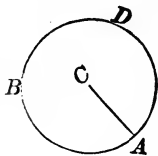
$$D : d :: C : c.$$

52. *How many times greater is the circumference than the diameter of a circle?*

The circumference of a circle is a little more than three times greater than the diameter. If the diameter is 1, the circumference will be 3.1416.

53. *What is the area of a circle equal to?*

The area of a circle is equal to the product of half the radius, into the circumference. Thus, the area of the circle whose centre is *C*, is equal to half the radius *CA*, multiplied by the circumference: that is,



$$\text{area} = \frac{1}{2}CA \times \text{circumference } ABD.$$

54. *How do you find the circumference of a circle when the diameter is known?*

Multiply the diameter by 3.1416, and the product will be the circumference.

EXAMPLES.

1. What is the circumference of a circle whose diameter is 17?

We simply multiply the number 3.1416 by the diameter, and the product is the circumference.

Operation.

$$3.1416 \times 17 = 53.4072$$

which is the circumference.

2. What is the circumference of a circle whose diameter is 40 feet?

Ans. 125.664 ft

3. What is the circumference of a circle whose diameter is 12 feet?

Ans. 37.6992 ft.

4. What is the circumference of a circle whose diameter is 22 yards?

Ans. 69.1152 *yds.*

5. What is the circumference of the earth—the mean diameter being about 7921 miles?

Ans. 24884.6136 *miles.*

55. *How do you find the diameter of a circle when the circumference is known?*

Divide the circumference by the number 3.1416, and the quotient will be the diameter.

EXAMPLES.

1. The circumference of a circle is 69.1152 yards. what is the diameter?

We simply divide the circumference by 3.1416, and the quotient 22 is the diameter sought.

$$\begin{array}{r} \text{Operation.} \\ 3.1416 \overline{)69.1152} \quad (22 \\ \underline{62832} \\ 62832 \\ \underline{62832} \end{array}$$

2. What is the diameter of a circle whose circumference is 11652.1944 feet?

Ans. 3709 *ft.*

3. What is the diameter of a circle whose circumference is 6850?

Ans. 2180.4176.

4. What is the diameter of a circle whose circumference is 50?

Ans. 15.915.

5. If the circumference of a circle is 25000.8528, what is the diameter?

Ans. 7958.

56. How do you find the length of a circular arc, when the number of degrees which it contains, and the radius of the circle are known?

Multiply the number of degrees by the decimal .01745, and the product arising by the radius of the circle.

EXAMPLES.

1. What is the length of an arc of 30 degrees, in a circle whose radius is 9 feet?

We merely multiply the given decimal by the number of degrees, and by the radius.

Operation.

$.01745 \times 30 \times 9 = 4.7115$,
which is the length of the required arc.

REMARK.—When the arc contains degrees and minutes, reduce the minutes to the decimals of a degree, which is done by dividing them by 60.

2. What is the length of an arc containing $12^{\circ} 10'$ or $12\frac{1}{6}^{\circ}$, the diameter of the circle being 20 yards?

Ans. 2.1231.

3. What is the length of an arc of $10^{\circ} 15'$ or $10\frac{1}{4}^{\circ}$, in a circle whose diameter is 68?

Ans. 6.0813.

57. How do you find the length of the arc of a circle when the chord and radius are given?

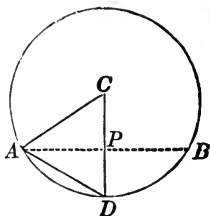
1st. Find the chord of half the arc.

2d. From eight times the chord of half the arc, subtract the chord of the whole arc, and divide the remainder by three, and the quotient will be the length of the arc, nearly

EXAMPLES.

1. The chord $AB = 30$ feet, and the radius $AC = 20$ feet: what is the length of the arc ADB ?

First, draw CD perpendicular to the chord AB : it will bisect the chord at P , and the arc of the chord at D . Then $AP = 15$ feet. Hence



$$\overline{AC}^2 - \overline{AP}^2 = \overline{CP}^2: \text{ that is}$$

$$400 - 225 = 175, \text{ and } \sqrt{175} = 13.228 = CP.$$

Then, $CD - CP = 20 - 13.228 = 6.772 = DP$.

$$\text{Again, } AD = \sqrt{\overline{AP}^2 + \overline{PD}^2} = \sqrt{225 + 45.859984}:$$

hence, $AD = 16.4578 = \text{chord of the half arc.}$

$$\text{Then, } \frac{16.4578 \times 8 - 30}{3} = 33.8874 = \text{arc } ADB.$$

2. What is the length of an arc, the chord of which is 24 feet, and the radius of the circle 20 feet?

Ans. 25.7309 ft.

3. The chord of an arc is 16, and the diameter of the circle 20: what is the length of the arc?

Ans. 18.5178.

4. The chord of an arc is 50, and the chord of half the arc is 27: what is the length of the arc?

Ans. $55\frac{1}{3}$.

58. How do you find the area of a circle when the diameter and circumference are both known?

Multiply the circumference by half the radius, and the product will be the area.

EXAMPLES.

1. What is the area of a circle whose diameter is 10, and circumference 31.416?

If the diameter be 10, the radius is 5, and half the radius $2\frac{1}{2}$: hence the circumference multiplied by $2\frac{1}{2}$ gives the area.

Operation.

$$31.416 \times 2\frac{1}{2} = 78.54,$$

which is the area.

2. Find the area of a circle whose diameter is 7, and circumference 21.9912 yards.

Ans. 38.4846 yds.

3. How many square yards in a circle whose diameter is $3\frac{1}{2}$ feet, and circumference 10.9956?

Ans. 1.069016.

4. What is the area of a circle whose diameter is 100, and circumference 314.16?

Ans. 7854

5. What is the area of a circle whose diameter is 1, and circumference 3.1416?

Ans. 0.7854.

6. What is the area of a circle whose diameter is 40, and circumference 131.9472?

Ans. 1319.472.

59. *How do you find the area of a circle when the diameter only is known?*

Square the diameter, and then multiply by the decimal .7854.

EXAMPLES.

1. What is the area of a circle whose diameter is 5?

We square the diameter, which gives us 25, and we then multiply this number and the decimal .7854 together.

Operation.

$$\begin{array}{r} .7854 \\ 5^2 = \underline{25} \\ \quad \underline{39270} \\ \quad \quad 15708 \\ \text{area} = \underline{\underline{19.6350}} \end{array}$$

2 What is the area of a circle whose diameter is 7?

Ans. 38.4846.

3. What is the area of a circle whose diameter is 4.5?

Ans. 15.90435.

4. What is the number of square yards in a circle whose diameter is $1\frac{1}{8}$ yards?

Ans. 1.069016.

5. What is the area of a circle whose diameter is 8.75 feet?

Ans. 60.1322 sq. ft.

60. How do you find the area of a circle when the circumference only is known?

Multiply the square of the circumference by the decimal 0.7958, and the product will be the area very nearly.

EXAMPLES.

1. What is the area of a circle whose circumference is 3.1416?

We first square the circumference, and then multiply by the decimal .07958.

$$\begin{array}{r} \text{Operation.} \\ \underline{3.1416^2} = 9.86965056 \\ \quad \quad \quad .07958 \\ \text{area} = \underline{\underline{.7854+}} \end{array}$$

2. What is the area of a circle whose circumference is 91?

Ans. 659.00198.

3. Suppose a wheel turns twice in tracking $16\frac{1}{2}$ feet, and that it turns just 200 times in going round a circular bowling-green: what is the area in acres, roods, and perches?

Ans. 4 A. 3 R. 35.8 P.

4. How many square feet are there in a circle whose circumference is 10.9956 yards?

Ans. 86.5933.

5. How many perches are there in a circle whose circumference is 7 miles?

Ans. 399300.608.

61. *Having given a circle, how do you find a square which shall have an equal area?*

1st. The diameter $\times .8862 =$ side of an equivalent square.

2d. The circumference $\times .2821 =$ side of an equivalent square.

EXAMPLES.

1. The diameter of a circle is 100: what is the side of a square of an equal area?

Ans. 88.62.

2. The diameter of a circular fish-pond is 20 feet: what would be the side of a square fish-pond of an equal area?

Ans. 17.724 ft.

3. A man has a circular meadow, of which the diameter is 875 yards, and wishes to exchange it for a square one of equal size: what must be the side of the square?

Ans. 775.425.

4. The circumference of a circle is 200: what is the side of a square of an equal area?

Ans. 56.42.

5. The circumference of a round fish-pond is 400 yards what is the side of a square fish-pond of equal area?

Ans. 112.84.

6. The circumference of a circular bowling-green is 412 yards: what is the side of a square one of equal area?

Ans. 116.2252 yds.

62. *Having given the diameter or circumference of a circle, how do you find the side of the inscribed square?*

1st. The diameter $\times .7071 =$ side of the inscribed square.

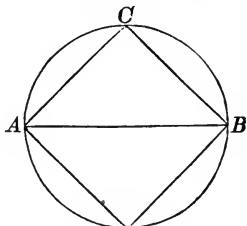
2d. The circumference $\times .2251 =$ side of the inscribed square.

EXAMPLES.

1. The diameter AB of a circle is 400: what is the value of AC , the side of the inscribed square?

Here

$$.7071 \times 400 = 282.8400 = AC.$$



2. The diameter of a circle is 412 feet: what is the side of the inscribed square?

Ans. 291.3252 ft.

3. If the diameter of a circle be 600, what is the side of the inscribed square?

Ans. 424.26.

4. The circumference of a circle is 312 feet: what is the side of the inscribed square?

Ans. 70.2312 ft.

5. The circumference of a circle is 819 yards: what is the side of the inscribed square?

Ans. 184.3569 yds

6. The circumference of a circle is 715: what is the side of the inscribed square?

Ans. 160.9465.

63. *How do you find the area of a circular sector?*

1st. Find the length of the arc by Art. 56.

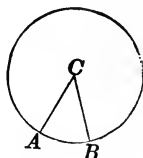
2d. Multiply the arc by one-half the radius, and the product will be the area.

EXAMPLES.

1. What is the area of the circular sector ACB , the arc AB containing 18° , and the radius CA being equal to 3 feet?

First, $.01745 \times 18 \times 3 = .94230 =$ length AB .

Then, $.94230 \times 1\frac{1}{2} = 1.41345 =$ area.



2. What is the area of a sector of a circle, in which the radius is 20 and the arc one of 22 degrees?

Ans. 76.7800.

3. Required the area of a sector whose radius is 25 and the arc one of $147^\circ 29'$.

Ans. 804.2448.

4. Required the area of a semicircle in which the radius is 13.

Ans. 265.4143.

5. What is the area of a circular sector when the length of the arc is 650 feet and the radius 325?

Ans. 105625 sq. ft.

64. *How do you find the area of a segment of a circle?*

1st. Find the area of the sector having the same arc with the segment, by the last problem.

2d. Find the area of the triangle formed by the chord of the segment and the two radii through its extremities.

3d. If the segment is greater than the semicircle, add the two areas together; but if it is less, subtract them, and the result in either case will be the area required.

EXAMPLES.

1. What is the area of the segment ADB , the chord $AB = 24$ feet, and $CA = 20$ feet?

$$\text{First, } CP = \sqrt{CA^2 - AP^2} \\ = \sqrt{400 - 144} = 16;$$

then,

$$PD = CD - CP = 20 - 16 = 4,$$

$$\text{and, } AD = \sqrt{AP^2 + PD^2} = \sqrt{144 + 16} = 12.64911:$$

$$\text{then, } \text{arc } ADB = \frac{12.64911 \times 8 - 24}{3} = 25.7309$$

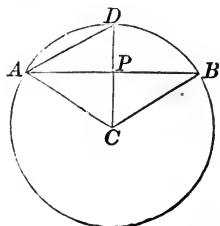
$$\text{arc } ADB = 25.7309 \quad AP = 12$$

$$\text{half radius} = 10 \quad CP = 16$$

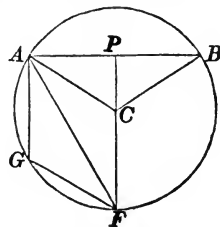
$$\text{area sector } ADBC = 257.309 \quad \text{area } CAB = 192$$

$$\text{area } CAB = 192$$

$$\underline{65.309} = \text{area of segment } ADB.$$



2. Find the area of the segment AFB , knowing the following lines, viz.: $AB = 20.5$; $FP = 17.17$; $AF = 20$; $FG = 11.5$, and $CA = 11.64$.



$$\text{Arc } AGF = \frac{FG \times 8 - AF}{3} = \frac{11.5 \times 8 - 20}{3} = 24;$$

$$\text{sector } AGFBC = 24 \times 11.64 = 279.36:$$

$$\text{but } CP = FP - AC = 17.17 - 11.64 = 5.53:$$

$$\text{Then, area } ACB = \frac{AB \times CP}{2} = \frac{20.5 \times 5.53}{2} = 56.6825.$$

Then, area of sector $AFBC = 279.36$
do. of triangle $ABC = 56.6825$
gives area of segment $AFB = \underline{336.0425}$

3. What is the area of a segment, the radius of the circle being 10, and the chord of the arc 12 yards?

Ans. 16.324 sq. yds.

4. Required the area of the segment of a circle whose chord is 16, and the diameter of the circle 20.

Ans. 44.5903.

5. What is the area of a segment whose arc is a quadrant—the diameter of the circle being 18?

Ans. 63.6174.

6. The diameter of a circle is 100, and the chord of the segment 60: what is the area of the segment?

Ans. 408, nearly.

65. *How do you find the area of a circular ring; that is, the area included between the circumferences of two circles, having a common centre?*

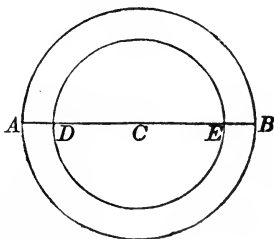
1st. Square the diameter of each ring, and subtract the square of the less from that of the greater.

2d. Multiply the difference of the squares by the decimal .7854, and the product will be the area.

EXAMPLES.

1. In the concentric circles having the common centre C , we have

$AB = 10$ yards, and $DE = 6$ yards: what is the area of the space included between them?



$$\overline{AB}^2 = \overline{10}^2 = 100$$

$$\overline{DE}^2 = 6^2 = 36$$

$$\text{Difference} = \overline{64}$$

Then, $64 \times .7854 = 50.2656 = \text{area.}$

2. What is the area of the ring when the diameters of the circles are 20 and 10?

Ans. 235.62.

3. If the diameters are 20 and 15, what will be the area included between the circumferences?

Ans. 137.445.

4. If the diameters are 16 and 10, what will be the area included between the circumferences?

Ans. 122.5224.

5. Two diameters are 21.75 and 9.5; required the area of the circular ring.

Ans. 300.6609.

6. If the two diameters are 4 and 6, what is the area of the ring?

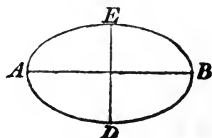
Ans. 15.708.

66. *How do you find the area of an ellipse?*

Multiply the two axes together, and their product by the decimal .7854, and the result will be the required area.

EXAMPLES.

1. Required the area of an ellipse, whose transverse axis $AB = 70$ feet, and the conjugate axis $DE = 50$ feet.



$$AB \times DE = 70 \times 50 = 3500 :$$

Then, $.7854 \times 3500 = 2748.9 = \text{area.}$

2. Required the area of an ellipse whose axes are 24 and 18.

Ans. 339.2928.

3. What is the area of an ellipse whose axes are 35 and 25?

Ans. 687.225.

4. What is the area of an ellipse whose axes are 80 and 60?

Ans. 3769.92.

5. What is the area of an ellipse whose axes are 50 and 45?

Ans. 1767.15.

SECTION II.

MENSURATION OF SOLIDS.

1. *What is a solid or body?*

A solid or body is that which has length, breadth, and thickness.

2. *What is a body bounded by planes called?*

Every solid bounded by planes is called a *polyedron*.

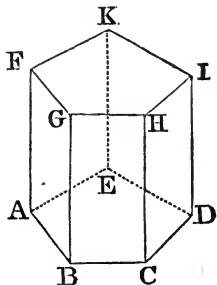
3. *What are the bounding planes, the straight lines, and the angular points called?*

The planes which bound a polyedron are called *faces*. The straight lines in which the faces intersect each other are called the *edges* of the polyedron; and the points at which the edges intersect, are called the *vertices* of the angles, or vertices of the polyedron.

4. *What is a prism? What are its bases? what its convex surface?*

A prism is a solid, whose ends are equal polygons, and whose side faces are parallelograms.

Thus, the prism whose lower base is the pentagon $ABCDE$, terminates in an equal and parallel pentagon $FGHIK$, which is called the *upper base*. The side faces of the prism are the parallelograms DH, DK, EF, AG, BH . These are called the *convex* or *lateral surface* of the prism.

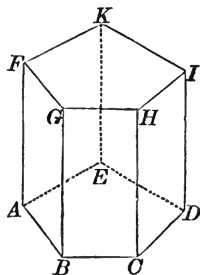


5. *What is the altitude of a prism?*

The altitude of a prism is the distance between its upper and lower bases; that is, it is a line drawn from a point of the upper base, perpendicular to the lower base.

6. *What is a right prism?*

A right prism is one in which the edges $AF, BG, EK, HC,$ and DI are perpendicular to the bases. In the right prism, either of the perpendicular edges is equal to the altitude. In the oblique prism the altitude is less than the edge.

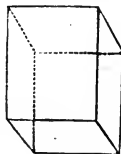


7. *How are prisms distinguished from each other?*

A prism whose base is a triangle, is called a *triangular prism*: if the base is a quadrangle, it is called a *quadrangular prism*: if a pentagon, a *pentagonal prism*: if a hexagon, it is called a *hexagonal prism*: &c.

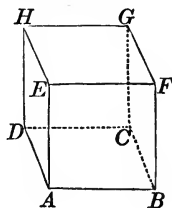
8. *What is a parallelepipedon? what a cube?*

A prism whose base is a parallelogram, and all of whose faces are also parallelograms, is called a parallelepipedon. If all the faces are rectangles, it is called a rectangular parallelepipedon. If all the faces are squares, it is called a *cube*. The cube is bounded by six equal faces at right angles to each other.



9. *How do the opposite faces of a parallelepipedon compare with each other?*

The opposite faces of a parallelepipedon are equal to each other. Thus, the parallelogram BD is equal to the opposite parallelogram FH , the parallelogram BE to CH , and BG to AH .

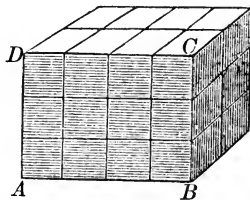


10. *What is the content of a solid?*

The *content* of a solid is the number of cubes which it contains.

In order to find the content of a solid, suppose $ABCD$ to be the base of a parallelepipedon.

Let us suppose $AB = 4$ feet, and $BC = 3$ feet. Then the number of square feet in the base will be equal to $3 \times 4 = 12$ square feet. Therefore, 12 equal cubes of one foot each,



may be placed by the side of each other on the base. If the parallelepipedon be 1 foot in height, it will contain 12 such cubes, or 12 cubic feet: were it 2 feet in height, it would contain two tiers of cubes, or 24 cubic feet:

were it 3 feet in height, it would contain three tiers of cubes, or 36 cubic feet. Therefore, *the solid content of a parallelopipedon is equal to the product of its length, breadth, and height.*

11. *How many kinds of quantity are there in geometry?*

There are three kinds of quantity in geometry, viz. : Lines, Surfaces, and Solids; and each of these has its own unit.

12. *What are the units of these kinds of quantity?*

The unit of a line, which we have called the linear unit, is a line of a known length, as a foot, a yard, a rod, &c.

The unit of surface is a square, whose sides are the unit of length.

The unit of solidity is a cube, whose edges are the unit of length.

For example, if the bounding lines of a surface be estimated in yards, the content will be square yards; and if the bounding lines of a solid be yards, its surface will be estimated in square yards, and its solid content in cubic yards.

13. *Into how many parts is the mensuration of solids divided?*

The mensuration of solids is divided into two parts:—

1st. The mensuration of the surfaces of solids: and
2dly. The mensuration of their solidities.

14. *How is a curved line to be treated?*

A curve line which is expressed by numbers is also referred to a unit of length, and its numerical value is the number of times which the line contains the unit.

If, then, we suppose the linear unit to be reduced to a

straight line, and a square constructed on this line, this square will be the unit of measure for curved surfaces

15. Repeat the table of solid measures.

1 cubic foot	= 1728 cubic inches.
1 cubic yard	= 27 cubic feet.
1 cubic rod	= $4492\frac{1}{8}$ cubic feet.
1 ale gallon	= 282 cubic inches.
1 wine gallon	= 231 cubic inches.
1 bushel	= 2150.42 cubic inches.

OF THE PRISM.

16. How do you find the surface of a right prism?

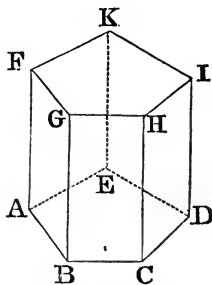
Multiply the perimeter of the base by the altitude, and the product will be the convex surface: and to this add the area of the bases when the entire surface is required.

EXAMPLES.

1. Find the entire surface of the regular prism, whose base is the regular polygon $ABCDE$, and altitude AF , when each side of the base is 20 feet, and the altitude AF 50 feet.

$$AB + BC + CD + DE + EA = 100; \text{ and } AF = 50:$$

then $(AB + BC + CD + DE + EA) \times AF =$ convex surface becomes $100 \times 50 = 5000$ square feet, which is the convex surface. For the area of the end, we have $\overline{AB}^2 \times$ tabular number = area $ABCDE$, (see page 131;) that is, $\overline{20}^2 \times$ tabular number, or $400 \times 1.720477 = 688.1908 =$ the area $ABCDE$.



Then convex surface =	5000	square feet.
lower base	688.1908	do.
upper base	688.1908	do.
entire surface	<u>6376.3816</u>	do.

2. What is the surface of a cube, the length of each side being 20 feet?

Ans. 2400 *sq. ft.*

3. Find the entire surface of a triangular prism, whose base is an equilateral triangle, having each of its sides equal to 18 inches, and altitude 20 feet.

Ans. 91.949 *sq. ft.*

4. What is the convex surface of a regular octagonal prism, the side of whose base is 15 and altitude 12 feet?

Ans. 1440 *sq. ft.*

5. What must be paid for lining a rectangular cistern with lead at 2*d.* a pound, the thickness of the lead being such as to require 7*lb.* for each square foot of surface: the inner dimensions of the cistern being as follows: viz., the length 3 feet 2 inches, the breadth 2 feet 8 inches, and the depth 2 feet 6 inches?

Ans. £2 3*s.* 10⁵/₈.

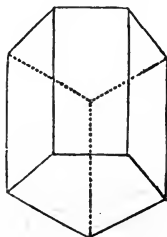
17. *How do you find the solidity of a prism, parallelepipedon, or cube?*

Multiply the area of the base by the perpendicular height, and the product will be the solidity.

EXAMPLES.

1. What is the solidity of a regular pentagonal prism, whose altitude is 20, and each side of the base 15 feet?

To find the area of the base we have (page 131)



$\sqrt{15}^2 = 225$: and $225 \times 1.7204774 = 387.107415 =$ the area of the base: hence,

$$387.107415 \times 20 = 7742.1483 = \text{solidity.}$$

2. What is the solid content of a cube whose side is 24 inches?

Ans. 13824 solid in.

3. How many cubic feet in a block of marble, of which the length is 3 feet 2 inches, breadth 2 feet 8 inches, and height or thickness 2 feet 6 inches?

Ans. $21\frac{1}{8}$ solid ft.

4. How many gallons of water, ale measure, will a cistern contain whose dimensions are the same as in the last example?

Ans. $129\frac{1}{4}$.

5. Required the solidity of a triangular prism, whose altitude is 10 feet, and the three sides of its triangular base 3, 4, and 5 feet

Ans. 60 solid ft.

6. What is the solidity of a square prism, whose height is $5\frac{1}{2}$ feet, and each side of the base $1\frac{1}{3}$ feet?

Ans. $9\frac{7}{5}$ solid ft.

7. What is the solidity of a prism, whose base is an equilateral triangle, each side of which is 4 feet, the height of the prism being 10 feet?

Ans. 69.282 solid ft.

8. What is the number of cubic or solid feet in a regular pentagonal prism, of which the altitude is 15 feet and each side of the base 3.75 feet?

Ans. 362.913.

9. What is the solidity of a prism, whose base is an equilateral triangle, each side of which is 1.5 feet, and the altitude 18 feet?

Ans. 17.53701435 cubic ft.

10. What is the solidity of a cube, whose side is 15 inches?

Ans. 1.953125 cubic ft.

11. What is the solidity of a cube, whose side is 17.5 inches?

Ans. 3.1015 cubic ft.

12. What is the solidity of a prism, whose base is a hexagon, each side of which is 1 foot 4 inches, and the length of the prism 15 feet?

Ans. 69.2820285 solid ft.

13. What is the solidity of a prism, whose altitude is 30 feet, and whose base is a heptagon, each side of which is 13 feet 3 inches?

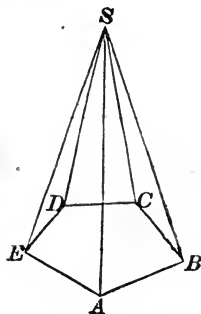
Ans. 1913.936237175 solid ft.

OF THE PYRAMID.

18. *What is a pyramid, and what are its parts?*

A pyramid is a solid, formed by several triangles united at the same point S , and terminating in the different sides of a polygon $ABCDE$.

The polygon $ABCDE$, is called the base of the pyramid; the point S is called the *vertex*, and the triangles ASB , BSC , CSD , DSE , and ESA , form its *lateral*, or *convex* surface.



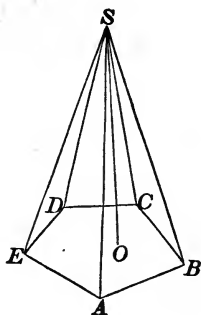
19. *What is a solid angle, and what is the least number of planes that can form one?*

A *solid angle* is the angular spaces included between several planes which meet at a point. Thus, the solid

angle S is formed by the meeting of the five planes ESD , DSC , CSB , BSA , and ASE . The point S is called the vertex of the solid angle. Three planes, at least, are required to form a solid angle.

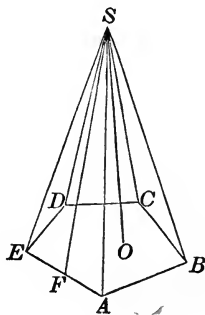
20. What is the altitude of a pyramid?

The *altitude* of a pyramid, is the perpendicular let fall from the vertex upon the plane of the base. Thus, SO is the altitude of the pyramid $S-ABCDE$.



21. What is the slant height of a pyramid?

The *slant height* of a regular pyramid, is a line drawn from the vertex, perpendicular to one of the sides of the polygon which forms its base. Thus, SF is the slant height of the pyramid $S-ABCDE$.



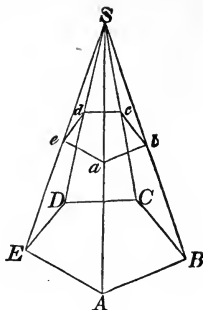
22. What is the axis of a pyramid?

When the base of the pyramid is a regular polygon, and the perpendicular SO passes through the middle point of the base, the pyramid is called a regular pyramid, and the line SO is called the *axis*.

23. *What is the frustum of a pyramid? what the altitude of the frustum?*

If from the pyramid $S-ABCDE$ the pyramid $S-abcde$ be cut off by a plane parallel to the base, the remaining solid, below the plane, is called the *frustum* of a pyramid.

The altitude of a frustum is the perpendicular distance between the upper and lower planes.

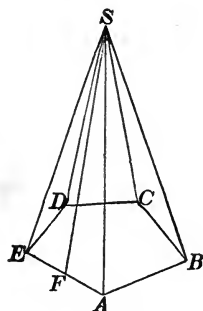


24. *How are pyramids distinguished?*

A pyramid whose base is a triangle, is called a triangular pyramid; if the base is a quadrangle, it is called a quadrangular pyramid; if a pentagon, it is called a pentagonal pyramid; if the base is a hexagon, it is called a hexagonal pyramid, &c.

25. *What is the convex surface of a regular pyramid equal to?*

The convex surface of a regular pyramid, is equal to the perimeter of the base, multiplied by half the slant height. Thus, the convex surface of the pyramid $S-ABCDE$ is equal to $\frac{1}{2}SF(AB + BC + CD + DE + EA.)$



26. *How do you find the surface of a regular pyramid?*

Multiply the perimeter of the base by half the slant height, and the product will be the convex surface: to this add the area of the base, if the entire surface is required.

EXAMPLES.

1. In the regular pentagonal pyramid $S-ABCDE$, the slant height SF is equal to 45, and each side of the base is 15 feet: required the convex surface, and also the entire surface.

$15 \times 5 = 75 =$ perimeter of the base,

$75 \times 22\frac{1}{2} = 1687.5$ square feet =
area of convex surface.

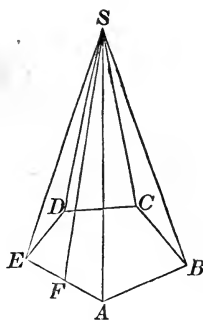
And $15^2 = 225$,

then $225 \times 1.7204774 = 387.107415 =$ the area of the base.

Hence, convex surface = 1687.5

area of the base = 387.107415

entire surface = 2074.607415 square feet.



2. What is the convex surface of a regular triangular pyramid, the slant height being 20 feet, and each side of the base 3 feet?

Ans. 90 sq. ft.

3. What is the entire surface of a regular pyramid, whose slant height is 15 feet, and the base a regular pentagon, of which each side is 25 feet?

Ans. 2012.798 sq. ft.

4. What is the entire surface of a regular octagonal pyramid, of which each side of the base is 9.941 yards, and the slant height 15?

Ans. 1073.628 sq. yds.

27. *How do you find the solidity of a pyramid?*

Multiply the area of the base by the altitude, and divide the product by three: the quotient will be the solidity.

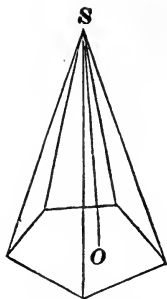
EXAMPLES.

1. What is the solidity of a pyramid, the area of whose base is 215 square feet, and the altitude $SO = 45$ feet?

First, $215 \times 45 = 9675 :$

then $9675 \div 3 = 3225$

which is the solidity expressed in solid feet.



2. Required the solidity of a square pyramid, each side of its base being 30, and its altitude 25.

Ans. 7500 solid ft.

3. How many solid yards are there in a triangular pyramid, whose altitude is 90 feet, and each side of its base 3 yards?

Ans. 38.97114.

4. How many solid feet in a triangular pyramid, the altitude of which is 14 feet 6 inches, and the three sides of its base 5, 6, and 7 feet?

Ans. 71.0352.

5. What is the solidity of a regular pentagonal pyramid, its altitude being 12 feet, and each side of its base 2 feet?

Ans. 27.5276 solid ft.

6. How many solid feet in a regular hexagonal pyramid, whose altitude is 6.4 feet, and each side of the base 6 inches?

Ans. 1.38564.

7. How many solid feet are contained in a hexagonal pyramid, the height of which is 45 feet, and each side of the base 10 feet?

Ans. 3897.1143.

8. The spire of a church is an octagonal pyramid, each side of the base being 5 feet 10 inches, and its perpendicular height 45 feet. Within is a cavity, or hollow part, each side of the base of which is 4 feet 11 inches, and its perpendicular height 41 feet: how many yards of stone does the spire contain?

Ans. 32.197353.

OF THE FRUSTUM OF A PYRAMID.

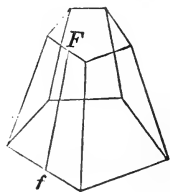
28. How do you find the convex surface of the frustum of a regular pyramid?

Multiply half the sum of the perimeters of the two bases by the slant height of the frustum, and the product will be the convex surface.

EXAMPLES.

1. In the frustum of the regular pentagonal pyramid each side of the lower base is 30 and each side of the upper base is 20 feet, and the slant height fF is equal to 15 feet. What is the convex surface of the frustum?

Ans. 1875 sq. ft.



2. How many square feet are there in the convex surface of the frustum of a square pyramid, whose slant height is 10 feet, each side of the lower base 3 feet 4 inches, and each side of the upper base 2 feet 2 inches?

Ans. 110.

3. What is the convex surface of the frustum of a heptagonal pyramid whose slant height is 55 feet, each side of the lower base 8 feet, and each side of the upper base 4 feet?

Ans. 2310 sq. ft.

29. How do you find the entire surface of the frustum of a regular pyramid?

To the convex surface, found as above, add the areas of the two ends, and the result will be the entire surface.

What is the entire surface of the frustum in each of the last three examples?

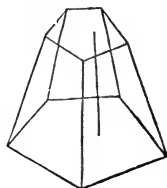
$$\text{Ans. } \left\{ \begin{array}{l} \text{1st. } 4111.62062 \text{ sq. ft.} \\ \text{2d. } 125\frac{2}{3} \text{ sq. ft.} \\ \text{3d. } 2600.712992 \text{ sq. ft.} \end{array} \right.$$

30. How do you find the solidity of the frustum of a pyramid?

Add together the areas of the two bases of the frustum and a geometrical mean proportional between them; and then multiply the sum by the altitude and take one-third of the product for the solidity.

EXAMPLES.

1. What is the solidity of the frustum of a pentagonal pyramid, the area of the lower base being 16 and of the upper base 9 square feet, the altitude being 7 feet?



First, $16 \times 9 = 144$: then $\sqrt{144} = 12$ the mean.

Then, area of lower base = 16

“ upper base = 9

mean of bases = 12

37

height

7

3) 259

solidity = 86 $\frac{1}{3}$ solid feet.

2. What is the number of solid feet in a piece of timber whose bases are squares, each side of the lower base being 15 inches, and each side of the upper base being 6 inches—the length being 24 feet?

Ans. 19.5.

3. Required the solidity of a regular pentagonal frustum, whose altitude is 5 feet, each side of the lower base 18 inches, and each side of the upper base six inches.

Ans. 9.31925 *solid ft.*

4. What is the content of a regular hexagonal frustum, whose height is 6 feet, the side of the greater end 18 inches, and of the less end 12 inches?

Ans. 24.681724 *cubic ft.*

5. How many cubic feet in a square piece of timber, the areas of the two ends being 504 and 372 inches, and its length $31\frac{1}{2}$ feet?

Ans. 95.447.

6. What is the solidity of a square piece of timber, its length being 18 feet, each side of the greater base 18 inches, and each side of the smaller 12 inches?

Ans. 28.5 *cubic ft.*

7. What is the solidity of the frustum of a regular hexagonal pyramid, the side of the greater end being 3 feet, that of the less 2 feet, and the height 12 feet?

Ans. 197.453776 *solid ft.*

OF THE CYLINDER.

31. *What is a cylinder? what its upper, and what its lower base? What is the axis?*

A *Cylinder* is a solid, described by the revolution of a rectangle *A E F D*, about a fixed side *E F*.

As the rectangle $AEFD$ turns around the side EF , like a door upon its hinge, the lines AE and FD describe circles, and the line AD describes the *convex surface* of the cylinder.

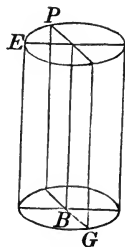
The circle described by the line AE is called the *lower base* of the cylinder, and the circle described by DF is called the *upper base*.

The immovable line EF is called the *axis* of the cylinder.

A cylinder, therefore, is a round body with circular ends.

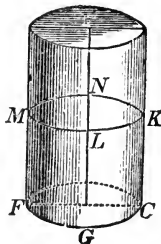
32. *How will a plane, passed through the axis, cut the cylinder?*

If a plane be passed through the axis of a cylinder, it will intersect it in a rectangle PG , which is double the revolving rectangle EB .



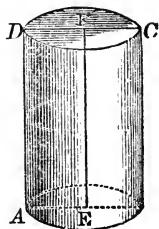
33. *If a cylinder be cut by a plane parallel to the base, how is the section?*

If a cylinder be cut by a plane parallel to the base, the section will be a circle equal to the base. Thus, $MLKN$ is a circle equal to the base FGC .



34. How do you find the surface of a cylinder?

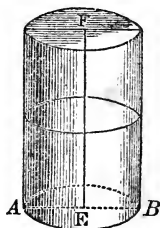
The convex surface of a cylinder is equal to the circumference of the base, multiplied by the altitude. Thus, the convex surface of the cylinder AC , is equal to circumference of base $\times AD$: to this add the areas of the two ends, when the entire surface is required.



EXAMPLES.

1. What is the entire surface of the cylinder, in which AB , the diameter of the base, is 12 feet, and the altitude EF 30 feet?

First, to find the circumference of the base, (see page 133,) we have
 $3.1416 \times 12 = 37.6992 =$ circumference of the base.



Then, $37.6992 \times 30 = 1130.9760 =$ convex surface.

Also, $\overline{12^2} = 144$: and $144 \times .7854 = 113.0976 =$ area of the base.

Then,	convex surface	=	1130.9760
	lower base		113.0976
	upper base		113.0976
	Entire area	=	<u>1357.1712</u>

2. What is the convex surface of a cylinder, the diameter of whose base is 20, and altitude 50 feet?

Ans. 3141.6 sq. ft.

3. Required the entire surface of a cylinder, whose altitude is 20 feet, and the diameter of the base 2 feet.

Ans. 131.9472 ft.

4. What is the convex surface of a cylinder, the diameter of whose base is 30 inches, and altitude 5 feet?

Ans. 5654.88 *sq. inches.*

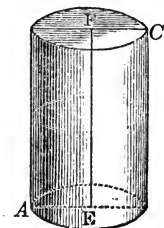
5. Required the convex surface of a cylinder, whose altitude is 14 feet, and the circumference of the base 8 feet 4 inches.

Ans. 116.6666, &c., *sq. ft.*

35. *How do you find the solidity of a cylinder?*

The solidity of a cylinder is equal to the area of the base, multiplied by the altitude. Thus, the solidity of the cylinder *AC* is equal to

$$\text{area of base} \times FE.$$



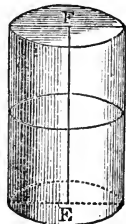
EXAMPLES.

1. What is the solidity of a cylinder, the diameter of whose base is 40 feet, and altitude *EF*, 25 feet?

First, to find the area of the base, we have, (see page 137,)

$$\begin{aligned} \overline{40}^2 &= 1600, \text{ then } 1600 \times .7854 = \\ 1256.64 &= \text{area of the base. Then,} \\ 1256.64 \times 25 &= 31416 \text{ solid feet,} \end{aligned}$$

which is the solidity.



2. What is the solidity of a cylinder, the diameter of whose base is 30 feet, and altitude 50 feet?

Ans. 35343 *cubic ft.*

3. What is the solidity of a cylinder whose height is 5 feet, and the diameter of the end 2 feet?

Ans. 15.708 *solid ft.*

4. What is the solidity of a cylinder whose height is 20 feet, and the circumference of the base 20 feet?

Ans. 636.64 *cubic ft*

5. The circumference of the base of a cylinder is 20 feet, and the altitude 19.318 feet: what is the solidity?

Ans. 614.93 cubic ft.

6. What is the solidity of a cylinder whose altitude is 12 feet, and the diameter of its base 15 feet?

Ans. 2120.58 cubic ft.

7. Required the solidity of a cylinder whose altitude is 20 feet, and the circumference of whose base is 5 feet 6 inches.

Ans. 48.1459 cubic ft.

8. What is the solidity of a cylinder, the circumference of whose base is 38 feet, and altitude 25 feet?

Ans. 2872.838 cubic ft.

9. What is the solidity of a cylinder, the circumference of whose base is 40 feet, and altitude 30 feet?

Ans. 3819.84 solid ft.

10. The diameter of the base of a cylinder is 84 yards, and the altitude 21 feet: how many solid or cubic yards does it contain?

Ans. 38792.4768.

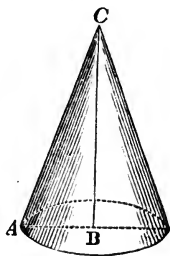
OF THE CONE.

36. *How is a cone described? What is its base? what its convex surface? what its altitude, and what its vertex?*

A cone is a solid, described by the revolution of a right-angled triangle ABC , about one of its sides CB .

The circle described by the revolving side AB , is called the *base* of the cone.

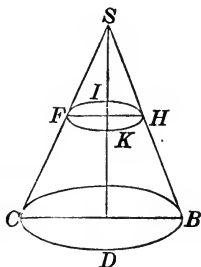
The hypotenuse AC is called the *slant height of the cone*, and the surface described by it is called the *convex surface* of the cone.



The side of the triangle CB , which remains fixed, is called the *axis* or *altitude* of the cone, and the point C the *vertex* of the cone.

37. *What is the frustum of a cone?*

If a cone be cut by a plane parallel to the base, the section will be a circle. Thus, the section $FKHI$ is a circle. If from the cone $S-CDB$, the cone $S-FKH$ be taken away, the remaining part is called the *frustum* of a cone.

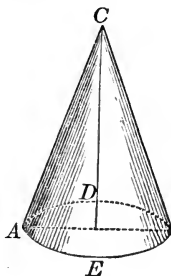


38. *How do you find the surface of a cone?*

The convex surface of a cone is equal to the circumference of the base multiplied by half the slant height. Thus, the convex surface of the cone $C-AED$ is equal to

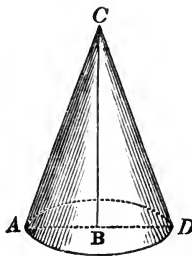
$$\text{circumference } AED \times \frac{1}{2} CA :$$

to this add the area of the base, when the entire surface is required.



EXAMPLES.

1. What is the convex surface of the cone whose vertex is C , the diameter AD of its base being $8\frac{1}{2}$ feet, and the side CA 50 feet?



First, $3.1416 \times 8\frac{1}{2} = 26.7036 =$ circum. of base.

Then, $\frac{26.7036 \times 50}{2} = 667.59 =$ convex surface.

2. Required the entire surface of a cone, whose side is 36, and the diameter of its base 18 feet.

Ans. 1272.348 sq. ft.

3. The diameter of the base is 3 feet, and the slant height 15 feet: what is the convex surface of the cone?

Ans. 70.686 sq. ft.

4. The diameter of the base of a cone is 4.5 feet, and the slant height 20 feet: what is the entire surface?

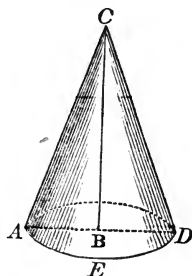
Ans. 157.27635 sq. ft.

5. The circumference of the base of a cone is 10.75 and the slant height is 18.25: what is the entire surface?

Ans. 107.29021 sq. ft.

39. *How do you find the solidity of a cone?*

The solidity of a cone is equal to the area of the base multiplied by one-third of the altitude. Thus, the solidity of the cone $C-AED$ is equal to
base $AED \times \frac{1}{3}CB$.

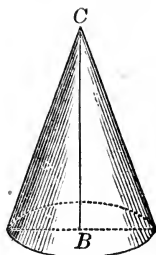


40. *How do a cone and cylinder, of the same base and altitude, compare with each other?*

Since the solidity of a cylinder is equal to the base multiplied by the altitude, and that of a cone to the base multiplied by one-third of the altitude, it follows that if a cylinder and cone have equal bases and altitudes, the *cone will be one-third of the cylinder.*

EXAMPLES.

1. What is the solidity of a cone, the area of whose base is 380 square feet, and altitude CB 48 feet?



We simply multiply the area of the base by the altitude, and then divide the product by 3.

Operation.

$$\begin{array}{r}
 380 \\
 \quad 48 \\
 \hline
 3040 \\
 \quad 1520 \\
 \hline
 3)18240 \\
 \hline
 \text{area} = 6080
 \end{array}$$

2. Required the solidity of a cone whose altitude is 27 feet, and the diameter of the base 10 feet.*

Ans. 706.86 cubic ft.

3. Required the solidity of a cone whose altitude is $10\frac{1}{2}$ feet, and the circumference of its base 9 feet.

Ans. 22.5609 cubic ft.

4. What is the solidity of a cone, the diameter of whose base is 18 inches, and altitude 15 feet?

Ans. 8.83575 cubic ft.

5. The circumference of the base of a cone is 40 feet, and the altitude 50 feet: what is the solidity?

Ans. 2122.1333 solid ft.

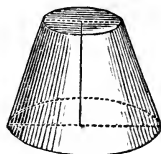
OF THE FRUSTUM OF A CONE.

41. How do you find the surface of the frustum of a cone?

Add together the circumferences of the two bases, and multiply the sum by half the slant height of the frustum; the product will be the convex surface, to which add the areas of the bases, when the entire surface is required

EXAMPLES.

1. What is the convex surface of the frustum of a cone, of which the slant height is $12\frac{1}{2}$ feet, and the circumferences of the bases 8.4 and 6 feet?



We merely take the sum of the circumferences of the bases, and multiply by half the slant height.

Operation.

$$\begin{array}{r}
 8.4 \\
 6 \\
 \hline
 14.4 \\
 \text{half side } 6.25 \\
 \hline
 \text{area} = \underline{90} \text{ sq. ft.}
 \end{array}$$

2. What is the entire surface of the frustum of a cone, the side being 16 feet, and the radii of the bases 2 and 3 feet?

Ans. 292.1688 sq. ft.

3. What is the convex surface of the frustum of a cone, the circumference of the greater base being 30 feet, and of the less 10 feet; the slant height being 20 feet?

Ans. 400 sq. ft.

4. Required the entire surface of the frustum of a cone whose slant height is 20 feet, and the diameters of the bases 8 and 4 feet.

Ans. 439.824 sq. ft.

5. A cone whose slant height is 30 feet, and the circumference of its base 10 feet, is cut by a plane 6 feet from the vertex, measured on the slant height: what is the convex surface of the frustum?

Ans. 144 sq. ft.

42. How do you find the solidity of the frustum of a cone?

1st. Add together the areas of the two ends and a geometrical mean between them.

2d. Multiply this sum by one-third of the altitude, and the product will be the solidity

EXAMPLES.

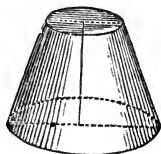
1. How many cubic feet in the frustum of a cone, whose altitude is 26 feet, and the diameters of the bases 22 and 18 feet?

First, $\overline{22}^2 \times .7854 = 380.134 =$ area of lower base:

and $\overline{18}^2 \times .7854 = 254.47 =$ area of upper base.

Then, $\sqrt{380.134 \times 254.47} = 311.018 =$ mean.

Then, $(380.134 + 254.47 + 311.018) \times \frac{26}{3} = 8195.39$
which is the solidity.



2. How many cubic feet in a piece of round timber, the diameter of the greater end being 18 inches, and that of the less 9 inches, and the length 14.25 feet?

Ans. 14.68943.

3. What is the solidity of the frustum of a cone, the altitude being 18, the diameter of the lower base 8, and that of the upper base 4?

Ans. 527.7888.

4. What is the solidity of the frustum of a cone, the altitude being 25, the circumference of the lower base 20, and that of the upper base 10?

Ans. 464.216.

5. If a cask, which is composed of two equal conic frustums joined together at their larger bases, have its bung diameter .28 inches, the head diameter 20 inches, and the length 40 inches, how many gallons of wine will it contain, there being 231 cubic inches in a gallon?

Ans. 79.0613.

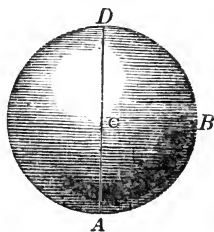
OF THE SPHERE.

43. *What is a sphere?*

A *sphere* is a solid terminated by a curved surface, all the points of which are equally distant from a certain point within called the centre.

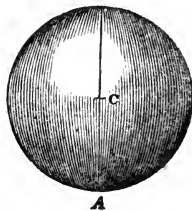
44. *How may a sphere be described?*

The sphere may be described by revolving a semicircle ABD about the diameter AD . The plane will describe the solid sphere, and the semi-circumference ABD will describe the surface.



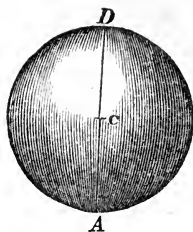
45. *What is the radius of a sphere?*

The *radius* of a sphere is a line drawn from the centre to any point of the circumference. Thus, CA is a radius



46. *What is the diameter of a sphere?*

The diameter of a sphere is a line passing through the centre, and terminated by the circumference. Thus, AD is a diameter.



47. *How do the diameters of a sphere compare with each other?*

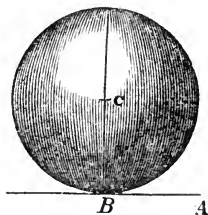
All diameters of a sphere are equal to each other; and each is double a radius.

48. *What is the axis of a sphere?*

The axis of a sphere is any line about which it revolves; and the points at which the axis meets the surface, are called the *poles*.

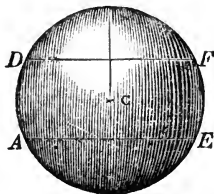
49. *When is a plane said to be tangent to a sphere?*

A plane is *tangent* to a sphere when it has but one point in common with it. Thus, AB is a tangent plane.



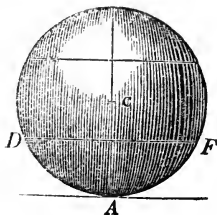
50. *What is a spherical zone? what are its bases?*

A *zone* is a portion of the surface of a sphere, included between two parallel planes which form its bases. Thus, the part of the surface included between the planes AE and DF is a zone. The bases of this zone are two circles whose diameters are AE and DF .



51. *When will a zone have but one base?*

One of the planes which bound a zone may become tangent to the sphere, in which case the zone will have but one base. Thus, if one plane be tangent to the sphere at *A*, and another plane cut it in the circle *DF*, the zone included between them will have but one base.



52. *What is a spherical segment?*

A *spherical segment* is a portion of the solid sphere included between two parallel planes. These parallel planes are its bases. If one of the planes is tangent to the sphere, the segment will have but one base.

53. *What is the altitude of a zone?*

The *altitude* of a zone or segment, is the distance between the parallel planes which form its bases.

54. *How does a plane cut a sphere?*

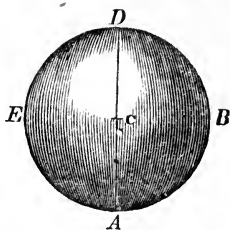
Every plane passing through a sphere intersects the solid sphere in a circle, and the surface of the sphere in the circumference of a circle.

55. *When does a plane cut a sphere in a great circle? when in a small circle?*

If the intersecting plane passes through the centre of the sphere, the circle is called a *great circle*. If it does not pass through the centre the circle of section is called a *small circle*.

56. *How do you find the surface of a sphere?*

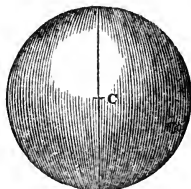
The surface of a sphere is equal to the product of its diameter by the circumference of a great circle. Thus, the surface of the sphere whose centre is C , is equal to
circumference $ABDE \times AD$.



EXAMPLES

1. What is the surface of the sphere whose centre is C , the diameter being 7 feet?

Ans. 153.9384 sq. ft.



2. What is the surface of a sphere whose diameter is 24?

Ans. 1809.5616.

3. Required the surface of a sphere whose diameter is 7921 miles.

Ans. 197111024 sq. miles.

4. What is the surface of a sphere the circumference of whose great circle is 78.54?

Ans. 1963.5.

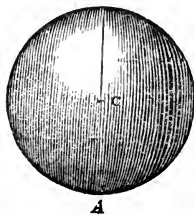
5. What is the surface of a sphere whose diameter is $1\frac{1}{3}$ feet?

Ans. 5.58506 sq. ft.

57. *How do you find the solidity of a sphere?*

The solidity of a sphere is equal to its surface multiplied by one-third of the radius. Thus, the sphere whose centre is C , is equal to

surface $\times \frac{1}{3} CA$.




EXAMPLES.

1. What is the solidity of a sphere whose diameter is 12 feet?

First, $3.1416 \times 12 = 37.6992 =$
circumference of sphere,

diameter	=	12	
surface	=	452.3904	
one-third radius	=	2	
solidity	=	904.7808	cubic feet.



2. The diameter of a sphere is 7957.8: what is its solidity?

Ans. 263863122758.4778.

3. The diameter of a sphere is 24 yards: what is its solid content?

Ans. 7238.2464 cubic yds.

4. The diameter of a sphere is 8: what is its solidity?

Ans. 268.0832.

58. *What is a second method of finding the solidity of a sphere?*

Cube the diameter and multiply the number thus found by the decimal .5236, and the product will be the solidity.

EXAMPLES.

1. What is the solidity of a sphere whose diameter is 20?

Ans. 4188.8.

2. What is the solidity of a sphere whose diameter is 6?

Ans. 113.0976.

3. What is the solidity of a sphere whose diameter is 10?

Ans. 523.6.

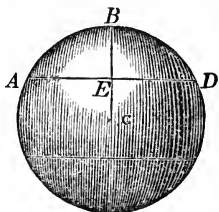
OF SPHERICAL ZONES.

59. *How do you find the convex surface of a spherical zone?*

Multiply the height of the zone by the circumference of a great circle of the sphere, and the product will be the convex surface.

EXAMPLES

1. What is the convex surface of the zone ABD , the height BE being 9 inches, and the diameter of the sphere 42 inches?



First, $42 \times 3.1416 = 131.9472 =$ circumference.
 height $= 9$
 surface $= \underline{1187.5248}$ square inches.

2. The diameter of a sphere is $12\frac{1}{2}$ feet: what will be the surface of a zone whose altitude is 2 feet?

Ans. 78.54 sq. ft.

3. The diameter of a sphere is 21 inches: what is the surface of a zone whose height is $4\frac{1}{2}$ inches?

Ans. 296.8812 sq. in.

4. The diameter of a sphere is 25 feet, and the height of the zone 4 feet: what is the surface of the zone?

Ans. 314.16 sq. ft.

OF SPHERICAL SEGMENTS.

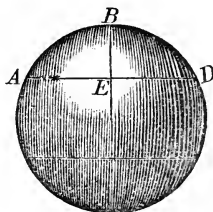
60. *How do you find the solidity of a spherical segment with one base?*

1st. To three times the square of the radius of the base add the square of the height.

2d. Multiply this sum by the height, and the product by the decimal .5236; the result will be the solidity of the segment.

EXAMPLES.

1. What is the solidity of the segment ABD , the height BE being 4 feet, and the diameter AD of the base being 14 feet?



First,

$$(\overline{7^2} \times 3 + \overline{4^2}) = 147 + 16 = 163.$$

Then, $163 \times 4 \times .5236 = 341.3872$ solid feet, which is the solidity of the segment.

2. What is the solidity of the segment of a sphere, whose height is 4, and the radius of its base 8?

Ans. 435.6352.

3. What is the solidity of a spherical segment, the diameter of its base being 17.23368, and its height 4.5?

Ans. 572.5566.

4. What is the solidity of a spherical segment, the diameter of the sphere being 8, and the height of the segment 2 feet?

Ans. 41.888 cubic ft.

5. What is the solidity of a segment, when the diameter of the sphere is 20, and the altitude of the segment 9 feet?

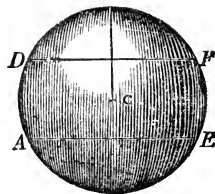
Ans. 1781.2872 cubic ft.

61. *How do you find the solidity of a spherical segment having two bases?*

To the sum of the squares of the radii of the two bases add one-third of the square of the distance between them; then multiply this sum by the breadth, and the product by 1.5708, and the result will be the solidity.

EXAMPLES.

1. What is the solid content of the zone $ADFE$, the diameter of whose greater base DF is equal to 20 inches, and the less diameter AE 15 inches, and the distance between the two bases 10 inches?



Now, by the rule

$$[(10)^2 + (7.5)^2 + \frac{(10)^2}{3}] \times 10 \times 1.5708$$

$$= (100 + 56.25 + 33.33) \times 10 \times 1.5708$$

$$= 189.58 \times 10 \times 1.5708 = 2977.92264 \text{ solid inches.}$$

2. What is the solid content of a zone, the diameter of whose greater base is 24 inches, the less diameter 20 inches, and the distance between the bases 4 inches?

Ans. 1566.6112 solid in.

3. What is the solidity of the middle zone of a sphere, the diameter of whose bases are each 3 feet, and the distance between them 4 feet? *Ans.* 61.7848 solid ft.

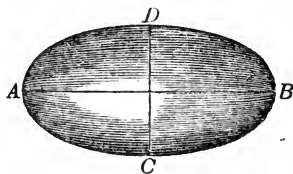
OF THE SPHEROID.

62. *What is a spheroid?*

A spheroid is a solid, described by the revolution of an ellipse about either of its axes.

63. *What is the difference between a prolate and an oblate spheroid?*

If an ellipse $ACBD$ be revolved about the transverse or longer axis AB , the solid described is called a *prolate spheroid*; and if it be revolved about the shorter axis CD ,



the solid described is called an *oblate spheroid*.

64. *What is the form of the earth?*

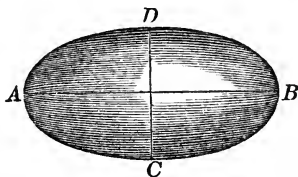
The earth is an oblate spheroid, the axis about which it revolves being about 34 miles shorter than the diameter perpendicular to it.

65. *How do you find the solidity of an ellipsoid?*

Multiply the fixed axis by the square of the revolving axis, and the product by the decimal .5236; the result will be the required solidity.

EXAMPLES.

1. In the prolate spheroid $ACBD$, the transverse axis $AB = 90$, and the revolving axis $CD = 70$ feet: what is the solidity?



Here, $AB = 90$ feet: $\overline{CD}^2 = \overline{70}^2 = 4900$: hence
 $AB \times \overline{CD}^2 \times .5236 = 90 \times 4900 \times .5236 = 230907.6$
 cubic feet, which is the solidity.

2. What is the solidity of a prolate spheroid, whose fixed axis is 100, and revolving axis 6 feet?

Ans. 1884.96.

3. What is the solidity of an oblate spheroid, whose fixed axis is 60, and revolving axis 100?

Ans. 314160.

4. What is the solidity of a prolate spheroid, whose axes are 40 and 50?

Ans. 41888.

5. What is the solidity of an oblate spheroid, whose axes are 20 and 10?

Ans. 2094.4.

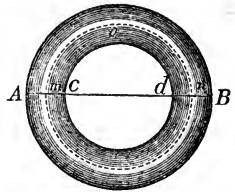
6. What is the solidity of a prolate spheroid, whose axes are 55 and 33?

Ans. 31361.022.

OF CYLINDRICAL RINGS.

66. *How is a cylindrical ring formed?*

A cylindrical ring is formed by bending a cylinder until the two ends meet each other. Thus, if a cylinder be bent round until the axis takes the position *mon*, a solid will be formed, which is called a cylindrical ring.



The line *AB* is called the outer, and *cd* the inner diameter.

67. *How do you find the convex surface of a cylindrical ring?*

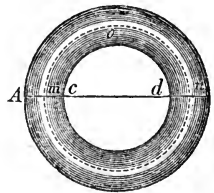
1st. To the thickness of the ring add the inner diameter.

2d. Multiply this sum by the thickness, and the product by 9.8696; the result will be the area.

EXAMPLES.

1. The thickness *Ac* of a cylindrical ring is 3 inches, and the inner diameter *cd* is 12 inches: what is the convex surface?

$Ac + cd = 3 + 12 = 15$: then
 $15 \times 3 \times 9.8696 = 444.132$ square inches = the surface.



2. The thickness of a cylindrical ring is 4 inches, and the inner diameter 18 inches: what is the convex surface?

Ans. 868.52 sq. in.

3. The thickness of a cylindrical ring is 2 inches, and the inner diameter 18 inches: what is the convex surface?

Ans. 394.784 sq. in.

68. *How do you find the solidity of a cylindrical ring?*

1st. To the thickness of the ring add the inner diameter.

2d. Multiply this sum by the square of half the thickness, and the product by 9.8696; the result will be the required solidity.

EXAMPLES.

1. What is the solidity of an anchor-ring, whose inner diameter is 8 inches, and thickness in metal 3 inches?
 $8 + 3 = 11$: then, $11 \times (\frac{3}{2})^2 \times 9.8696 = 244.2726$, which expresses the solidity in cubic inches.

2. The inner diameter of a cylindrical ring is 18 inches, and the thickness 4 inches: what is the solidity of the ring?

Ans. 868.5248 cubic in.

3. Required the solidity of a cylindrical ring, whose thickness is 2 inches, and inner diameter 12 inches?

Ans. 138.1744 cubic in.

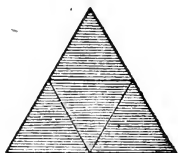
4. What is the solidity of a cylindrical ring, whose thickness is 4 inches, and inner diameter 16 inches?

Ans. 789.568 cubic in

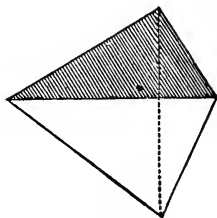
OF THE FIVE REGULAR SOLIDS.

69. A *regular solid* is one whose faces are all equal polygons, and whose solid angles are equal. There are five such solids.

1. The *tetraedron*, or equilateral pyramid, is a solid bounded by four equal triangles.

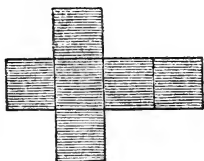


Pyramid unfolded.

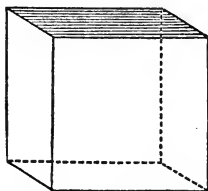


Pyramid.

2. The *hexaedron*, or cube, is a solid bounded by six equal squares.

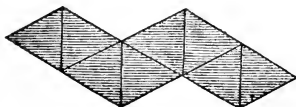


Cube unfolded

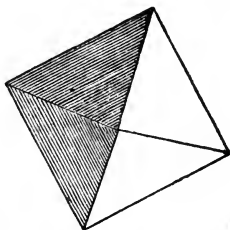


Cube.

3. The *octaedron*, is a solid bounded by eight equal triangles.

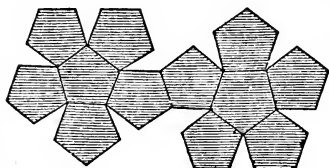


Octaedron unfolded.

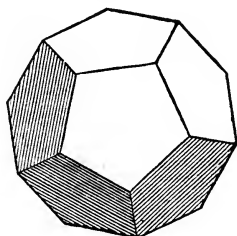


Octaedron

4. The *dodecaedron* is a solid bounded by twelve equal pentagons.

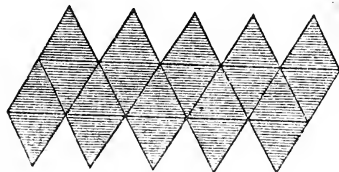


Dodecaedron unfolded.

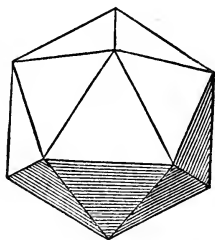


Dodecaedron

5. The *icosaedron* is a solid bounded by twenty equal triangles.



Icosaedron unfolded.



Icosaedron.

6. The regular solids may easily be made of pasteboard.

Draw the figures of the unfolded regular solids accurately on pasteboard, and then cut through the bounding lines: this will give figures of pasteboard similar to the diagrams. Then, cut the other lines half through the pasteboard; after which, fold up the parts, and glue them together, and you will form the bodies which have been described.

The following table shows the surface and solidity of each of the regular solids, when the linear edge is unity.

No. of sides.	Names.	Surfaces.	Solidities.
4	Tetraedron	1.73205	0.11785
6	Hexaedron	6.00000	1.00000
8	Octaedron	3.46410	0.47140
12	Dodecaedron	20.64578	7.66312
20	Icosaedron	8.66025	2.18169

69. *How will you find the surface of a regular solid, when the length of the linear edge is given?*

Multiply the square of the linear edge by the tabular number in the column of surfaces, and the product will be the surface required.

EXAMPLES.

1. The linear edge of a tetraedron is 3: what is its surface?

The tabular area is 1.73205. Then,

$$3^2 = 9; \text{ and } 1.73205 \times 9 = 15.58845 = \text{surface.}$$

2. The linear edge of an octaedron is 5: what is its surface?

The tabular area is 3.46410. Then,

$$5^2 = 25; \text{ and } 3.46410 \times 25 = 86.6025 = \text{surface.}$$

3. The linear edge of an icosaedron is 6: what is its surface?

The tabular area is 8.66025. Then,

$$6^2 = 36; \text{ and } 8.66025 \times 36 = 311.769 = \text{surface.}$$

70. *How do you find the solidity of a regular solid, when the length of a linear edge is known?*

Multiply the cube of the linear edge by the tabular number in the column of solidities, and the product will be the solidity required.

EXAMPLES.

1. What is the solidity of a regular tetraedron whose side is 6?

The tabular number in the column of solidities is 0.11785. Then,

$$6^3 = 216; \text{ and } 0.11785 \times 216 = 25.4556.$$

2. What is the solidity of a regular octaedron whose linear edge is 8?

The tabular number in the column of solidities is 0.47140. Then,

$$8^3 = 512; \text{ and } 0.47140 \times 512 = 241.35680 = \text{solidity.}$$

3. What is the solidity of a regular dodecaedron whose linear edge is 3?

The tabular number in the column of solidities is 7.66312. Then,

$$3^3 = 27; \text{ and } 7.66312 \times 27 = 206.90424 = \text{solidity.}$$

4. What is the solidity of a regular icosaedron whose linear edge is 3?

The tabular number in the column of solidities is 2.18169. Then,

$$3^3 = 27; \text{ and } 2.18169 \times 27 = 58.90563 = \text{solidity.}$$

BOOK VI.

ARTIFICERS' WORK.

SECTION I.

OF MEASURES.

1. *What is the CARPENTER'S RULE used for?*

The carpenter's rule, sometimes called the sliding rule, is used for the measurement of timber, and artificers' work. By it the dimensions are taken, and by means of certain scales, the superficial and solid contents may be computed.

2. *Describe the rule.*

The rule consists of two equal pieces of box wood, each one foot long, and connected together by a folding joint.

One face of the rule is divided into inches, half inches, quarter inches, eighths of inches, and sixteenths of inches. When the rule is opened, the inches are numbered from 1 to 23, the last number 24, at the end, being omitted.

3. *How is the edge of the rule divided?*

The edge of the rule is divided decimally; that is, each foot is divided into ten equal parts, and each of those again into ten parts, so that the divisions on the edge of the scale are hundredths of a foot. The hundredths are numbered on each arm of the scale, from the right to the left.

4. *How are inches changed to the decimal of a foot?*

By means of the decimal divisions it is easy to convert inches into the decimal of a foot.

Thus, if we have 6 inches, we find its corresponding decimal on the edge of the rule to be 50 hundredths of a foot, or .50. Also 9 inches correspond to .75; 8 inches to .67 nearly, and 3 inches to .25.

5. *How are feet and inches multiplied by means of decimals?*

The multiplication of numbers is more easily made when the numbers are expressed decimally than when expressed in feet and inches.

Let us take an example. A board is 12 feet 6 inches long, and 2 feet 3 inches wide: how many square feet does it contain?

We see from the edge of the rule, that 6 inches correspond to .50, and 3 inches to .25. Hence, we have

By cross multiplication.

$$\begin{array}{r}
 12 \text{ 6}' \\
 2 \text{ 3}' \\
 \hline
 25 \\
 3 \text{ 1}' \text{ 6}'' \\
 \hline
 28 \text{ 1}' \text{ 6}'' \text{ content.}
 \end{array}$$

By decimals.

$$\begin{array}{r}
 12.50 \\
 2.25 \\
 \hline
 6250 \\
 2500 \\
 \hline
 2500 \\
 \hline
 28.1250 \text{ content.}
 \end{array}$$

6. *What are the objects of the scale marked M and E?*

Besides the scale of feet and inches, already referred to, there are, on the same side, two small scales, marked M and E; the first is numbered from 1 to 36, and the second from 1 to 26. The object of these scales is to change a square into what is called in carpentry *an eight square*, or regular octagon.

7. *Explain the use of the one marked M.*

Having formed the square which is to be changed to the octagon, find the middle of each side, and then the divisions of the scale marked M show the distances to be laid off on each side of the centre points, to give the angles of the octagon.

For example, if the side of the square is 6 inches, the distance to be laid off is found by extending the dividers from 1 to 6. If the side of the square is 12 inches, the distance to be taken reaches from 1 to 12; and so on for any distance from 1 to 36.

8. *Explain the use of the one marked E.*

The scale marked E is for the same object, only the distances are laid off from the angular points of the square instead of from the centre.

Thus, if we have a square whose side is 9 inches, and wish to change it into an octagon, take from the scale E the distance from 1 to 9, and mark it off from each angle of the square, on the sides: then join the points, and the figure so formed will be a regular octagon.

If the side of the square is 18 inches, the distance to be taken reaches from 1 to 18, and so for any distance between 1 and 26, the numbers on the scale pointing out the distances to be laid off when the side of the square is expressed in inches.

9. *What scales are on the opposite face of the rule, and how are they designated?*

Turning the rule directly over, there will be seen on one arm several scales of equal parts, which are similar to those described at page 36.

Fitting into the other arm is a small brass slide, of the same length as the rule. On the face of the slide are two

ranges of divisions, which are precisely alike. The upper is designated by the letter B, and is to be used with the scale on the rule directly above, which is designated by A; the lower divisions on the slide designated by the letter C, are to be used with the scale mark GIRT LINE, and also designated by the letter D. The scales B and C on the slide, are numbered 1, 2, 3, 4, 5, 6, 7, 8, 9, and 1, from the left hand towards the right. From the middle point 1, the numbers go on 12, 2, 3, 4, 5, 6, 7, 8, 9, and 10. Now, the values which the parts of this scale may represent will depend on the value given to the unit at the left hand. If the unit at the left be called 1, then the 1 at the centre point will represent 10, and the 2 at the right 20, the 3 at the right 30, and the ten 100, and similarly for the intermediate divisions.

If the left-hand unit be called 10, then the 1 at the centre point will represent one hundred; the 2, two hundred; the 3, three hundred; and so on for the divisions to the right.

10. *How do you multiply two numbers together by the sliding rule?*

1st. Mark a number on the scale A to represent the multiplier.

2d. Then shove the slide until 1 on B stands opposite the multiplier on A.

3d. Then pass along on B until you find a number to represent the multiplicand; the number opposite on A will represent the product.

EXAMPLES.

1. Multiply 24 by 14.

Move the slide until 1 on B is opposite the second long mark at the right of 12, which is the division correspond-

ing to 14. Then pass along *B* to the fourth of the larger lines on the right of 2: this line marks the division on the scale *A*, which shows the product. Now we must remark that the unit on the product line is always ten times greater than the unit 1 at the left of the slide: and since in the example this unit was 10, it follows that the 3 on *A* will stand for 300, and each of the smaller divisions for 10; hence the product as shown by the scale is nearly 340, and by judging by the eye, we write it 336.

2. What is the product of 36 by 22?

Move the slide till 1 on *B* stands at 22 on *A*; then pass along on *B* to the 6th line between 3 and 4: the figures on *A* will then stand for hundreds, and the product will be pointed out a little to the right of the 9th line, between 7 and 8; or it will be 792.

3. A board is 16 feet 9 inches long, and 15 inches, or 1 foot and 3 inches wide: how many square feet does it contain?

First, 16 feet and 9 inches = 16.75 feet;

and 15 inches = 1.25 feet:

Place 1 on *B* at the line corresponding to 16, between 12 and 2 on *A*, and then move over three-fourths of the distance to the next long line to the right. Then looking along on *A*, one quarter of the distance between 1 and 2, we find the area of the board to be 21 feet, which is correct, very nearly.

4. The length of a board is 15 feet 8 inches, and the breadth 1 foot 6 inches: what is the superficial content?

15 feet 8 inches = 15.7 nearly.

1 foot 6 inches = 1.5 feet.

Then, place 1 on *B* at 15.7 on *A*, and 1 and a half on *B* will mark 23 and a half feet on *A*, which is the area very nearly.

11. Explain the manner in which the girt-line is numbered.

Below the slide, and on the same side with the scales already described, is a row of divisions marked GIRT-LINE, and numbered from 4 to 40. This line is also designated on the scale by the letter *D*. The object of this girt-line, which is to be used in conjunction with the sliding scale, is to find the solid content of timber.

12. What is the quarter-girt, and how do you find it?

The *quarter-girt*, as it is called in the language of mechanics, is one quarter the circumference of a stick of timber at its middle point. The quarter-girt, in squared timber, is found by taking a mean between the breadth and thickness.

Thus, if the breadth at the middle point is 4 feet 6 inches, and the thickness 3 feet 4 inches, we have

$$\begin{array}{r}
 \text{ft. in.} \\
 4 \quad 6 \text{ breadth} \\
 3 \quad 4 \text{ depth} \\
 \hline
 2)7 \quad 10 \\
 \hline
 3 \quad 11 \text{ quarter-girt.}
 \end{array}$$

and hence the quarter-girt is 3 feet 11 inches.

13. When a stick of timber tapers regularly, how do you find the quarter-girt?

If a stick of timber tapers regularly from one end to the other, the breadth and depth at the middle point may be found by taking the mean of the breadth and depth at the ends.

Thus, if the breadths at the ends are 1 foot 6 inches, and 1 foot 3 inches, the mean breadth will be 1 foot $4\frac{1}{2}$ inches. And, if the depths at the ends are 1 foot 3 inches,

and 1 foot, the mean depth or thickness will be 1 foot $1\frac{1}{2}$ inches; and the quarter-girt will be 1 foot 3 inches.

14. *How do you find, by the sliding rule, the solid content of a stick of timber, when the length and quarter-girt are known?*

1st. Reduce the length of the timber to feet and decimals of a foot, and the quarter-girt to inches.

2d. Note on scale *C* the number which expresses the length, and move the slide until this number falls at 12 on the girt-line.

3d. Pass along on the girt-line till you find the number which expresses the quarter-girt in inches, and the division which it marks on *C* will show the content of the timber in cubic feet.

EXAMPLES.

1. A piece of square timber is 3 feet 9 inches broad, 2 feet 7 inches thick, and 20 feet long: how many solid feet does it contain?

$$\begin{array}{r} \textit{ft. in.} \\ 3 \ 9 \\ 2 \ 7 \\ \hline 2)6 \ 4 \end{array}$$

$$\underline{3 \ 2} \text{ quarter-girt} = 38 \text{ inches.}$$

Now, move the slide until 20 on *C* falls at 12 on the girt-line. If we take 1 on *C* at the left for 10, 2 will represent 20, which is placed opposite 12 on *D*. Then passing along the girt-line to division 38, we find the content on *C* to be a little over 200, say $200\frac{1}{2}$.

2. The length of a piece of timber is 18 feet 6 inches, the breadths at the greater and less ends are 1 foot 6 inches, and 1 foot 3 inches; and the thickness at the

greater and less end, 1 foot 3 inches and 1 foot: what is the solid content?

Here, the mean breadth is 1 foot $4\frac{1}{2}$ inches, the mean thickness 1 foot $1\frac{1}{2}$ inches, and the quarter-girt 1 foot 3 inches, or 15 inches.

Therefore, place 18.5 on *C*, at 12 on *D*, and pass along the girt-line to 15; the number on *C*, which is a little more than 28 and a half, will express the solid content.

TABLE FOR BOARD MEASURE.

15. *Explain the table rule for finding the content of boards.*

Besides the carpenter's rule with a slide, which we have just described, there is another folding rule without a slide, and on the face of which is a table to show the content of a board from 1 to 20 feet in length, and from 6 to 20 inches in width.

The upper line of the table shows the length of the board in feet, and the column at the left shows the width of the board in inches, from 6 to 20. For convenience, however, the table is often divided into two parts, which are placed by the side of each other.

EXAMPLES.

1. If your board is 6 inches wide, and 14 feet long, cast your eye along the top line till you come to 14; directly under you will find 7, which shows that the board contains 7 square feet.

2. If your board is 10 inches wide, and 16 feet long, cast your eye along the top line till you come to 16; then pass along down till you come to the line of 10: the number thus found is 13-4, which shows that the board contains 13 and 4 twelfths square feet.

The right-hand side of the table begins at 13 inches on the left-hand column.

3. What is the content of a board which is 13 feet long, and 19 inches wide?

Look along the upper line to 13; then descend to the line 19, where you will find the number 20-7, which shows that the board contains 20 and 7 twelfths square feet.

4. If your board is 17 inches wide, and 14 feet long, you will look under 14 till you come on to the line 17, where you will find the number 19-10; which shows that the board contains 19 and 10 twelfths square feet.

5. If you have a board 24 feet long, and 20 inches wide, first take the area for 20 feet in length, and then for 4 feet. Thus,

$$\begin{array}{r}
 \text{for 20 feet by 20 inches,} \quad 33 \ 4 \\
 \text{for 4 feet by 20 inches,} \quad \quad 6 \ 8 \\
 \hline
 \text{their sum gives} \quad \quad \quad 40 \ 0 \text{ square feet.}
 \end{array}$$

NOTE.—Add as above for any different lengths or widths.

If your stuff is $1\frac{1}{2}$ inches thick, add half to it.

If 2 inches thick, you must double it.

The table on the four-fold Rule is not divided.

BOARD MEASURE.

16. *Explain the board measure, and the manner of using it.*

This is a measure two feet in length, of an octagonal form, that is, having eight faces.

On the line running round the measure, at the centre, we find the faces of the measure marked, in succession, by the figures 8, 9, 10, 11, 12, 13, 14, and 15; and we shall designate each face by the figure which thus marks it. We will likewise observe, that figures corresponding

to these, are also sometimes placed at one end of the measure.

Now, these figures at the centre of the measure correspond to the length of the board to be measured. Thus, if the board were 13 feet in length, place the thumb on the line 13 at the centre, and then apply the measure across the board, and the number on the face 13, which the width of the board marks, will express the number of square feet in the board. Thus, if the width of the board extended from 1 to 15, the board would contain 15 square feet.

If the board to be measured was 14 feet long, its content would be measured on face 14. If the board were 18 feet long, measure its width on face 8, and also on face 10, and take the sum for the true content of the board.

The Measures described above, are made by Jones & Co., of Hartford, Ct.

SECTION II.

OF TIMBER MEASURE.

1. *What methods have already been explained?*

The methods of finding both the superficial content of boards and the solid content of timber, by rules and scales, have already been given. We shall now give the more accurate methods by means of figures.

2. *How do you find the area of a board, or plank?*

Multiply the length by the breadth, and the product will be the content required.

3. *How do you find it when the board tapers?*

If the board is tapering, add the breadths of the two ends together, and take half the sum for a mean breadth, and multiply the result by the length.

4. *How may the examples be done?*

The examples may either be done by cross multiplication, or the inches may be reduced to the decimals of a foot, and the numbers then multiplied together.

EXAMPLES.

1. What is the area of a board whose length is 8 feet 6 inches, and breadth 1 foot 3 inches?

By cross multiplication.

$$\begin{array}{r}
 \text{ft. in.} \\
 8 \ 6 \\
 1 \ 3 \\
 \hline
 8 \ 6' \\
 2 \ 1 \ 6'' \\
 \hline
 10 \ 7' \ 6'' \text{ content.}
 \end{array}$$

By decimals.

$$\begin{array}{r}
 \text{ft. in.} \\
 8 \ 6 = 8.5 \text{ ft.} \\
 1 \ 3' = 1.25' \\
 \hline
 \text{Product} = \underline{10.625} \text{ sq. ft.}
 \end{array}$$

2. What is the content of a board 12 feet 6 inches long, and 2 feet 3 inches broad?

Ans. 28 ft. 1' 6'', or 28.125 sq. ft.

3. How many square feet in a board whose breadth at one end is 15 inches, at the other 17 inches, the length of the board being 6 feet?

Ans. 8.

4. How many square feet in a plank whose length is 20 feet, and mean breadth 3 feet 3 inches?

Ans. 65.

5. What is the value of a plank whose breadth at one end is 2 feet, and at the other 4 feet, the length of the plank being 12 feet, and the value per square foot 10 cents?

Ans. \$3.60

5 *Having given one dimension of a plank or board, how do you find the other dimension such, that the plank shall contain a given area?*

Divide the given area by the given dimension, and the quotient will be the other dimension.

EXAMPLES.

1. The length of a board is 16 feet; what must be its width that it may contain 12 square feet?

$$16 \text{ feet} = 192 \text{ inches}$$

$$12 \text{ square feet} = 144 \times 12 = 1728 \text{ square inches.}$$

Then, $1728 \div 192 = 9$ inches, the width of the board.

2. If a board is 6 inches broad, what length must be cut from it to make a square foot?

Ans. 2 ft.

3. If a board is 8 inches wide, what length of it will make 4 square feet?

Ans. 6 ft.

4. A board is 5 feet 3 inches long; what width will make 7 square feet?

Ans. 1 ft. 4 in.

5. What is the content of a board whose length is 5 feet 7 inches, and breadth 1 foot 10 inches?

Ans. 10 ft. 2' 10''.

6. *How do you find the solid content of squared or four-sided timber which does not taper?*

Multiply the breadth by the depth, and then multiply the product by the length: the result will be the solid content.

EXAMPLES.

1. A squared piece of timber is 15 inches broad, 15 inches deep, and 18 feet long: how many solid feet does it contain?

Ans. 28.125.

2. What is the solid content of a piece of timber whose breadth is 16 inches, depth 12 inches, and length 12 feet?

Ans. 16 ft.

3. The length of a piece of timber is 24.5 feet; its ends are equal squares, whose sides are each 1.04 feet: what is the solidity?

Ans. 26.4992 solid ft.

7. How do you find the solidity of a squared piece of timber which tapers regularly?

1st. Add together the breadths at the two ends, and also the depths..

2d. Multiply these sums together, and to the result add the products of the depth and breadth at each end.

3d. Multiply the last result by the length, and take one sixth of the product, which will be the solidity.

EXAMPLES.

1. How many cubic feet in a piece of timber whose ends are rectangles, the length and breadth of the larger being 14 inches and 12 inches; and of the smaller, 6 and 4 inches, the length of the piece being $30\frac{1}{2}$ feet?

$$\begin{array}{r} 14 \\ 6 \\ \hline 20 \end{array} \quad \begin{array}{r} 12 \\ 4 \\ \hline 16 \end{array} \quad \begin{array}{l} 16 \times 20 = 320 \\ 14 \times 12 = 168 \\ 6 \times 4 = 24 \\ \hline 512 \end{array} \text{ square inches.}$$

$$14 \times 12 = 168$$

$$6 \times 4 = 24$$

512 square inches.

But, 512 square inches = $\frac{32}{9}$ square feet.

Then, $\frac{32}{9} \times 30\frac{1}{2} \times \frac{1}{6} = 18\frac{2}{7}$ solid feet.

2. How many solid inches in a mahogany log, the depth and breadth at one end being $81\frac{1}{2}$ inches and 55 inches, and of the other 41 and $29\frac{1}{2}$ inches, the length of the log being $47\frac{1}{4}$ inches?

Ans. 126340.59375.

3. How many cubic feet in a stick of timber whose larger end is 25 feet by 20, the smaller 15 feet by 10, and the length 12 feet?

Ans. 3700.

4. What is the number of cubic feet in a stick of hewn timber, whose ends are 30 inches by 27 and 24 inches by 18, the length being 24 feet?

Ans. 102.

5. The length of a piece of timber is 20.38 feet, and the ends are unequal squares: the side of the greater is $19\frac{1}{8}$ inches, and of the less $9\frac{7}{8}$ inches: what is the solid content?

Ans. 30.763 cubic ft.

6. The length of a piece of timber is 27.36 feet: at the greater end, the breadth is 1.78 feet and the thickness 1.23 feet; and at the less end, the breadth is 1.04 feet and the thickness 0.91 feet: what is its solidity?

Ans. 41.8179 cubic ft.

8. *How do you do when the timber does not taper regularly?*

If the timber does not taper regularly, measure parts of the stick, the same as if it had a regular taper, and take the sum of the parts for the entire solidity.

9. *Knowing the area of the end of a square piece of timber which does not taper, how do you find the length which must be cut off in order to obtain a given solidity?*

1st. Reduce the given solidity to cubic inches.

2d. Divide the number of cubic inches by the area of the end expressed in inches, and the quotient will be the length in inches.

EXAMPLES.

1. A piece of timber is 10 inches square: how much must be cut off to make a solid foot?

$$10 \times 10 = 100 \text{ square inches.}$$

$$\text{Then, } 1728 \div 100 = 17.28 \text{ inches.}$$

2. A piece of timber is 20 inches broad and 10 inches deep: how much in length will make a solid foot?

$$\text{Ans. } 8\frac{1}{2} \text{ in.}$$

3. A piece of timber is 9 inches broad and 6 inches deep: how much in length will make 3 solid feet?

$$\text{Ans. } 8 \text{ ft.}$$

10. *How do you find the solidity of round or unsquared timber?*

1st. Take the girt or circumference, and then divide it by 5.

2d. Multiply the square of one-fifth of the girt by twice the length, and the product will be the solidity very nearly.

EXAMPLES.

1. A piece of round timber is $9\frac{3}{4}$ feet in length, and the girt is 13 feet: what is its solidity?

First, $13 \div 5 = 2.6$ the fifth of the girt.

Also, $\overline{2.6}^2 = 6.76$; and $9.75 \times 2 = 19.50$.

Again, $6.76 \times 19.5 = 131.82$ cubic feet, which is the required solidity.

2. The length of a tree is 24 feet, and the girt throughout 8 feet: what is the content?

$$\text{Ans. } 122.88 \text{ cubic ft.}$$

3. Required the content of a piece of timber, its length being 9 feet 6 inches, and girt 14 feet.

$$\text{Ans. } 148.96 \text{ cubic ft.}$$

11. How do you do when the timber tapers?

Gird the timber at as many points as may be necessary, and divide the sum of the girts by their number for the mean girt, of which take one-fifth, and proceed as before.

4. If a tree, girt 14 feet at the thicker end and 2 feet at the smaller end, be 24 feet in length, how many solid feet will it contain?

Ans. 122.88.

5. A tree girts at five different places as follows: in the first 9.43 feet; in the second 7.92 feet; in the third 6.15 feet; in the fourth 4.74 feet; and in the fifth 3.16 feet: now, if the length of the tree be 17.25 feet, what is its solidity?

Ans. 54.42499 cubic ft.

OF LOGS FOR SAWING.

12. What is often necessary for lumber merchants?

It is often necessary for lumber merchants to ascertain the number of feet of boards which can be cut from a given log; or, in other words, to find how many logs will be necessary to make a given amount of boards.

13. What is a standard board?

A standard board is one which is 12 inches wide, 1 inch thick, and 12 feet long: hence, a standard board is 1 inch thick and contains 12 square feet.

14. What is a standard saw-log?

A standard log is 12 feet long and 24 inches in diameter.

15. *How will you find the number of feet of boards which can be sawed from a standard log?*

If we saw off, say 2 inches, from each side, the log will be reduced to a square 20 inches on a side. Now, since a standard board is one inch in thickness, and since the saw cuts about one quarter of an inch each time it goes through, it follows that one-fourth of the log will be consumed by the saw. Hence we shall have

$$20 \times \frac{3}{4} = \text{the number of boards cut from the log.}$$

Now, if the width of a board in inches be divided by 12, and the quotient be multiplied by the length in feet, the product will be the number of square feet in the board.

Hence, $\frac{20}{12} \times \text{length of the log in feet} = \text{the square feet in each board.}$ Therefore,

$20 \times \frac{3}{4} \times \frac{20}{12} \times \text{length of log} = \text{the square feet in all the boards,}$

$= 20 \times 10 \times \frac{3}{4} \times \frac{2}{12} \times \text{length of log} = 20 \times 10 \times \frac{1}{8} \times \text{length;}$ and the same may be shown for a log of any length.

16. *What then is the rule for finding the number of feet of boards which can be cut from any log whatever?*

From the diameter of the log, in inches, subtract 4 for the slabs. Then multiply the remainder by half itself and the product by the length of the log, in feet, and divide the result by 8: the quotient will be the number of square feet

EXAMPLES.

1. What is the number of feet of boards which can be cut from a standard log?

Diameter	24 inches
for slabs	<u>4</u>
remainder	<u>20</u>
half remainder	<u>10</u>
	<u>200</u>
length of log	<u>12</u>
	8)2400

300 = the number of feet.

2. How many feet can be cut from a log 12 inches in diameter and 12 feet long?

Ans. 48.

3. How many feet can be cut from a log 20 inches in diameter and 16 feet long?

Ans. 256.

4. How many feet can be cut from a log 24 inches in diameter and 16 feet long?

Ans. 400.

5. How many feet can be cut from a log 28 inches in diameter and 14 feet long?

Ans. 504.

SECTION III.

BRICKLAYERS' WORK.

1. *In how many ways is artificers' work computed?*

Artificers' work, in general, is computed by three different measures, viz.:

1st. The linear measure, or, as it is called by mechanics, running measure.

2d. Superficial or square measure, in which the computation is made by the square foot, square yard, or by the square containing 100 square feet, or yards.

3d. By the cubic or solid measure, when it is estimated by the cubic foot, or the cubic yard. The work, however, is often estimated in square measure, and the materials for construction in cubic measure.

2. *What proportion do the dimensions of a brick bear to each other?*

The dimensions of a brick generally bear the following proportions to each other, viz.:

Length = twice the width, and

Width = twice the thickness, and

hence, the length is equal to four times the thickness.

3. *What are the common dimensions of a brick? How many cubic inches does it contain?*

The common length of a brick is 8 inches, in which case the width is 4 inches, and the thickness 2 inches. A brick of this size contains

$8 \times 4 \times 2 = 64$ cubic inches; and since a cubic foot contains 1728 cubic inches, we have

$1728 \div 64 = 27$ the number of bricks in a cubic foot.

4. *If a brick is 9 inches long, what will be its width and what its content?*

If the brick is 9 inches long, then the width is $4\frac{1}{2}$ inches, and the thickness $2\frac{1}{4}$; and then each brick will contain

$9 \times 4\frac{1}{2} \times 2\frac{1}{4} = 91\frac{1}{8}$ cubic inches in each brick; and

$1728 \div 91\frac{1}{8} = 19$ nearly, the number of bricks in a cubic foot. In the examples which follow, we shall suppose the brick to be 8 inches long.

5. *How do you find the number of bricks required to build a wall of given dimensions?*

1st. Find the content of the wall in cubic feet.

2d. Multiply the number of cubic feet by the number of bricks in a cubic foot, and the result will be the number of bricks required.

EXAMPLES.

1. How many bricks, of 8 inches in length, will be required to build a wall 30 feet long, a brick and a half thick, and 15 feet in height?

Ans. 12150.

2. How many bricks, of the usual size, will be required to build a wall 50 feet long, 2 bricks thick, and 36 feet in height?

Ans. 64800.

6. *What allowance is made for the thickness of the mortar?*

The thickness of mortar between the courses is nearly a quarter of an inch, so that four courses will give nearly 1 inch in height. The mortar, therefore, adds nearly one-eighth to the height; but as one-eighth is rather too large an allowance, we need not consider the mortar which goes to increase the length of the wall.

3. How many bricks would be required in the first and second examples, if we make the proper allowance for mortar?

Ans. $\left\{ \begin{array}{l} \text{1st. } 10631\frac{1}{4}. \\ \text{2d. } 56700. \end{array} \right.$

7. *How do bricklayers generally estimate their work?*

Bricklayers generally estimate their work at so much per thousand bricks. To find the value of things estimated by the thousand, see Arithmetic, page 192.

4. What is the cost of a wall 60 feet long, 20 feet high, and two and a half bricks thick, at \$7.50 per thousand, which price we suppose to include the cost of the mortar?

If we suppose the mortar to occupy a space equal to one-eighth the height of the wall, we must find the quantity of bricks under the supposition that the wall was $17\frac{1}{2}$ feet in height.

Ans. \$354.37 $\frac{1}{2}$.

8. *In estimating the bricks for a house, what allowances are made?*

In estimating the bricks for a house, allowance must be made for the windows and doors.

OF CISTERNS.

9. *What are cisterns?*

Cisterns are large reservoirs constructed to hold water, and to be permanent, should be made either of brick or masonry.

It frequently occurs that they are to be so constructed as to hold given quantities of water, and it then becomes a useful and practical problem to calculate their exact dimensions.

10. *How many cubic inches in a hogshead?*

It was remarked in Arithmetic, page 104, that a hogshead contains 63 gallons, and that a gallon contains 231 cubic inches. Hence, $231 \times 63 = 14553$, the number of cubic inches in a hogshead.

11. *How do you find the number of hogsheads which a cistern of given dimensions will contain?*

1st. Find the solid content of the cistern in cubic inches.

2d. Divide the content so found by 14553, and the quotient will be the number of hogsheads.

EXAMPLE.

The diameter of a cistern is 6 feet 6 inches, and height 10 feet: how many hogsheads does it contain?

The dimensions reduced to inches are 78 and 120. To find the solid content, see page 162. Then, the content in cubic inches, which is 573404.832, gives

$$573404.832 \div 14553 = 39.40 \text{ hogsheads, nearly.}$$

12. *If the height of a cistern be given, how do you find the diameter, so that the cistern shall contain a given number of hogsheads?*

1st. Reduce the height of the cistern to inches, and the content to cubic inches.

2d. Multiply the height by the decimal .7854.

3d. Divide the content by the last result, and extract the square root of the quotient, which will be the diameter of the cistern in inches.

EXAMPLE.

The height of a cistern is 10 feet: what must be its diameter, that it may contain 40 hogsheads?

Ans. 78.6 in. nearly.

13. *If the diameter of a cistern be given, how do you find the height, so that the cistern shall contain a given number of hogsheads?*

1st. Reduce the content to cubic inches.

2d. Reduce the diameter to inches, and then multiply its square by the decimal .7854.

3d. Divide the content by the last result, and the quotient will be the height in inches.

EXAMPLE.

The diameter of a cistern is 8 feet: what must be its height that it may contain 150 hogsheads?

Ans. 25 ft. 1 in. nearly.

SECTION IV.

MASONS' WORK.

1. *What belongs to MASONRY, and what measures are used?*

All sorts of stone work. The measure made use of is either superficial or solid.

Walls, columns, blocks of stone or marble, are measured by the cubic foot; and pavements, slabs, chimney-pieces, &c., are measured by the square or superficial foot. Cubic or solid measure is always used for the materials, and the square measure is sometimes used for the workmanship.

EXAMPLES.

1. Required the solid content of a wall 53 feet 6 inches long, 12 feet 3 inches high, and 2 feet thick.

Ans. 1310 $\frac{3}{4}$ ft.

2. What is the solid content of a wall, the length of which is 24 feet 3 inches, height 10 feet 9 inches, and thickness 2 feet?

Ans. 521.375 ft.

3. In a chimney-piece we find the following dimensions:

Length of the mantel and slab, 4 feet 2 inches.

Breadth of both together, 3 " 2 "

Length of each jamb, 4 " 4 "

Breadth of both, 1 " 9 "

Required the superficial content.

Ans. 21 ft. 10'.

SECTION V.

CARPENTERS' AND JOINERS' WORK.

1. *In what does carpenters' and joiners' work consist?*

Carpenters' and joiners' work is that of flooring, roofing &c. and is generally measured by the square of 100 square feet.

2. *When is a roof said to have a true pitch?*

In carpentry, a roof is said to have a *true pitch* when the length of the rafters is three-fourths the breadth of the building. The rafters then are nearly at right angles. It is therefore customary to take once and a half times the area of the flat of the building for the area of the roof.

EXAMPLES.

1. How many squares, of 100 square feet each, in a floor 48 feet 6 inches long, and 24 feet 3 inches broad?

Ans. 11 and $76\frac{1}{8}$ sq. ft.

2. A floor is 36 feet 3 inches long, and 16 feet 6 inches broad: how many squares does it contain?

Ans. 5 and $98\frac{1}{8}$ sq. ft.

3. How many squares are there in a partition 91 feet 9 inches long, and 11 feet 3 inches high?

Ans. 10 and 32 sq. ft.

4. If a house measure within the walls 52 feet 8 inches in length, and 30 feet 6 inches in breadth, and the roof be of the true pitch, what will the roofing cost at \$1.40 per square?

Ans. \$33.733.

OF BINS FOR GRAIN.

3. *What is a bin?*

It is a wooden box used by farmers for the storage of their grain.

4. *Of what form are bins generally made?*

Their bottoms or bases are generally rectangles, and horizontal, and their sides vertical.

5. *How many cubic feet are there in a bushel?*

Since a bushel contains 2150.4 cubic inches, (see Arithmetic, page 106,) and a cubic foot 1728 inches, it follows that a bushel contains one and a quarter cubic feet, nearly.

6. *Having any number of bushels, how then will you find the corresponding number of cubic feet?*

Increase the number of bushels one-fourth itself, and the result will be the number of cubic feet.

EXAMPLES.

1. A bin contains 372 bushels; how many cubic feet does it contain?

$372 \div 4 = 93$; hence, $372 + 93 = 465$ cubic feet.

2. In a bin containing 400 bushels, how many cubic feet? Ans. 500.

7. *How will you find the number of bushels which a bin of a given size will hold?*

Find the content of the bin in cubic feet; then diminish the content by one-fifth, and, the result will be the content in bushels.

3. A bin is 8 feet long, 4 feet wide, and 5 feet high; how many bushels will it hold?

$$8 \times 4 \times 5 = 160$$

then, $160 \div 5 = 32$: $160 - 32 = 128$ bushels = capacity of bin.

4. How many bushels will a bin contain which is 7 feet long 3 feet wide, and 6 feet in height?

Ans. 100.8 bush.

8. How will you find the dimensions of a bin which shall contain a given number of bushels?

Increase the number of bushels one-fourth itself, and the result will show the number of cubic feet which the bin will contain. Then, when two dimensions of the bin are known, divide the last result by their product, and the quotient will be the other dimension.

5. What must be the height of a bin that will contain 600 bushels, its length being 8 feet and breadth 4?

$600 \div 4 = 150$; hence, $600 + 150 = 750 =$ the cubic feet, and $8 \times 4 = 32$, the product of the given dimensions. Then, $750 \div 32 = 23.44$ feet, the height of the bin.

6. What must be the width of a bin that shall contain 900 bushels, the height being 12 and the length 10 feet?

$900 \div 4 = 225$; hence, $900 + 225 = 1125 =$ the cubic feet; and $12 \times 10 = 120$, the product of the given dimensions. Then, $1125 \div 120 = 9.375$ feet, the width of the bin.

7. The length of a bin is 4 feet, its breadth 5 feet 6 inches: what must be its height that it may contain 136 bushels?

Ans. 7 ft. 8-in. +

8. The depth of a bin is 6 feet 2 inches, the breadth 4 feet 8 inches: what must be the length that it may contain 200 bushels?

Ans. 104 in. +

SECTION VI.

SLATERS' AND TILERS' WORK.

1. *How is the content of a roof found?*

In this work, the content of the roof is found by multiplying the length of the ridge by the girt from eaves to eaves. Allowances, however, must be made for the double rows of slate at the bottom.

EXAMPLES.

1. The length of a slated roof is 45 feet 9 inches, and its girt 34 feet 3 inches: what is its content?

Ans. 1566.9375 sq. ft.

2. What will the tiling of a barn cost, at \$3.40 per square of 100 feet, the length being 43 feet 10 inches, and breadth 27 feet 5 inches, on the flat, the eave-board projecting 16 inches on each side, and the roof being of the true pitch?

Ans. \$65.26.

SECTION VII.

PLASTERERS' WORK.

1. *How many kinds of plasterers' work are there, and how are they measured?*

Plasterers' work is of two kinds, viz.: ceiling, which is plastering on laths; and rendering, which is plastering on walls. These are measured separately.

The contents are estimated either by the square foot, the square yard, or by the square of 100 feet.

Inriched mouldings, &c., are rated by the running or lineal measure.

In estimating plastering, deductions are made for chimneys, doors, windows, &c.

EXAMPLES.

1. How many square yards are contained in a ceiling 43 feet 3 inches long, and 25 feet 6 inches broad?

Ans. $122\frac{1}{2}$ nearly

2. What is the cost of ceiling a room 21 feet 8 inches, by 14 feet 10 inches, at 18 cents per square yard?

Ans. \$6.42 $\frac{1}{2}$.

3. The length of a room is 14 feet 5 inches, breadth 13 feet 2 inches, and height to the under side of the cornice 9 feet 3 inches. The cornice girts 8 $\frac{1}{2}$ inches, and projects 5 inches from the wall on the upper part next the ceiling, deducting only for one door 7 feet by 4: what will be the amount of the plastering?

Ans. $\left\{ \begin{array}{l} 53 \text{ yds. } 5 \text{ ft. } 3' \text{ } 6'' \text{ of rendering.} \\ 18 \text{ yds. } 5 \text{ ft. } 6' \text{ } 4'' \text{ of ceiling.} \\ 37 \text{ ft. } 10' \text{ } 9'' \text{ of cornice.} \end{array} \right.$

How is the area of the cornice found in the above examples?

The mean length of the cornice, both in the length and breadth of the house, is found by taking the middle line of the cornice. Now, since the cornice projects 5 inches at the ceiling, it will project 2 $\frac{1}{2}$ inches at the middle line; and therefore, the length of the middle line along the length of the room will be 14 feet, and across the room, 12 feet 9 inches. Then multiply the double of each of these numbers by the girth, which is 8 $\frac{1}{2}$ inches, and the sum of the products will be the area of the cornice.

SECTION VIII.

PAINTERS' WORK.

How is painters' work computed, and what allowances are made?

Painters' work is computed in square yards. Every part is measured where the color lies, and the measuring line is carried into all the mouldings and cornices.

Windows are generally done at so much a piece. It is usual to allow double measure for carved mouldings, &c.

EXAMPLES.

1. How many yards of painting in a room which is 65 feet 6 inches in perimeter, and 12 feet 4 inches in height?

Ans. $89\frac{1}{4}$ sq. yds.

2. The length of a room is 20 feet, its breadth 14 feet 6 inches, and height 10 feet 4 inches: how many yards of painting are in it, deducting a fire-place of 4 feet by 4 feet 4 inches, and two windows, each 6 feet by 3 feet 2 inches?

Ans. $73\frac{2}{7}$ sq. yds.

SECTION IX.

PAVERS' WORK.

How is pavers' work estimated?

Pavers' work is done by the square yard, and the content is found by multiplying the length and breadth together.

EXAMPLES.

1. What is the cost of paving a side-walk, the length

of which is 35 feet 4 inches, and breadth 8 feet 3 inches, at 54 cents per square yard?

Ans. \$17.48 9.

2. What will be the cost of paving a rectangular courtyard, whose length is 63 feet, and breadth 45 feet, at 2s. 6d. per square yard; there being, however, a walk running lengthwise 5 feet 3 inches broad, which is to be flagged with stone costing 3 shillings per square yard?

Ans. £40 5s. 10½d.

SECTION X.

PLUMBERS' WORK.

1. Plumbers' work is rated at so much a pound, or else by the hundred weight. Sheet lead, used for gutters, &c., weighs from 6 to 12 lbs. per square foot. Leaden pipes vary in weight according to the diameter of their bore and thickness.

The following table shows the weight of a square foot of sheet lead, according to its thickness; and the common weight of a yard of leaden pipe, according to the diameter of the bore.

Thickness of lead.	Pounds to a square foot.	Bore of leaden pipes.	Pounds per yard.
Inch. $\frac{1}{10}$	5.899	Inch. $0\frac{3}{4}$	10
$\frac{1}{9}$	6.554	1	12
$\frac{1}{8}$	7.373	$1\frac{1}{4}$	16
$\frac{1}{7}$	8.427	$1\frac{1}{2}$	18
$\frac{1}{6}$	9.831	$1\frac{3}{4}$	21
$\frac{1}{5}$	11.797	2	24

EXAMPLES.

1. What weight of lead of $\frac{1}{16}$ of an inch in thickness, will cover a flat 15 feet 6 inches long, and 10 feet 3 inches broad, estimating the weight at 6 lbs. per square foot?

Ans. 8 cwt. 2 qr. $1\frac{1}{4}$ lb.

2. What will be the cost of 130 yards of leaden pipe of an inch and a half bore, at 8 cents per pound, supposing each yard to weigh 18 lbs.?

Ans. \$187.20.

3. The lead used for a gutter is 12 feet 5 inches long and 1 foot 3 inches broad: what is its weight, supposing it to be $\frac{1}{8}$ of an inch in thickness?

Ans. 101 lbs. 12 oz. 13.6 dr.

4. What is the weight of 96 yards of leaden pipe, of an inch and a quarter bore?

Ans. 13 cwt. 2 qr. 24 lbs.

5. What will be the cost of a sheet of lead 16 feet 6 inches long and 10 feet 4 inches broad, at 5 cent's per pound; the lead being $\frac{1}{8}$ of an inch in thickness?

Ans. \$83.81.

BOOK VII.

INTRODUCTION TO MECHANICS.

SECTION I.

OF MATTER AND BODIES.

1. *What is matter?*

MATTER is a general name for every thing which has substance, and is always capable of being increased or diminished. Whatever we can touch, taste, smell, or see, is matter.

2. *What is a body?*

A BODY is any portion of matter.

3. *What is space? How many dimensions has it?*

SPACE is mere extension, in which all bodies are situated. Thus, when a body has a certain place, it is said to occupy that portion of space which it fills. Space has three dimensions—length, breadth, and thickness.

4. *What are the properties common to all bodies?*

The properties which belong to all bodies are: *impenetrability, extension, figure, divisibility, inertia, and attraction.*

5. *What is impenetrability?*

IMPENETRABILITY is the property, in virtue of which a

body must fill a certain space, and which no other body can occupy at the same time. Thus, if you fill a vessel full of water, and then plunge in your hand, or a stick, some of the water will be forced over the top of the vessel. Your hand or the stick removes the water, and does not occupy the space until after the water is displaced.

6. *What is extension?*

Since a body occupies space, it must, like any portion of space, have the dimensions of length, breadth, and thickness. These are called the *dimensions of extension*, and vary in different bodies. The length, breadth, and depth of a house are very different from those of an inkstand.

7. *How are length and breadth measured? How do you measure height and depth?*

Length and breadth are generally measured in a horizontal direction. Height and depth are the same dimension: height is measured upward, and depth downward. Thus, we say a mountain is 400 feet high, and a river 50 feet deep.

8. *What is figure?*

FIGURE is merely the limit of extension. Figure is also called *form* or *shape*.

9. *When is a body said to be regular? when irregular?*

If all the parts of a body are arranged in the same way, about a line or a centre, the body is said to be *regular* or *symmetrical*; and when the parts are not so arranged, the body is said to be *irregular*. Nature has given regular forms to nearly all her productions.

10. *What is divisibility?*

DIVISIBILITY denotes the susceptibility of matter to be

continually divided. That is, a portion of matter may be divided, and each part again divided, and each of the parts divided again, and so on, continually, without ever arriving at a portion which will be absolutely nothing.

Suppose, for instance, you take a portion of matter, say one pound or one ounce, and divide it into two equal parts, and then divide each part again into two equal parts, and so on continually. Now, all the parts will continually grow smaller and smaller, but no one of them will ever become equal to nothing, since the half of a thing must always have some value.

11. *What is inertia?*

INERTIA is the resistance which matter makes to a change of state. Bodies are not only incapable of changing their actual state, whether it be that of motion or rest, but they seem endowed with the power of resisting such a change. This property is called *inertia*.

12. *If a body is at rest, will it remain so? If in motion, will it continue so?*

If a body is at rest it will remain so, unless something be applied from without to move it; and if it be moving, it will continue to move, unless something stops it.

13. *What are atoms?*

The smallest parts into which we can suppose a body divided, are called *particles* or *atoms*.

14. *Do these atoms adhere to each other?*

They do, and form masses or bodies.

15. *What is the force called which unites them?*

It is called the *attraction of cohesion*. Without this power solid bodies would crumble to pieces and fall to atoms.

16. *In what kind of bodies does this attraction exist?*

In all bodies, fluid as well as solid. It is the attraction of cohesion which holds a drop of water in suspension at the end of the finger, and causes it to take a spherical form.

The attraction of cohesion is stronger in some substances than in others. Those in which it is the weakest are easily broken, or the attraction is easily overcome; while those in which it is greater, are proportionably stronger.

17. *What is the difference between the attraction of cohesion and the attraction of gravitation?*

The attraction of cohesion unites the particles of matter, and these by their aggregation form masses or bodies. The *attraction of gravitation* is the force by which masses of matter tend to come together. The attraction of cohesion acts only between particles of matter which are very near each other, while the attraction of gravitation acts between bodies widely separated.

18. *Is the attraction between bodies mutual?*

The attraction between two bodies is mutual; that is, each body attracts the other just as much, and no more, than it is attracted by it. But if the bodies are left free, the smaller will move towards the larger; for, as they are urged together by *equal forces*, the smaller will obey the force faster than the larger. Thus, the earth being larger than any body near its surface, forces all bodies towards it, and they immediately fall unless the attraction of gravitation is counteracted.

It should, however, be borne in mind that every body attracts the earth just as strongly as the earth attracts the body; and the body moves towards the earth, only because the earth is larger, and therefore not as rapidly moved by their mutual attraction

19. *What is weight?*

Weight is the force which is necessary to overcome the attraction of gravitation. Thus, if we have two bodies, and one has twice as much tendency to descend towards the earth as the other, it will require just twice as much force to support it, and hence we say that it is twice as heavy.

SECTION II.

LAWS OF MOTION, AND CENTRE OF GRAVITY.

1. *What is motion?*

Motion is a change of place. Thus, a body is said to be in motion when it is continually changing its place.

2. *Can a body put in motion stop itself?*

It has been observed in Art. 11, that bodies are indifferent to rest or motion. Hence, a body cannot put itself in motion, or stop itself after it has begun to move.

3. *What is force or power?*

That which puts a body in motion, or which changes its motion after it has begun to move, is called *force* or *power*. Thus, the stroke of the hammer is the force which drives the nail, the effort of the horse the force which moves the carriage, and the attraction of gravitation the force which draws bodies to the earth.

4. *What is velocity?*

The rate at which a body moves, or the rapidity of its motion, is estimated by the space which it passes over in

a given portion of time, and this rate is called its *velocity*. Thus, if in one minute of time a body passes over 200 feet, its velocity is said to be 200 feet per minute; and if another body, in the same time, passes over 400 feet, its velocity is said to be 400 feet per minute, or double that of the first.

5. *What is uniform velocity?*

When a body moves over equal distances in equal times, its velocity is said to be *uniform*. Thus, if a body move at the rate of 30 feet a second, it has a uniform velocity, for it always passes over an equal space in an equal time.

6. *What is uniformly-accelerated velocity?*

Bodies which receive uniform accelerations of velocity, that is, equal accelerations in equal times, are said to have motions *uniformly accelerated*.

7. *How will a body fall by the attraction of gravitation?*

If a body fall freely towards the earth, by the attraction of gravitation, it will descend in a line perpendicular to its surface.

8. *How far will it fall in the first second, and how far in each succeeding second? What kind of velocity will it have?*

In the first second it will fall through 16 feet; in the second second, having the velocity already acquired, and being still acted on by the force of gravity, it will descend through 48 feet; in the third second it will descend through 80 feet; in the fourth second through 112 feet, and so on, adding to its velocity in every additional second. This is a motion uniformly accelerated, for the velocity is equally increased in each second of time.

9. *What is momentum?*

Momentum is the force with which a body in motion would strike against another body. If a body of a given weight, say 10 pounds, were moving at the rate of 30 feet per second, and another body of the same weight were to move twice as fast, the last would have double the momentum of the first.

10. *On what does the momentum of a body depend?*

When the bodies are of a given weight, the momentum will depend on the velocity. But if two unequal bodies move with the same velocity, their momentum will depend upon their weight. Hence, the momentum of a body will depend on its weight and velocity; that is, it will be equal to the weight multiplied by the velocity.

If the weight of a body be represented by 5, and its velocity by 6, its momentum will be $5 \times 6 = 30$.

If the weight of a body be represented by 8, and its velocity by 2, its momentum will be represented by

$$16 \times 2 = 32.$$

11. *What are action and reaction, and how do they compare with each other?*

When a body in motion strikes against another body, it meets with resistance. The force of the moving body is called *action*, and the resistance offered by the body struck is called *reaction*; and it is a general principle, that action and reaction are equal. Thus, if you strike a nail with a hammer, the action of the hammer against the nail is just equal to the reaction of the nail against the hammer. Also, if a body fall to the earth, by the attraction of gravitation, the action of the body when it strikes the earth is just equal to the reaction of the earth against the body.

12. *What is the centre of gravity?*

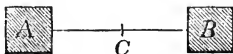
The centre of gravity is that point of a body about which all the parts will exactly balance each other. Hence, if the centre of gravity be supported, the body will not fall, for all the parts will balance each other about the centre of gravity.

13. *Is the centre of gravity changed by changing the position of a body?*

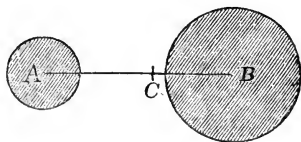
The centre of gravity of a body is not changed by changing the position of the body. Thus, if a body be suspended by a cord, attached at its centre of gravity, it will remain balanced, in every position of the body.

14. *If two equal bodies are joined by a bar, where will be the centre of gravity?*

If we have two equal bodies *A* and *B*, connected together by a bar *AB*, the centre of gravity will be at *C*, the middle point of *AB*, and about this point the bodies will exactly balance each other.

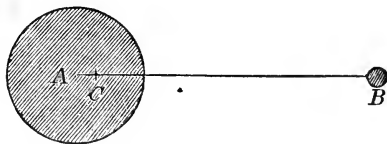
15. *If the bodies are unequal, where will it be found?*

If we have two unequal bodies *A* and *B*, the centre of gravity *C* will be nearer the larger body than the smaller, and just as much nearer as the larger body exceeds the smaller. Thus, if *B* is three times greater than *A*, then *BC* will be one-third of *AC*.



16. *If one body is very large in comparison with the other, what will take place?*

If one of the bodies is very large in comparison with the other, the centre of gravity may fall within the larger body.



Thus, the centre of gravity of the bodies *A* and *B* falls at *C*.

17. *What is the line of direction of the centre of gravity?*

The vertical line drawn through the centre of gravity, is called the *line of direction* of the centre of gravity.

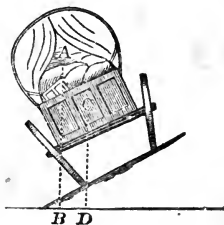
18. *If this line is supported, will the body fall?*

If the line of direction of the centre of gravity falls within the base on which the body stands, the body will be supported; but if the line falls without the base, the body will fall. Thus, if in a wine glass, the centre of gravity be at *C*, the glass will fall the moment the line *CD* falls without the base.



19. *If the line of direction of the centre of gravity falls near the base, is the body likely to fall? Give the illustration.*

Let us suppose a cart on inclined ground to be loaded with stone, so that the centre of gravity of the mass shall fall at *C*. In this position the line of direction *CD* falls within the base, and the cart will stand. But if the cart be loaded with hay, so as to bring



the centre of gravity at *A*, the line of direction *AB* will fall without the base, and the cart will be upset.

SECTION III.

OF THE MECHANICAL POWERS.

1. *How many mechanical powers are there, and what are they?*

There are six simple machines, which are called *Mechanical powers*. They are the *Lever*, the *Pulley*, the *Wheel and Axle*, the *Inclined Plane*, the *Wedge*, and the *Screw*.

2. *What four things must be considered, in order to understand the power of a machine?*

1st. The power or force which acts. This consists in the effort of men or horses, of weights, springs, steam, &c.

2d. The resistance which is to be overcome by the power. This generally is a weight to be moved.

3d. We are to consider the centre of motion, or *fulcrum*, which means a prop. The prop or fulcrum is the point about which all the parts of the machine move.

4th. We are to consider the respective velocities of the power and resistance.

3. *When is a machine said to be in equilibrium?*

A machine is said to be in equilibrium when the resistance exactly balances the power, in which case all the parts of the machine are at rest.


4. *What is a Lever?*

The lever is a straight bar of wood or metal, which moves around a fixed point called the fulcrum.


5. *How many kinds of levers are there?*

There are three kinds of levers:

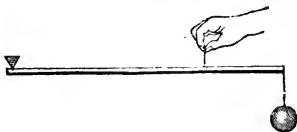
1st. When the fulcrum is between the weight and the power.



2d. When the weight is between the power and the fulcrum.



3d. When the power is between the fulcrum and the weight.

6. *What are the arms of a lever?*

The parts of the lever, from the fulcrum to the weight and power, are called the *arms* of the lever.

7. *When is an equilibrium produced in the lever?*

An equilibrium is produced in all the levers when the weight, multiplied by its distance from the fulcrum, is equal to the product of the power multiplied by its distance from the fulcrum. That is,

The weight is to the power, as the distance from the power to the fulcrum, to distance from the weight to the fulcrum.

EXAMPLES.

1. In a lever of the first kind the fulcrum is placed at the middle point: what power will be necessary to balance a weight of 40 pounds?

2. In a lever of the second kind, the weight is placed at the middle point: what power will be necessary to sustain a weight of 50 lbs.?

3. In a lever of the third kind, the power is placed at the middle point: what power will be necessary to sustain a weight of 25 lbs.?

4. A lever of the first kind is 8 feet long, and a weight of 60 lbs. is at a distance of 2 feet from the fulcrum: what power will be necessary to balance it?

Ans. 20 lbs.

5. In a lever of the first kind, that is 6 feet long, a weight of 200 lbs. is placed at 1 foot from the fulcrum: what power will balance it?

Ans. 40 lbs.

6. In a lever of the first kind, like the common steel-yard, the distance from the weight to the fulcrum is one inch: at what distance from the fulcrum must the poise of 1 lb. be placed, to balance a weight of 1 lb.? A weight of $1\frac{1}{2}$ lbs.? Of 2 lbs.? Of 4 lbs.?

7. In a lever of the third kind, the distance from the fulcrum to the power is 5 feet, and from the fulcrum to the weight 8 feet: what power is necessary to sustain a weight of 40 lbs.?

Ans. 64 lbs.

8. In a lever of the third kind, the distance from the fulcrum to the weight is 12 feet, and to the power 8 feet: what power will be necessary to sustain a weight of 100 lbs.?

Ans. 150 lbs.

8. *How are the equilibriums of levers affected by considering their weight?*

In levers of the first kind, the weight of the lever gener-

ally adds to the power, but in the second and third kinds, the weight goes to diminish the effect of the power.

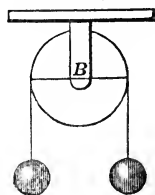
9. *What has been stated in the previous examples? What is necessary that the machine may move?*

In the previous examples, we have stated the circumstances under which the power will exactly sustain the weight. In order that the power may overcome the resistance, it must of course be somewhat increased. The lever is a very important mechanical power, being much used, and entering indeed into all the other machines. .

OF THE PULLEY.

10. *What is a pulley?*

The pulley is a wheel, having a groove cut in its circumference, for the purpose of receiving a cord which passes over it. When motion is imparted to the cord, the pulley turns around its axis, which is generally supported by being attached to a beam above.



11. *How many kinds of pulleys are there?*

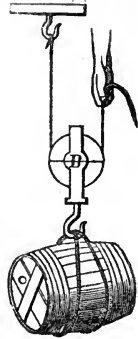
Pulleys are divided into two kinds, fixed pulleys and moveable pulleys.

12. *Does a fixed pulley increase the power?*

When the pulley is fixed, it does not increase the power which is applied to raise the weight, but merely changes the direction in which it acts.

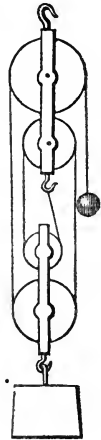
13. Does a moveable pulley give any advantage in power?

A moveable pulley gives a mechanical advantage. Thus, in the moveable pulley, the hand which sustains the cask does not actually support but one half the weight of it; the other half is supported by the hook to which the other end of the cord is attached.



14. Will an advantage be gained by several moveable pulleys? What will be lost?

If we have several moveable pulleys the advantage gained is still greater, and a very heavy weight may be raised by a small power. A longer time, however, will be required, than with a single pulley. It is indeed a general principle in machines, that *what is gained in power is lost in time*, and this is true for all machines.



15. Is there an actual loss of power? What does it arise from?

There is also an actual loss of power, viz., the resistance of the machine to motion, arising from the rubbing of the parts against each other, which is called the *friction* of the machine. This varies in the different machines, but must always be allowed for, in calculating the power

necessary to do a given work. It would be wrong, however, to suppose that the loss was equivalent to the gain, and that no advantage is derived from the mechanical powers. We are unable to augment our strength, but by the aid of science we so divide the resistance, that by a continued exertion of power we accomplish that which it would be impossible to effect by a single effort.

If in attaining this result we sacrifice time, we cannot but see that it is most advantageously exchanged for power.

16. *In the moveable pulley, what proportion exists between the power and the weight?*

It is plain that, in the moveable pulley, all the parts of the cord will be equally stretched, and hence, each cord running from pulley to pulley will bear an equal part of the weight; consequently, *the power will always be equal to the weight, divided by the number of cords which reach from pulley to pulley.*

EXAMPLES.

1. In a single immoveable pulley, what power will support a weight of 60 lbs.?

2. In a single moveable pulley, what power will support a weight of 80 lbs.?


3. In two moveable pulleys with 5 cords, (see last fig.,) what power will support a weight of 100 lbs.?

Ans. 20 lbs

WHEEL AND AXLE.

17. *Of what is the wheel and axle composed? How is the axle supported?*

This machine is composed of a wheel or crank, firmly attached to a cylindrical axle. The axle is supported at its ends by two pivots, which are of less diameter than the axle around which the rope is coiled, and which turn freely about the points of support.



18. *What is the proportion between the power and weight?*

In order to balance the weight, we must have,

The power to the weight, as the radius of the axle to the length of the crank, or radius of the wheel.

EXAMPLES.

1. What must be the length of a crank or radius of a wheel, in order that a power of 40 lbs. may balance a weight of 600 lbs., suspended from an axle of 6 inches radius?

Ans. $7\frac{1}{2}$ ft.

2. What must be the diameter of an axle, that a power of 100 lbs. applied at the circumference of a wheel of 6 feet diameter may balance 400 lbs.?

Ans. $1\frac{1}{2}$ ft.

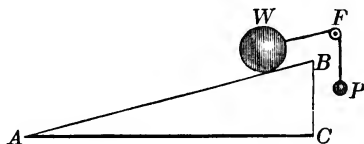
INCLINED PLANE.

19. *What is an inclined plane?*

The inclined plane is nothing more than a slope or declivity, which is used for the purpose of raising weights. It is not difficult to see that a weight can be forced up an inclined plane more easily than it can be raised in a vertical line. But in this, as in the other machines, the advantage is obtained by a partial loss of power.

20. *What proportion exists between the power and the weight, when they are in equilibrium?*

If a weight W be supported on the inclined plane ABC by a cord passing over a pulley at F , and the cord from the pulley to



the weight be parallel to the length of the plane AB , the power P will balance the weight W , when

$$P : W :: \text{height } BC : \text{length } AB.$$

It is evident that the power ought to be less than the weight, since a part of the weight is supported by the plane.

EXAMPLES.

1. The length of a plane is 30 feet, and its height 6 feet: what power will be necessary to balance a weight of 200 lbs.?

Ans. 40 lbs.

2. The height of a plane is 10 feet, and the length 20 feet: what weight will a power of 50 lbs. support?

Ans. 100 lbs.

3. The height of a plane is 15 feet, and length 45 feet what power will sustain a weight of 180 lbs.?

Ans. 60 lbs.

THE WEDGE.

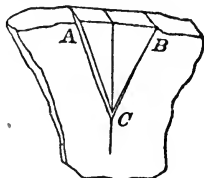
21. *What is the wedge, and what is it used for*

The wedge is composed of two inclined planes, united together along their bases, and forming a solid ACB .

It is used to cleave masses of wood or stone. The resistance which it overcomes is the attraction of cohesion of the body which it is employed

to separate. The wedge acts principally by being struck with a hammer or mallet on its head, and very little effect can be produced with it, by mere pressure.

All cutting instruments are constructed on the principle of the inclined plane or wedge. Such as have but one sloping edge, like the chisel, may be referred to the inclined plane; and such as have two, like the axe and the knife, to that of the wedge.

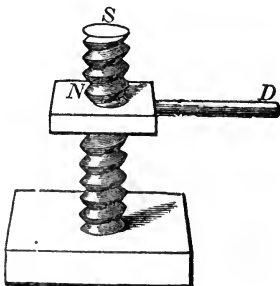


THE SCREW.

22. *Of how many parts is the screw composed? Describe its parts and uses.*

The screw is composed of two parts, the screw S , and the nut N .

The screw S is a cylinder with a spiral projection winding around it, called the *thread*. The nut N is perforated to admit the screw, and within it is a groove into which the thread of the screw fits closely.



The handle *D*, which projects from the nut, is a lever which works the nut upon the screw. The power of the screw depends on the distance between the threads. The closer the threads of the screw, the greater will be the power, but then the number of revolutions made by the handle *D* will also be proportionally increased; so that we return to the general principle—what is gained in power is lost in time. The power of the screw may also be increased by lengthening the lever attached to the nut.

The screw is used for compression, and to raise heavy weights. It is used in cider and wine presses, in coining, and for a variety of other purposes.

GENERAL REMARKS.

All machines are composed of one or more of the six machines which we have described. We should remember, that friction diminishes very considerably the power of machines.

There are no surfaces in nature which are perfectly smooth. Polished metals, although they appear smooth, are yet far from being so. If, therefore, the surfaces of two bodies come into contact, the projections of the one will fall into the hollow parts of the other, and occasion more or less resistance to motion. In proportion as the surfaces of bodies are polished, the friction is diminished, but it is always very considerable, and it is computed that it generally destroys one-third the power of the machine.

Oil or grease is generally used to lessen the friction. It fills up the cavities of the rubbing surfaces, and thus makes them slide more easily over each other.

SECTION IV.

OF SPECIFIC GRAVITY.

1. *What is the specific gravity of a body?*

The specific gravity of a body is the relation which the weight of a given magnitude of that body bears to the weight of an equal magnitude of a body of another kind

2. *When is one body said to be specifically heavier than another?*

If two bodies are of the same bulk, the one which weighs the most is said to be specifically heavier than the other. On the contrary, one body is said to be specifically lighter than another, when a certain bulk or volume of it weighs less than an equal bulk of that other.

Thus, if we have two equal spheres, each one foot in diameter, the one of lead and the other of wood, the leaden one will be found to be heavier than the wooden one; and hence, its specific gravity is greater. On the contrary, the wooden sphere being lighter than the leaden one, its specific gravity is less.

3. *What does the greater specific gravity indicate? What is density?*

The greater specific gravity of a body indicates a greater quantity of matter in a given bulk, and consequently the matter must be more compact, or the particles nearer together. This closeness of the particles is called *density*. Hence, if two bodies are of equal bulk or volume, their weights or specific gravities will be proportional to their densities.

4. *If two bodies are of the same specific gravity, how will the weights be?*

If two bodies are of the same specific gravity, or density, their weights will be proportional to their bulks.

5. *If a body be immersed in a fluid, what will take place?*

If the body is specifically heavier than the fluid, it will sink on being immersed. It will, however, descend less rapidly through the fluid than through the air, and less power will be required to sustain the body in the fluid than out of it. Indeed, it will lose as much of its weight as is equal to the weight of a quantity of fluid of the same bulk. If the body is of the same specific gravity with the fluid, it loses all its weight, and requires no force but the fluid to sustain it. If it be lighter, it will be but partially immersed, and a part of the body will remain above the surface of the fluid.

6. *What do we conclude from the preceding article?*

1st. That when a heavy body is weighed in a fluid, its weight will express the difference between its true weight and that of an equal bulk of the fluid.

2d. If the body have the same specific gravity with the fluid, its weight will be nothing.

3d. If the body be lighter than the fluid, it will require a force equal to the difference between its own weight and that of an equal bulk of the fluid to keep it entirely immersed, that is, to overcome its tendency to rise.

7. *What is necessary in comparing the weights of bodies?*

In comparing the weights of bodies, it is necessary to take some one as a standard, with which to compare all others.

8. *What is generally taken as the standard?*

Rain-water is generally taken as this standard.

9. *What is the weight of a cubic foot of rain-water?*

A cubic foot of rain-water is found, by repeated experiments, to weigh $62\frac{1}{2}$ pounds, avoirdupois, or 1000 ounces. Now, since a cubic foot contains 1728 cubic inches, it follows that one cubic inch weighs .03616898148 of a pound. Therefore, if the specific gravity of any body be multiplied by .03616898148, the product will be the weight of a cubic inch of that body in pounds avoirdupois. And if this weight be then multiplied by 175, and the product divided by 144, the quotient will be the weight of a cubic inch in pounds troy; since 144 lbs. avoirdupois is just equal to 175 lbs. troy.

10. *How will the specific gravity of a body be to that of the fluid in which it is immersed?*

Since the specific gravities of bodies are as the weights of equal bulks, the specific gravity of a body will be to the specific gravity of a fluid in which it is immersed, as the true weight of the body to the weight lost in weighing it in the fluid. Hence, *the specific gravities of different fluids are to each other as the weights lost by the same solid immersed in them.*

11. *How do you find the specific gravity of a body, when the body is heavier than water?*

1st. Weigh the body first in air and then in rain-water, and take the difference of the weights, which is the weight lost.

2d. Then say, as the weight lost is to the true weight, so is the specific gravity of the water to the specific gravity of the body.

EXAMPLES.

1. A piece of platina weighs 70.5588 lbs. in the air, and in water only 66.9404 lbs.: what is its specific gravity, that of water being taken at 1000?

First, $70.5588 - 66.9404 = 3.6184$ lost in water.

Then, $3.6184 : 70.5588 :: 1000 : 19500$, which is the specific gravity, or weight of a cubic foot of platina.

2. A piece of stone weighs 10 lbs. in air, but in water only $6\frac{3}{4}$ lbs.: what is its specific gravity?

Ans. 3077.

12. *How do you find the specific gravity of a body when it is lighter than water?*

1st. Attach another body to it of such specific gravity, that both may sink in the water as a compound mass.

2d. Weigh the heavier body and the compound mass separately, both in water and in open air, and find how much each loses by being weighed in water.

3d. Then say, as the difference of these losses is to the weight of the lighter body in the air, so is the specific gravity of water to the specific gravity of the lighter body.

EXAMPLES.

1. A piece of elm weighs 15 lbs. in open air. A piece of copper which weighs 18 lbs. in air and 16 in water is attached to it, and the compound weighs 6 lbs. in water: what is the specific gravity of the elm?

Copper.

18 in air.

16 in water.

2 loss.

Compound.

33 in air.

6 in water

27 loss.

Then, $27 - 2 = 25 =$ difference of losses.

Then, as $25 : 15 :: 1000 : 600$, which is the specific gravity of the elm.

2. A piece of cork weighs 20 lbs. in air, and a piece of granite weighs 120 lbs. in air, and 80 lbs. in water. When the granite is attached to the cork the compound mass weighs $16\frac{3}{4}$ lbs. in water: what is the specific gravity of the cork?

Ans. 240.

13. *How do you find the specific gravity of fluids?*

1st. Weigh any body whose specific gravity is known, both in the open air, and in the fluid, and take the difference, which is the loss of weight.

2d. Then say, as the true weight is to the loss of weight, so is the specific gravity of the solid to the specific gravity of the fluid.

EXAMPLES.

1. A piece of iron weighs 298.1 ounces in the air, and 259.1 ounces in a fluid; the specific gravity of the iron is 7645: what is the specific gravity of the fluid?

First, $298.1 - 259.1 = 39$ loss of weight:

Then, $298.1 : 39 :: 7645 : 1000$, which is the specific gravity of the fluid: hence the fluid is water.

2. A piece of lignumvitæ weighs $42\frac{3}{4}$ ounces in a fluid, and $166\frac{5}{8}$ ounces out of it: what is the specific gravity of the fluid—that of lignumvitæ being 1333?

Ans. 991, which shows the fluid to be liquid turpentine or Burgundy wine.

NOTE.—In a similar manner the specific gravities of all liquids may be found from the following table

TABLE OF SPECIFIC GRAVITIES.

	Sp. gr.	wt. cub. in.		Sp. gr.	wt. cub. ft.
Platina, hammered	20.336	- 11.777	Ebony	1.331	- 83.18
Platina	19.500	- 11.285	Oak, 60 years old	1.170	- 73.12
Pure cast gold	19.258	- 11.145	Amber	1.078	
Mercury	13.568	- 7.872	Beer	1.034	
Cast lead	11.352	- 6.569	Milk	1.030	
Pure cast silver	10.474	- 6.061	Sea water	1.028	
Cast copper	8.788	- 5.085	Distilled water	1.000	
Cast brass	8.395	- 4.856	Liquid turpentine	.991	
Hard steel	7.816	- 4.523	Burgundy wine	.991	
Cast cobalt	7.811	- 4.520	Camphor	.989	
Cast nickel	7.807	- 4.513	Oak, English	.970	- 60.62
Bar iron	7.788	- 4.507	Bees' wax	.965	
Cast tin	7.291	- 4.219	Tallow	.945	
Cast iron	7.207	- 4.165	Olive oil	.915	
Cast zinc	7.190	- 4.161	Logwood	.913	- 57.06
			Box, French	.912	- 57.00
		wt. cub. ft.	Wax	.897	
		lbs.	Oak, Canadian	.872	- 54.50
Limestone	3.179	- 198.68	Alder	.800	- 50.00
White glass	2.892		Apple tree	.793	- 49.56
Chalk	2.784	- 174.00	Ash and Dantzic oak	.760	- 47.50
Marble	2.742	- 171.38	Maple and Riga fir	.750	- 46.87
Alabaster	2.730		Cherry tree	.715	- 44.68
Pearl	2.684		Beech	.696	- 43.50
Slate	2.672	- 167.00	Elder tree	.695	- 43.44
Pebble	2.664	- 166.50	Walnut	.671	- 41.94
Green glass	2.642		Pear tree	.661	- 41.31
Flint and spar	2.594	- 162.12	Pitch pine	.660	- 41.25
Common stone	2.520	- 157.50	Cedar	.596	- 37.25
Paving stones	2.416	- 151.00	Mahogany	.560	- 35.00
Sulphur	2.033	- 127.06	Elm and West India fir	.556	- 34.75
Brick	2.000	- 125.00	Larch	.544	- 34.00
Ivory	1.822		Poplar	.383	- 23.94
Bone of an ox	1.659		Cork	.240	- 15.00
Honey	1.456		Air at the earth's surf.	.0012 $\frac{1}{2}$	
Lignumvitæ	1.333	- 83.31			

REMARK.—In the table of specific gravities, the cubic foot of water, which weighs 1000 ounces, is taken as the standard, and the figures in the column of specific gravity show how many times each substance is heavier or lighter than water. If the number opposite each substance be multiplied by 1000, the product will be the weight of a cubic foot of that substance, in ounces. The other column shows the weight in ounces of a cubic inch, or the weight in pounds of a cubic foot.

14. *How do you find the solidity of a body when its weight and specific gravity are given?*

As the tabular specific gravity of the body is to its weight in ounces avoirdupois, so is 1 cubic foot to the content in cubic feet.

EXAMPLES.

1. What is the solid content of a block of marble, that weighs 10 tons, its specific gravity being 2742?

First, 10 tons = 358400 ounces.

Then, $2742 : 358400 :: 1 : 130\frac{970}{1371}$, which is the content in cubic feet.

NOTE.—If the answer is to be found in cubic inches, multiply the ounces by 1728.

2. How many cubic inches in an irregular block of marble, which weighs 112 pounds, allowing its specific gravity to be 2520?

3. How many cubic inches of gunpowder are there in 1 pound weight, its specific gravity being 1745?

Ans. $15\frac{3}{4}$, nearly.

4. How many cubic feet are there in a ton weight of dry oak, its specific gravity being 925?

Ans. $38\frac{1}{7}$.

BOOK VIII.

APPLICATIONS OF MATHEMATICS.

SECTION I.

OF LOGARITHMS.

1. *The logarithm of a number is the exponent of the power to which it is necessary to raise a fixed number, in order to produce the first number.*

This fixed number is called the *base* of the system, and may be any number except 1: in the common system 10 is assumed as the base.

2. If we form those powers of 10, which are denoted by entire exponents, we shall have

$$10^0 = 1 \quad 10^1 = 10 \quad , \quad 10^3 = 1000$$

$$10^2 = 100 \quad , \quad 10^4 = 10000, \text{ \&c. \&c.}$$

From the above table, it is plain, that 0, 1, 2, 3, 4, &c., are respectively the logarithms of 1, 10, 100, 1000, 10000, &c.; we also see that the logarithm of any number between 1 and 10 is greater than 0 and less than 1: thus

$$\text{Log } 2 = 0.301030$$

The logarithm of any number greater than 10, and less than 100, is greater than 1 and less than 2: thus

$$\text{Log } 50 = 1.698970$$

The logarithm of any number greater than 100, and less than 1000, is greater than 2 and less than 3: thus

$$\text{Log } 126 = 2.100371, \text{ \&c.}$$

If the above principles be extended to other numbers, it will appear, that the logarithm of any number, not an exact power of ten, is made up of two parts, *an entire* and a *decimal part*. The *entire part* is called the *characteristic of the logarithm*, and is always one less than the number of places of figures in the given number.

3. The principal use of logarithms, is to abridge numerical computations.

Let M denote any number, and let its logarithm be denoted by m ; also let N denote a second number whose logarithm is n ; then from the definition we shall have

$$10^m = M \quad (1) \qquad 10^n = N \quad (2)$$

Multiplying equations (1) and (2), member by member, we have

$$10^{m+n} = M \times N \quad \text{or, } m+n = \log M \times N: \quad \text{hence,}$$

The sum of the logarithms of any two numbers is equal to the logarithm of their product.

Dividing equation (1) by equation (2), member by member, we have

$$10^{m-n} = \frac{M}{N} \quad \text{or, } m-n = \log \frac{M}{N}: \quad \text{hence,}$$

The logarithm of the quotient of two numbers, is equal to the logarithm of the dividend diminished by the logarithm of the divisor.

4. Since the logarithm of 10 is 1, *the logarithm of the product of any number by 10, will be greater by 1 than the logarithm of*

that number ; also, the logarithm of any number divided by 10, will be less by 1 than the logarithm of that number.

Similarly, it may be shown that the logarithm of any number multiplied by a hundred, is greater by 2 than the logarithm of that number, and the logarithm of any number divided by 100 is less by 2, than the logarithm of that number, and so on

EXAMPLES.

log 327	is	2.514548
log 32.7	"	1.514548
log 3.27	"	0.514548
log .327	"	$\bar{1}.514548$
log .0327	"	$\bar{2}.514548$

From the above examples, we see, that in a number composed of an entire and decimal part, we may change the place of the decimal point without changing the decimal part of the logarithm; but *the characteristic is diminished by 1 for every place that the decimal point is removed to the left.*

In the logarithm of a decimal, the *characteristic* becomes negative, and is numerically 1 greater than the number of ciphers immediately after the decimal point. The negative sign extends only to the characteristic, and is written over it as in the examples given above.

TABLE OF LOGARITHMS.

5. A table of logarithms, is a table in which are written the logarithms of all numbers between 1 and some given number. The logarithms of all numbers between 1 and 10,000 are given in the annexed table. Since rules have been given for determining the characteristics of logarithms by simple inspection, it has not been deemed necessary to write them in the table, the deci-

mal part only being given. The characteristic, however, is given for all numbers less than 100.

The left hand column of each page of the table, is the column of numbers, and is designated by the letter N; the logarithms of these numbers are placed opposite them on the same horizontal line. The last column on each page, headed D, shows the difference between the logarithms of two consecutive numbers. This difference is found by subtracting the logarithm under the column headed 4, from the one in the column headed 5 in the same horizontal line, and is nearly a mean of the differences of any two consecutive logarithms on the line.

6. To find from the table the logarithm of any number.

If the number is less than 100, look on the first page of the table, in the column of numbers under N, until the number is found: the number opposite is the logarithm sought: Thus

$$\log 9 = 0.954243$$

7. When the number is greater than 100 and less than 10000

Find in the column of numbers, the first three figures of the given number. Then pass across the page along a horizontal line until you come into the column under the fourth figure of the given number: at this place, there are four figures of the required logarithm, to which two figures taken from the column marked 0, are to be prefixed.

If the four figures already found stand opposite a row of six figures in the column marked 0, the two left hand figures of the six, are the two to be prefixed; but if they stand opposite a row of only four figures, you ascend the column till you find a row of six figures; the two left hand figures of this row are the two to be prefixed. If you prefix to the decima part thus

found, the characteristic, you will have the logarithm sought :
Thus,

$$\log 8979 = 3.953228$$

$$\log .08979 = \bar{2}.953228$$

If however in passing back from the four figures found, to the 0 column, any dots be met with, the two figures to be prefixed must be taken from the horizontal line directly below : Thus,

$$\log 3098 = 3.491081$$

$$\log 30.98 = 1.491081$$

If the logarithm falls at a place where the dots occur, 0 must be written for each dot, and the two figures to be prefixed are as before taken from the line below : Thus,

$$\log 2188 = 3.340047$$

$$\log .2188 = \bar{1}.340047$$

8. *When the number exceeds 10,000.*

The characteristic is determined by the rules already given. To find the decimal part of the logarithm. Place a decimal point after the fourth figure from the left hand, converting the given number into a whole number and decimal. Find the logarithm of the entire part by the rule just given, then take from the right hand column of the page, under D, the number on the same horizontal line with the logarithm, and multiply it by the decimal part; add the product thus obtained to the logarithm already found, and the sum will be the logarithm sought.

If, in multiplying the number taken from the column D, the decimal part of the product exceeds .5 let 1 be added to the entire part; if it is less than .5 the decimal part of the product is neglected.

EXAMPLE.

To find $\log 672887$.

The characteristic is 5.; placing a decimal point after the fourth figure from the left, we have 6728.87. The decimal part of the $\log 6728$ is .827886 and the corresponding number in the column D is 65; then $65 \times .87 = 56.55$, and since the decimal part exceeds .5, we have 57 to be added to 827886, which gives .827943

$$\text{or } \log 672887 = 5.827943$$

Similarly

$$\log .0672887 = \bar{2}.827943$$

The last rule has been deduced under the supposition that the difference of the numbers is proportional to the difference of their logarithms, which is sufficiently exact within the narrow limits considered.

In the above example, 65 is the difference between the logarithm of 672900 and the logarithm of 672800, that is, it is the difference between the logarithms of two numbers which differ by 100.

We have then the proportion $100 : 87 :: 65 : 56.55$, the number to be added to the logarithm already found.

9. To find from the table the number corresponding to a given logarithm.

Search in the columns of logarithms for the decimal part of the given logarithm: if it cannot be found in the table, take out the number corresponding to the next less logarithm and set it aside. Subtract this less logarithm from the given logarithm, and annex to the remainder as many zeros as may be necessary, and divide this result by the corresponding number taken from the column marked D, continuing the division as long as desirable: annex the quotient to the number set aside.

Point off, from the left hand, as many integer figures as there are units in the characteristic of the given logarithm increased by 1; the result is the required number.

If the characteristic is negative, the number will be entirely decimal, and the number of zeros to be placed immediately after the decimal point will be equal to the number of units in the characteristic diminished by 1.

This rule, like its converse, is founded on the supposition that the difference of the logarithms is proportional to the difference of their numbers within narrow limits.

EXAMPLE.

Find the number corresponding to the logarithm 3.233568.

The decimal part of the given logarithm is .233568

The next less logarithm of the table is .233504 and its corresponding number 1712.

Their difference is - - - 64

Tabular difference 253)6400000(25

Hence the number sought 1712.25

The number corresponding to $\bar{3}.233568$ is .00171225

MULTIPLICATION BY LOGARITHMS.

10. When it is required to multiply numbers by means of their logarithms, we first find from the table the logarithms of the numbers to be multiplied; we next add these logarithms together, and their sum is the logarithm of the product of the numbers (Art. 3).

The term *sum* is to be understood in its algebraic sense; therefore, if any of the logarithms have negative characteristics, the difference between their sum and that of the positive characteristics, is to be taken; the sign of the remainder is that of the greater sum.

EXAMPLES.

1. Multiply 23.14 by 5.062.

$$\log 23.14 = 1.364363$$

$$\log 5.062 = 0.704322$$

$$\text{Product } 117.1347 \dots \underline{\underline{2.068685}}$$

2. Multiply 3.902, 597.16 and 0.0314728 together.

$$\log 3.902 = 0.591287$$

$$\log 597.16 = 2.776091$$

$$\log 0.0314728 = \bar{2}.497936$$

$$\text{Product } 73.3354 \dots \underline{\underline{1.865314}}$$

Here the $\bar{2}$ cancels the $+ 2$, and the 1 carried from the decimal part is set down.

3. Multiply 3.586, 2.1046, 0.8372, and 0.0294, together

$$\log 3.586 = 0.554610$$

$$\log 2.1046 = 0.323170$$

$$\log 0.8372 = \bar{1}.922829$$

$$\log 0.0294 = \bar{2}.468347$$

$$\text{Product } 0.1857615 \dots \underline{\underline{1.268956}}$$

In this example the 2, carried from the decimal part, cancels $\bar{2}$, and there remains $\bar{1}$ to be set down.

DIVISION OF NUMBERS BY LOGARITHMS.

11 When it is required to divide numbers by means of their logarithms, we have only to recollect, that the subtraction of logarithms corresponds to the division of their numbers (Art. 3). Hence, if we find the logarithm of the dividend, and from it subtract the logarithm of the divisor, the remainder will be the logarithm of the quotient.

This additional caution may be added. The difference of the logarithms, as here used, means the *algebraic difference*; so that, if the logarithm of the divisor have a negative characteristic its sign must be changed to positive, after diminishing it by the unit, if any, carried in the subtraction from the decimal part of the logarithm. Or, if the characteristic of the logarithm of the dividend is negative, it must be treated as a negative number.

EXAMPLES.

1. To divide 24163 by 4567.

$$\begin{array}{r} \log 24163 = 4.383151 \\ \log 4567 = 3.659631 \\ \hline \text{Quotient } 5.29078 \text{ } \underline{0.723520} \end{array}$$

2. To divide 0.06314 by .007241

$$\begin{array}{r} \log 0.06314 = \bar{2}.800305 \\ \log 0.007241 = \bar{3}.859799 \\ \hline \text{Quotient . . } 8.7198 \text{ } \underline{0.940506} \end{array}$$

Here, 1 carried from the decimal part to the $\bar{3}$ changes it to $\bar{2}$, which being taken from $\bar{2}$, leaves 0 for the characteristic.

3. To divide 37.149 by 523.76

$$\begin{array}{r} \log 37.149 = 1.569947 \\ \log 523.76 = 2.719133 \\ \hline \text{Quotient . . } 0.0709274 \text{ . . } \underline{\bar{2}.850814} \end{array}$$

4. To divide 0.7438 by 12.9476

$$\begin{array}{r} \log 0.7438 = \bar{1}.871456 \\ \log 12.9476 = 1.112189 \\ \hline \text{Quotient . . } 0.057447 \text{ . . } \underline{\bar{2}.759267} \end{array}$$

Here, the 1 taken from $\bar{1}$, gives $\bar{2}$ for a result, as set down

ARITHMETICAL COMPLEMENT.

12. The *Arithmetical complement* of a logarithm is the number which remains after subtracting the logarithm from 10.

Thus, . . . $1 - 9.274687 = 0.725313$

Hence, 0.725313 is the arithmetical complement of 9.274687 .

13. We will now show that, *the difference between two logarithms is truly found, by adding to the first logarithm the arithmetical complement of the logarithm to be subtracted, and then diminishing the sum by 10.*

Let $a =$ the first logarithm

$b =$ the logarithm to be subtracted

and $c = 10 - b =$ the arithmetical complement of b .

Now the difference between the two logarithms will be expressed by $a - b$.

But, from the equation $c = 10 - b$, we have

$$c - 10 = -b$$

hence, if we place for $-b$ its value, we shall have

$$a - b = a + c - 10$$

which agrees with the enunciation.

When we wish the arithmetical complement of a logarithm, we may write it directly from the table, *by subtracting the left hand figure from 9, then proceeding to the right, subtract each figure from 9 till we reach the last significant figure, which must be taken from 10: this will be the same as taking the logarithm from 10.*

EXAMPLES.

1. From 3.274107 take 2.104729.

By common method.

3.274107

2.104729Diff. 1.169378

its ar. comp.

By arith. comp.

3.274107

7.895271Sum 1.169378 after sub-

tracting 10.

Hence, to perform division by means of the arithmetical complement we have the following

RULE.

To the logarithm of the dividend add the arithmetical complement of the logarithm of the divisor: the sum after subtracting 10, will be the logarithm of the quotient.

EXAMPLES.

1. Divide 327.5 by 22.07.

log 327.5 2.515211

log 22.07 ar. comp. 8.656198Quotient . . 14.839 1.171409

2. Divide 0.7438 by 12.9476.

log 0.7438 1.871456log 12.9476 ar. comp. 8.887811Quotient . . 0.057447 2.759267

In this example, the sum of the characteristics is 8, from which, taking 10, the remainder is 2.

3. Divide 37.149 by 523.76.

log 37.149 1.569947

log 523.76 ar. comp. 7.280867Quotient . . 0.0709273 2.850814

EXAMPLES EMBRACING MULTIPLICATION AND DIVISION.

1 Multiply 3676 by 3278, and divide the product by 2704.

Common way.

log 3676	3.565376
log 3278	3.515609
sum	<u>7.080985</u>
log 2704	3.432007
Result . . 4456.34	<u>3.648978</u>

By Arithmetical Complement.

log 2704 arith. comp.	6.567973
log 3676	3.565376
log 3278	3.515609
Result . . 4456.34	<u>3.648978</u>

2. Multiply 600 by 600.11, and divide the product by 643.94.

log 600	2.778151
log 600.11	2.778231
	<u>5.556382</u>
log 643.94	2.808544
log 559.55	<u>2.747838</u>

3. Multiply 780 by 1155.29, and divide the product by 218.64.

log 218.64 arith. comp.	7.660265
log 780	2.892095
log 1155.29	3.062692
log 4121.47	<u>3.615052</u>

SECTION II.

LINES AND ANGLES.


1. The radius of the earth being very large, the curvature may be neglected, when lines are limited to small portions of the surface.

2. The line of *water level* is called a *horizontal line*; and the plane of water level, a *horizontal plane*.

3. All lines parallel to the water level are also called *horizontal lines*; and all planes parallel to the plane of the water level are called *horizontal planes*.

4. Lines which are perpendicular to a horizontal plane, are called *vertical lines*; and all lines which are inclined to it, are called *oblique lines*.

Thus, AB and DC are horizontal lines; BC and AD are vertical lines; and AC and BD are oblique lines.



5. The horizontal distance between two points, is the horizontal line intercepted between the two vertical lines passing through those points. Thus, DC or AB is the horizontal distance between the two points A and C , or the points B and D .

6. A *horizontal angle* is one whose *sides are horizontal*; its plane is also horizontal.

A horizontal angle may also be defined to be, *the angle included between two vertical planes passing through the angular point, and the two objects which subtend the angle.*

7. A vertical angle is one, the plane of whose sides is vertical.

8. An angle of *elevation*, is a vertical angle having one of its sides horizontal, and the inclined side above the horizontal side.

Thus, in the last figure, BAC is the angle of elevation from A to C .

9. An angle of *depression*, is a vertical angle having one of its sides horizontal, and the inclined side under the horizontal side. Thus, DCA is the angle of depression from C to A .

10. An *oblique angle* is one, the plane of whose sides is oblique to a horizontal plane.

11. All lines, which can be the object of measurement, must belong to one of the classes above named, viz. :

1st. Horizontal lines :

2d. Vertical lines :

3d. Oblique lines.

12. All the angles may also be divided into three classes, viz. :

1st. Horizontal angles :

2d. Vertical angles; which include angles of elevation and angles of depression : and

3d. Oblique angles, or those included by oblique lines.

MEASUREMENT OF DISTANCES.

13. Any tape, rod, or chain, divided into equal parts, may be used as a measure; and one of these equal parts is called the *unit* of the measure. The unit of a measure may be a foot, a yard, a rod or any other ascertained distance.

The measure in general use, is a chain of four rods or sixty-six feet in length; it is called Gunter's chain, from the name of the inventor. This chain is composed of 100 links. Every tenth link from either end, is marked by a small attached brass plate, which is notched, to designate its number from the end. The division of the chain into 100 equal parts, is a very convenient one, since the divisions, or links, are decimals of the whole chain, and in the calculations may be treated as such.

TABLE.

1 chain = 4 rods = 66 feet = 792 inches = 100 links.

Hence, 1 link is equal to 7.92 inches.

80 chains = 320 rods = 1 mile.

40 chains = $\frac{1}{2}$ mile.

20 chains = $\frac{1}{4}$ mile.

14. Besides the chain, there are needed for measuring, ten marking pins, which should be of iron, each about ten inches in length and an eighth of an inch in thickness. These pins should be strung upon an iron ring, and this ring should be attached to a belt, to be passed over the right shoulder, suspending the pins at the left side. Two staves are also required. Each of these should be about six feet in length, and have a spike in the lower end to aid in holding it firmly, and a horizontal strip of iron to prevent the chain from slipping off; these staves are to be passed through the rings at the ends of the chain.

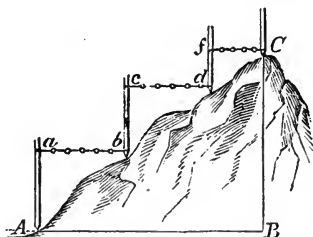
TO MEASURE A HORIZONTAL LINE.

15. At the point where the measurement is to be begun, place, in a vertical position, a signal staff, having a small flag attached to its upper extremity; and place another at the point where the measurement is to be terminated. These two points are generally called *stations*.

Having passed the staves through the rings of the chain, let the ten marking pins and one end of the chain be taken by the person who is to go forward, and who is called the leader, and let him plant the staff as nearly as possible in the direction of the stations. Then, taking the staff in his right hand, let him stand off at arm's length, so that the person at the other end of the chain can align it exactly with the stations: when the alignment is made, let the chain be stretched and a marking pin placed; then measure a second chain in the same manner, and so on, until all the marking pins shall have been placed. When the marking pins are exhausted, a note should be made, that ten chains have been measured; after which, the marking pins are to be returned to the leader, and the measurement continued as before, until the whole distance is passed over. It will be found desirable to fasten pieces of red cloth to the heads of the marking pins, that they may be more readily found in thick grass, brushwood, &c.

Great care must be taken to keep the chain horizontal, and if the slope of the ground be too great to admit of measuring a whole chain at a time, a part of a chain only should be measured: the sum of all the horizontal lines so measured, is evidently the horizontal distance between the stations.

For example, in measuring the horizontal distance between *A* and *C*, we first place a staff at *A* and another at *b*, in the direction towards *C*. Then slide up the chain on the staff at *A* until it becomes horizontal, and note the distance *ab*.



Then remove the staves and place them at *b* and *d*; make the

chain horizontal, and note the distance cd . Measure in the same manner the line fC ; the sum of the horizontal lines ab , cd , fC , is equal to AB , the horizontal distance between A and C .

MEASUREMENT WITH THE TAPE OR CHAIN.

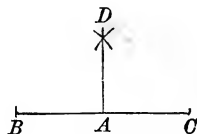
16. We now propose to explain the best methods for determining distances, by means of the tape or chain only.

PROBLEM I.

To trace, on the ground, the direction of a right line, that shall be perpendicular at a given point, to a given right line.

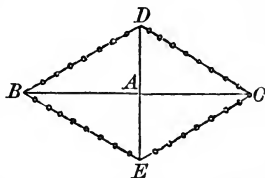
FIRST METHOD.

Let BC be the given right line, and A the given point. Measure from A , on the line BC , two equal distances AB , AC , one on each side of the point A . Take a portion of the chain or tape, greater than AB , and place one extremity at B , and with the other trace the arc of a circle on the ground. Then remove the end which was at B , to C , and trace a second arc intersecting the former at D . The straight line drawn through D and A will be perpendicular to BC at A .



SECOND METHOD.

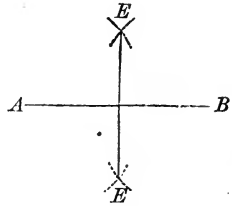
Having made $AB = AC$, take any portion of the tape or chain considerably greater than the distance between B and C . Mark the middle point of it, and fasten its two extremities, the one at B and the other at C . Then, taking the chain by the middle point, stretch it



tightly on either side of BC , and place a staff at D or E : DAE will be the perpendicular required.

THIRD METHOD.

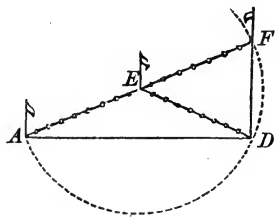
Let AB be the given line, and C the point at which the perpendicular is to be drawn. From the point C measure a distance CA equal to 8. With C as a centre, and a radius equal to 6, describe an arc on either side of AB : then, with A as a centre, and a radius equal to 10, describe a second arc intersecting at E , the one before described: then draw the line EC , and it will be perpendicular to AB at C .



REMARK.—Any three lines, having the ratio of 6, 8, and 10, form a right-angled triangle, of which the side corresponding to 10 is the hypotenuse.

FOURTH METHOD.

Let AD be the given right line, and D the point at which the perpendicular is to be drawn. Take any distance on the tape or chain, and place one extremity at D , and fasten the other at some point, as E , between the two lines which are to form the right angle. Place a staff at E . Then, having stationed a person at D , remove that extremity of the chain and carry it round until it ranges on the line DA at A . Place a staff at A : then remove the end of the chain at A , and



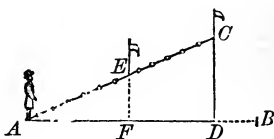
carry it round until it falls on the line AE at F . Then place a staff at F : ADF will be a right angle, being an angle in a semicircle.

PROBLEM II.

From a given point without a straight line, to let fall a perpendicular on the line.

Let C be the given point, and AB the given line.

From C measure a line, as CA , to any point of the line AB . From A , measure on AB any distance as AF , and at F erect FE perpendicular to AB .



Having stationed a person at A , measure along the perpendicular FE until the forward staff is aligned on the line AC : then measure the distance AE . Now, by similar triangles, we have,

$$AE : AF :: AC : AD,$$

in which all the terms are known, except AD , which may therefore, be found. The distance AD being laid off from A , the point D , at which the perpendicular CD meets AB , becomes known. If we wish the length of the perpendicular, we use the proportion,

$$AE : EF :: AC : CD,$$

in which all the terms are known, excepting CD : therefore, CD may be determined.

EXAMPLES.

1. Let us suppose $AE = 334$ yards; $EF = 247$ yards; and $AC = 560$: find the value of CD by logarithms.

$\log AE = 334$	arith. comp.	7.476254
$\log EF = 247$	2.392697
$\log AC = 560$	2.748188
$\log CD = 414.1324$	<u>2.617139</u>

2. Let us suppose $AE = 668$ feet; $EF = 494$ feet, and $AC = 1120$ feet: what will be the length of CD ?

Ans. 828.2648 ft.

3. Let us suppose $AE = 1002$ rods; $EF = 741$ rods; and $AC = 1680$ rods: what will be the length of CD ?

Ans. 1242.3972 rods.

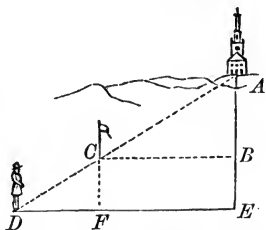
PROBLEM III.

To determine the horizontal distance from a given point to an inaccessible object.

FIRST METHOD.

Let A be an inaccessible object, and E the point from which the distance is to be measured.

At E lay off the right angle AED , and measure, in the direction ED , any convenient distance to D , and place a staff at D . Then measure from E directly towards the object A , a distance EB of a convenient length, and at B lay off a line BC perpendicular to EA .



Measure along the line BC , until a person at D shall range the forward staff on the line DA . Now, DF is known, being

equal to the difference between the two measured lines DE and CB . Hence, by similar triangles,

$$DF : FC :: DE : EA,$$

in which proportion all the terms are known, except the fourth, which may, therefore, be found.

EXAMPLES.

1. Suppose $DF = 269$ yards; $FC = 150$ yards; and $DE = 412$ yards: find the length of EA by logarithms.

log DF . . 269	arith. comp.	7.570248
log FC . . 150		2.176091
log DE . . 412		2.614897
log EA . . 229.740 nearly		2.361236

2. Suppose $DF = 807$ feet; $FC = 450$ feet; and $DE = 1236$ feet: what is the length of EA ?

Ans. 689.22 ft.

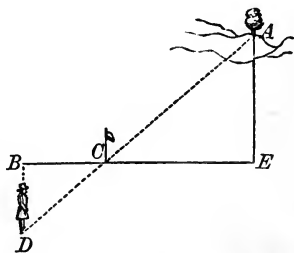
3. Suppose $DF = 538$ rods; $FC = 300$ rods; $DE = 824$ rods: what is the length of EA ?

Ans. 459.48 rods.

SECOND METHOD.

At the point E lay off EB perpendicular to the line EA , and measure along it any convenient distance, as EB .

At B lay off the right angle EBD , and measure any distance in the direction BD . Let a person at D align a staff on DA , while a second person at B aligns it on BE : the



staff will thus be fixed at C . Then measure the distance BC .

The two triangles BCD and CAE being similar, we have,

$$BC : BD :: CE : EA,$$

in which all the terms are known, except the fourth, which may, therefore, be found.

EXAMPLES.

1. Suppose $BC = 112$ yards; $BD = 89$ yards; and $CE = 224$ yards: find the distance EA by logarithms.

log BC . . 112	arith. comp.	7.950782
log BD . . 89	1.949390
log CE . . 224	2.350248
log EA . . 178	2.250422.

2. Suppose $BC = 336$ feet; $BD = 267$ feet; and $CE = 672$ feet: what is the distance EA ?

Ans. 534 ft.

3. Suppose $BC = 224$ rods; $BD = 178$ rods; and $CE = 448$ rods: what is the distance EA ?

Ans. 356 rods.

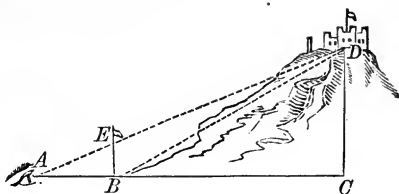
PROBLEM IV.

To find the altitude of an object, when the distance to the vertical line passing through the top can be measured.

Let CD be the altitude required, and AC the measured distance.

From A , measure on the line AC , any convenient dis-

tance AB , and place a staff vertically at B . Then placing the eye at A , sight to the object D , and let the point, at which the line AD cuts the staff



BE , be marked. Measure the distance BE on the staff; then,

$$AB : BE :: AC : CD,$$

whence CD becomes known.

If the line AC cannot be measured, on account of intervening objects, it may be determined by calculation, as in the last problem, and then, having found the horizontal distance, the vertical line is readily determined, as before.

EXAMPLES.

1. Suppose $AB = 36$ feet; $BE = 12$ feet; and $AC = 354$ feet: what is the height CD ?

$$36 : 12 :: 354 : 118 = CD.$$

BY LOGARITHMS.

log AB . . 36	arith. comp.	8.443697
log BE . . 12		1.079181
log AC . . 354		2.549003
log CD . . 118		2.071881

2. Suppose $AB = 108$ feet; $BE = 36$ feet; and $AC = 1062$ feet: what is the height CD ?

Ans. 354 ft.

3. If $AB = 72$ feet; $BE = 24$ feet; and $AC = 708$ feet: what is the height CD ?

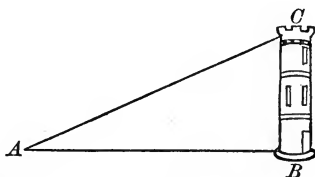
Ans. 236 ft.

PROBLEM V.

To measure heights by means of shadows.

The length of the shadow of a pole standing vertically on a horizontal plane, is to the length of the shadow of any vertical object, as the length of the pole to the height of the object.

Let BC be any vertical object standing on a horizontal plane, and AB the length of its shadow.



Having measured and erected a vertical staff, and found the length of its shadow, let P denote the length of the staff, and S the length of its shadow: then,

$$S : AB :: P : BC;$$

hence,

$$BC = \frac{P \times AB}{S}$$

EXAMPLES.

1. If a pole 10 feet high cast a shadow 14 feet long: required the height of an object which casts a shadow 65 feet long.

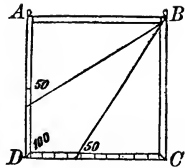
$$BC = \frac{P \times AB}{S} = \frac{10 \times 65}{14} = 46.43$$

2. If a pole 20 feet long casts a shadow of 28 feet: required the height of an object which casts a shadow of 130 feet.

Ans. 92.86.

GEOMETRICAL SQUARE.

A *geometrical square* is an instrument, $ABCD$, in the form of a square, with two sights, A and B , on one edge, and having the two edges, CD , AC , divided, each into 100 equal parts, the graduation beginning at A and C , and ending at D .



The edge AB is called the *directive edge*, CD the *parallel edge*, and AC the *perpendicular edge*. A plummet is attached to the instrument by means of a thread suspended from the vertex of the angle B .

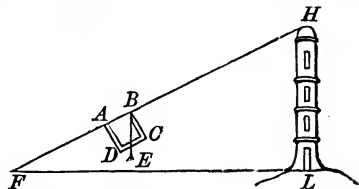
When the instrument is used, the line of sight AB is directed to the top of the object whose altitude is to be measured. We then note the distance cut off by the plumb line, either on the parallel edge CD , or on the perpendicular edge AD . The number denoting such distance, together with the length of the base line passing through the foot of the object, will enable us to find the height.

PROBLEM VI.

To measure the height of an object by means of the geometrical square.

CASE I.—When the intercepted part is on the parallel side.

Let LH be a light-house; whose height is required. Direct the line of sight AB to the top, H , of the object; then observe the number of parts in CE , and measure the base FL .



The triangles BCE and FLH are similar hence,

$$BC : CE :: FL : LH;$$

hence,

$$LH = \frac{CE \times FL}{BC}$$

EXAMPLES.

1. What is the height when $CE = 84$ and $FL = 120$ feet?
Since $BC = 100$, we have,

$$LH = \frac{84 \times 120}{100} = 100.8 \text{ feet.}$$

2. What is the height when $CE = 75$ and $FL = 125$ feet?

Ans. 93.75 ft.

3. What is the height when $CE = 45$ and $FL = 240$ yards?

Ans. 108 yds.

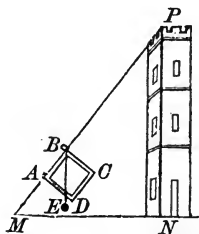
CASE II.—When the intercepted part is on the perpendicular side.

Let PN be the object, and MN the measured base: then, since the triangles ABE and MNP are similar,

$$AE : AB :: MN : NP;$$

whence,

$$NP = \frac{AB \times MN}{AE}$$



EXAMPLES.

1. What is the height when $AE = 40$ and $MN = 250$ feet?

Ans. 625 ft.

2. What is the height when $AE = 65$ and $MN = 260$ yards?

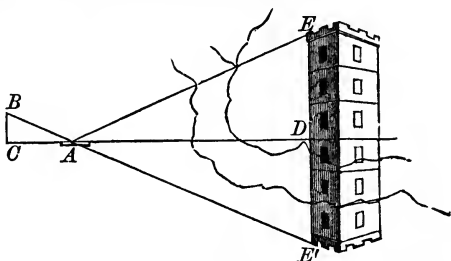
Ans. 400 yds.

PROBLEM VII.

To measure the height of an object by means of a plane mirror.

Let DE be the object whose altitude is required, and ACD a line in the same horizontal plane with the base.

Place a mirror, A , horizontally on the plane, and in such a position that, from the top of a vertical staff BC , the image, E , of the top of the



building will be seen in the mirror, in the direction BAE . Measure the distances AC , BC , and AD : then,

$$AC : CB :: AD : DE' \text{ or } DE;$$

hence,

$$DE = \frac{AD \times BC}{AC}$$

EXAMPLES.

1. Given $AC = 10$, $BC = 8$, and $AD = 84$ feet, to find the height DE .

$$DE = \frac{AD \times BC}{AC} = \frac{84 \times 8}{10} = 67.2 \text{ feet.}$$

2. Given $AC = 12$, $BC = 9$, and $AD = 125$ feet: required the height DE .

$$\text{Ans. } DE = 93.75 \text{ ft.}$$

3. Given $AC = 18$, $BC = 13.5$, and $AD = 187.5$ feet: required the height DE .

$$\text{Ans. } DE = 140 \text{ ft.}$$

PROBLEM VIII.

To determine distances by means of sound.

The velocity or rate of travel, with which sound passes through the atmosphere has been determined with considerable precision, at least, to within about a two-hundredth part of the distance passed over in a given or known time. Hence, this velocity can be employed to determine the distance at which the cause of any sound—as the report of a cannon or a peal of thunder—has happened, when the time elapsed between the flash of the powder, or of the lightning, and the perception of the sound is known.

It has been found, by observation, that the velocity of sound is about 1125 feet in a second of time; hence, if the time be estimated in seconds, and denoted by T , and the required distance by D , we shall have,

$$D = 1125 \times T.$$

EXAMPLES.

1. What is the distance, when the time is 5 seconds?

$$D = 1125 \times T = 1125 \times 5 = 5625 \text{ feet.}$$

2. What is the distance of a ship, having observed that the report of a gun fired on board it, was heard 10 seconds after the flash was seen?

Ans. 2 miles 69 ft.

3. Find the distance of a thunder cloud, when the time elapsed between the flash of lightning and the thunder is 6 seconds.

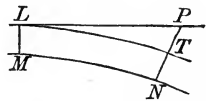
Ans. 1 mile 490 yds.

LEVELLING.

A line of *true level* is such, that all points in it are equally distant from the centre of the earth.

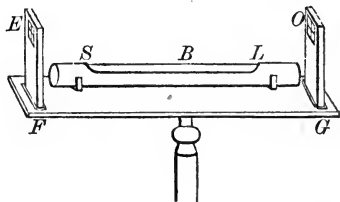
A line of *apparent level*, at any place, is a horizontal line passing through that place.

Let LT be an arc of the earth's surface, and $LTNM$ a portion of the earth, and LP a line drawn tangent to the arc at the point L . Then, L and P



are in the same *apparent level*, when P is seen in a horizontal line from L ; also, L and T are in the same *true level*, and PT is the difference between the true and apparent level of the points L and P . The horizontal line through L is determined by means of a spirit level placed at L .

The *spirit level*, SL , consists of a glass tube nearly filled with spirit of wine, and enclosed in a brass tube, except the upper part. It is sometimes placed parallel to the axis of a telescope, and when brought to a level, a point at a distance is seen on the same level with the axis of the telescope, by looking through it to a pole or other object at a distance, and marking the point on it that appears to coincide with the intersection of two very fine wires that cross each other within the telescope.



The spirit level is also sometimes attached to a bar of brass, FG , with two upright pieces, FE , GO , and small openings or *sights* at E and O so placed as to be on a horizontal line when

the level SL is horizontal, which is always the case when the air bubble at B is at the middle point.

PROBLEM IX.

To find the difference between the true and apparent level for any given distance.

The difference PT between the true and apparent level, for any distance LT (see fig., p. 269), is found to be proportional to the square of the distance LT . For 1 mile this difference is found to be 8 inches; for 2 miles it will be 8 inches multiplied by the square of 2, which is 4; for 3 miles, 8 inches multiplied by the square of 3, which is 9; and similarly for any other distance.

EXAMPLES.

1. What is the difference between true and apparent level, at a distance of 4 miles?

$$4^2 = 16, \text{ and } 16 \times 8 \text{ inches} = 128 \text{ inches} = 10\frac{2}{3} \text{ feet.}$$

2. What is the difference between true and apparent level, at a distance of 2022 feet?

First, find what part the given distance is of one mile.

$$\frac{2022}{5280} = 0.383 \text{ mile: hence, } \overline{.383}^2 \times 8 = 1.174 \text{ inches.}$$

3. Required the difference between true and apparent level, at the distance of $2\frac{1}{2}$ miles. *Ans. 4 ft. 2 in.*

4. If at a point on the surface of a canal it is found that for a distance of $3\frac{1}{2}$ miles the surface of the earth is on an apparent level with it, required the depth of the surface of the canal below the surface of the earth, at that distance?

$$\textit{Ans. 8 ft. 2 in.}$$

SECTION III.


STRENGTH OF MATERIALS.

1. In investigating the strength of beams of various materials, as timber and metals, they are conceived to be composed of equal elastic fibres disposed in the direction of their length. The distention is considered, within certain narrow limits, to be proportional to the distending force. When a beam is subjected to a strain exceeding its elastic force, it takes a *set*; that is, a permanent alteration of form; and a force just not sufficient to produce this effect, is considered to measure the strength of the beam. The rules deduced by the aid of theory and experiment afford, in many important cases, a tolerably near approximation to fact, considering the variety of strength of materials of the same kind.

2. The *measure of the absolute strength or direct cohesion* of any material, is the greatest weight that a prism, one inch square, is capable of supporting, acting in the direction of its length.

The weight thus supported by any body will evidently be proportional to its transverse section.

3. When a beam, as BN , with one end fixed, is strained by a weight, W , suspended from any part of it, the *moment* of the



greatest weight it can support (that is, the product of the greatest weight supported into the length of the lever, BM' , with which it acts) is the measure of its *transverse or relative strength*.

The effect of the straining weight is to distend the fibres on the upper part of the beam, and to compress those in the lower part; and the length of the fibres in some intermediate position, as AX , will not be altered either by distention or compression, so that AX will be what is called the *neutral axis*; and the line passing through the neutral point A , about which the motion takes place, is called the *neutral axis of rotation*. When the beam is suffering the greatest strain it can bear, the fibres at B are exerting their absolute strength, and the intermediate fibres between B and A suffer distentions proportional to their distances from A . The fibres on the lower side are compressed, the quantity of compression being proportional to their distances from A . If BB' represent the distention of the fibre BM , PP' will be the distention of a fibre at the distance AP from A ; DD' will be the compression of the fibre DN , and CC' that of a fibre at the distance AC from A . The distention and compression are by some considered, when not great, to be equal; although, in the case of unseasoned timber, the resistance to compression exceeds that to distention.

The weight, W , supported, will be inversely as the length of the beam AX ; for it is the arm of the lever at which W acts. It is also evident that the weight will be proportional to the breadth; for if another beam, equal to BN , were joined to its side, the double beam would support a weight $= 2W$. The weight will also be proportional to the square of the depth. This is proved in treatises of theoretical mechanics, and also in practical treatises.* Hence, the transverse strength is proportional to

$$\frac{Wbd^2}{l}.$$

* See Barlow's Essay on the Strength of Timber, and Tredgold's Essay on the Strength of Cast-Iron.

4. The quantity by which a beam is bent from its position of rest by a transversely straining force, is called the *deflexion* as MM' .

5. When a pressure acts against a beam in the direction of its length, as in the case of pillars or posts, it is called a *crushing* or *compressive force*.

6. A force acting in such a manner as to twist or wrench a beam, as when it acts at the free extremity of an arm of a lever, one end of which is fixed in the beam in a direction perpendicular to it, as in the case of the axles of wheels, or the screw of a press, is called a *force of torsion*; and the angle through which it is twisted is called the *angle of flexure*.

7. The strains to which a bar of timber, metal, or other hard materials, may be subjected, are reducible to the four already explained, namely, a *direct strain*, a *transverse strain*, a force of *compression*, and a force of *torsion*.

8. The *modulus of elasticity* is that length of a prismatic beam, whose weight would be capable of distending any portion of it to double its length, were it capable of such distention supposed to be uniform.

Hence, any small distention of a beam is to its length, as the distending weight to the weight of the modulus of elasticity.

9. The following table contains the data for determining the strength and flexibility of materials. The column G contains the specific gravity; C the absolute strength or direct cohesion; S the constant for transverse strain; E the constant for deflexion; U that for ultimate deflexion; and M the modulus of elasticity.

MATERIAL.	G	C	S	E	U	M
Ash, - - -	760	17000	2030	6580000	395	4988000
Beech, - - -	700	11500	1560	5417000	615	4457000
Birch, Common, -	700		1900	6570000		5406000
“ American,	750		1500	5700000		3388000
Elm, - - -	540	5780	1030	2803000	509	3007000
Fir, Mar Forest,	700	12000	1140	3400000	588	2797000
“ Riga, - - -	750	12600	1130	5314000	588	4080000
“ New England,	550	12000	1100	5967000	757	6249000
Larch, Scotch,	540	7000	1120	4200000	411	4480000
Oak, English, { from	900	9000	1200	3490000	598	2872000
“ “ to		15000	2260	7000000		4702000
“ Adriatic, -	990	14000	1380	3880000	610	2257000
“ Canadian,	872	12000	1760	8950000	588	5674000
“ Dantzic, -	756	14500	1450	4760000	724	3607000
Pine, Red, -	660	10000	1340	7360000	605	6423000
“ Pitch, - -	660	10500	1630	5000000	588	4364000
Poon, - - -	600	14000	2200	6760000	596	6488000
Spar, Norway, -	577	12000	1470	5830000	648	5789000
Teak, - - -	750	15000	2460	9660000	818	7417000
Iron, Cast, { from -	7200	16300	8100	69120000		5530000
“ “ to -	7760	36000				
“ Malleable, -		60000	9000	91440000		6770000
“ Wire, -		80000				

PROBLEM I.

10. To find the absolute strength of any piece of any material of given dimensions.

RULE.

Find the area of the transverse section in square inches, and multiply it by the value of C for the given material in the preceding table, and the product will be the required strength.

Let a = the area of the transverse section in inches,

s = the strength in pounds,

then $s = aC$.

When s is given, and a is required, $a = \frac{s}{C}$, and when a is a square, whose side is b , then $b = \sqrt{a}$.

When a is a rectangle, whose breadth is b , and depth d , and if b is given, then $d = \frac{a}{b}$; and if d is given, $b = \frac{a}{d}$. If a is

a circle, whose diameter is d , then $d = \sqrt{\frac{a}{.7854}}$.

The constant, C , could also be calculated, if a and s were found by experiment, for $C = \frac{s}{a}$.

When the specific gravity differs from that in the table, then the tabular specific gravity is to that given, as the strength found by the above rule to the required strength.

Let g = the given specific gravity,

then, in this case, $s = \frac{agC}{G}$.

EXAMPLES.

1. What weight will be necessary to tear asunder a rectangular piece of beech, whose breadth (b) and depth (d) are respectively 6 and 3 inches?

Here $a = bd = 6 \times 3 = 18$ inches;

hence, $s = aC = 18 \times 11500 = 207000$ lbs.

But if the specific gravity were different from that in the table, as 705, then $s = \frac{agC}{G} = \frac{705}{700} \times 207000 = 208478$.

2. What weight will be sufficient to tear asunder a square piece of ash, the side of which is 3 inches?

Ans. 153,000 lbs.

3. What must be the weight necessary to tear a cylinder of cast-iron 2 inches diameter of mean strength, for which $C = 48000$?

Ans. 150797 lbs.

PROBLEM II.

11. *To find the deflexion of a beam fixed at one end and loaded at the other.*

RULE.

Find the continued product of the tabular value of E , the breadth of the beam, and the cube of its depth, both in inches; find also the continued product of 32, the given weight in pounds, and the cube of the length in inches; divide the latter product by the former, and the quotient will be the deflexion in inches.

When the weight is uniformly distributed along the beam, the same rule applies, except that the factor 32 must be changed to 12.

The rule applies only to cases of small deflexion.

When the specific gravity differs from that given in the table, a proportion must be made, as in the last problem—namely, the tabular specific gravity is to that given, as the result found by the preceding rule to the true deflexion.

Let b , l , d , W = the breadth, length, and depth of the beam and the weight, respectively, and D = the deflexion, then

$$D = 32 W l^3 \div E b d^3;$$

and when the load is uniformly distributed,

$$D = 12 W l^3 \div E b d^3.$$

EXAMPLES.

1. How much will a batten of larch, 5 feet long, $1\frac{1}{2}$ inches broad, and $2\frac{1}{2}$ deep, be deflected by a weight of 15 lbs. suspended from its free extremity?

$$\begin{aligned}
 D &= 32 W l^3 \div E b d^3 = 32 \times 15 \times 60^3 \div 4200000 \times 1\frac{1}{2} \times \left(\frac{5}{2}\right)^3 \\
 &= \frac{32 \times 15 \times 216000 \times 2 \times 8}{4200000 \times 3 \times 125} = \frac{16 \times 10 \times 216 \times 64}{2100 \times 1 \times 1000} \\
 &= \frac{16 \times 1 \times 72 \times 64}{700 \times 100} = 1.05 \text{ inches.}
 \end{aligned}$$

Formulas may easily be obtained from the rule to find any one of the quantities l , b , d , W , D , or E , when the rest are given; thus,

$$W = \frac{DEbd^3}{32l^3}, \quad l^3 = \frac{DEbd^3}{32W}, \quad b = \frac{32Wl^3}{DEd^3}, \quad d^3 = \frac{32Wl^3}{DEb}.$$

When the beam is square $b = d$, and then $b^4 = \frac{32l^3W}{DE}$.

The constant, E , could be also found, for $E = \frac{32Wl^3}{Dbd}$.

2. A spar of Mar Forest fir is 10 feet long, 2 inches broad, and 3 deep, what will be its deflexion if a weight of 10 lbs. be suspended from its free end? *Ans. 3 in.*

3. What will be the deflexion of the same spar, if it is supported by a spur at 4 feet distance from the wall? *Ans. .65 in.*

PROBLEM III.

12. *To find the deflexion of a beam supported at both ends, and loaded with a weight at the middle.*

RULE.

Find the continued product of the tabular value of E , the breadth, and cube of the depth, both in inches; find also the product of the cube of the length in inches into the given weight in pounds; then divide the latter product by the former, and the quotient will be the deflexion in inches.

13. When the beam is fixed at both ends, the deflexion, with an equal weight, will be only $\frac{2}{3}$ of the result found by the above rule.

$$D = Wl^3 \div Ebd^3;$$

and from this formula are derived the following :

$$W = DEb \left(\frac{d}{l}\right)^3, l^3 = \frac{DEbd^3}{W}, b = \frac{W}{DE} \left(\frac{l}{d}\right)^3, d = l \sqrt[3]{\frac{W}{DEb}}.$$

It is evident, from the above rule, that the deflexion in the former problem for the same beam and weight is 32 times greater than in this problem.

EXAMPLES.

1. Find the deflexion of a beam of the best English oak, its length being 20 feet, breadth 4 inches, and depth 5 inches, when loaded with a weight of 1000 lbs.

$$\begin{aligned} D &= \frac{Wl^3}{Ebd^3} = \frac{1000 \times 20^3 \times 12^3}{7000000 \times 4 \times 5^3} = \frac{1 \times 8000 \times 432}{7000 \times 1 \times 125} \\ &= \frac{1 \times 64 \times 432}{7 \times 1 \times 1000} = \frac{27648}{7000} = 3.95 \text{ inches.} \end{aligned}$$

2. A joist of American birch, 20 feet long, 3 inches thick, and 8 deep, is loaded with a weight of 3000 lbs.: what is the depression? *Ans.* 4.7 in.

3. A beam of iron 30 feet long, 3 inches thick, and 9 inches deep, is fixed at both ends, and loaded with 3 tons: what is the deflexion? *Ans.* 1.38 in.

14. When the beam is uniformly loaded, and supported at both ends, the deflexion will be only $\frac{5}{8}$ of that found by the preceding problem.

15. When the beam is uniformly loaded and fixed at both ends, the deflexion will be only $\frac{5}{12}$ of that found by the prece-

ding problem, or $\frac{2}{3}$ of that found by the rule in the preceding article.

16. The deflexion of a beam, fixed at both ends, is only $\frac{2}{3}$ of the deflexion when its ends are only supported, whether it be loaded by a weight at the middle, or by a weight uniformly distributed over it.

The examples in the preceding problem are sufficient to illustrate the rules in articles 14 and 15.

The formula for the case in Art. 14 is $D = \frac{5 Wl^3}{8 Ebd^3}$,

and that for the case in Art. 15 is $D = \frac{5 Wl^3}{12 Ebd^3}$.

And from these the formulas for b , d , l , and W , are easily obtained.

PROBLEM IV.

17. *To find the ultimate deflexion of a beam before rupture, when supported at both ends.*

RULE.

Multiply the tabular value of U by the depth of the beam in inches, and divide the square of the length also in inches by that product, and the quotient will be the ultimate deflexion.

$$D = l^2 \div dU.$$

Hence, $l^2 = dDU$, and $d = l^2 \div DU$.

18. The same rule applies when the beam is fixed at both ends.

19. When the piece is fixed only at one end, the deflexion will be 8 times greater than that found by the above rule, or $D = 8 l^2 \div dU$.

EXAMPLES.

1. Find the ultimate deflexion of a 2-inch plank of Dantzic oak, which is 25 feet long.

$$D = l^2 \div dU = 300^2 \div 2 \times 724 = \frac{90000}{1448}$$

$$= 62.16 = 5 \text{ feet } 2 \text{ inches.}$$

2. Find the ultimate deflexion of an ash plank 4 inches thick and 40 feet long. *Ans.* 145.8 in.

3. A spar of ash, 2 inches deep and 6 feet long, is fixed at one end, and is broken by a weight applied at the free end: what was the ultimate deflexion? *Ans.* 52.5 in.

PROBLEM V.

20. To find the ultimate transverse strength of a rectangular beam, fixed at one end, and loaded at the other.

RULE.

Find the continued product of the tabular value of S , the breadth and square of the depth, both in inches, and divide this product by the length in inches, and the quotient will be the weight in pounds.

Or,
$$W = bd^2S \div l.$$

Hence,
$$l = \frac{bd^2S}{W}, \quad b = \frac{lW}{d^2S}, \quad \text{and} \quad d^2 = \frac{lW}{bS}.$$

21. When the beam is uniformly loaded, the weight will be twice as great as that found by this rule.

Besides this rule, another, which is more accurate, is given in Barlow's Essay, which, in the examples given by him, leads to a result from $\frac{1}{10}$ to $\frac{1}{20}$ greater than that obtained by the above rule. The latter rule, however, is more simple, and therefore more convenient in practice, and for a permanent load, only $\frac{2}{3}$ of that obtained by this rule is taken.

EXAMPLES.

1. Find the ultimate transverse strength of a malleable bar of iron, 10 feet long, 2 inches thick, and 3 deep.

$$W = bd^2S \div l = 2 \times 3^2 \times 9000 \div 120 = \frac{2 \times 9 \times 9000}{120} \\ = 1350 \text{ lbs.}$$

2. What weight will break a spar of New England fir, its breadth being 2 inches, depth 3 inches, and length 5 feet?

Ans. 330 lbs.

3. What weight uniformly distributed over a bar of cast-iron, $6\frac{3}{4}$ feet long, 1 inch thick, and $2\frac{1}{2}$ deep, will just be sufficient to break it?

Ans. 1265.6 lbs.

4. A Norway spar, 2 inches square, was broken by a weight of 125 pounds: what was its length?

Ans. 94.1 in.

PROBLEM VI.

22. *To find the ultimate transverse strength of a rectangular beam, supported at both ends, and loaded at the middle.*

RULE.

The strength is four times as great as that given by the last problem.

Or,
$$W = 4bd^2S \div l.$$

Hence,
$$l = \frac{4bd^2S}{W}, b = \frac{lW}{4d^2S} \text{ and } d^2 = \frac{lW}{4bS}.$$

23. When the beam is uniformly loaded, the result will be the double of that found by the above rule.

24. When the beam is fixed at both ends, the result will be $\frac{1}{2}$ greater than that found by the rule.

25. When the beam is fixed at both ends, and uniformly loaded, the result will be double that in the last article, or 3 times that found by the above rule.

26. Another rule is given by Barlow for this problem, to which the remark in article 21 also applies.

EXAMPLES.

1. What is the greatest weight that can be supported by a beam of larch, whose length is $8\frac{1}{3}$ feet, breadth 8 inches, and depth 10 inches, when fixed at both ends, and the weight uniformly distributed over it?

$$\text{By 22, } W = 4bd^2S \div l = \frac{4 \times 8 \times 10^2 \times 1120}{100} = 35840,$$

and by 25, $W = 3 \times 35840 = 107520$ lbs.

2. A bar of cast-iron, 2 inches square and 15 feet long, is supported at both ends: what weight applied at its middle will break it? *Ans.* 1440 lbs.

3. A joist of New England fir is 25 feet long, 3 inches thick, and 7 inches deep: what weight uniformly distributed over it will break it when it is supported at both ends? *Ans.* 4312 lbs.

4. The length of a plank of American birch is 10 feet, its breadth 5 inches, and the weight necessary to break it, when supported at both ends, is 1500 lbs.: what is its thickness? *Ans.* 2.45 in.

PROBLEM VII.

27. *To find the weight under which a column will begin to bend when placed vertically on a horizontal plane.*

RULE.

Find the continued product of the tabular value of E ; the number .2056, the breadth, and the cube of the thickness, both in inches; divide this product by the square of the length in inches, and the quotient will be the weight in pounds.

Let b and t denote respectively the breadth and thickness, then

$$W = .2056 Ebt^3 \div l^2.$$

$$\text{Hence, } l^2 = \frac{.2056 Ebt^3}{W}, b = \frac{l^2 W}{.2056 Et^3}, \text{ and } t^3 = \frac{l^2 W}{.2056 Eb}.$$

28. When the column is cylindrical, find the continued product of .121, E , and the fourth power of the diameter, and divide the product by the square of the length.

Let d = the diameter, then $W = .121 Ed^4 \div l^2$.

$$\text{Hence, } l^2 = \frac{.121 Ed^4}{W}, \text{ and } d^4 = \frac{l^2 W}{.121 E}$$

$$\text{Or, } l = \frac{11}{10} d^2 \sqrt{\frac{E}{10 W}}, \text{ and } d^2 = \frac{10}{11} l \sqrt{\frac{10 W}{E}}.$$

EXAMPLES.

1. What weight will be necessary to bend a column of Riga fir, 5 inches square and $8\frac{1}{2}$ feet long?

$$W = .2056 Ebt^3 \div l^2 = \frac{.2056 \times 5314000 \times 5 \times 5^3}{100^2} \\ = 68285 \text{ lbs.}$$

2. What weight will be sufficient to bend a column of Mar forest fir, 25 feet long, 8 inches thick, and 10 broad?

Ans. 39767 lbs.

3. What weight will bend a cast-iron column 5 inches square and $6\frac{1}{4}$ feet long?

Ans. 1579000 lbs.

4. What weight can a column of pitch pine support, whose length is 15 feet, breadth 12 inches, and thickness 10 inches?

Ans. 380741 lbs.

5. What must be the length of a column of ash, which is 8 inches thick and 9 broad, that will bend with a weight of 822400 lbs.?

Ans. 81 in.

6. Under what weight will a cylindrical column of Riga fir begin to bend, its diameter being 10 inches, and length $16\frac{3}{4}$ feet? *Ans.* 160748 lbs.

7. A cylindrical pillar of cast-iron, $7\frac{1}{2}$ inches in diameter, begins to bend under a weight of 160000 lbs.: required its length. *Ans.* $34\frac{1}{8}$ ft.

29. Another solution of this problem can be obtained by employing the *modulus of elasticity* for the given material. For a rectangular beam we have this

RULE.

Find the continued product of .8225, the tabular value of M , and the square of the thickness in inches, and divide this product by the square of the length also in inches; then the quotient will be the length of a bar of the same thickness, breadth, and material, whose weight will bend the given column.

Let b = the thickness, and M = the modulus of elasticity, then if L = the required length of the bar,

$$*L = .8225 Mb^2 \div l^2 = .8225 M \left(\frac{b}{l}\right)^2$$

For the example given above,

$$L = .8225 M \left(\frac{b}{l}\right)^2 = \frac{.8225 \times 4080000 \times 5^2}{100^2} = 8288.5 \text{ feet.}$$

The solidity of this length of the column is

$$v = bdl = \frac{5}{12} \times \frac{5}{12} \times 8288.5 = 1439 \text{ cubic feet.}$$

The specific gravity of which is 750; and hence (9) its weight $W = 750 v = 750 \times 1439 = 1079250$ ounces = 67453 lbs.

The weight found by the preceding rule was 68285, and the difference between these results is 832, or less than $\frac{1}{80}$ part of the whole.

* For the theoretical investigation of this rule, see Whewell's Dynamics, art. 147.

The modulus M may be found in various ways, but after E is determined, the value of M can be found by multiplying E by 576, and dividing the product by the specific gravity of the material; that is, $M = 576 \frac{E}{G}$. The results obtained by different methods will, however, differ by a small fraction of the whole, in consequence of the variations in the qualities of the same kind of materials.

The reader may solve the exercises of the preceding problem by this method, and compare the results.

30. In applying the preceding rules to cast-iron, the results are considerably different from those obtained by the rules given by Tredgold in his essay on the strength of cast-iron. The cause of this appears to be that the absolute strength of the metal determined by him is considerably lower than the value adopted by some others; for, as remarked by Dr. Young, "a permanent alteration of form limits the strength of materials almost as much as fracture, since in general the force which is capable of producing this effect, is sufficient, with a small addition, to increase it till fracture takes place;" and Tredgold adopted as the measure of the strength a force less than that capable of producing permanent alteration of form. He found, by a comparison of many experiments, that the force necessary to break a beam of cast-iron is 3.3 times greater than that which is sufficient to produce this permanent change. The cast-iron to which the rules given by him apply, is soft grey cast-iron, which is possessed of considerable malleability, a criterion of its superior strength in resisting fracture by a shock or blow, to which the white hard iron is liable on account of its brittleness, and the former is not liable to sudden failure. This grey iron was found to be capable of supporting

15300 lbs. of a longitudinal strain for every square inch of section, without being subject to permanent change of form. Most of the following rules are deduced from those given by Tredgold in his essay.

PROBLEM VIII.

31. *To find the weight that a rectangular cast-iron beam, supported at both ends, can sustain at its middle.*

RULE.

Find the continued product of 850, the breadth and square of the depth, both in inches, and divide this product by the length in feet, and the quotient will be the required weight.

That is, $W = 850 bd^2 \div l$.

Hence, $l = \frac{850 bd^2}{W}$, $b = \frac{lW}{850 d^2}$, and $d^2 = \frac{lW}{850 b}$.

32. For malleable iron, use 950 instead of 850. For a beam fixed at both ends, apply the rules in arts. 24, 25. The weight of the beam must always be added to the applied weight: the weight of the beam is equivalent to $\frac{5}{8}$ of it applied at the middle; and any weight uniformly distributed is also equivalent to $\frac{5}{8}$ of it applied at the middle.

EXAMPLES.

1. A bar of cast-iron is 2 inches square and 15 feet long: what weight will it be capable of supporting?

$$W = 850 bd^2 \div l = \frac{850 \times 2 \times 2^2}{15} = \frac{170 \times 8}{3} = 453 \text{ lbs.}$$

This result is only about $\frac{1}{3}$ of that found by the former method in art. 22 (see the second example), for the reason explained in art. 30.

2. Find the weight that can be supported by a beam 5 inches square and 10 feet long? Ans. 10625.

3. A beam of cast-iron is 20 feet long and $2\frac{1}{2}$ inches broad, and it has to support a load of 10000 lbs.: what must be its depth? *Ans.* $9\frac{1}{2}$.

4. A cast-iron joist is 30 feet long, 10 inches deep, and 3 inches broad: what weight, uniformly distributed, can it sustain? *Ans.* 13600 lbs.

PROBLEM IX.

To find the weight that a beam fixed at one end can sustain at its free end.

RULE.

The weight is $\frac{1}{4}$ of that found by the preceding problem.

$$W = \frac{1}{4} \times 850 bd^2 \div l = 212 bd^2 \div l.$$

The other formulas are the same as in the last problem, if 212 is used instead of 850; and for wrought iron, use $\frac{1}{4} \times 950$, or 238 instead of 212.

34. When the weight is uniformly distributed over the beam, take $\frac{1}{2}$ of that found by the preceding problem. Or in the formulas of last problem use 425 for 850.

EXAMPLES.

1. A beam is 30 feet long, 8 inches deep, and $2\frac{1}{2}$ broad: what weight can it support? *Ans.* 1132 lbs.

2. What load uniformly distributed over a beam 32 feet long, 4 inches deep, and 2 broad, can it sustain *Ans.* 425 lbs.

3. A beam 20 feet long and 10 inches deep supports a load of 17000 lbs.: what is its breadth? *Ans.* 16 in.

4. A beam 24 feet long and 2 inches broad supports 1735 lbs. uniformly distributed: required its depth. *Ans.* 7 in.

PROBLEM X.

35. To find the weight which a solid cylinder of cast-iron, supported at both ends, can sustain at the middle.

RULE.

Multiply the cube of the diameter in inches by 500, and divide the product by the length in feet, then the quotient will be the weight.

$$W = 500 d^3 \div l, \text{ where } d = \text{the diameter.}$$

Hence,
$$l = \frac{500 d^3}{W}, \text{ and } d^3 = \frac{lW}{500}.$$

36. When the weight is uniformly diffused, it will be double that given by the preceding rule; or,

$$W = \frac{1000 d^3}{l}; \text{ hence } l = \frac{1000 d^3}{W}, \text{ and } d = \frac{1}{10} \sqrt[3]{lW}.$$

Since $\frac{500}{850} = \frac{10}{17} = \frac{2}{3}$ nearly, the weight sustained by a cylinder is nearly equal to $\frac{2}{3}$ of that sustained by a square beam of the same length, and whose depth is equal to the diameter of the cylinder.

EXAMPLES.

1. What weight will a cylinder 10 feet long and 4 inches diameter support? *Ans.* 3200 lbs.

2. What weight will a uniformly loaded cylinder support, its length being 24 feet, and diameter 10 inches? *Ans.* 41667.

3. What will be the diameter of a cylinder 20 feet long, which is capable of supporting 3134 lbs.? *Ans.* 5 in.

4. What will be the limit of the length of a cylinder uniformly loaded by a weight of 100000 lbs., whose diameter is 12 inches? *Ans.* 17.28 ft.

PROBLEM XI.

37. To find the weight that a cylinder, fixed at one end, can sustain at the free end.

RULE.

Multiply the cube of the diameter in inches by 125, and divide the product by the length in feet, and the quotient will be the weight.

$$W = 125 d^3 \div l, \text{ or } W = \frac{1}{4} \times 500 d^3 \div l.$$

The weight is just the fourth of that found in art. 35, and the formulas the same as in that article, if $125 = \frac{1}{4}$ of 500 is taken for 500.

$$l = \frac{125 d^3}{W}, \text{ and } d^3 = \frac{lW}{125}, \text{ or } d = \frac{1}{5} \sqrt[3]{lW}.$$

EXAMPLES.

1. What weight will a cylinder 10 feet long and 4 inches diameter support at its free end? *Ans.* 800 lbs.

2. What will be the diameter of a cylinder 20 feet long that can support 784 lbs. ? *Ans.* 5 in.

3. What will be the length of a cylinder, which is 12 inches diameter, that supports 12500 lbs. ? *Ans.* 17.28 ft.

PROBLEM XII.

38. To find the exterior diameter of a hollow cylinder of cast-iron, supported at both ends, to sustain a weight applied at the middle, the ratio of the interior and exterior diameters being given.

RULE.

Let the ratio of the exterior to the interior diameter be that of 1 to n ; then take the difference between 1 and the fourth power of n , and multiply it by 500; find also the product of

the length and the weight; divide the latter product by the former; then the quotient will be the cube of the diameter.

$$d^3 = lW \div 500 (1 - n^4).$$

When the exterior diameter d is found, the interior diameter will be obtained by multiplying d by n . If d' = the interior diameter, and t = the thickness, of the metal, then

$$d' = nd, \text{ and } t = \frac{1}{2} (d - d') = \frac{1}{2} (1 - n) d.$$

EXAMPLES.

1. The weight supported by a hollow cylinder is 32000 lbs., its length is 12 feet, and the ratio of the exterior and interior diameters is 10 to 1: what are its diameters?

$$d^3 = lW \div 500 (1 - n^4) = \frac{12 \times 32000}{500 (1 - .1^4)} = \frac{12 \times 64}{1 - .0001}$$

$$= \frac{768}{.999} = \frac{768000}{999} = 868.9, \text{ and } d = \sqrt[3]{868.9} = 9.5 \text{ inches.}$$

Hence, $d' = nd = .1 \times 9.5 = .95$ inch.

and $t = \frac{1}{2} (d - d') = \frac{1}{2} (9.5 - .95) = \frac{1}{2} \times 8.55 = 4.27$;

or $t = \frac{1}{2} (1 - n) d = \frac{1}{2} (1 - .1) \times 9.5 = \frac{1}{2} \times .9 \times 9.5 = 4.27$.

2. A hollow cylinder 10 feet long supports 2500 lbs., the ratio of its diameters is 2 to 1: what are the diameters?

Ans. 1.88 and 3.76, and thickness of metal .94 in.

39. If the thickness of the metal is to be $\frac{1}{5}$ of the exterior diameter, then

$$d^3 = .132 \sqrt[3]{lW}.$$

For the equation $t = \frac{1}{5} (1 - n) d$ becomes $\frac{1}{5} d = \frac{1}{2} (1 - n) d$; hence, $2 = 5 - 5n$, and $n = \frac{3}{5} = .6$, and $1 - n^4 = 1 - .1296 = .8704$, $500 (1 - n^4) = 500 \times .8704 = 435$, and $\sqrt[3]{\frac{.132}{435}} = .132$.

3. A hollow cylinder 9 feet long is intended to support 15000 lbs., and the thickness of the metal is to be $\frac{1}{5}$ of the exterior diameter: required its diameters.

Ans. 6.8 and 4.1 in.

PROBLEM XIII.

4C. To find the deflexion of a rectangular beam of cast-iron, supported at the ends, and fully loaded in the middle.

RULE.

Divide the square of the length in feet by 50 times the depth in inches, and the quotient is the deflexion in inches.

Let D = the deflexion,

$$\text{then } D = \frac{l^2}{50d}, \quad l^2 = 50Dd, \quad \text{and } d = \frac{l^2}{50D}.$$

The cohesive strength of the beam is considered to be equivalent to 15300 lbs. on the square inch.

EXAMPLES.

1. Find the deflexion of a beam 18 feet long and 12 inches deep. *Ans. .54 in.*

2. What is the deflexion of a beam 30 feet long and 15 inches deep? *Ans. 1.2 in.*

PROBLEM XIV.

41. To find the deflexion of a rectangular beam of cast-iron, supported at both ends, when fully loaded, and the weight uniformly distributed over it.

RULE.

Divide the square of the length in feet by 40 times the depth in inches, and the quotient is the deflexion in inches.

$$D = \frac{l^2}{40d}, \quad l^2 = 40Dd, \quad \text{and } d = \frac{l^2}{40D}.$$

EXAMPLES.

1. What is the deflexion of a beam 12 feet long and 5 inches deep? *Ans. .72 in.*

2. Find the deflexion of a beam 15 feet long and $5\frac{1}{4}$ inches deep. *Ans. 1.07 in.*

PROBLEM XV.

42. To find the resistance to torsion of a square shaft of cast iron.

RULE.

Find the continued product of 92.5, the number of degrees in the angle of flexure, and the fourth power of the side in inches; divide this product by the product of the length and the leverage of the power both in feet, and the quotient will be the resistance in pounds.

Let a = the number of degrees in the angle of flexure,
and s = the side of the shaft in inches,

l = the length in feet,

L = the leverage of the power W in feet,

W = the resistance in pounds;

then $W = 92.5 as^4 \div lL$.

Hence,

$$a = \frac{LWl}{92.5 s^4}, \quad l = \frac{92.5 as^4}{LW}, \quad L = \frac{92.5 as^4}{lW}, \quad \text{and} \quad s^4 = \frac{LWl}{92.5 a}.$$

EXAMPLES.

1. The side of a square shaft is 3 inches and its length 12 feet, and it is driven by a power acting with a leverage of 2 feet: what power may be applied to it, so as not to cause a flexure of more than $1^\circ 6'$? *Ans.* 343.4 lbs.

2. What must be the side of a square shaft of cast-iron 10 feet long to resist a power of 1500 lbs. acting with a leverage of 3 feet, with an angle of flexure of $1\frac{1}{2}$ degrees? *Ans.* 4.244.

PROBLEM XVI.

43. To find the resistance to torsion of a solid cylinder of cast-iron.

RULE.

Find the continued product of 55, the number of degrees in the angle of flexure, and the fourth power of the diameter in

inches; divide this product by the product of the length and the leverage both in feet, and the quotient will be the resistance.

$$W = 55 ad^4 \div lL.$$

Hence, $a = \frac{L W l}{55 d^4}$, $l = \frac{55 ad^4}{L W}$, $L = \frac{55 ad^4}{l W}$, and $d^4 = \frac{L W l}{55 a}$

Since $\frac{.55}{92.5} = \frac{11}{18.5} = \frac{22}{37} = \frac{2}{3}$ nearly, a cylinder can sustain nearly $\frac{2}{3}$ of the torsion that a square beam is capable of, whose side is equal to the diameter of the cylinder.

EXAMPLES.

1. A shaft is 35 feet long and 10 inches diameter: what power can it sustain, acting at a leverage of 2 feet with an angle of flexure of 1° ? *Ans.* 7857 lbs.

2. A shaft is 20 feet long, and has to transmit a power of 4500 lbs., acting with a leverage of 2 feet: what must be its diameter so that the angle of flexure may be $1\frac{1}{2}^\circ$? *Ans.* 6.8 in.

44. The resistance to a *crushing force* cannot be determined with even an approximation to the truth, when the length is small. The theory of the subject is in a very imperfect state; and the experiments regarding it are equally deficient, either in accuracy or on account of the smallness of the specimens. The following are some of the results obtained by Rennie, showing the force necessary to crush different kinds of materials:*

A cube of cast-iron $\frac{1}{4}$ inch,	10561 lbs.
A cube of cast-iron $\frac{1}{8}$ inch,	1454 ..
A piece $\frac{1}{4}$ inch square and $\frac{1}{2}$ inch long,	9374 ..
A piece $\frac{1}{4}$ inch square and 1 inch long,	6321 ..

* Tredgold's Essay on the Strength of Cast Iron, art. 64; and Leslie's Natural Philosophy, p. 221.

A cube of elm of 1 inch,	1284 ..
A cube of deal of 1 inch,	1928 ..
A cube of English oak 1 inch,	3860 ..
A cube of Craigleith stone of $1\frac{1}{2}$ inch, crushed in direction of strata,	15560 ..
The same crushed across the strata,	12346 ..
Cornish granite, of same size,	14302 ..
Peterhead granite, do.	18636 ..
Aberdeen blue granite, do.	24536 .

PROBLEM XVII.

45. *To find the weight that could be safely supported by a column of cast-iron of considerable length resting on a horizontal plane.*

RULE.

The rules for this problem would be very tedious, if expressed in common language; they are, therefore, given algebraically.*

Let W = the weight in pounds, b = the greater side, and d = the less side both in inches, and l = the length in feet;

then
$$W = \frac{15300 bd^3}{d^2 \times .18 l^2}$$

when the weight acts along the axis.

When the weight acts at the distance a inches from the axis,

then
$$W = \frac{15300 bd^3}{d^2 + 6 ad + .18 l^2}$$

For a cylinder, the force acting in the direction of its axis,

$$W = \frac{9562 d^4}{d^2 + .18 l^2}$$

When the direction of the force is a inches from the axis,

$$W = \frac{9562 d^4}{d^2 + 6 ad + .18 l^2}$$

* See Tredgold's Essay, articles 240—247.

It is considered to be probable that the weight generally acts at the edge which is nearest to the axis, that is, at the distance $\frac{1}{2}d$; hence, $a = \frac{1}{2}d$, and then

for a rectangular column of cast-iron,
$$W = \frac{15300 bd^3}{4d^2 + .18l^2}$$

for a rectangular column of malleable iron,
$$W = \frac{17800 bd^3}{4d^2 + .16l^2}$$

for a rectangular column of oak,
$$W = \frac{3960 bd^3}{4d^2 + .5l^2}$$

for a cylinder of cast-iron,
$$W = \frac{9562 d^4}{4d^2 + 18l^2}$$

for a cylinder of malleable iron,
$$W = \frac{11125 d^4}{4d^2 + .16l^2}$$

for a cylinder of oak,
$$W = \frac{2470 d^4}{4d^2 + .5l^2}$$

46. As the pressure has the greatest effect in bending a pillar when it acts farthest distant from the centre, that is, at the edge, it is safest in practice to compute the strength by the last six formulas.

In practice, for safety, a beam ought not to be subjected to a pressure exceeding $\frac{1}{3}$ or $\frac{1}{4}$ of its strength, as determined by computation.

EXAMPLES.

1. Find the weight that can be safely supported by a square pillar 5 inches in the side and $6\frac{1}{4}$ feet long, the direction of the force being along the axis. *Ans.* 298537.

2. What weight can a rectangular column of malleable iron 6 inches broad, 5 thick, and $12\frac{1}{2}$ feet long, support, supposing the pressure to be at the edge nearest the axis?

Ans. 106800 lbs.

3. What weight can a cylindrical pillar of oak 10 feet long

and 10 inches in diameter support, the pressure being at the edge of the top? *Ans.* 54889.

4. Find the pressure that can be sustained by the piston-rod of a steam-engine, its length being 4 feet, and its diameter 4 inches. *Ans.* 42789 *lbs.*

47. In experimenting on transverse strains of materials, it is found, as formerly stated, that a certain amount of straining force produces a *set*, or permanent change of form. This state must result from an entire destruction of the elasticity by the overstraining or *setting* force; and, as it cannot take place suddenly, it follows that the elasticity must gradually diminish as the force increases, till the material attains this state. From what point this diminution of elasticity begins, is uncertain; but it is very probable that it begins with the effect of the smallest straining force, though at first the diminution may be insensible, as the distention itself is very small; so that the elasticity may go on gradually, perhaps nearly uniformly, diminishing till the force becomes a setting force, and completely destroys it.

If this is the law of diminution of elasticity, then the forces producing fracture cannot be considered as having any constant proportion to what may be called the practical strength of the material, as measured by the greatest force that is just insufficient to overstrain it; for one of the elements concerned in the estimate of the practical strength, namely, the elasticity, ceases to exist even when the force is less than that required to produce fracture. This view of the subject will assist in the explanation of the rather anomalous results obtained by different experimentalists.

A TABLE

OF

LOGARITHMS OF NUMBERS

FROM 1 TO 10,000.

N.	Log.	N.	Log.	N.	Log.	N.	Log.
1	0.000000	26	1.414973	51	1.707570	76	1.880814
2	0.301030	27	1.431364	52	1.716003	77	1.886491
3	0.477121	28	1.447158	53	1.724276	78	1.892095
4	0.602060	29	1.462398	54	1.732394	79	1.897627
5	0.698970	30	1.477121	55	1.740363	80	1.903090
6	0.778151	31	1.491362	56	1.748188	81	1.908485
7	0.845098	32	1.505150	57	1.755875	82	1.913814
8	0.903090	33	1.518514	58	1.763428	83	1.919078
9	0.954243	34	1.531479	59	1.770852	84	1.924279
10	1.000000	35	1.544068	60	1.778151	85	1.929419
11	1.041393	36	1.556303	61	1.785330	86	1.934498
12	1.079181	37	1.568202	62	1.792392	87	1.939519
13	1.113943	38	1.579784	63	1.799341	88	1.944483
14	1.146128	39	1.591065	64	1.806181	89	1.949390
15	1.176091	40	1.602060	65	1.812913	90	1.954243
16	1.204120	41	1.612784	66	1.819544	91	1.959041
17	1.230449	42	1.623249	67	1.826075	92	1.963788
18	1.255273	43	1.633468	68	1.832509	93	1.968483
19	1.278754	44	1.643453	69	1.838849	94	1.973128
20	1.301030	45	1.653213	70	1.845098	95	1.977724
21	1.322219	46	1.662758	71	1.851258	96	1.982271
22	1.342423	47	1.672098	72	1.857333	97	1.986772
23	1.361728	48	1.681241	73	1.863323	98	1.991226
24	1.380211	49	1.690196	74	1.869232	99	1.995635
25	1.397940	50	1.698970	75	1.875061	100	2.000000

REMARK. In the following table, in the nine right hand columns of each page, where the first or leading figures change from 9's to 0's, points or dots are introduced instead of the 0's, to catch the eye, and to indicate that from thence the two figures of the Logarithm to be taken from the second column, stand in the next line below.

N.	0	1	2	3	4	5	6	7	8	9	D.
100	000000	0434	0868	1301	1734	2166	2598	3029	3461	3891	432
101	4321	4751	5181	5609	6038	6466	6894	7321	7748	8174	428
102	8600	9026	9451	9876	•300	•724	1147	1570	1993	2415	424
103	012837	3259	3680	4100	4521	4940	5360	5779	6197	6616	419
104	7033	7451	7868	8284	8700	9116	9532	9947	•361	•775	416
105	021189	1603	2016	2428	2841	3252	3664	4075	4486	4896	412
106	5306	5715	6125	6533	6942	7350	7757	8164	8571	8978	408
107	9384	9789	•195	•600	1004	1408	1812	2216	2619	3021	404
108	033424	3826	4227	4628	5029	5430	5830	6230	6629	7028	400
109	7426	7825	8223	8620	9017	9414	9811	•207	•602	•998	396
110	041303	1787	2182	2576	2969	3362	3755	4148	4540	4932	393
111	5323	5714	6105	6495	6885	7275	7664	8053	8442	8830	389
112	5218	9606	9993	•380	•766	1153	1538	1924	2309	2694	386
113	053078	3463	3846	4230	4613	4996	5378	5760	6142	6524	382
114	6905	7286	7666	8046	8426	8805	9185	9563	9942	•320	379
115	060698	1075	1452	1829	2206	2582	2958	3333	3709	4083	376
116	4438	4832	5206	5580	5953	6326	6699	7071	7443	7815	372
117	8186	8557	8928	9298	9668	••38	•407	•776	1145	1514	369
118	071882	2250	2617	2985	3352	3718	4085	4451	4816	5182	366
119	5547	5912	6276	6640	7004	7368	7731	8094	8457	8819	363
120	079181	9543	9904	•266	•626	•987	1347	1707	2067	2426	360
121	082785	3144	3503	3861	4219	4576	4934	5291	5647	6004	357
122	6360	6716	7071	7426	7781	8136	8490	8845	9198	9552	355
123	9905	•258	•611	•963	1315	1667	2018	2370	2721	3071	351
124	093422	3772	4122	4471	4820	5169	5518	5866	6215	6565	349
125	6910	7257	7604	7951	8298	8644	8990	9335	9681	••26	346
126	100371	0715	1059	1403	1747	2091	2434	2777	3119	3462	343
127	3804	4146	4487	4828	5169	5510	5851	6191	6531	6871	340
128	7210	7549	7888	8227	8565	8903	9241	9579	9916	•253	338
129	110590	0926	1263	1599	1934	2270	2605	2940	3275	3609	335
130	113943	4277	4611	4944	5278	5611	5943	6276	6608	6940	333
131	7271	7603	7934	8265	8595	8926	9256	9586	9915	•245	330
132	120574	0903	1231	1560	1888	2216	2544	2871	3198	3525	328
133	3852	4178	4504	4830	5156	5481	5806	6131	6456	6781	325
134	7105	7429	7753	8076	8399	8722	9045	9368	9690	••12	323
135	130334	0655	0977	1298	1619	1939	2260	2580	2900	3219	321
136	3539	3858	4177	4496	4814	5133	5451	5769	6086	6403	318
137	6721	7037	7354	7671	7987	8303	8618	8934	9249	9564	315
138	9879	•194	•508	•822	1136	1450	1763	2076	2389	2702	314
139	143015	3327	3639	3951	4263	4574	4885	5196	5507	5818	311
140	146128	6438	6748	7058	7367	7676	7985	8294	8603	8911	309
141	9219	9527	9835	•142	•449	•756	1063	1370	1676	1982	307
142	152288	2594	2900	3205	3510	3815	4120	4424	4728	5032	305
143	5336	5640	5943	6246	6549	6852	7154	7457	7759	8061	303
144	8362	8664	8965	9266	9567	9868	•168	•469	•769	1068	301
145	161368	1667	1967	2266	2564	2863	3161	3460	3758	4055	299
146	4353	4650	4947	5244	5541	5838	6134	6430	6726	7022	297
147	7317	7613	7908	8203	8497	8792	9086	9380	9674	9968	295
148	170262	0555	0848	1141	1434	1726	2019	2311	2603	2895	293
149	3186	3478	3769	4060	4351	4641	4932	5222	5512	5802	291
150	176091	6381	6670	6959	7248	7536	7825	8113	8401	8689	289
151	8977	9264	9552	9839	•126	•413	•699	•985	1272	1558	287
152	181844	2129	2415	2700	2985	3270	3555	3839	4123	4407	285
153	4691	4975	5259	5542	5825	6108	6391	6674	6956	7239	283
154	7521	7803	8084	8366	8647	8928	9209	9490	9771	••51	281
155	190332	0612	0892	1171	1451	1730	2010	2289	2567	2846	279
156	3125	3403	3681	3959	4237	4514	4792	5069	5346	5623	278
157	5899	6176	6453	6729	7005	7281	7556	7832	8107	8382	276
158	8657	8932	9206	9481	9755	••29	•303	•577	•850	1124	274
159	201397	1670	1943	2216	2488	2761	3033	3305	3577	3848	272
N.	0	1	2	3	4	5	6	7	8	9	D.

N.	0	1	2	3	4	5	6	7	8	9	D.
160	204120	4391	4663	4934	5204	5475	5746	6016	6286	6556	271
161	6826	7006	7365	7634	7904	8173	8441	8710	8979	9247	269
162	9515	9783	••51	•319	•586	•853	1121	1388	1654	1921	267
163	212188	2454	2720	2986	3252	3518	3783	4049	4314	4579	266
164	4844	5109	5373	5638	5902	6166	6430	6694	6957	7221	264
165	7484	7747	8010	8273	8536	8798	9060	9323	9585	9846	262
166	220108	0370	0631	0892	1153	1414	1675	1936	2196	2456	261
167	2716	2976	3236	3496	3755	4015	4274	4533	4792	5051	259
168	5309	5568	5826	6084	6342	6600	6858	7115	7372	7630	258
169	7887	8144	8400	8657	8913	9170	9426	9682	9938	•193	256
170	230449	0704	0960	1215	1470	1724	1979	2234	2488	2742	254
171	2996	3250	3504	3757	4011	4264	4517	4770	5023	5276	253
172	5528	5781	6033	6285	6537	6789	7041	7292	7544	7795	252
173	8046	8297	8548	8799	9049	9299	9550	9800	••50	•300	250
174	240549	0799	1048	1297	1546	1795	2044	2293	2541	2790	249
175	3038	3286	3534	3782	4030	4277	4525	4772	5019	5266	248
176	5513	5759	6006	6252	6499	6745	6991	7237	7482	7728	246
177	7973	8219	8464	8709	8954	9198	9443	9687	9932	•176	245
178	250420	0664	0908	1151	1395	1638	1881	2125	2368	2610	243
179	2853	3096	3338	3580	3822	4064	4306	4548	4790	5031	242
180	255273	5514	5755	5996	6237	6477	6718	6958	7198	7439	241
181	7679	7918	8158	8398	8637	8877	9116	9355	9594	9833	239
182	260071	0310	0548	0787	1025	1263	1501	1739	1976	2214	238
183	2451	2688	2925	3162	3399	3636	3873	4109	4346	4582	237
184	4818	5054	5290	5525	5761	5996	6232	6467	6702	6937	235
185	7172	7406	7641	7875	8110	8344	8578	8812	9046	9279	234
186	9513	9746	9980	•213	•446	•679	•912	1144	1377	1609	233
187	271842	2074	2306	2538	2770	3001	3233	3464	3696	3927	232
188	4158	4389	4620	4850	5081	5311	5542	5772	6002	6232	230
189	6462	6692	6921	7151	7380	7609	7838	8067	8296	8525	229
190	278734	8952	9211	9439	9667	9895	•123	•351	•578	•806	228
191	281033	1261	1488	1715	1942	2169	2396	2622	2849	3075	227
192	3301	3527	3753	3979	4205	4431	4656	4882	5107	5332	226
193	5557	5782	6007	6232	6456	6681	6905	7130	7354	7578	225
194	7802	8026	8249	8473	8696	8920	9143	9366	9589	9812	223
195	290035	0257	0480	0702	0925	1147	1369	1591	1813	2034	222
196	2256	2478	2699	2920	3141	3363	3584	3804	4025	4246	221
197	4466	4687	4907	5127	5347	5567	5787	6007	6226	6446	220
198	6665	6884	7104	7323	7542	7761	7979	8198	8416	8635	219
199	8853	9071	9289	9507	9725	9943	•161	•378	•595	•813	218
200	301030	1247	1464	1681	1898	2114	2331	2547	2764	2980	217
201	3196	3412	3628	3844	4059	4275	4491	4706	4921	5136	216
202	5351	5566	5781	5996	6211	6425	6639	6854	7068	7282	215
203	7496	7710	7924	8137	8351	8564	8778	8991	9204	9417	213
204	9630	9843	••56	•268	•481	•693	•906	1118	1330	1542	212
205	311754	1966	2177	2389	2600	2812	3023	3234	3445	3656	211
206	3867	4078	4289	4499	4710	4920	5130	5340	5551	5760	210
207	5970	6180	6390	6599	6809	7018	7227	7436	7646	7854	209
208	8063	8272	8481	8689	8898	9106	9314	9522	9730	9938	208
209	320146	0354	0562	0769	0977	1184	1391	1598	1805	2012	207
210	322219	2426	2633	2839	3046	3252	3458	3665	3871	4077	206
211	4282	4488	4694	4899	5105	5310	5516	5721	5926	6131	205
212	6336	6541	6745	6950	7155	7359	7563	7767	7972	8176	204
213	8380	8583	8787	8991	9194	9398	9601	9805	•••8	•211	203
214	330414	0617	0819	1022	1225	1427	1630	1832	2034	2236	202
215	2438	2640	2842	3044	3246	3447	3649	3850	4051	4253	202
216	4454	4655	4856	5057	5257	5458	5658	5859	6059	6260	201
217	6460	6660	6860	7060	7260	7459	7659	7858	8058	8257	200
218	8456	8656	8855	9054	9253	9451	9650	9849	••47	•246	199
219	340444	0642	0841	1039	1237	1435	1632	1830	2028	2225	198
N.	0	1	2	3	4	5	6	7	8	9	D.

N.	0	1	2	3	4	5	6	7	8	9	D.
220	342423	2620	2817	3014	3212	3409	3606	3802	3999	4196	197
221	4392	4589	4785	4981	5178	5374	5570	5766	5962	6157	196
222	6353	6549	6744	6939	7135	7330	7525	7720	7915	8110	195
223	8305	8500	8694	8889	9083	9278	9472	9666	9860	••54	194
224	350248	0442	0636	0829	1023	1216	1410	1603	1796	1989	193
225	2183	2375	2568	2761	2954	3147	3339	3532	3724	3916	193
226	4108	4301	4493	4685	4876	5068	5260	5452	5643	5834	192
227	6026	6217	6408	6599	6790	6981	7172	7363	7554	7744	191
228	7935	8125	8316	8506	8696	8886	9076	9266	9456	9646	190
229	9835	••25	••215	•404	•593	•783	•972	1161	1350	1539	189
230	361728	1917	2105	2294	2482	2671	2859	3048	3236	3424	188
231	3612	3800	3988	4176	4363	4551	4739	4926	5113	5301	188
232	5488	5675	5862	6049	6236	6423	6610	6796	6983	7169	187
233	7356	7542	7729	7915	8101	8287	8473	8659	8845	9030	186
234	9216	9401	9587	9772	9958	•143	•328	•513	•698	•883	185
235	371068	1253	1437	1622	1806	1991	2175	2360	2544	2728	184
236	2912	3096	3280	3464	3647	3831	4015	4198	4382	4565	184
237	4748	4932	5115	5298	5481	5664	5846	6029	6212	6394	183
238	6577	6759	6942	7124	7306	7488	7670	7852	8034	8216	182
239	8398	8580	8761	8943	9124	9306	9487	9668	9849	••30	181
240	380211	0392	0573	0754	0934	1115	1296	1476	1656	1837	181
241	2017	2197	2377	2557	2737	2917	3097	3277	3456	3636	180
242	3815	3995	4174	4353	4533	4712	4891	5070	5249	5428	179
243	5606	5785	5964	6142	6321	6499	6677	6856	7034	7212	178
244	7390	7568	7746	7923	8101	8279	8456	8634	8811	8989	178
245	9166	9343	9520	9698	9875	••51	•228	•405	•582	•759	177
246	390935	1112	1288	1464	1641	1817	1993	2169	2345	2521	176
247	2697	2873	3048	3224	3400	3575	3751	3926	4101	4277	176
248	4452	4627	4802	4977	5152	5326	5501	5676	5850	6025	175
249	6199	6374	6548	6722	6896	7071	7245	7419	7592	7766	174
250	397940	8114	8287	8461	8634	8808	8981	9154	9328	9501	173
251	9674	9847	••20	•192	•365	•538	•711	•883	1056	1228	173
252	401401	1573	1745	1917	2089	2261	2433	2605	2777	2949	172
253	3121	3292	3464	3635	3807	3978	4149	4320	4492	4663	171
254	4834	5005	5176	5346	5517	5688	5858	6029	6199	6370	171
255	6540	6710	6881	7051	7221	7391	7561	7731	7901	8070	170
256	8240	8410	8579	8749	8918	9087	9257	9426	9595	9764	169
257	9933	•102	•271	•440	•609	•777	•946	1114	1283	1451	169
258	411620	1788	1956	2124	2293	2461	2629	2796	2964	3132	168
259	3300	3467	3635	3803	3970	4137	4305	4472	4639	4806	167
260	414973	5140	5307	5474	5641	5808	5974	6141	6308	6474	167
261	6641	6807	6973	7139	7306	7472	7638	7804	7970	8135	166
262	8301	8467	8633	8798	8964	9129	9295	9460	9625	9791	165
263	9956	•121	•286	•451	•616	•781	•945	1110	1275	1439	165
264	421604	1788	1933	2097	2261	2426	2590	2754	2918	3082	164
265	3246	3410	3574	3737	3901	4065	4228	4392	4555	4718	164
266	4882	5045	5208	5371	5534	5697	5860	6023	6186	6349	163
267	6511	6674	6836	6999	7161	7324	7486	7648	7811	7973	162
268	8135	8297	8459	8621	8783	8944	9105	9268	9429	9591	162
269	9752	9914	••75	•236	•398	•559	•720	•881	1042	1203	161
270	431364	1525	1685	1846	2007	2167	2328	2488	2649	2809	161
271	2969	3130	3290	3450	3610	3770	3930	4090	4249	4409	160
272	4569	4729	4888	5048	5207	5367	5526	5685	5844	6004	159
273	6163	6322	6481	6640	6798	6957	7116	7275	7433	7592	159
274	7751	7909	8067	8226	8384	8542	8701	8859	9017	9175	158
275	9333	9491	9648	9806	9964	•122	•279	•437	•594	•752	158
276	440909	1066	1224	1381	1538	1695	1852	2009	2166	2323	157
277	2480	2637	2793	2950	3106	3263	3419	3576	3732	3889	157
278	4045	4201	4357	4513	4669	4825	4981	5137	5293	5449	156
279	5604	5760	5915	6071	6226	6382	6537	6692	6848	7003	155
N.	0	1	2	3	4	5	6	7	8	9	D.

N.	0	1	2	3	4	5	6	7	8	9	D.
230	447158	7313	7468	7623	7778	7933	8088	8242	8397	8552	155
231	8706	8861	9015	9170	9324	9478	9633	9787	9941	••95	154
232	450249	0403	0557	0711	0865	1018	1172	1326	1479	1633	154
233	1786	1940	2093	2247	2400	2553	2706	2859	3012	3165	153
234	3318	3471	3624	3777	3930	4082	4235	4387	4540	4692	153
235	4845	4997	5150	5302	5454	5606	5758	5910	6062	6214	152
236	6366	6518	6670	6821	6973	7125	7276	7428	7579	7731	152
237	7882	8033	8184	8336	8487	8638	8789	8940	9091	9242	151
238	9392	9543	9694	9845	9995	•146	•296	•447	•597	•748	151
239	460898	1048	1193	1348	1499	1649	1799	1948	2098	2248	150
290	462393	2548	2697	2847	2997	3146	3295	3445	3594	3744	150
291	3893	4042	4191	4340	4490	4639	4788	4936	5085	5234	149
292	5383	5532	5680	5829	5977	6126	6274	6423	6571	6719	149
293	6868	7016	7164	7312	7460	7608	7756	7904	8052	8200	148
294	8347	8495	8643	8791	8939	9087	9235	9383	9531	9679	148
295	9822	9969	•116	•263	•410	•557	•704	•851	•998	1145	147
296	471292	1438	1585	1732	1878	2025	2171	2318	2464	2610	146
297	2756	2903	3049	3195	3341	3487	3633	3779	3925	4071	146
298	4216	4362	4508	4653	4799	4944	5090	5235	5381	5526	146
299	5671	5816	5962	6107	6252	6397	6542	6687	6832	6977	145
300	477121	7266	7411	7555	7700	7844	7989	8133	8278	8422	145
301	8566	8711	8855	8999	9143	9287	9431	9575	9719	9863	144
302	480007	0151	0294	0438	0582	0725	0869	1012	1156	1299	144
303	1443	1586	1729	1872	2016	2159	2302	2445	2588	2731	143
304	2874	3016	3159	3302	3445	3587	3730	3872	4015	4157	143
305	4300	4442	4585	4727	4869	5011	5153	5295	5437	5579	142
306	5721	5863	6005	6147	6289	6430	6572	6714	6855	6997	142
307	7138	7280	7421	7563	7704	7845	7986	8127	8269	8410	141
308	8551	8692	8833	8974	9114	9255	9396	9537	9677	9818	141
309	9958	•092	•239	•386	•520	•661	•801	•941	1081	1222	140
310	491352	1502	1642	1782	1922	2062	2201	2341	2481	2621	140
311	2760	2900	3040	3179	3319	3458	3597	3737	3876	4015	139
312	4155	4294	4433	4572	4711	4850	4989	5128	5267	5406	139
313	5544	5683	5822	5960	6099	6238	6376	6515	6653	6791	139
314	6930	7068	7206	7344	7483	7621	7759	7897	8035	8173	138
315	8311	8448	8586	8724	8862	8999	9137	9275	9412	9550	138
316	9687	9824	9962	•099	•236	•374	•511	•648	•785	•922	137
317	501059	1106	1333	1470	1607	1744	1880	2017	2154	2291	137
318	2427	2564	2700	2837	2973	3109	3246	3382	3518	3655	136
319	3791	3927	4063	4199	4335	4471	4607	4743	4878	5014	136
320	505150	5286	5421	5557	5693	5828	5964	6099	6234	6370	136
321	6505	6640	6776	6911	7046	7181	7316	7451	7586	7721	135
322	7856	7991	8126	8260	8395	8530	8664	8799	8934	9068	135
323	9203	9337	9471	9605	9740	9874	•009	•143	•277	•411	134
324	510545	0679	0813	0947	1081	1215	1349	1482	1617	1750	134
325	1883	2017	2151	2284	2418	2551	2684	2818	2951	3084	133
326	3218	3351	3484	3617	3750	3883	4016	4149	4282	4414	133
327	4548	4681	4813	4946	5079	5211	5344	5476	5609	5741	133
328	5874	6006	6139	6271	6403	6535	6668	6800	6932	7064	132
329	7196	7328	7460	7592	7724	7855	7987	8119	8251	8382	132
330	518514	8646	8777	8909	9040	9171	9303	9434	9566	9697	131
331	9828	9959	•092	•221	•353	•484	•615	•745	•876	1007	131
332	521138	1269	1409	1530	1661	1792	1922	2053	2183	2314	131
333	2444	2575	2705	2835	2966	3096	3226	3356	3486	3616	130
334	3746	3876	4006	4136	4266	4396	4526	4656	4785	4915	130
335	5045	5174	5304	5434	5563	5693	5822	5951	6081	6210	129
336	6339	6467	6597	6727	6856	6985	7114	7243	7372	7501	129
337	7630	7759	7888	8016	8145	8274	8402	8531	8660	8788	129
338	8917	9045	9174	9302	9430	9559	9687	9815	9943	•072	128
339	530200	0328	0456	0584	0712	0840	0968	1096	1223	1351	128
N.	0	1	2	3	4	5	6	7	8	9	D.

N.	0	1	2	3	4	5	6	7	8	9	D.
340	531479	1607	1734	1862	1990	2117	2245	2372	2500	2627	128
341	2754	2882	3009	3136	3264	3391	3518	3645	3772	3899	127
342	4026	4153	4280	4407	4534	4661	4787	4914	5041	5167	127
343	5294	5421	5547	5674	5800	5927	6053	6180	6306	6432	126
344	6558	6685	6811	6937	7063	7189	7315	7441	7567	7693	126
345	7819	7945	8071	8197	8322	8448	8574	8699	8825	8951	126
346	9076	9202	9327	9452	9578	9703	9829	9954	••79	•204	125
347	540329	0455	0580	0705	0830	0955	1080	1205	1330	1454	125
348	1579	1704	1829	1953	2078	2203	2327	2452	2576	2701	125
349	2825	2950	3074	3199	3323	3447	3571	3696	3820	3944	124
350	544068	4192	4316	4440	4564	4688	4812	4936	5060	5183	124
351	5307	5431	5555	5678	5802	5925	6049	6172	6296	6419	124
352	6543	6666	6789	6913	7036	7159	7282	7405	7529	7652	123
353	7775	7898	8021	8144	8267	8389	8512	8635	8758	8881	123
354	9003	9126	9249	9371	9494	9616	9739	9861	9984	•106	123
355	550228	0351	0473	0595	0717	0840	0962	1084	1206	1328	122
356	1450	1572	1694	1816	1938	2060	2181	2303	2425	2547	122
357	2668	2790	2911	3033	3155	3276	3398	3519	3640	3762	121
358	3883	4004	4126	4247	4368	4489	4610	4731	4852	4973	121
359	5094	5215	5336	5457	5578	5699	5820	5940	6061	6182	121
360	556303	6423	6544	6664	6785	6905	7026	7146	7267	7387	120
361	7507	7627	7748	7868	7988	8108	8228	8349	8469	8589	120
362	8709	8829	8948	9068	9188	9308	9428	9548	9667	9787	120
363	9907	••26	•146	•265	•385	•504	•624	•743	•863	•982	119
364	561101	1221	1340	1459	1578	1698	1817	1936	2055	2174	119
365	2293	2412	2531	2650	2769	2887	3006	3125	3244	3362	119
366	3481	3600	3718	3837	3955	4074	4192	4311	4429	4548	119
367	4666	4784	4903	5021	5139	5257	5376	5494	5612	5730	118
368	5848	5966	6084	6202	6320	6437	6555	6673	6791	6909	118
369	7026	7144	7262	7379	7497	7614	7732	7849	7967	8084	118
370	565202	8319	8436	8554	8671	8788	8905	9023	9140	9257	117
371	9374	9491	9608	9725	9842	9959	••76	•193	•309	•426	117
372	570543	0660	0776	0893	1010	1126	1243	1359	1476	1592	117
373	1709	1825	1942	2058	2174	2291	2407	2523	2639	2755	116
374	2872	2988	3104	3220	3336	3452	3568	3684	3800	3915	116
375	4031	4147	4263	4379	4494	4610	4726	4841	4957	5072	116
376	5188	5303	5419	5534	5650	5765	5880	5996	6111	6226	115
377	6341	6457	6572	6687	6802	6917	7032	7147	7262	7377	115
378	7492	7607	7722	7836	7951	8066	8181	8295	8410	8525	115
379	8639	8754	8868	8983	9097	9212	9326	9441	9555	9669	114
380	579784	9898	••12	•126	•241	•355	•469	•583	•697	•811	114
381	580925	1039	1153	1267	1381	1495	1608	1722	1836	1950	114
382	2063	2177	2291	2404	2518	2631	2745	2858	2972	3085	114
383	3199	3312	3426	3539	3652	3765	3879	3992	4105	4218	113
384	4331	4444	4557	4670	4783	4896	5009	5122	5235	5348	113
385	5461	5574	5686	5799	5912	6024	6137	6250	6362	6475	113
386	6587	6700	6812	6925	7037	7149	7262	7374	7486	7599	112
387	7711	7823	7935	8047	8160	8272	8384	8496	8608	8720	112
388	8832	8944	9056	9167	9279	9391	9503	9615	9726	9838	112
389	9950	••61	•173	•284	•396	•507	•619	•730	•842	•953	112
390	591065	1176	1287	1399	1510	1621	1732	1843	1955	2066	111
391	2177	2288	2399	2510	2621	2732	2843	2954	3064	3175	111
392	3286	3397	3508	3618	3729	3840	3950	4061	4171	4282	111
393	4393	4503	4614	4724	4834	4945	5055	5165	5276	5386	110
394	5496	5606	5717	5827	5937	6047	6157	6267	6377	6487	110
395	6597	6707	6817	6927	7037	7146	7256	7366	7476	7586	110
396	7695	7805	7914	8024	8134	8243	8353	8462	8572	8681	110
397	8791	8900	9009	9119	9228	9337	9446	9556	9665	9774	109
398	9883	9992	•101	•210	•319	•428	•537	•646	•755	•864	109
399	600973	1082	1191	1299	1408	1517	1625	1734	1843	1951	109

A TABLE OF LOGARITHMS FROM 1 TO 10,000.

N.	0	1	2	3	4	5	6	7	8	9	D.
400	602060	2169	2277	2386	2494	2603	2711	2819	2928	3036	108
401	3144	3253	3361	3469	3577	3686	3794	3902	4010	4118	108
402	4226	4334	4442	4550	4658	4766	4874	4982	5089	5197	108
403	5305	5413	5521	5628	5736	5844	5951	6059	6166	6274	108
404	6381	6489	6596	6704	6811	6919	7026	7133	7241	7348	107
405	7455	7562	7669	7777	7884	7991	8098	8205	8312	8419	107
406	8526	8633	8740	8847	8954	9061	9167	9274	9381	9488	107
407	9594	9701	9808	9914	••21	•128	•234	•341	•447	•554	107
408	610660	0767	0873	0979	1086	1192	1295	1405	1511	1617	106
409	1723	1829	1935	2042	2148	2254	2360	2466	2572	2678	106
410	612784	2890	2995	3102	3207	3313	3419	3525	3630	3736	106
411	3842	3947	4053	4159	4264	4370	4475	4581	4686	4792	106
412	4897	5003	5108	5213	5319	5424	5529	5634	5740	5845	105
413	5950	6055	6160	6265	6370	6476	6581	6686	6790	6895	105
414	7000	7105	7210	7315	7420	7525	7629	7734	7839	7943	105
415	8048	8153	8257	8362	8466	8571	8676	8780	8884	8989	105
416	9093	9198	9302	9406	9511	9615	9719	9824	9928	••32	104
417	620136	0240	0344	0448	0552	0656	0760	0864	0968	1072	104
418	1176	1280	1384	1488	1592	1695	1799	1903	2007	2110	104
419	2214	2318	2421	2525	2628	2732	2835	2939	3042	3146	104
420	623249	3353	3456	3559	3663	3766	3869	3973	4076	4179	103
421	4282	4385	4488	4591	4695	4798	4901	5004	5107	5210	103
422	5312	5415	5518	5621	5724	5827	5929	6032	6135	6238	103
423	6340	6443	6546	6648	6751	6853	6956	7058	7161	7263	103
424	7366	7468	7571	7673	7775	7878	7980	8082	8185	8287	102
425	8389	8491	8593	8695	8797	8900	9002	9104	9206	9308	102
426	9410	9512	9613	9715	9817	9919	••21	•123	•224	•326	102
427	630428	0530	0631	0733	0835	0936	1038	1139	1241	1342	102
428	1444	1545	1647	1748	1849	1951	2052	2153	2255	2356	101
429	2457	2559	2660	2761	2862	2963	3064	3165	3266	3367	101
430	633468	3569	3670	3771	3872	3973	4074	4175	4276	4376	100
431	4477	4578	4679	4779	4880	4981	5081	5182	5283	5383	100
432	5484	5584	5685	5785	5886	5986	6087	6187	6287	6388	100
433	6488	6588	6688	6789	6889	6989	7089	7189	7290	7390	100
434	7490	7590	7690	7790	7890	7990	8090	8190	8290	8389	99
435	8489	8589	8689	8789	8888	8988	9088	9188	9287	9387	99
436	9486	9586	9686	9785	9885	9984	••84	•183	•283	•382	99
437	640481	0581	0680	0779	0879	0978	1077	1177	1276	1375	99
438	1474	1573	1672	1771	1871	1970	2069	2168	2267	2366	99
439	2465	2563	2662	2761	2860	2959	3058	3156	3255	3354	99
440	643453	3551	3650	3749	3847	3946	4044	4143	4242	4340	98
441	4439	4537	4636	4734	4832	4931	5029	5127	5226	5324	98
442	5422	5521	5619	5717	5815	5913	6011	6110	6208	6306	98
443	6404	6502	6600	6698	6796	6894	6992	7089	7187	7285	98
444	7383	7481	7579	7676	7774	7872	7969	8067	8165	8262	98
445	8360	8458	8555	8653	8750	8848	8945	9043	9140	9237	97
446	9335	9432	9530	9627	9724	9821	9919	••16	•113	•210	97
447	650308	0405	0502	0599	0696	0793	0890	0987	1084	1181	97
448	1278	1375	1472	1569	1666	1762	1859	1956	2053	2150	97
449	2246	2343	2440	2536	2633	2730	2826	2923	3019	3116	97
450	653213	3309	3405	3502	3598	3695	3791	3888	3984	4080	96
451	4177	4273	4369	4465	4562	4658	4754	4850	4946	5042	96
452	5138	5235	5331	5427	5523	5619	5715	5810	5906	6002	96
453	6098	6194	6290	6386	6482	6577	6673	6769	6864	6960	96
454	7056	7152	7247	7343	7438	7534	7629	7725	7820	7916	96
455	8011	8107	8202	8298	8393	8488	8584	8679	8774	8870	95
456	8965	9060	9155	9250	9346	9441	9536	9631	9726	9821	95
457	9916	••11	•106	•201	•296	•391	•486	•581	•676	•771	95
458	660865	0960	1055	1150	1245	1339	1434	1529	1623	1718	95
459	1813	1907	2002	2096	2191	2286	2380	2475	2569	2663	95
N.	0	1	2	3	4	5	6	7	8	9	D.

N.	0	1	2	3	4	5	6	7	8	9	D.
460	662758	2852	2947	3041	3135	3230	3324	3418	3512	3607	94
461	3701	3795	3889	3983	4078	4172	4266	4360	4454	4548	94
462	4642	4736	4830	4924	5018	5112	5206	5299	5393	5487	94
463	5581	5675	5769	5862	5956	6050	6143	6237	6331	6424	94
464	6518	6612	6705	6799	6892	6986	7079	7173	7266	7360	94
465	7453	7546	7640	7733	7826	7920	8013	8106	8199	8293	93
466	8386	8479	8572	8665	8759	8852	8945	9038	9131	9224	93
467	9317	9410	9503	9596	9689	9782	9875	9967	••60	•153	93
468	670246	0339	0431	0524	0617	0710	0802	0895	0988	1080	93
469	1173	1265	1358	1451	1543	1636	1728	1821	1913	2005	93
470	672098	2190	2283	2375	2467	2560	2652	2744	2836	2929	92
471	3021	3113	3205	3297	3390	3482	3574	3666	3758	3850	92
472	3942	4034	4126	4218	4310	4402	4494	4586	4677	4769	92
473	4861	4953	5045	5137	5228	5320	5412	5503	5595	5687	92
474	5778	5870	5962	6053	6145	6236	6328	6419	6511	6602	92
475	6694	6785	6876	6968	7059	7151	7242	7333	7424	7516	91
476	7607	7698	7789	7881	7972	8063	8154	8245	8336	8427	91
477	8518	8609	8700	8791	8882	8973	9064	9155	9246	9337	91
478	9428	9519	9610	9700	9791	9882	9973	••63	•154	•245	91
479	680336	0426	0517	0607	0698	0789	0879	0970	1060	1151	91
480	681241	1332	1422	1513	1603	1693	1784	1874	1964	2055	90
481	2145	2235	2326	2416	2506	2596	2686	2777	2867	2957	90
482	3047	3137	3227	3317	3407	3497	3587	3677	3767	3857	90
483	3947	4037	4127	4217	4307	4396	4486	4576	4666	4756	90
484	4845	4935	5025	5114	5204	5294	5383	5473	5563	5652	90
485	5742	5831	5921	6010	6100	6189	6279	6368	6458	6547	89
486	6636	6726	6815	6904	6994	7083	7172	7261	7351	7440	89
487	7529	7618	7707	7796	7886	7975	8064	8153	8242	8331	89
488	8420	8509	8598	8687	8776	8865	8953	9042	9131	9220	89
489	9309	9398	9486	9575	9664	9753	9841	9930	••19	•107	89
490	690196	0285	0373	0462	0550	0639	0728	0816	0905	0993	89
491	1081	1170	1258	1347	1435	1524	1612	1700	1789	1877	88
492	1965	2053	2142	2230	2318	2406	2494	2583	2671	2759	88
493	2847	2935	3023	3111	3199	3287	3375	3463	3551	3639	88
494	3727	3815	3903	3991	4078	4166	4254	4342	4430	4517	88
495	4605	4693	4781	4868	4956	5044	5131	5219	5307	5394	88
496	5482	5569	5657	5744	5832	5919	6007	6094	6182	6269	87
497	6356	6444	6531	6618	6706	6793	6880	6968	7055	7142	87
498	7229	7317	7404	7491	7578	7665	7752	7839	7926	8014	87
499	8101	8188	8275	8362	8449	8535	8622	8709	8796	8883	87
500	698970	9057	9144	9231	9317	9404	9491	9578	9664	9751	87
501	9338	9924	••11	••98	•184	•271	•358	•444	•531	•617	87
502	700704	0790	0877	0963	1050	1136	1222	1309	1395	1482	86
503	1568	1654	1741	1827	1913	1999	2086	2172	2258	2344	86
504	2431	2517	2603	2689	2775	2861	2947	3033	3119	3205	86
505	3291	3377	3463	3549	3635	3721	3807	3893	3979	4065	86
506	4151	4236	4322	4408	4494	4579	4665	4751	4837	4922	86
507	5008	5094	5179	5265	5350	5436	5522	5607	5693	5778	86
508	5864	5949	6035	6120	6206	6291	6376	6462	6547	6632	85
509	6718	6803	6888	6974	7059	7144	7229	7315	7400	7485	85
510	707570	7655	7740	7826	7911	7996	8081	8166	8251	8336	85
511	8421	8506	8591	8676	8761	8846	8931	9015	9100	9185	85
512	9270	9355	9440	9524	9609	9694	9779	9863	9948	••33	85
513	710117	0202	0287	0371	0456	0540	0625	0710	0794	0879	85
514	0963	1048	1132	1217	1301	1385	1470	1554	1639	1723	84
515	1807	1892	1976	2060	2144	2229	2313	2397	2481	2566	84
516	2650	2734	2818	2902	2986	3070	3154	3238	3323	3407	84
517	3491	3575	3659	3742	3826	3910	3994	4078	4162	4246	84
518	4330	4414	4497	4581	4665	4749	4833	4917	5000	5084	84
519	5167	5251	5335	5418	5502	5586	5669	5753	5836	5920	84
N.	0	1	2	3	4	5	6	7	8	9	D.

N.	0	1	2	3	4	5	6	7	8	9	D.
520	716003	6087	6170	6254	6337	6421	6504	6588	6671	6754	83
521	5838	6921	7004	7088	7171	7254	7338	7421	7504	7587	83
522	7671	7754	7837	7920	8003	8086	8169	8253	8336	8419	83
523	8502	8585	8668	8751	8834	8917	9000	9083	9165	9248	83
524	9331	9414	9497	9580	9663	9745	9828	9911	9994	••77	83
525	720159	0242	0325	0407	0490	0573	0655	0738	0821	0903	83
526	0986	1068	1151	1233	1316	1398	1481	1563	1646	1728	82
527	1811	1893	1975	2058	2140	2222	2305	2387	2469	2552	82
528	2634	2716	2798	2881	2963	3045	3127	3209	3291	3374	82
529	3456	3538	3620	3702	3784	3866	3948	4030	4112	4194	82
530	724276	4358	4440	4522	4604	4685	4767	4849	4931	5013	82
531	5095	5176	5258	5340	5422	5503	5585	5667	5748	5830	82
532	5912	5993	6075	6156	6238	6320	6401	6483	6564	6646	82
533	6727	6809	6890	6972	7053	7134	7216	7297	7379	7460	81
534	7541	7623	7704	7785	7866	7948	8029	8110	8191	8273	81
535	8354	8435	8516	8597	8678	8759	8841	8922	9003	9084	81
536	9165	9246	9327	9408	9489	9570	9651	9732	9813	9893	81
537	9974	••55	•136	•217	•298	•378	•459	•540	•621	•702	81
538	730782	0863	0944	1024	1105	1186	1266	1347	1428	1508	81
539	1589	1669	1750	1830	1911	1991	2072	2152	2233	2313	81
540	732394	2474	2555	2635	2715	2796	2876	2956	3037	3117	80
541	3197	3278	3358	3438	3518	3598	3679	3759	3839	3919	80
542	3999	4079	4160	4240	4320	4400	4480	4560	4640	4720	80
543	4800	4880	4960	5040	5120	5200	5279	5359	5439	5519	80
544	5599	5679	5759	5838	5918	5998	6078	6157	6237	6317	80
545	6397	6476	6556	6635	6715	6795	6874	6954	7034	7113	80
546	7193	7272	7352	7431	7511	7590	7670	7749	7829	7908	79
547	7987	8067	8146	8225	8305	8384	8463	8543	8622	8701	79
548	8781	8860	8939	9018	9097	9177	9256	9335	9414	9493	79
549	9572	9651	9731	9810	9889	9968	••47	•126	•205	•284	79
550	740363	0442	0521	0600	0678	0757	0836	0915	0994	1073	79
551	1152	1230	1309	1388	1467	1546	1624	1703	1782	1860	79
552	1939	2018	2096	2175	2254	2332	2411	2489	2568	2647	79
553	2725	2804	2882	2961	3039	3118	3196	3275	3353	3431	78
554	3510	3588	3667	3745	3823	3902	3980	4058	4136	4215	78
555	4293	4371	4449	4528	4606	4684	4762	4840	4919	4997	78
556	5075	5153	5231	5309	5387	5465	5543	5621	5699	5777	78
557	5855	5933	6011	6089	6167	6245	6323	6401	6479	6556	78
558	6634	6712	6790	6868	6945	7023	7101	7179	7256	7334	78
559	7412	7489	7567	7645	7722	7800	7878	7955	8033	8110	78
560	748188	8266	8343	8421	8498	8576	8653	8731	8808	8885	77
561	8963	9040	9118	9195	9272	9350	9427	9504	9582	9659	77
562	9736	9814	9891	9968	••45	•123	•200	•277	•354	•431	77
563	750508	0586	0663	0740	0817	0894	0971	1048	1125	1202	77
564	1279	1356	1433	1510	1587	1664	1741	1818	1895	1972	77
565	2048	2125	2202	2279	2356	2433	2509	2586	2663	2740	77
566	2816	2893	2970	3047	3123	3200	3277	3353	3430	3506	77
567	3583	3660	3736	3813	3889	3966	4042	4119	4195	4272	77
568	4348	4425	4501	4578	4654	4730	4807	4883	4960	5036	76
569	5112	5189	5265	5341	5417	5494	5570	5646	5722	5799	76
570	755875	5951	6027	6103	6180	6256	6332	6408	6484	6560	76
571	6636	6712	6788	6864	6940	7016	7092	7168	7244	7320	76
572	7396	7472	7548	7624	7700	7775	7851	7927	8003	8079	76
573	8155	8230	8306	8382	8458	8533	8609	8685	8761	8836	76
574	8912	8988	9063	9139	9214	9290	9366	9441	9517	9592	76
575	9668	9743	9819	9894	9970	••45	•121	•196	•272	•347	75
576	760422	0498	0573	0649	0724	0799	0875	0950	1025	1101	75
577	1176	1251	1326	1402	1477	1552	1627	1702	1778	1853	75
578	1928	2003	2078	2153	2228	2303	2378	2453	2529	2604	75
579	2679	2754	2829	2904	2978	3053	3128	3203	3278	3353	75
N.	0	1	2	3	4	5	6	7	8	9	D.

N.	0	1	2	3	4	5	6	7	8	9	D.
580	763428	3503	3578	3653	3727	3802	3877	3952	4027	4101	75
581	4176	4251	4326	4400	4475	4550	4624	4699	4774	4848	75
582	4923	4998	5072	5147	5221	5296	5370	5445	5520	5594	75
583	5669	5743	5818	5892	5966	6041	6115	6190	6264	6338	74
584	6413	6487	6562	6636	6710	6785	6859	6933	7007	7082	74
585	7156	7230	7304	7379	7453	7527	7601	7675	7749	7823	74
586	7898	7972	8046	8120	8194	8268	8342	8416	8490	8564	74
587	8638	8712	8786	8860	8934	9008	9082	9156	9230	9303	74
588	9377	9451	9525	9599	9673	9746	9820	9894	9968	••42	74
589	770115	0189	0263	0336	0410	0484	0557	0631	0705	0778	74
590	770852	0926	0999	1073	1146	1220	1293	1367	1440	1514	74
591	1587	1661	1734	1808	1881	1955	2028	2102	2175	2248	73
592	2322	2395	2468	2542	2615	2688	2762	2835	2908	2981	73
593	3055	3128	3201	3274	3348	3421	3494	3567	3640	3713	73
594	3786	3860	3933	4006	4079	4152	4225	4298	4371	4444	73
595	4517	4590	4663	4736	4809	4882	4955	5028	5100	5173	73
596	5246	5319	5392	5465	5538	5610	5683	5756	5829	5902	73
597	5974	6047	6120	6193	6265	6338	6411	6483	6556	6629	73
598	6701	6774	6846	6919	6992	7064	7137	7209	7282	7354	73
599	7427	7499	7572	7644	7717	7789	7862	7934	8006	8079	72
600	778151	8224	8296	8368	8441	8513	8585	8658	8730	8802	72
601	8874	8947	9019	9091	9163	9236	9308	9380	9452	9524	72
602	9596	9669	9741	9813	9885	9957	••29	•101	•173	•245	72
603	780317	0389	0461	0533	0605	0677	0749	0821	0893	0965	72
604	1037	1109	1181	1253	1324	1396	1468	1540	1612	1684	72
605	1755	1827	1899	1971	2042	2114	2186	2258	2329	2401	72
606	2473	2544	2616	2688	2759	2831	2902	2974	3046	3117	72
607	3189	3260	3332	3403	3475	3546	3618	3689	3761	3832	71
608	3904	3975	4046	4118	4189	4261	4332	4403	4475	4546	71
609	4617	4689	4760	4831	4902	4974	5045	5116	5187	5259	71
610	785330	5401	5472	5543	5615	5686	5757	5828	5899	5970	71
611	6041	6112	6183	6254	6325	6396	6467	6538	6609	6680	71
612	6751	6822	6893	6964	7035	7106	7177	7248	7319	7390	71
613	7460	7531	7602	7673	7744	7815	7885	7956	8027	8098	71
614	8168	8239	8310	8381	8451	8522	8593	8663	8734	8804	71
615	8875	8946	9016	9087	9157	9228	9299	9369	9440	9510	71
616	9581	9651	9722	9792	9863	9933	•••4	••74	•144	•215	70
617	790235	0356	0426	0496	0567	0637	0707	0778	0848	0918	70
618	0988	1059	1129	1199	1269	1340	1410	1480	1550	1620	70
619	1691	1761	1831	1901	1971	2041	2111	2181	2252	2322	70
620	792392	2462	2532	2602	2672	2742	2812	2882	2952	3022	70
621	3092	3162	3231	3301	3371	3441	3511	3581	3651	3721	70
622	3790	3860	3930	4000	4070	4139	4209	4279	4349	4418	70
623	4488	4558	4627	4697	4767	4836	4906	4976	5045	5115	70
624	5185	5254	5324	5393	5463	5532	5602	5672	5741	5811	70
625	5880	5949	6019	6088	6158	6227	6297	6366	6436	6505	69
626	6574	6644	6713	6782	6852	6921	6990	7060	7129	7198	69
627	7263	7333	7402	7472	7542	7611	7681	7751	7821	7890	69
628	7960	8029	8098	8167	8236	8305	8374	8443	8513	8582	69
629	8651	8720	8789	8858	8927	8996	9065	9134	9203	9272	69
630	799341	9409	9478	9547	9616	9685	9754	9823	9892	9961	69
631	800029	0098	0167	0236	0305	0373	0442	0511	0580	0648	69
632	0717	0786	0854	0923	0992	1061	1129	1198	1266	1335	69
633	1404	1472	1541	1609	1678	1747	1815	1884	1952	2021	69
634	2089	2158	2226	2295	2363	2432	2500	2568	2637	2705	69
635	2774	2842	2910	2979	3047	3116	3184	3252	3321	3389	68
636	3457	3525	3594	3662	3730	3799	3867	3935	4003	4071	68
637	4139	4208	4276	4344	4412	4480	4548	4616	4685	4753	68
638	4821	4889	4957	5025	5093	5161	5229	5297	5365	5433	68
639	5501	5569	5637	5705	5773	5841	5908	5976	6044	6112	68
N.	0	1	2	3	4	5	6	7	8	9	D.

N.	0	1	2	3	4	5	6	7	8	9	D.
640	806180	6248	6316	6384	6451	6519	6587	6655	6723	6790	68
641	6858	6926	6994	7061	7129	7197	7264	7332	7400	7467	68
642	7535	7603	7670	7738	7806	7873	7941	8008	8076	8143	68
643	8211	8279	8346	8414	8481	8549	8616	8684	8751	8818	67
644	8886	8953	9021	9088	9156	9223	9290	9358	9425	9492	67
645	9560	9627	9694	9762	9829	9896	9964	••98	••98	•165	67
646	810233	0300	0367	0434	0501	0569	0636	0703	0770	0837	67
647	0904	0971	1039	1106	1173	1240	1307	1374	1441	1508	67
648	1575	1642	1709	1776	1843	1910	1977	2044	2111	2178	67
649	2245	2312	2379	2445	2512	2579	2646	2713	2780	2847	67
650	812913	2980	3047	3114	3181	3247	3314	3381	3448	3514	67
651	3581	3648	3714	3781	3848	3914	3981	4048	4114	4181	67
652	4248	4314	4381	4447	4514	4581	4647	4714	4780	4847	67
653	4913	4980	5046	5113	5179	5246	5312	5378	5445	5511	66
654	5578	5644	5711	5777	5843	5910	5976	6042	6109	6175	66
655	6241	6308	6374	6440	6506	6573	6639	6705	6771	6838	66
656	6904	6970	7036	7102	7169	7235	7301	7367	7433	7499	66
657	7565	7631	7698	7764	7830	7896	7962	8028	8094	8160	66
658	8226	8292	8358	8424	8490	8556	8622	8688	8754	8820	66
659	8885	8951	9017	9083	9149	9215	9281	9346	9412	9478	66
660	819544	9610	9676	9741	9807	9873	9939	•••4	•••0	•136	66
661	820201	0267	0333	0399	0464	0530	0595	0661	0727	0792	66
662	0858	0924	0989	1055	1120	1186	1251	1317	1382	1448	66
663	1514	1579	1645	1710	1775	1841	1906	1972	2037	2103	65
664	2168	2233	2299	2364	2430	2495	2560	2626	2691	2756	65
665	2822	2887	2952	3018	3083	3148	3213	3279	3344	3409	65
666	3474	3539	3605	3670	3735	3800	3865	3930	3996	4061	65
667	4126	4191	4256	4321	4386	4451	4516	4581	4646	4711	65
668	4776	4841	4906	4971	5036	5101	5166	5231	5296	5361	65
669	5426	5491	5556	5621	5686	5751	5816	5880	5945	6010	65
670	826075	6140	6204	6269	6334	6399	6464	6528	6593	6658	65
671	6723	6787	6852	6917	6981	7046	7111	7175	7240	7305	65
672	7369	7434	7499	7563	7628	7692	7757	7821	7886	7951	65
673	8015	8080	8144	8209	8273	8338	8402	8467	8531	8595	64
674	8660	8724	8789	8853	8918	8982	9046	9111	9175	9239	64
675	9304	9368	9432	9497	9561	9625	9690	9754	9818	9882	64
676	9947	••11	••75	•139	•204	•268	•332	•396	•460	•525	64
677	830589	0653	0717	0781	0845	0909	0973	1037	1102	1166	64
678	1230	1294	1358	1422	1486	1550	1614	1678	1742	1806	64
679	1870	1934	1998	2062	2126	2189	2253	2317	2381	2445	64
680	832509	2573	2637	2700	2764	2828	2892	2956	3020	3083	64
681	3147	3211	3275	3338	3402	3466	3530	3593	3657	3721	64
682	3784	3848	3912	3975	4039	4103	4166	4230	4294	4357	64
683	4421	4484	4548	4611	4675	4739	4802	4866	4929	4993	64
684	5056	5120	5183	5247	5310	5373	5437	5500	5564	5627	63
685	5691	5754	5817	5881	5944	6007	6071	6134	6197	6261	63
686	6324	6387	6451	6514	6577	6641	6704	6767	6830	6894	63
687	6957	7020	7083	7146	7210	7273	7336	7399	7462	7525	63
688	7588	7652	7715	7778	7841	7904	7967	8030	8093	8156	63
689	8219	8282	8345	8408	8471	8534	8597	8660	8723	8786	63
690	838849	8912	8975	9038	9101	9164	9227	9289	9352	9415	63
691	9478	9541	9604	9667	9729	9792	9855	9918	9981	••43	63
692	840106	0169	0232	0294	0357	0420	0482	0545	0608	0671	63
693	0733	0796	0859	0921	0984	1046	1109	1172	1234	1297	63
694	1359	1422	1485	1547	1610	1672	1735	1797	1860	1922	63
695	1985	2047	2110	2172	2235	2297	2360	2422	2484	2547	62
696	2609	2672	2734	2796	2859	2921	2983	3046	3108	3170	62
697	3233	3295	3357	3420	3482	3544	3606	3669	3731	3793	62
698	3855	3918	3980	4042	4104	4166	4229	4291	4353	4415	62
699	4477	4539	4601	4664	4726	4788	4850	4912	4974	5036	62
N.	0	1	2	3	4	5	6	7	8	9	D.

N.	0	1	2	3	4	5	6	7	8	9	D.
700	845098	5160	5222	5284	5346	5408	5470	5532	5594	5656	62
701	5718	5780	5842	5904	5966	6028	6090	6151	6213	6275	62
702	6337	6399	6461	6523	6585	6646	6708	6770	6832	6894	62
703	6955	7017	7079	7141	7202	7264	7326	7388	7449	7511	62
704	7573	7634	7696	7758	7819	7881	7943	8004	8066	8128	62
705	8189	8251	8312	8374	8435	8497	8559	8620	8682	8743	62
706	8805	8866	8928	8989	9051	9112	9174	9235	9297	9358	61
707	9419	9481	9542	9604	9665	9726	9788	9849	9911	9972	61
708	850033	0095	0156	0217	0279	0340	0401	0462	0524	0585	61
709	0646	0707	0769	0830	0891	0952	1014	1075	1136	1197	61
710	851258	1320	1381	1442	1503	1564	1625	1686	1747	1809	61
711	1870	1931	1992	2053	2114	2175	2236	2297	2358	2419	61
712	2480	2541	2602	2663	2724	2785	2846	2907	2968	3029	61
713	3090	3150	3211	3272	3333	3394	3455	3516	3577	3637	61
714	3698	3759	3820	3881	3941	4002	4063	4124	4185	4245	61
715	4306	4367	4428	4488	4549	4610	4670	4731	4792	4852	61
716	4913	4974	5034	5095	5156	5216	5277	5337	5398	5459	61
717	5519	5580	5640	5701	5761	5822	5882	5943	6003	6064	61
718	6124	6185	6245	6306	6366	6427	6487	6548	6608	6668	60
719	6729	6789	6850	6910	6970	7031	7091	7152	7212	7272	60
720	857332	7393	7453	7513	7574	7634	7694	7755	7815	7875	60
721	7935	7995	8056	8116	8176	8236	8297	8357	8417	8477	60
722	8537	8597	8657	8718	8778	8838	8898	8958	9018	9078	60
723	9138	9198	9258	9318	9379	9439	9499	9559	9619	9679	60
724	9739	9799	9859	9918	9978	••38	••98	•158	•218	•278	60
725	860338	0398	0458	0518	0578	0637	0697	0757	0817	0877	60
726	0937	0996	1056	1116	1176	1236	1295	1355	1415	1475	60
727	1534	1594	1654	1714	1773	1833	1893	1952	2012	2072	60
728	2131	2191	2251	2310	2370	2430	2489	2549	2608	2668	60
729	2728	2787	2847	2906	2966	3025	3085	3144	3204	3263	60
730	863323	3382	3442	3501	3561	3620	3680	3739	3799	3858	59
731	3917	3977	4036	4096	4155	4214	4274	4333	4392	4452	59
732	4511	4570	4630	4689	4748	4808	4867	4926	4985	5045	59
733	5104	5163	5222	5282	5341	5400	5459	5519	5578	5637	59
734	5696	5755	5814	5874	5933	5992	6051	6110	6169	6228	59
735	6287	6346	6405	6465	6524	6583	6642	6701	6760	6819	59
736	6878	6937	6996	7055	7114	7173	7232	7291	7350	7409	59
737	7467	7526	7585	7644	7703	7762	7821	7880	7939	7998	59
738	8056	8115	8174	8233	8292	8350	8409	8468	8527	8586	59
739	8644	8703	8762	8821	8879	8938	8997	9056	9114	9173	59
740	869232	9290	9349	9408	9466	9525	9584	9642	9701	9760	59
741	9818	9877	9935	9994	••53	•111	•170	•228	•287	•345	59
742	870404	0462	0521	0579	0638	0696	0755	0813	0872	0930	58
743	0989	1047	1106	1164	1223	1281	1339	1398	1456	1515	58
744	1573	1631	1690	1748	1806	1865	1923	1981	2040	2098	58
745	2156	2215	2273	2331	2389	2448	2506	2564	2622	2681	58
746	2739	2797	2855	2913	2972	3030	3088	3146	3204	3262	58
747	3321	3379	3437	3495	3553	3611	3669	2727	3785	3844	58
748	3902	3960	4018	4076	4134	4192	4250	4308	4366	4424	58
749	4482	4540	4598	4656	4714	4772	4830	4888	4945	5003	58
750	875061	5119	5177	5235	5293	5351	5409	5466	5524	5582	58
751	5640	5698	5756	5813	5871	5929	5987	6045	6102	6160	58
752	6218	6276	6333	6391	6449	6507	6564	6622	6680	6737	58
753	6795	6853	6910	6968	7026	7083	7141	7199	7256	7314	58
754	7371	7429	7487	7544	7602	7659	7717	7774	7832	7889	58
755	7947	8004	8062	8119	8177	8234	8292	8349	8407	8464	57
756	8522	8579	8637	8694	8752	8809	8866	8924	8981	9039	57
757	9096	9153	9211	9268	9325	9383	9440	9497	9555	9612	57
758	9669	9726	9784	9841	9898	9956	••13	••70	•127	•185	57
759	880242	0299	0356	0413	0471	0528	0585	0642	0699	0756	57
N.	0	1	2	3	4	5	6	7	8	9	D.

N.	0	1	2	3	4	5	6	7	8	9	D.
760	880314	0871	0928	0985	1042	1099	1156	1213	1271	1328	57
761	13851	1442	1499	1556	1613	1670	1727	1784	1841	1898	57
762	1955	2012	2069	2126	2183	2240	2297	2354	2411	2468	57
763	2525	2581	2638	2695	2752	2809	2866	2923	2980	3037	57
764	3093	3150	3207	3264	3321	3377	3434	3491	3548	3605	57
765	3661	3718	3775	3832	3888	3945	4002	4059	4115	4172	57
766	4229	4285	4342	4399	4455	4512	4569	4625	4682	4739	57
767	4795	4852	4909	4965	5022	5078	5135	5192	5248	5305	57
768	5361	5418	5474	5531	5587	5644	5700	5757	5813	5870	57
769	5926	5983	6039	6096	6152	6209	6265	6321	6378	6434	56
770	886491	6547	6604	6660	6716	6773	6829	6885	6942	6998	56
771	7054	7111	7167	7223	7280	7336	7392	7449	7505	7561	56
772	7617	7674	7730	7786	7842	7898	7955	8011	8067	8123	56
773	8179	8236	8292	8348	8404	8460	8516	8573	8629	8685	56
774	8741	8797	8853	8909	8965	9021	9077	9134	9190	9246	56
775	9302	9358	9414	9470	9526	9582	9638	9694	9750	9806	56
776	9862	9918	9974	••30	••86	•141	•197	•253	•309	•365	56
777	890421	0477	0533	0589	0645	0700	0756	0812	0868	0924	56
778	0980	1035	1091	1147	1203	1259	1314	1370	1426	1482	56
779	1537	1593	1649	1705	1760	1816	1872	1928	1983	2039	56
780	892095	2150	2206	2262	2317	2373	2429	2484	2540	2595	56
781	2651	2707	2762	2818	2873	2929	2985	3040	3096	3151	56
782	3207	3262	3318	3373	3429	3484	3540	3595	3651	3706	56
783	3762	3817	3873	3928	3984	4039	4094	4150	4205	4261	55
784	4316	4371	4427	4482	4538	4593	4648	4704	4759	4814	55
785	4870	4925	4980	5036	5091	5146	5201	5257	5312	5367	55
786	5423	5478	5533	5588	5644	5699	5754	5809	5864	5920	55
787	5975	6030	6085	6140	6195	6251	6306	6361	6416	6471	55
788	6526	6581	6636	6692	6747	6802	6857	6912	6967	7022	55
789	7077	7132	7187	7242	7297	7352	7407	7462	7517	7572	55
790	897627	7682	7737	7792	7847	7902	7957	8012	8067	8122	55
791	8176	8231	8286	8341	8396	8451	8506	8561	8615	8670	55
792	8725	8780	8835	8890	8944	8999	9054	9109	9164	9218	55
793	9273	9328	9383	9437	9492	9547	9602	9656	9711	9766	55
794	9821	9875	9930	9985	••39	••94	•149	•203	•258	•312	55
795	900367	0422	0476	0531	0586	0640	0695	0749	0804	0859	55
796	0913	0968	1022	1077	1131	1186	1240	1295	1349	1404	55
797	1458	1513	1567	1622	1676	1731	1785	1840	1894	1948	54
798	2003	2057	2112	2166	2221	2275	2329	2384	2438	2492	54
799	2547	2601	2655	2710	2764	2818	2873	2927	2981	3036	54
800	903090	3144	3199	3253	3307	3361	3416	3470	3524	3578	54
801	3633	3687	3741	3795	3849	3904	3958	4012	4066	4120	54
802	4174	4229	4283	4337	4391	4445	4499	4553	4607	4661	54
803	4716	4770	4824	4878	4932	4986	5040	5094	5148	5202	54
804	5256	5310	5364	5418	5472	5526	5580	5634	5688	5742	54
805	5796	5850	5904	5958	6012	6066	6119	6173	6227	6281	54
806	6335	6389	6443	6497	6551	6604	6658	6712	6766	6820	54
807	6874	6927	6981	7035	7089	7143	7196	7250	7304	7358	54
808	7411	7465	7519	7573	7626	7680	7734	7787	7841	7895	54
809	7949	8002	8056	8110	8163	8217	8270	8324	8378	8431	54
810	908485	8539	8592	8646	8699	8753	8807	8860	8914	8967	54
811	9021	9074	9128	9181	9235	9289	9342	9396	9449	9503	54
812	9556	9610	9663	9716	9770	9823	9877	9930	9984	••37	53
813	910091	0144	0197	0251	0304	0358	0411	0464	0518	0571	53
814	0624	0678	0731	0784	0838	0891	0944	0998	1051	1104	53
815	1158	1211	1264	1317	1371	1424	1477	1530	1584	1637	53
816	1690	1743	1797	1850	1903	1956	2009	2063	2116	2169	53
817	2222	2275	2328	2381	2435	2488	2541	2594	2647	2700	53
818	2753	2806	2859	2913	2966	3019	3072	3125	3178	3231	53
819	3284	3337	3390	3443	3496	3549	3602	3655	3708	3761	53
N.	0	1	2	3	4	5	6	7	8	9	D.

N.	0	1	2	3	4	5	6	7	8	9	D.
820	913814	3867	3920	3973	4026	4079	4132	4184	4237	4290	53
821	4343	4396	4449	4502	4555	4608	4660	4713	4766	4819	53
822	4872	4925	4977	5030	5083	5136	5189	5241	5294	5347	53
823	5400	5453	5505	5558	5611	5664	5716	5769	5822	5875	53
824	5927	5980	6033	6085	6138	6191	6243	6296	6349	6401	53
825	6454	6507	6559	6612	6664	6717	6770	6822	6875	6927	53
826	6980	7033	7085	7138	7190	7243	7295	7348	7400	7453	53
827	7506	7558	7611	7663	7716	7768	7820	7873	7925	7978	52
828	8030	8083	8135	8188	8240	8293	8345	8397	8450	8502	52
829	8555	8607	8659	8712	8764	8816	8869	8921	8973	9026	52
830	919078	9130	9183	9235	9287	9340	9392	9444	9496	9549	52
831	9601	9653	9706	9758	9810	9862	9914	9967	●19	●71	52
832	920123	0176	0228	0280	0332	0384	0436	0489	0541	0593	52
833	0645	0697	0749	0801	0853	0906	0958	1010	1062	1114	52
834	1166	1218	1270	1322	1374	1426	1478	1530	1582	1634	52
835	1686	1738	1790	1842	1894	1946	1998	2050	2102	2154	52
836	2206	2258	2310	2362	2414	2466	2518	2570	2622	2674	52
837	2725	2777	2829	2881	2933	2985	3037	3089	3140	3192	52
838	3244	3296	3348	3399	3451	3503	3555	3607	3658	3710	52
839	3762	3814	3865	3917	3969	4021	4072	4124	4176	4228	52
840	924279	4331	4383	4434	4486	4538	4589	4641	4693	4744	52
841	4799	4848	4899	4951	5003	5054	5106	5157	5209	5261	52
842	5312	5364	5415	5467	5518	5570	5621	5673	5725	5776	52
843	5828	5879	5931	5982	6034	6085	6137	6188	6240	6291	51
844	6342	6394	6445	6497	6548	6600	6651	6702	6754	6805	51
845	6857	6908	6959	7011	7062	7114	7165	7216	7268	7319	51
846	7370	7422	7473	7524	7576	7627	7678	7730	7781	7832	51
847	7883	7935	7986	8037	8088	8140	8191	8242	8293	8345	51
848	8396	8447	8498	8549	8601	8652	8703	8754	8805	8857	51
849	8908	8959	9010	9061	9112	9163	9215	9266	9317	9368	51
850	929419	9470	9521	9572	9623	9674	9725	9776	9827	9879	51
851	9930	9981	●32	●83	●134	●185	●236	●287	●338	●389	51
852	930440	0491	0542	0592	0643	0694	0745	0796	0847	0898	51
853	0949	1000	1051	1102	1153	1204	1254	1305	1356	1407	51
854	1458	1509	1560	1610	1661	1712	1763	1814	1865	1915	51
855	1966	2017	2068	2118	2169	2220	2271	2322	2372	2423	51
856	2474	2524	2575	2626	2677	2727	2778	2829	2879	2930	51
857	2981	3031	3082	3133	3183	3234	3285	3335	3386	3437	51
858	3487	3538	3589	3639	3690	3740	3791	3841	3892	3943	51
859	3993	4044	4094	4145	4195	4246	4296	4347	4397	4448	51
860	934498	4549	4599	4650	4700	4751	4801	4852	4902	4953	50
861	5003	5054	5104	5154	5205	5255	5306	5356	5406	5457	50
862	5507	5558	5608	5658	5709	5759	5809	5860	5910	5960	50
863	6011	6061	6111	6162	6212	6262	6313	6363	6413	6463	50
864	6514	6564	6614	6665	6715	6765	6815	6865	6916	6966	50
865	7016	7066	7117	7167	7217	7267	7317	7367	7418	7468	50
866	7518	7568	7618	7668	7718	7769	7819	7869	7919	7969	50
867	8019	8069	8119	8169	8219	8269	8320	8370	8420	8470	50
868	8520	8570	8620	8670	8720	8770	8820	8870	8920	8970	50
869	9020	9070	9120	9170	9220	9270	9320	9369	9419	9469	50
870	939519	9569	9619	9669	9719	9769	9819	9869	9918	9968	50
871	940018	0068	0118	0168	0218	0267	0317	0367	0417	0467	50
872	0516	0566	0616	0666	0716	0765	0815	0865	0915	0964	50
873	1014	1064	1114	1163	1213	1263	1313	1362	1412	1462	50
874	1511	1561	1611	1660	1710	1760	1809	1859	1909	1958	50
875	2008	2058	2107	2157	2207	2256	2306	2355	2405	2455	50
876	2504	2554	2603	2653	2702	2752	2801	2851	2901	2950	50
877	3000	3049	3099	3148	3198	3247	3297	3346	3396	3445	50
878	3495	3544	3593	3643	3692	3742	3791	3841	3890	3939	50
879	3989	4038	4088	4137	4186	4236	4285	4335	4384	4433	50
N.	0	1	2	3	4	5	6	7	8	9	D.

N.	0	1	2	3	4	5	6	7	8	9	D.
880	944483	4532	4581	4631	4680	4729	4779	4828	4877	4927	49
881	4976	5025	5074	5124	5173	5222	5272	5321	5370	5419	49
882	5469	5518	5567	5616	5665	5715	5764	5813	5862	5912	49
883	5961	6010	6059	6108	6157	6207	6256	6305	6354	6403	49
884	6452	6501	6551	6600	6649	6698	6747	6796	6845	6894	49
885	6943	6992	7041	7090	7140	7189	7238	7287	7336	7385	49
886	7434	7483	7532	7581	7630	7679	7728	7777	7826	7875	49
887	7924	7973	8022	8070	8119	8168	8217	8266	8315	8364	49
888	8413	8462	8511	8560	8609	8657	8706	8755	8804	8853	49
889	8902	8951	8999	9048	9097	9146	9195	9244	9292	9341	49
890	949390	9439	9488	9536	9585	9634	9683	9731	9780	9829	49
891	9878	9926	9975	••24	••73	•121	•170	•219	•267	•316	49
892	950365	0414	0462	0511	0560	0608	0657	0706	0754	0803	49
893	0851	0900	0949	0997	1046	1095	1143	1192	1240	1289	49
894	1338	1386	1435	1483	1532	1580	1629	1677	1726	1775	49
895	1823	1872	1920	1969	2017	2066	2114	2163	2211	2260	48
896	2308	2356	2405	2453	2502	2550	2599	2647	2696	2744	48
897	2792	2841	2889	2938	2986	3034	3083	3131	3180	3228	48
898	3276	3325	3373	3421	3470	3518	3566	3615	3663	3711	48
899	3760	3808	3856	3905	3953	4001	4049	4098	4146	4194	48
900	954243	4291	4339	4387	4435	4484	4532	4580	4628	4677	48
901	4725	4773	4821	4869	4918	4966	5014	5062	5110	5158	48
902	5207	5255	5303	5351	5399	5447	5495	5543	5592	5640	48
903	5688	5736	5784	5832	5880	5928	5976	6024	6072	6120	48
904	6168	6216	6265	6313	6361	6409	6457	6505	6553	6601	48
905	6649	6697	6745	6793	6840	6888	6936	6984	7032	7080	48
906	7128	7176	7224	7272	7320	7368	7416	7464	7512	7559	48
907	7607	7655	7703	7751	7799	7847	7894	7942	7990	8038	48
908	8086	8134	8181	8229	8277	8325	8373	8421	8468	8516	48
909	8564	8612	8659	8707	8755	8803	8850	8898	8946	8994	48
910	959041	9089	9137	9185	9232	9280	9328	9375	9423	9471	48
911	9518	9566	9614	9661	9709	9757	9804	9852	9900	9947	48
912	9995	••42	••90	•138	•185	•233	•280	•328	•376	•423	48
913	960471	0518	0566	0613	0661	0709	0756	0804	0851	0899	48
914	0946	0994	1041	1089	1136	1184	1231	1279	1326	1374	47
915	1421	1469	1516	1563	1611	1658	1706	1753	1801	1848	47
916	1895	1943	1990	2038	2085	2132	2180	2227	2275	2322	47
917	2369	2417	2464	2511	2559	2606	2653	2701	2748	2795	47
918	2843	2890	2937	2985	3032	3079	3126	3174	3221	3268	47
919	3316	3363	3410	3457	3504	3552	3599	3646	3693	3741	47
920	963788	3835	3882	3929	3977	4024	4071	4118	4165	4212	47
921	4260	4307	4354	4401	4448	4495	4542	4590	4637	4684	47
922	4731	4778	4825	4872	4919	4966	5013	5061	5108	5155	47
923	5202	5249	5296	5343	5390	5437	5484	5531	5578	5625	47
924	5672	5719	5766	5813	5860	5907	5954	6001	6048	6095	47
925	6142	6189	6236	6283	6329	6376	6423	6470	6517	6564	47
926	6611	6658	6705	6752	6799	6845	6892	6939	6986	7033	47
927	7080	7127	7173	7220	7267	7314	7361	7408	7454	7501	47
928	7548	7595	7642	7688	7735	7782	7829	7875	7922	7969	47
929	8016	8062	8109	8156	8203	8249	8296	8343	8390	8436	47
930	968483	8530	8576	8623	8670	8716	8763	8810	8856	8903	47
931	8950	8996	9043	9090	9136	9183	9229	9276	9323	9369	47
932	9416	9463	9509	9556	9602	9649	9695	9742	9789	9835	47
933	9882	9928	9975	••21	••68	•114	•161	•207	•254	•300	47
934	970347	0393	0440	0486	0533	0579	0626	0672	0719	0765	46
935	0812	0858	0904	0951	0997	1044	1090	1137	1183	1229	46
936	1276	1322	1369	1415	1461	1508	1554	1601	1647	1693	46
937	1740	1786	1832	1879	1925	1971	2018	2064	2110	2157	46
938	2203	2249	2295	2342	2388	2434	2481	2527	2573	2619	46
939	2666	2712	2758	2804	2851	2897	2943	2989	3035	3082	46
N.	0	1	2	3	4	5	6	7	8	9	D.

N.	0	1	2	3	4	5	6	7	8	9	D.
940	973128	3174	3220	3266	3313	3359	3405	3451	3497	3543	46
941	3590	3636	3682	3728	3774	3820	3866	3913	3959	4005	46
942	4051	4097	4143	4189	4235	4281	4327	4374	4420	4466	46
943	4512	4558	4604	4650	4696	4742	4788	4834	4880	4926	46
944	4972	5018	5064	5110	5156	5202	5248	5294	5340	5386	46
945	5432	5478	5524	5570	5616	5662	5707	5753	5799	5845	46
946	5891	5937	5983	6029	6075	6121	6167	6212	6258	6304	46
947	6350	6396	6442	6488	6533	6579	6625	6671	6717	6763	46
948	6808	6854	6900	6946	6992	7037	7083	7129	7175	7220	46
949	7266	7312	7358	7403	7449	7495	7541	7586	7632	7678	46
950	977724	7769	7815	7861	7906	7952	7998	8043	8089	8135	46
951	8181	8226	8272	8317	8363	8409	8454	8500	8546	8591	46
952	8637	8683	8728	8774	8819	8865	8911	8956	9002	9047	46
953	9093	9138	9184	9230	9275	9321	9366	9412	9457	9503	46
954	9548	9594	9639	9685	9730	9776	9821	9867	9912	9958	46
955	980003	0049	0094	0140	0185	0231	0276	0322	0367	0412	45
956	0458	0503	0549	0594	0640	0685	0730	0776	0821	0867	45
957	0912	0957	1003	1048	1093	1139	1184	1229	1275	1320	45
958	1366	1411	1456	1501	1547	1592	1637	1683	1728	1773	45
959	1819	1864	1909	1954	2000	2045	2090	2135	2181	2226	45
960	982271	2316	2362	2407	2452	2497	2543	2588	2633	2678	45
961	2723	2769	2814	2859	2904	2949	2994	3040	3085	3130	45
962	3175	3220	3265	3310	3356	3401	3446	3491	3536	3581	45
963	3626	3671	3716	3762	3807	3852	3897	3942	3987	4032	45
964	4077	4122	4167	4212	4257	4302	4347	4392	4437	4482	45
965	4527	4572	4617	4662	4707	4752	4797	4842	4887	4932	45
966	4977	5022	5067	5112	5157	5202	5247	5292	5337	5382	45
967	5426	5471	5516	5561	5606	5651	5696	5741	5786	5830	45
968	5875	5920	5965	6010	6055	6100	6144	6189	6234	6279	45
969	6324	6369	6413	6458	6503	6548	6593	6637	6682	6727	45
970	986772	6817	6861	6906	6951	6996	7040	7085	7130	7175	45
971	7219	7264	7309	7353	7398	7443	7488	7532	7577	7622	45
972	7666	7711	7756	7800	7845	7890	7934	7979	8024	8068	45
973	8113	8157	8202	8247	8291	8336	8381	8425	8470	8514	45
974	8559	8604	8648	8693	8737	8782	8826	8871	8916	8960	45
975	9005	9049	9094	9138	9183	9227	9272	9316	9361	9405	45
976	9450	9494	9539	9583	9628	9672	9717	9761	9806	9850	44
977	9895	9939	9983	••28	••72	•117	•161	•206	•250	•294	44
978	990339	0383	0428	0472	0516	0561	0605	0650	0694	0738	44
979	0783	0827	0871	0916	0960	1004	1049	1093	1137	1182	44
980	991226	1270	1315	1359	1403	1448	1492	1536	1580	1625	44
981	1669	1713	1758	1802	1846	1890	1935	1979	2023	2067	44
982	2111	2156	2200	2244	2288	2333	2377	2421	2465	2509	44
983	2554	2598	2642	2686	2730	2774	2819	2863	2907	2951	44
984	2995	3039	3083	3127	3171	3216	3260	3304	3348	3392	44
985	3436	3480	3524	3568	3613	3657	3701	3745	3789	3833	44
986	3877	3921	3965	4009	4053	4097	4141	4185	4229	4273	44
987	4317	4361	4405	4449	4493	4537	4581	4625	4669	4713	44
988	4757	4801	4845	4889	4933	4977	5021	5065	5109	5152	44
989	5196	5240	5284	5328	5372	5416	5460	5504	5547	5591	44
990	995635	5679	5723	5767	5811	5854	5898	5942	5986	6030	44
991	6074	6117	6161	6205	6249	6293	6337	6380	6424	6468	44
992	6512	6555	6599	6643	6687	6731	6774	6818	6862	6906	44
993	6949	6993	7037	7080	7124	7168	7212	7255	7299	7343	44
994	7386	7430	7474	7517	7561	7605	7648	7692	7736	7779	44
995	7823	7867	7910	7954	7998	8041	8085	8129	8172	8216	44
996	8259	8303	8347	8390	8434	8477	8521	8564	8608	8652	44
997	8695	8739	8782	8826	8869	8913	8956	9000	9043	9087	44
998	9131	9174	9218	9261	9305	9348	9392	9435	9479	9522	44
999	9565	9609	9652	9696	9739	9783	9826	9870	9913	9957	43
N.	0	1	2	3	4	5	6	7	8	9	D.



QA

39

D25

1875

The Bancroft Library

University of California • Berkeley

THE THEODORE P. HILL COLLECTION
of
EARLY AMERICAN MATHEMATICS BOOKS

"FOURTEEN WEEKS" IN NATURAL SCIENCE.

A BRIEF TREATISE IN EACH BRANCH

BY

J. GORMAN STEELE, A.M.

14 WEEKS
IN
COURSES

NATURAL PHILOSOPHY,
ASTRONOMY.

CHEMISTRY,
GEOLOGY.

These volumes constitute the most available, practical, and attractive text-books on the Sciences ever published. Each volume may be completed in a single term of study.

THE FAMOUS PRACTICAL QUESTIONS

devised by this author are alone sufficient to place his books in every Academy and Grammar School of the land. These are questions as to the nature and cause of common phenomena, and are not directly answered in the text, the design being to test and promote an intelligent use of the student's knowledge of the foregoing principles.

TO MAKE SCIENCE POPULAR

is a prime object of these books. To this end each subject is invested with a charming interest by the peculiarly happy use of language and illustration in which this author excels.

THEIR HEAVY PREDECESSORS

demand as much of the student's time for the acquisition of the principles of a single branch as these for the whole course.

PUBLIC APPRECIATION.

The author's great success in meeting an urgent, popular need, is indicated by the fact (probably unparalleled in the history of scientific text-books), that although the first volume was issued in 1867, the yearly sale is already at the rate of

FORTY THOUSAND VOLUMES.

PHYSIOLOGY AND HEALTH.

By EDWARD JARVIS, M.D.

JARVIS' ELEMENTS OF PHYSIOLOGY, PHYSIOLOGY AND LAWS OF HEALTH.

The only books extant which approach this subject with a proper view of the true object of teaching Physiology in schools, viz., that scholars may know how to take care of their own health. The child instructed from these works will be always

HIS OWN DOCTOR.

"Consider the Lilies."

BOTANY.

WOOD'S AMERICAN BOTANIST AND FLORIST.

This new and eagerly expected work is the result of the author's experience and life-long labors in

CLASSIFYING THE SCIENCE OF BOTANY.

He has at length attained the realization of his hopes by a wonderfully ingenious process of condensation and arrangement, and presents to the world in this single moderate-sized volume a COMPLETE MANUAL.

In 370 duodecimo pages he has actually recorded and defined

NEARLY 4,000 SPECIES.

The treatises on Descriptive and Structural Botany are models of concise statement, which leave nothing to be said. Of entirely new features, the most notable are the Synoptical Tables for the blackboard, and the distinction of species and varieties by variation in the type.

Prof. Wood, by this work, establishes a just claim to his title of the great

AMERICAN EXPONENT OF BOTANY.

Davies' Mathematics.

THE WEST POINT COURSE,

And Only Thorough and Complete Mathematical Series.

IN THREE PARTS.

I. COMMON SCHOOL COURSE.

- Davies' Primary Arithmetic.**—The fundamental principles displayed in Object Lessons.
- Davies' Intellectual Arithmetic.**—Referring all operations to the unit 1 as the only tangible basis for logical development.
- Davies' Elements of Written Arithmetic.**—A practical introduction to the whole subject. Theory subordinated to Practice.
- Davies' Practical Arithmetic.***—The most successful combination of Theory and Practice, clear, exact, brief, and comprehensive.

II. ACADEMIC COURSE.

- Davies' University Arithmetic.***—Treating the subject exhaustively as a science, in a logical series of connected propositions.
- Davies' Elementary Algebra.***—A connecting link, conducting the pupil easily from arithmetical processes to abstract analysis.
- Davies' University Algebra.***—For institutions desiring a more complete but not the fullest course in pure Algebra.
- Davies' Practical Mathematics.**—The science practically applied to the useful arts, as Drawing, Architecture, Surveying, Mechanics, etc.
- Davies' Elementary Geometry.**—The important principles in simple form, but with all the exactness of vigorous reasoning.
- Davies' Elements of Surveying.**—Re-written in 1870. The simplest and most practical presentation for youths of 12 to 16.

III. COLLEGIATE COURSE.

- Davies' Bourdon's Algebra.***—Embracing Sturm's Theorem, and a most exhaustive and scholarly course.
- Davies' University Algebra.***—A shorter course than Bourdon, for Institutions have less time to give the subject.
- Davies' Legendre's Geometry.**—Acknowledged *the only* satisfactory treatise of its grade. 300,000 copies have been sold.
- Davies' Analytical Geometry and Calculus.**—The shorter treatises, combined in one volume, are more available for American courses of study.
- Davies' Analytical Geometry.** } The original compendiums, for those de-
Davies' Diff. & Int. Calculus. } siring to give full time to each branch.
- Davies' Descriptive Geometry.**—With application to Spherical Trigonometry, Spherical Projections, and Warped Surfaces.
- Davies' Shades, Shadows, and Perspective.**—A succinct exposition of the mathematical principles involved.
- Davies' Science of Mathematics.**—For teachers, embracing
- | | |
|------------------------------|----------------------------------------|
| I. GRAMMAR OF ARITHMETIC, | III. LOGIC AND UTILITY OF MATHEMATICS, |
| II. OUTLINES OF MATHEMATICS, | IV. MATHEMATICAL DICTIONARY. |

KEYS MAY BE OBTAINED FROM THE PUBLISHERS
BY TEACHERS ONLY.

Many ask if it will
Annie D. North

All Men, all Manners, and all Times.

NATIONAL
SERIES.

HISTORY.

STANDARD
TEXT-BOOKS.

"History is Philosophy teaching by Examples."

THE UNITED STATES.

1. Youth's History of the
UNITED STATES. By JAMES

MONTEITH, author of the National Geographical Series. An elementary work upon the catechetical plan, with Maps, Engravings, Memoriter Tables, etc. For the youngest pupils.

2. Willard's School History, for Grammar Schools and Academic classes. Designed to cultivate the memory, the intellect, and the taste, and to sow the seeds of virtue, by contemplation of the actions of the good and great.
3. Willard's Unabridged History, for higher classes pursuing a complete course. Notable for its clear arrangement and devices addressed to the eye, with a series of Progressive Maps.
4. Summary of American History. A skeleton of events, with all the prominent facts and dates, in fifty-three pages. May be committed to memory *verbatim*, used in review of larger volumes, or for reference simply. "A miniature of American History."

ENGLAND.

1. Berard's School History of England, combining an interesting history of the social life of the English people, with that of the civil and military transactions of the realm. Religion, literature, science, art, and commerce are included.

2. Summary of English and of French History.

FRANCE.

A series of brief statements, presenting more points of attachment for the pupil's interest and memory than a chronological table. A well-proportional outline and index to more extended reading.

ROME.

Ricord's History of Rome. A story-like epitome of this interesting and chivalrous history, profusely illustrated, with the legends and doubtful portions so introduced as not to deceive, while adding extended charm to the subject.

GENERAL.

Willard's Universal History. A vast subject so arranged and illustrated as to be less difficult to acquire or retain. Its whole substance, in fact, is summarized on one page, in a grand "Temple of Time, or Picture of Nations."

2. General Summary of History. Being the Summaries of American, of English and French History, bound in one volume. The leading events of the histories of these three nations epitomized in the briefest manner.

A. S. BARNES & CO..

PUBLISHERS.

