





JOHN A. SEAVERNS



3 9090 014 531 699

Wistar Family Library of Veterinary Medicine
Cornell University College of Veterinary Medicine at
Ithaca, NY
260 Westgate Road
Ithaca, NY 14853







H. Bunbury del. 84

W. Dickinson sculpsit

London, Published Oct. 1st 1841, by W. Dickinson.

A
PRACTICAL TREATISE,
ON
FARRIERY;


DEDUCED FROM THE
EXPERIENCE OF ABOVE FIFTY YEARS,
IN THE
SERVICES,
OF
THE GRANDFATHER AND FATHER, OF SIR WATKIN WILLIAMS
WYNN, BART.

THE PRESENT EARL GROSVENOR,
AND,
THE PRESENT SIR WATKIN WILLIAMS WYNN, BART.

THE SECOND EDITION, WITH ADDITIONS.

BY WILLIAM GRIFFITHS, LATE GROOM, AT WYNNSTAY.

Kind Sir, if you should lame your TIT,
Peruse what's in these Pages writ;
The Blockhead Smith, you first may see
Will swear he's lame ABOVE the Knee,
When, (as this Treatise plain will show,)
Tis ten to one, he's lame BELOW.



PRINTED BY J. MARSH.

AT THE DRUID PRESS,

1795.

ENTERED AT STATIONERS HALL.

leavins

F
155

8
195



To the Right Hon. Earl Grosvenor,

And, to Sir Watkin Williams Wynn, Bart.

My Lord and Hon. Sir,

The great Obligations I have been under to two such worthy Personages, as Earl Grosvenor my late Master, and Sir Watkin Williams Wynn, Bart. my present Master; makes me not hesitate a Moment, to whose Protection I should commit the following Sheets, and it is with the greatest Pleasure and Satisfaction that I have an Opportunity of publishing them under your Protection and Approbation.

Farriery is a Science I early in Life coveted the Knowledge of, and in the Stables and Service of the late worthy Sir Watkin Williams Wynn, Bart. at Wynnslay, I first began my Practice, as then Under-groom to Mr. Richard Sidebotham, and which I have since pursued with the greatest Attention through every Stage of Life; I must beg Leave to acknowledge during the Time I had the Honor to serve your Lordship, I had great Opportunities of Improvement by the Numbers of Horses young and old, that fell under

DEDICATION.

my Consideration, many of the Cases were desperate, both internal and external; I must likewise beg Leave to acknowledge the greatest Sincerity my late Master Sir Watkin Williams Wynn, Bart. shewed me, respecting my Return to Wynnslay again, in the Year, 1772, where I have pursued the above Science to the utmost of my Power, and at my leisure Hours have put together the following Sheets, as they are the Work of my own Labor, and by the Advice of my Friends, I give them the Public in my own Language, submitting to their Candor my want of Education necessary for a Writer.

I must acknowledge my great Obligation to Henry Bunbury, Esq. for the Frontispiece to this Work, which is a great Ornament; likewise, I am under Obligations to the Gentlemen Subscribers, with my sincere Wishes that it may prove wholly agreeable to their Expectations; and, with every due Respect, for the many Favors received from Earl Grosvenor, and Sir Watkin Williams Wynn, Bart.

I subscribe myself,

My Lord and Hon. Sir,

Your most dutiful and obliged Servant,

William Griffiths.

Wynnslay, Aug. 8th. 1795.



W^m GRIFFITHS.





THE
P R E F A C E.

My Honorable Friends and Worthy Gentlemen;

AS I have attempted a Thing of this Kind, I mean it should be as plain and as perfect as possible to be understood, and not to darken you with false Explanations; but mean to give the best and readiest undoubted Methods of my own *Practice*, to obtain the Cure of every Disorder in each *Section*, in a very plain and easy Manner; as so, I do advise the Practitioner of the following Work to be duly careful in reading every *Section* over separately and give true Attention to the whole *Section*; especially the *Section* that relates to the Disorder or Calamity that he means to treat or handle at that present Time; by so doing, all the whole Work will become easy and quite familiar to the Practitioner. And further, I say, to be duly cautious in reading the Symptoms in the beginning of each *Section*, and to be certain of the particular Symptoms, and in so doing will enable him to be truly satisfied with the Disorder, and not mistake the Symptoms; as there are several Symptoms similar

to

to each other in several of the Cafes. Further, I say, of the ill Effects of bad dead Drugs, as are at sometimes substituted instead of good; the above ill Method has caused the Death of several HORSES; therefore, I will advise all men that make use of Drugs, to procure them from the best Markets, and not to trust to bad of any kind. Good and well prepared Drugs are noble Articles, and very bad are entirely dangerous; and in my Opinion, the fittest Place to receive them is the Mixen or Dunghill.

Let this be a Precaution to all Men that administer Medicines to HORSES, to be duly cautious in giving Medicines of any kind, before they point out the true Disorder, and not to cram the poor Creatures with this, that, and the other kind of Medicines, but give proper Time for every sort of Medicine or Dose to act or operate; before you administer or repeat the second or third Dose, &c. By so doing, you will give Nature fair play, and enable the Animal to withstand the Shocks of such robust Medicines, as are very proper to be given in some Cafes; but on the other hand, proper Time enables the Medicine to take its due Course, and act according to your Expectations.


Further, I say, in regard to outward Applications and Operations. First of the Errors of probing, cutting and provoking of a Wound when dressed. The above *Practice* commonly brings on a Mortification.

If a Wound or Ulcer requires cutting, cut it once properly the whole Length of the Cavity ; but do not open the Wound too soon after the first Dressing, but rather omit a day or two longer to give the Wound time to come to a good Digestion, before you open it; then act according to the following Directions, and give every Application time to work its due Efficacy, according as they are compounded, and always give Nature fair play ; then there is no doubt of Success and doing well, if the Practitioner will give himself time to forethink, and judge properly of Precautions relating to the following Work.

I do not expect this Work to escape Censure ; neither have I the Ambition to think it free from Imperfection. Yet upon the whole I think, I have given true Directions, which are entirely from my own *Practice*. If some should differ from me in Opinion, I shall not be angry ; and I hope, it will in some measure defend me from Censure, that I am willing to give others the same Liberty, as I desire to have myself, that is, a Liberty to follow their own Judgments.

W. G.





A TABLE OF WEIGHTS, COMMONLY USED IN
PHYSIC.


20 GRAINS, 1 SCRUPLE,
3 SCRUPLES, 1 DRAM,
8 DRAMS, 1 OUNCE,
12 OUNCES, 1 POUND.



E R R A T A

Page 12, Line 23, for Buckthron, read Buckthorn.
— 32, — 15, for ond read and.
— 39, — 8, for pape, read page.
— 41, — 17, for odd, read add.
— 53, — 30, for 81, read 82.
— 55, — 2, for 81, read 82.
— 94, — 17, for point, read pint.
— 168, — 24, for Ticture, read Tincture.





A
PRACTICAL TREATISE,
ON
FARRIERY.

Section 1.

Of the PULSE of a HORSE.

THE regular Pulse of a Horse in health, beats forty times in one minute; if much less, it denotes lowness, if fifty, or more, it denotes a high fever, therefore, according to the number, to be termed higher or lower, and so judge accordingly, as symptoms should appear. The Pulse is to be felt between the point of the shoulder and the setting on of the neck, above the breast, on the lower part of the neck vein.—The Pulse is difficult to be felt in the above part, but shall mention a readier part to feel it, as follows. Set your hand on the side of the chest, opposite the heart, about a span behind the elbow; there you will feel the heart Pulse beat plainly.

Of FEVERS in General.

Horses are subject to Fevers from accidents, from severe wounds, from catching a severe cold or by overheating by severe work in hot weather, and bad management after it.—

one of the above doses three times a-day, mixed with a pint of Red Port Negus, made weak. The above to be repeated until such time you see his body fortified; and his cold and hot sweats quite abated.

To be given in the RECOVERY of a FEVER, to cause an APPETITE.

Take Jesuits Bark one ounce, Gentian half an ounce, Salt of Tartar half an ounce, Elixir of Vitriol one dram, to be given in a quart of warm Ale, every other day, or as occasion may be required.

To promote URINE in a FEVER.

Take Salt Prunella one ounce, Juniper Berries, and Venice Turpentine of each half an ounce, and Diapente one ounce, made up into a ball with Barbadoes Tar, for one dose. Give one of the above balls, every other morning; or according as they operate; or as symptoms may require the use of them.

To be given if COSTIVE in a FEVER.

Take Lenitive Electuary three ounces, Cream of Tartar two ounces, Sweet Oil six ounces, Glauber's Salts three ounces, and Treacle half a pound. Dissolve the above in a quart of Watergruel, for one dose; this will open his body mild and easy, and pass quick. To be repeated as symptoms may require the use of it, that is, in three or four days to come.


To be given in the RECOVERY of a FEVER.

Take Liver of Antimony one pound and a half, made into very fine powder, Nitre Salts half a pound, Flour of Brimstone half a pound. Mix the above all together, and keep it in a bladder for use. Give of the above alterative powders, a table-spoonful once or twice a-day, in a mash of scalded Bran
and


and Oats. Also it would be proper to indulge a Horse in the recovery of a Fever. To lead him out in hand for an hour, in the warmest part of the day, and there let him pick and nip some fresh Grass, in a good pasture: or rather, if possible to be met with, some green blades of Rye. The above method will cool and refresh him much, if repeated.

Proper FOOD to be given in FEVERS.

Make use of Watergruel to drink, when dry, as often as you can, and Bran, with very little Oats scalded together for mashes, but if costive, give Rye instead of Oats with the Bran. Give a small mash of the above two or three times a-day, and let him nuzzle, and pick some sweet Wheat Straw, and no other kind of food for some days together: at the same time give Nitre Salts, dissolved in all his water; or according as symptoms may require the use of it. But if his appetite is quite gone, he must be indulged with sweet Milk, sweetened with brown Sugar, three or four times a-day, and give him four, or five hornfuls at a time. But do not be alarmed if a Horse is without meat in a Fever for a-day or two; so that he sucks a little Watergruel, and nips a little clean Wheat Straw. Never cram nor force a Horse to eat in the beginning of a Fever; for he seldom will take any hurt for the first two or three days for want of food; so as there are true precautions taken, in giving his medicines, as before directed. I have often seen Horses full in flesh, in a lingering Fever, not making the least signs of a recovery, until they had lost much flesh, and had no appearance to be drougthy or thirsty, during their whole illness.—Therefore I would advise the practitioner in the above case, to make use of the intermitting compound Fever Balls, see page 3d. as there directed, in all respects.



Section, 2.



Of STAGGERS and CONVULSIONS.

STAGGERS, is a common case to Horses: especially in the latter end of the summer. And most commonly affects heavy draught Horses and so-forth. The general cause of the above disorder is, when grass becomes dry and lacks a moisture; and thereby locks and clogs the bowels and guts with such a great load of hard dry excrement; also brings on a great costiveness; and generally flies into the head as a Vertigo; and causes Convulsions and Fevers. The chief symptoms of the above disorder, are, a Horse will be stiff in his whole frame, appearing dull, and swelled about his head and eyes; with his eyes staring upwards, he will reel and stagger to and fro, like unto a drunken man; and by pressing against his forehead, he will thrust forward against your hand, and if the symptom is very violent, he will push and thrust his head up to the rack; and there will spar and heave like a draught Horse, as if he would thrust through the rack; and generally has an appearance of the Yellows and Jaundice. In the first stage of the above case, bleed plentifully, that is, open three or four veins at one time, so let him bleed four or five quarts, and at the same time set in the Animal two rowels, one in the forehead and the other in the brisket. Then immediately give as follows.

A Spirituous DRAUGHT for the STAGGERS.

Take Friar's Balsam and Spirits of Salvolatile of each one ounce, Spirits of Salt Ammoniac half an ounce; all mixed and
shook

hook in a bottle together, and given as a drink; the above has given immediate ease in this obstinate case; then immediately give the following Clyster.

A CLYSTER for the STAGGERS.

Take Sena two ounces, and boil it in two quarts of Water for half an hour; then strain the decoction off, and add Syrup of Buckthorn two ounces, common Treacle one pound, and Sweet Oil half a pint, dissolve the whole together: then given immediately. The above Clyster to be repeated three times a-day if occasion be. If the above Clyster should not sufficiently empty the great gut, make use of the strong Clyster for the Staggers. See page 12. Before you administer any Clyster; first rake him with a small hand and arm, then administer the Clyster. Then immediately give the following cooling purge, if required:

A Cooling PURGE for the STAGGERS,

Take Lenitive Electuary three ounces, Cream of Tartar two ounces, Glauber's Salts three ounces, Flour of Brimstone two ounces, common Treacle one pound and Sweet Oil half a pint; all dissolved in a pint of Ale for one dose. The above will cause him to purge mild and easy, and pass quick: or you may make use of the following Purge.

An Easy PURGE for the STAGGERS.

Take Cream of Tartar two ounces, Glauber's Salts three ounces, Flour of Brimstone three ounces, Nitre Salts two ounces, Jalap four drams, and common Treacle one pound, Sweet Oil half a pint. Dissolve the above in a pint of Ale for one dose. This will cause him to purge mild and easy and pass quick. The above Purges to be repeated as symptoms may require the use of them.

A Stimulating

A Stimulating EMBROCATION for the STAGGERS.

Take Mustard Seed in fine Powder four ounces, Spirits of Wine half a Pint, Camphire one ounce, dissolved in the above Spirits; then mix the above altogether in a bottle for use, then rub the Animal's Head all round with the above Mixture, his Pall and Glands, and observe to rub it well in, and repeat it often in the day, by so doing will revive him much, especially if it should be of the sleepy kind; the above application will likewise releave a locked Jaw.

A BALL for the STAGGERS.

Take Myrrh half an ounce, Saffron and Castor, of each one dram, Cinnabar of Antimony half an ounce, Gum Galbanum two drams, Affaëtida four drams; and Emetic Tartar half a dram, made up into a ball with the Powers of Amber, for one dose. The above to be given once a-day, or omit the ball as occasion may require the difuse of it.

The MITHRIDATE I now use, or PASTE.

Take Anniseeds four ounces, Turmeric, Elicampane, Liquorice Root, Gëntian, Birthwort, Sena, Flour of Brimstone, Cream of Tartar, ~~Tarment~~ Rhubarb, Myrrh, Juniper Berries, Gum Arabic, Scordium, Ginger, Vervain Root, Valerian, of each two ounces, all in fine powder, Saffron chopped small one ounce, Sweet Oil eight ounces; make the whole into a Palle, with equal parts of Honey and Common Treacle, then keep it close in a pot for use; the above is a good Medicine, to be given in the Staggers; the dose of the above is two ounces, dissolved in a quart of Ale, to which add half an ounce of my Anodyne Balsam; or might be given in any sleepy, drowfy case alone, without the Anodyne Balsam added to it.

Proper

Proper Food to be given in the STAGGERS.

Let them be often supplied with Watergruel well boiled, for their common drinking, and support them with Mashies made of Wheat Bran and a little Rye scalded together as food, also to indulge them two or three times a-day with a pint of Sweet Milk, sweetened with Brown Sugar; the above will assist nature for a long time, without any other support.

For a wild Fit of the STAGGERS.

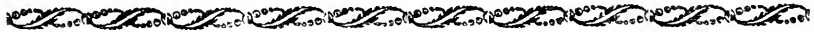
Take Mithridate two ounces, dissolved in a quart of small Ale, then add Tincture of Saffron and Camphire one ounce and a half, see page 37. Tincture of Opium two drams, the Powers of Amber two drams, and Common Treacle half a pound, mixed all together for one dose. The above will compose and lull him to sleep; by being covered up very warm—will bring on a strong sweat, then if possible, to get him to a hot horse-mixen or dunghill, make him a bed and cast him down there, and cover him with warm muck all over, except his mouth and nostrils; and encourage the sweating for four hours at least: then observe to cool him gradually; and remember, in this, and all such cases, to make use of Chewing Balls which are to be made as follows. Take Assafœtida one ounce, and Savin a small handful; bruise them together in a mortar into a ball; then tie the whole in a linen cloth to the middle part of a snaffle-bit; then let the said bit, be put into the Horse's mouth and so let him chew it for one hour, then take it off for an hour, and so off and on every other hour, until his symptoms abate.

Also, Aloes alone is a good Chewing Ball, in the above disorder, and to be made use of as the latter.


The faid Ball is very ferviceable for Horfes in the Staggers; alfo, in the Falling Evil, and Convulfions.

The ufe of the above Balls is, to quicken the motion of the head and membrane, or the net that covers the brain. The above, being repeated, will free the head; and caufe him to flobber and flaver, and the like evacuations. But if the above diforder fhould continue longer than common, and the Animal has taken to lie down much, make ufe of the following for the laft remedy.

Take Quickfilver and pour two drams of it into each ear, and fhake it well into the head. The above has done wonderful cures to the aftonifhment of many.



Section, 3.



Of YELLOWS or JAUNDICE.

THE caufe of the Yellows, is, commonly from a ftone in the gall-bladder, or decay of the liver. Although, I may juftly fay, that I never could find a gall-bladder in a Horfe; but without doubt, there muft be a gall-pipe in the liver, to affift the chyle or food to a digeftion. The fymptoms of the Yellows, are a great heavinefs and weaknefs: a Horfe will be very feeble in all his actions, and feem to breathe fainty, with deep fighs, and his appetite quite gone: the white of his eyes, his mouth and lips, and the roof of his mouth, will appear yellow, and alfo his urine yellow: he will feem very weak, and has the appearance of a flow Fever. I have known a Horfe fo weak in the Jaundice, that he could not walk a Mile: in the above diforder, make ufe of the following direftions.

A Drink

A Drink for the YELLOWS.

Take Sweet Milk a pint and a half, and make a poffet with strong Beer, strain it off, and add to the whey, Castile Soap one ounce sliced thin, Salendine a handful chopped small, and boil them together; then add to the above, Saffron chopped small one dram; and give it as a drink, every other day, fasting. Repeat three or four drinks; give the Horse warm Water, and very gentle exercise the interval days, that he has not his drink given him.

For the YELLOW JAUNDICE.

Take Rue, Wormwood, Hyffop, Salendine and Red Sage of each, a small handful, chopped and pounded together in a mortar--then add Turmeric two ounces, Castile Soap two ounces, and Saffron one dram; beat the whole together in a mortar, and add as much fresh Butter as will form the whole into four balls. Give one of the above balls, every morning, fasting; or dissolved in a quart of mild Ale. Observe to give warm Water, and Mashies, during the time the drink is given.

For the YELLOWS.

Take the Mithridate I now use, take of the above Paste two ounces, to which add one ounce and a half of Castile Soap to the above Paste. Give the whole for one drink, in a quart of Ale; give three of the above drinks, one every other day. Paste, see page 8.

A Powerful Ball for the YELLOWS when Obstinate.

Take Turmeric and Diapente of each two ounces, Tincture of Martis four drams, Castile Soap and Cinnabar of Antimony of each two ounces, and Saffron two drams; made up with Honey, and divided into four balls. Give one of the above

balls every morning fasting; or as symptoms may require the use of them.

Also a Ball for the JAUNDICE.

Take Bracken's Cordial Ball one pound, see page 28.—Æthiops Mineral three ounces, Castile Soap four ounces, small red Earth Worms, well cleaned in Moss two ounces, and Saffron two drams, made up with Honey, into balls.—Give one ball weighing two ounces, for one dose. Give one of the above balls every morning fasting. At the same time, it would be proper to give warm Water and Mashcs, during the time of his disorder; indulging him with gentle exercise, every afternoon during the time he takes his medicines; which will greatly add to the cure of the Jaundice. In the recovery of the above disorder, it will be proper to give an easy gentle Purge or two; I would recommend the Hiera Picra Spices, see page 18. Observing the precautions, as they are directed there, in all respects.



Section, 4.

OF CLYSTERS OF VARIOUS SORTS.

A Clyster for the STAGGERS.

TAKE two Bitter Apples and boil them in three quarts of Water for half an hour, then strain the liquor off, and add Sirup of Buckthron four ounces, and Sweet Oil half a pint. Repeat the above Clyster according as you see occasion require the use of them.

You.

You must observe in administering Clysters, that your Clyster-pipe is long and bulky, with a good Beef's bladder well tied to it; then if you can bear the bladder to your cheek in regard to heat, you may venture to administer the Clyster; but observe always, to have the Horse to stand as high behind, and as low before as you can; as the Clyster will operate best in that posture; and also observe to keep the Clyster in as long as you can, in order to drive it in or through the great gut, before it returns.

A Comfortable CLYSTER.

Take Bracken's Cordial Ball, four ounces, see page 28—dissolved in two quarts of Watergruel; to which, add Sweet Oil two ounces, then for use; this is a safe and comfortable Clyster; and will support nature, in a long fatiguing illness; such, as when the spirits are reduced quite low.

A Clyster in a FEVER.

Take Sena one ounce and a half, and boil it in a quart of Water, then strain it off; and to the decoction, add Common Treacle one pound, and Sweet Oil half a pint. This is a safe mild Clyster, which may be repeated twice a-day; or as symptoms may require the use of it.

A Mild CLYSTER for a FOAL.

Take Common Treacle half a pint: Sweet Oil three ounces, and soft Water half a pint: dissolve the whole together, and give it once a-day. The repetition of the above will soon relieve a Foal, that is costive, when young, or lately dropped.

The COLIC CLYSTER.

Take spring Water two quarts, Common Salt two large handfuls; or fresh-made Beef's Brine, of either, the same in quantity,

quantity, soft Soap four ounces and Goose Oil half a pint; then simmer all together over a slow fire for half an hour; then for use. The above Clyster to be repeated in two hours time, if occasion may require the use of it.

A CLYSTER to Relax a Costive Bowel.

Take the Urine of Cows, two or three quarts, whilst warm from the Cows, and administer the above as a Clyster; and repeat the same in three hours time, if needful, which will empty the Bowels plentifully with ease.

A CLYSTER for an Inflammation in the Bowels.

Take Marsh Mallows, Common Mallows and Camomile Flowers or Herbs, of each a single handful; boil the whole in three quarts of Water: then add to the above; Anniseeds two ounces, Common Treacle half a pound and Sweet Oil half a pint. Repeat the above two or three times a-day, or as needful.

Always observe to repeat bleeding, when there is an inflammation in the bowels.

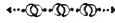
An Astringent CLYSTER.

Take Forge Water three quarts, Oak Bark four ounces, Tormentil Root two ounces, and Pomegranate Bark two ounces; boil the whole well together; then strain the decoction off; to which add Diascordium two ounces, Mithridate one ounce, and the Tincture of Opium four drams: then mixed all together and given as a Clyster, in a lax, or scouring.

The above is very proper to be given as a drink; especially if the Clyster is divided into three drinks, and given properly. This is an excellent medicine in the Bloody Flux; and will answer the whole of the above intention.



Section 5.



Of PURGING PHYSIC of Various Sorts.

PHYSIC is very proper for Horses that labour under disorders of several Sorts; as when the blood and juices are in a bad state or habit, or when the limbs and other vitals are become languid and gummy, and short of action or due circulation. Also, Purging Physic is very proper for Horses that have high keep; such, as are in training, or hunters, hacks, and the like: nor can a man or groom bring a horse properly into condition, without the help of Purging Physic; as when parts get languid and gummy, and short of action: then a dose or two of Purging Physic will free the muscles and small fibres, and sweeten the blood and juices, and cause all parts to act according to their usual and due circulation. When you mean to give Physic, first take blood, and give him, for two or three days, Scalded Bran and Oats, to prepare his body properly for the reception of Physic: then make use of any of the following Purges; as symptoms may require the use of them.

A Gentle Mild PURGE.

Take the best Barbadoes Aloes one ounce, Spermaceiti one dram, Castile Soap one dram, Jalap half a dram, Race Ginger in powder, one dram, Diapente half an ounce, Salt of Tartar one dram, and Oil of Anniseed forty drops; made up in a ball with Sirup of Buckthorn for one dose: to this and to all other Purges, I add more or less Aloes; according to the strength, or habit of the Horse's body.

A Gentle

A Gentle Mild PURGE.

Take Barbadoes Aloes one ounce, Race Ginger two drams, Castile Soap one dram, Salt of Tartar one dram, all in fine powder, made up into a ball with Sirup of Buckthorn for one dose: if you should wish the above to act as an alterative; then, instead of one dram of Salt of Tartar, make use of four drams, to the above Purge; and then it will act as an alterative, and pass through the whole mass of Blood.

A Purge may work the first day it is given; but commonly not until the second day; although I have known a Purge to lay in a horse three days, and worked well off at last; however I will advise, not to stir a horse out of the stable but as little as possible whilst the physic is operating; but if necessity should urge, to give a horse a gentle turn out, in the time his physic is operating; let them be very short turns, not above half an hour at one time: for there is no need of exercise during the operation of physic, since every Purge will carry itself off, with keeping warm, and supplying the horse with warm Water or thin Watergruel; and that pretty often, but not above a quarter of a pailful at one time: and also, I do advise all grooms and keepers of horses, not to toil and fatigue a horse with exercise in the time of physic, but rub and whisp him well over and circulate him well in the stall. The above ill-practice of too severe exercise in physic, has been the death of several brave horses, to my certain knowledge. Also, I further say, if the horse works well in the stable, he need not be taken out at all, while the physic is operating; but if the physic does not work off well, let him have three or four turns out, in the space of the day, and not above half an hour at one time.

Another

Another Mild PURGE.

Take Barbadoes Aloes, from one ounce to ten drams, Spermaceti one dram, Diapente half an ounce, Castile Soap one dram, Salt of Tartar one dram, Race Ginger in Powder one dram, Myrrh one dram, Oil of Annifeeds forty drops, made up into a ball with Sirup of Buckthorn, for one dose, If the last Purges should be required stronger, I sometimes add Jalap one dram, or a dram and a half or two drams, more or less, according as it may be required.

A Strong Safe PURGE.

Take Barbadoes Aloes from one ounce to twelve drams, Spermaceti one dram, Cream of Tartar half an ounce, Jalap from one, to two drams, Race Ginger in powder one dram, Diapente half an ounce, Castile Soap two drams, and Oil of Annifeeds forty drops; made up into two balls with Sirup of Buckthorn for one dose. Sometimes I add to the above, instead of Jalap, one dram or two of Scammony, more or less, according to the strength or habit of the Horse's body. The above is not meant for a delicate habit, but a robust strong habit, as some Horses require Physic much stronger than others do. But let this be a rule, say you mean to give, one, two, or four doses of Purging Physic to a Horse; the first dose might happen just to suit the habit and work well to your mind: Although you give just the same dose again it might not work so well as the first did: also, I will advise to add a little more Aloes and Jalap to the second and third doses and so-forth, as generally the habit gets stronger and stronger after every dose you give.

Physic commonly given to HORSES at GRASS.

Take Barbadoes Aloes, from seven to nine drams, Race Ginger in powder two drams, Spermaceti one dram, Diapente four drams; made up into a ball with Sirup of Buckthorn for one dose. The above will work off mild and easy, at Grass. The day you intend to give the above Physic, take the Horse up early that morning from Grass, and let him fast three hours, then give him the above Purge, and let him fast two hours after it; then let him eat Hay for two hours; afterwards give him a feed of Corn, and then turn him to Grass: so repeat another dose in five or six days after, or according as it has operated, and so-forth.

The Hiera Picra Spices, or the HOLY BITTER.

Take Cinnamon Bark, Mace, Snake Root, Gum Arabic, and Saffron, of each six drams; fine Barbadoes Liver Aloes one pound; all made into fine powder, mixed together and kept in a pot for use. This is a very safe Purge and may be given after a long sickness or illness, or any disorder whatever; and very proper to be given in a lingering gripe: the dose is from one ounce to two; more or less, as you see occasion; to be made up into a ball with Sirup of Buckthorn. It also may be given to a sucking Foal, that follows the Dam with safety: the dose to a Foal, is two or three drams given in half a pint of mild Ale, with three spoonfuls of Common Treacle, made warm together. The above is a good medicine to destroy Worms, and will cause a Foal to thrive well after it.

The SCOURING after a SWEAT.

Take Barbadoes Aloes, from six drams to one ounce, Castile Soap two drams, Bracken's Cordial Ball four drams, see page

28, made up into a ball, with Sirup of Buckthorn, for one dose. Do not fet the Horfe on the muzzle for this Sweat, but let him walk and canter about for two hours; and then let him begin to Sweat; when that is over, let him be scraped clean and dry, and then give him three hornfuls of a comfortable drink prepared ready for that purpose. Then let him walk out for half an hour, or until he is quite dry and fettled, then take him in and give him the scouring ball, then give him three hornfuls of the aforefaid cordial drink, and fet him up fair: use him as if he was in phyfic for the two enfuing days; and so go on with him regular and eafy in his exercife until fuch time he is fit to Sweat again; then do the fame as before-mentioned, for three or four Sweats together. By the above method, I have kept feveral rheumatic crippled Racers found, during the whole fummer, which would not have flood if they had not been treated as above-mentioned.

A PURGE for the MOLTEN GREASE.

Take Glauber's Salts three ounces, Cream of Tartar two ounces, Lenitive Electuary three ounces, Nitre Salts one ounce, Salt of Tartar two drams, Treacle half a pound, Sweet Oil half a pint; given in a quart of Watergruel, for one dose. If given in the Staggers, I add Jalap three or four drams.—The above to be repeated every fifth or sixth day, or as occafion may require.

A Quick PURGE for an Inflamed BOWEL.

Take Lenitive Electuary three ounces, Salt of Tartar three drams, Glauber's Salts three ounces, Common Treacle one pound, and Sweet Oil half a pint; all diffolved in a pint of warm Ale for one dose. The above will pafs mild and eafy,

and may be repeated in four days time, or according as symptoms may require the use of it.

The Method of giving MERCURIAL PHYSIC.

Take Calomel that has often been sublimed from one dram to two, Diapente half an ounce, Bracken's Cordial Ball one ounce, see page 28, made up into a ball, with Sirup of Marsh Mallows. Give the above at six o'Clock in the Evening, fasting three hours before the ball is given, and let him fast three hours after it: give warm Water and Mashcs, and the next morning give him the following Purging Ball.

Take the finest Barbadoes Aloes one ounce or ten drams, Spermacti one dram, Diapente four drams, Myrrh in powder one dram, Saffron half a dram, Jalap one dram, Salt of Tartar one dram, and the Powers of Amber a tea-spoonful: made up into a ball with Sirup of Marsh Mallows. Keep the Horse warm and do not stir him out in this Physic: give him warm Water and Mashcs, or dry Bran, and sweet Hay. Repeat the same according as the Horse recovers. Do not repeat the above dose too soon; as Physic of this kind requires a Horse to be well braced before it is repeated; that is to give proper interval between his Physic; I mean a fortnight at least.


An Astringent PURGE for a LAX or SCOURING.

Take Barbadoes Aloes from six to eight drams, Spermacti one dram, Rhubarb half an ounce, Salt of Tartar two drams, Diapente four drams, Race Ginger in powder one dram, made up into a ball with Sirup of Buckthorn for one dose: and to be repeated as occasion may require the use of it.

When

When a PURGE doth not work and causes a Horfe to Swell.

Take one pint of Lisbon Wine, and mix with it one dram of Camphire, diffolved in a little Spirit of Wine, to which add Oil of Juniper two drams, the Powers of Amber two drams, Sirup of Marsh Mallows four ounces; give the above made warm as a drink: then stir him about very gently, this will cause him to piss and empty himself plentifully. After the use of any of the above Purging Physic is over, and if the Physic has taken more hold than common; and has reduced the Horfe lower than you would wish, then it will be proper to give him two or three Cordial Drinks to heal his Stomach, and revive his Spirits up again; at the same time to give him Gum Arabic one ounce, diffolved in all his common Water; that is, one ounce a-day for a week together. After the use of the above, it would be very proper to indulge him with some fresh Grass, that is, to be led out in hand for an hour in the warmest part of the day. Observe to clothe him warm at all times whilst he is out in hand at Grass.



Section 6.

Of ALTERATIVE PURGES.

NOTWITHSTANDING, that these kinds of Purges work much by excrement, but pass through the whole mass of blood, and refresh the blood and juices in the whole frame, especially in foul gross habits, such as Farcies and Surfeits, and foulness of the skin. And the following method answers well to purge thick-winded Horses, that are afflicted with old coughs and pthificks.

An

An ALTERATIVE PURGE.

Take fine Barbadoes Aloes, six or eight drams, Spermaceti one dram, Cream of Tartar half an ounce, Diapente half an ounce, Jalap and Salt of Tartar of each one dram, Gum Guaiacum one dram, Cinnabar of Antimony two drams, and the Powers of Amber a tea-spoonful; made up into a ball with Sirup of Buckthorn, for one dose: this to be given once a week, or according as it operates, or as necessity may require the use of it.


An ALTERATIVE PURGE.

Take Lenitive Electuary eight ounces, Jalap and Scammony of each one ounce, Cinnabar of Antimony six ounces, Gum Guaiacum two ounces, Nitre Salts three ounces, and Camphire half an ounce; made up into eight balls with Sirup of Buckthorn: one of the above balls to be given every fifth day, or as they operate; they will work off mild and easy, chiefly by urine, and may be given as symptoms may require the use of them.


An ALTERATIVE PURGE.

Take Barbadoes Aloes, six or eight drams, Spermaceti one dram, Gum Galbanum, Gum Ammoniacum, and Affafœtida, of each two drams, Diapente half an ounce, Saffron, half a dram, and Oil of Anniseeds forty drops, made up into a ball with Sirup of Buckthorn for one dose. To be given according as they operate. The above Alteratives are proper to purge thick-winded and purfive Horses: also are proper to be given in foulness of the skin, as they mostly go off by urine.





Section, 7.



Of ALTERATIVE BALLS.

THE operation of the following Balls is to sweeten the blood and juices; as they are very proper to be given when physic cannot be administered; as when parts get viscid gummy or fizy, and short of true circulation; which often occasions lameness, in several parts of the body. They wholly go off by urine, and are of great service to dim eyes; and require no confinement, nor particular diet. They generally bring a Horse very fresh and fine in his coat or skin, and will refresh the whole mass of blood.

The ALTERATIVE BALLS.

Take Castile Soap one pound, Salt of Prunella half a pound, Stone Brimstone in fine powder four ounces, White Rosin in fine powder four ounces, Balsam of Sulphur drawn with Oil of Turpentine two ounces, Liver of Antimony in fine powder eight ounces, Cinnabar of Antimony in fine powder six ounces, Gum Guaiacum two ounces, Honey four ounces, made up into a ball with Flour of Brimstone for use. One large ball or two small ones to be given for one dose; the above balls may be given every other day, or rather after a hard day's work, such as after a sweat, or a day's hunting or the like.

Another ALTERATIVE BALL.

Take Cinnabar of Antimony, and Gum Guaiacum, of each, in fine powder half a pound, Castile Soap half a pound, Flour of Brimstone one pound, Diapente six ounces, Salt of Tartar
four

four ounces, Nitre Salts half a pound, and Camphire one ounce and a half, made up into a ball with Honey and Anni-seeds in powder for use. The dose is a moderate sized ball, to be given every other day; repeat ten of the above balls. The above are very proper for Horses that are subject to moving lameness, that is first in one part and then in another; at the same time bleed every fortnight, to assist and thin the blood. This and the former ball are very proper for Horses in training, that are subject to moving lameness: as running Horses are obliged to go through a vast deal of hardship and fatigue in all their exercises. If the Horse is any way able to go on with his work, give him two small balls after every sweat, and two small balls between each sweat. The above method, if properly observed, will keep a cripple firm, fresh and bloomy.

A Valuable ALTERATIVE for the whole Mass of Blood.

Take Crocus Metallorum, or the Liver of Antimony, of either one pound, in perfect fine powder. Give of either of the above, one ounce, or one ounce and a half, once a-day in a Mash of Bran and Oats, for a fortnight together: but if the above should cause a Purging; make use of the above once every other day. The above restores a lost Appetite, and kills Worms; purifies the Blood, by removing Obstructions, and fattens tired and wasted Horses.

The Alterative MINERAL BALL.

Take Turbith Mineral half a dram, Castile Soap half an ounce, Diapente half an ounce, made up into a ball with Honey for one dose. The above is an excellent medicine for sweetening the blood and juices; to be given every other day; for

for a week or ten days: and also, is proper to be made use of, when a Horfe has met with a very fevere wound; it forwards a cure, and brings on a good digestion, when the body is in a bad habit. I have given the above Ball to Horfes at Grafs, when necessity obliged me and it answered the purpose well.

The Alterative MERCURIAL BALL, for a Scorbutic Itching and Scrubbing.

Take of the best Pewter three ounces, and melt it in a pan, when melted, add to it, Quicksilver two ounces; then let it simmer together for four minutes and stir it with a wooden splint all the while; then let it stand until its quite cold, then make all in fine powder, in a mortar; then add Castile Soap two ounces, Diapente two ounces, all mixed together and made up into a ball with Honey; then divide the whole into four doses, one of which give, every fourth morning, fasting four hours before each dose, and four hours after. Keep him warm, and give warm Water and Mashs, during the time he has the balls, then rest a week; then repeat the same as above directed; strictly observing not to stir him out during the time, these balls are given; but may have gentle exercise the week the balls are not given.

A Powerful ALTERATIVE MEDICINE, for a Lameness that moves from one Part to another like Rheumatism.

Take Flour of Brimstone, from half a pound to one pound, and give it all at one time on a Mash of Bran and Oats, if the Horfe will eat it, but if not, make the whole into balls with Treacle, and give all at one time, fasting. The above will open his body much; keep warm, and do not stir out for six

or eight days; then in twelve days time repeat the above, and use the same precautions as before directed; but first take blood, and be sure to keep warm.



Section, 8.

Of PISSING BALLS and DRINKS.

THE following Balls and Drinks, are wholly to check sharp humours, and to carry them off by the way of urine; and may be given to Horses of gross habits, that are subject to swelled legs and the like: also, are very proper to be given to Horses after they are stopped in the time of physic, when a humour remains, and is dropped down to the legs, and are very proper to be given to assist the cure of the Grease, and are very active in carrying off sharp humours by the way of urine.

A Mild PISSING BALL.

Take Diapente, Turmeric, Flour of Brimstone, Nitre Salt, Liver of Antimony of each half an ounce, White Rosin one ounce, Barbadoes Tar two drams; make the above into a ball with Honey for one dose; or may be divided for two doses, or give a moderate sized ball every other day, or according as they operate.

A Strong PISSING BALL.

Take Salt of Prunella, Salt of Tartar, Oil of Juniper, and Castile Soap of each one ounce, and White Rosin three ounces. Make the above into a ball with Diapente, Turmeric and
Flour

Flour of Brimstone. One small ball to be given as you see occasion requires, or according as they operate.

The Genuine PISSING BALL.

Take Castile Soap three ounces, Balsam of Sulphur drawn with Oil of Turpentine, two ounces, Salt of Prunella four ounces, Æthiops Mineral two ounces, White Rosin six ounces, Liver of Antimony four ounces, Salt of Tartar one ounce, Flour of Brimstone six ounces, Honey three meat-spoonfuls and two large heads of Garlic; made up into a ball with Diapente and Turmeric for use: give two small balls for one dose, or, as you see occasion may require the use of them.


A PISSING DRINK.

Take White Rosin in powder three ounces, Honey two ounces, the Powers of Amber two drams, and Oil of Olives one ounce. Slice two large Onions into a quart of Ale overnight, the next morning strain it off; then add the above to the Ale, and give it for a Drink, fasting. The above is a very powerful drier of sharp humours in the cure of the Grease; and to be given as you see occasion may require the use of it.

Another PISSING DRINK.

Take Yellow Rosin, in fine powder three ounces, Salt of Prunella one ounce, Flour of Brimstone two ounces and the Powers of Amber two drams, all mixed together in a mortar, and given in a quart of Forge Water cold, for one dose. The above Balls and Drinks are powerful diuretics, and are great cleansers of the urinary Passage. To be given as symptoms may require the use of them: but observe, not to crowd the Animal with them too often, but give time for every dose to

operate, before they are repeated. These diuretic medicines, go off very sharp by urine; and if a Horse is overcrowded with them, they will rack him much, and so bring on a Diabetes.



Section 9.

OF CORDIAL BALLS AND CORDIAL DRINKS OF VARIOUS SORTS.

First of BRACKEN's Cordial BALL.

TAKE Anniseeds, Carraway Seeds, and Greater Cardamoms and Gentian in fine powder, of each two ounces, Flour of Brimstone four ounces, Turmeric four ounces, Diapente four ounces, Saffron four drams, Sugar Candy one pound, Spanish Juice dissolved in Hyssop Water four ounces, Liquorice Powder four ounces, Oil of Anniseeds two ounces, Honey half a pound, Sweet Oil one pint, Wheat Flour, a sufficient quantity to make the whole into a ball; by beating the above well together in a mortar for use. This ball has undergone some alterations of mine, since it has been in my practice.

For Fresh-taken COLDS.

For Fresh-taken Colds, observe to bleed in the first stage, then proceed as follows. Take of the above Cordial Ball, the size of a Hen's Egg, and dissolve it in a quart of warm Ale, to which add Camphire two drams, and Saffron half a dram; then mixed together for one dose and given every other day: two of the above Drinks are sufficient for any Fresh Cold.

Let

Let this be a rule to all Men that administer Drinks to Horses, to be duly careful in giving them, and not to cram great full hornfuls at once; and at the same time not to check and keep their heads too high and force the Drink down by compulsion: as I may justly say, that if the Drink is ever so mild, and two spoonfuls or less, should happen to go down the wrong passage, which is the windpipe, you may depend upon it to be certain death. Therefore let me advise the reader, that when he intends to give a Drink to let it be given in a small horn, and that not above half full at once; and if the Animal should cough, or struggle against the Drink, let his Head down immediately and give him time to recover before any more is given him.

A Mollifying DRINK for a COLD.

Take Sirup of Horehound, Sirup of Garlic and Sirup of Coltsfoot of each two ounces, Sweet Oil one ounce, Spanish Juice two ounces, Mithridate, Liquorice Powder, Flour of Brimstone, Diapente and Turmeric of each one ounce: then divided for two Drinks, and given in a quart of warm Ale. This Drink is very soft and mellow in its operation, to be given every other day. Two of the above Drinks seldom fail to cure a Fresh Cold, if given as above directed.

A DRINK for a tired Horse, after a hard Day's Work.

Take of Bracken's Cordial Ball four ounces, Camphire four drams, mixed in a mortar together. Dissolve the above in a quart of warm Ale, and give it for one Drink. The above is very proper to be given to a Horse or a Colt, that has taken Cold after Cutting; keep him warm after the above Drink.

The above will cause a strong Sweat. The above Drink might be repeated in five days time, if occasion be.

A Searching

A Searching Thriving DRINK.

Take Rue and Hyssop of each a small handful, a moderate sized head of Garlic picked clean and bruised in a mortar, and Honey three ounces: boil the whole well together in a quart of Ale; then cover it up and let it stand all night; the next morning add Diapente, Turmeric, Liquorice Powder, and Flour of Brimstone, of each one ounce, and Sweet Oil two ounces, all mixed together for one dose, and to be given every other morning. This is a good Drink after a fatigue or hardship and will cause a Horse to thrive well after it. Repeat three of the above Drinks.

Also, a DRINK for a tired Hunter, that has been deprived of all his Actions.

Take a full quart of Red Port Wine; make the above warm, then add the Tincture of Opium five drams; then stir the above well together, and give it as a Drink, as soon as possible. The above Drink will revive him much by morning, then use him moderately in his exercise.

BALLS for an INTERMITTING or SWEATING AGUISSH Disorder.

Take Gentian four ounces, Myrrh and Roch Allum of each two ounces, Galingal Root one ounce, Cinnamon Bark half an ounce, Saffron and Camphire of each three drams, Race Ginger one ounce, all in fine powder. Make the whole into a ball with Honey and divided into six balls; one of which give every morning, fasting: then omit the above balls for a week or ten days, then repeat the same again in all respects.

A DRINK

A DRINK to Restore a lost Appetite.

Take Bracken's Cordial Ball one ounce and a half, see page 28, dissolved in a quart of warm Ale, then add Elixir of Vitriol one dram, and Diapente one ounce, mixed together for one dose: to be repeated as occasion may require the use of it.

The Aromatic Herbs DRINK.

Take Rue, Mint, Hyffop, St. John's Wort, Agrimony, Valerian, Pennyroyal, Salandine, Garmandre, Rosemary, the Flowers and Tops of Marsh Mallows, and Roman Wormwood, of each a large double handful, chopped small and dried, and kept close for use, and when used, take a single handful of the above Herbs, all mixed together, and two ounces of Juniper Berries, in powder, and a single handful of Common Salt; then give the whole in a quart of warm Ale, for one drink, and repeat it four mornings together.—First bleed.

The above is a valuable Drink, when you are not certain of the disorder.

A DRINK to Strengthen the STOMACH and to cause an APPETITE.

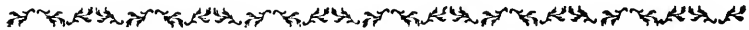
Take Gentian Root sliced thin one ounce, and Snake Root half an ounce; simmer the above in a quart of Water until it consumes it to a pint: then cover it up all night; the next morning strain it off, and add to the decoction Cochineal and Saffron, of each one dram, White Wine half a pint and Honey three meat spoonfuls; then boil the whole together, and give it fasting, for one dose. This will soon bring a Horse to his Appetite if repeated every other day: give three of the above Drinks.

The

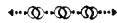
The ANODYNE BALSAM.

Take Castile Soap two ounces, Gum Opium two ounces, Camphire one ounce, Saffron three drams, Oil of Rosemary six drams, Rectified Spirits of Wine eighteen ounces; put the whole into a quart bottle; digest the whole together, in a hot horse-dunghill, for six or eight days, shaking the bottle every day; then for use.

The above is an excellent Medicine to ease pain; such as in the Cholic, or any griping pain in the Bowels, or in the Staggers, or in any inward severe pain. The dose is half an ounce of the Anodyne Balsam; might be given in any mild cordial drink, or might be added to one ounce and a half of my Mithridate, for one drink.



Section 10.

*Of BALLS and DRINKS to Relieve Old COUGHS and PHTHISICS.*

OBSERVE in the above case to bleed, that is pretty often, once a fortnight at the least. Also Rowels and Issues are very proper to assist old Coughs and Phthistics, by repeating them for some time with the help of the following Medicines.

For a COUGH on a YOUNG HORSE.

Take a pint of common Eating Salt, and a pint of Spring Water; mix them together in a mortar until they are incorporated; then give the whole as a drink for one dose: to be repeated four or five mornings together. The above drink seems

seems but simple, but is of great service to young Colts, as it is very offensive to worms and so-forth.

A DRINK to Relieve Old COUGHS.

Take a moderate sized head of Garlic, picked clean, bruise the Cloves in a mortar, then boiled in three half pints of Skim Milk, with three meat-spoonfuls of Honey, Anniseeds in powder two ounces, and give the whole for one dose, fasting: walk the Horse out for an hour after each drink. Repeat the above every morning for a fortnight together, at the same time take a quart of blood from him every week, or as occasion be. The above will prevent a Horse to become broken-winded, if given in proper time.

For a GROUNDED COUGH.

Take one pint of cold-drawn Linseed Oil, and two large heads of Garlic picked clean and pounded in a mortar; mix them together for one drink; give three of the above drinks, one every fourth day. At the same time you are to sprinkle all his Corn and Mashs with the Mullen Powder, for three weeks together. The Mullen Powder is prepared as follows: take of the Herb Mullen in fine powder one pound, Elecampane in powder one pound, and Gentian four ounces, mixed all together for use. This method being taken, will cure most Old Coughs whatever.

A DRINK for a GROUNDED COUGH.

Take Turmeric, Diapente, Liquorice Powder and Barbadoes Tar, of each one ounce, Grains of Paradise, and Balsam of Sulphur drawn with Oil of Turpentine, of each half an ounce, Oil of Anniseeds half an ounce, Elecampane three

F

ounces,

ounces, Honey two meat-spoonfuls, and two large heads of Garlic bruised in a mortar; all mixed together, and divided for two drinks, to be given in a quart of warm Ale: at the same time give a small handful of Linseed upon every Feed of Corn and Mash you give, for three weeks together or longer. Repeat six of the above drinks, one every other day. This method seldom fails to cure a bad Cough or Phthific.

The TAR BALLS for Old COUGHS.

Take Flour of Brimstone, Album Græcum, Liquorice Powder, and Elecampane, of each four ounces, Balsam of Sulphur drawn with Oil of Turpentine three ounces, and Barbadoes Tar five ounces; made up into balls with the Mullen Powder, see page 33. Give a moderate sized ball every morning, fasting, before his exercise, for eight mornings together.

The GUM BALLS for Old COUGHS.

Take Gum Ammoniacum, Gum Galbanum, Assafoetida and Balsam of Sulphur drawn with Oil of Turpentine, of each two ounces, Cinnabar of Antimony six ounces, Venice Turpentine three ounces, Saffron half an ounce, Garlic four ounces, and Honey eight ounces: made up into a ball with Flour of Brimstone and Elecampane. Give a moderate sized ball every morning, fasting, for ten days together. Then omit giving the balls for ten or twelve days, then repeat the same again. The above methods properly observed will get clear of Old Coughs, but observe to bleed once a week; the first time you bleed take two quarts or better, and after, in small quantities not to exceed a quart at a time, except the blood appears to be bad, then you must take a greater quantity; so continue bleeding until you see the blood to be of a due consistence and clear from size.

Section,



Section, 11.



Of a RATTLING and Stoppage in the HEAD and a Running at the NOSE.

THE symptoms of the above disorder are, when a Horse is pressed or fatigued more than common, he will Rattle in the Head and Glands; and will run at the Nose, a slimy matter, which causes some people to think, and say, that such Horses are glandered; but I answer no, it is a superfluous phlegmatic humour that lodges upon the Glands of some gross purfive Horses: Therefore make use as follows. Observe in the above case to bleed often, that is, once a fortnight at least, so, continue bleeding until you find the blood to be of a due consistence: at the same time give the following ball.

A BALL for a RATTLING in the HEAD.

Take Matthew's Pill three or four drams, Elecampane one ounce and a half, and Bracken's Cordial Ball one ounce, see page 28, mix them together for one dose. Give one of these balls every morning fasting, for a fortnight together; and give moderate exercise during the whole time.

MATTHEW'S PILL.

Matthew's Pill is prepared as follows; take the Extract of Opium, Black Hellebore, Liquorice Powder, and Soap of Tartar, of each four ounces, and Saffron four drams, beat them all well together in a mortar, and mix them up into a ball with Balsam of Sulphur drawn with Oil of Turpentine: then for use.

The

*The TAR-WATER DRINK for a Rattling in the HEAD,
and a Running at the NOSE.*

Take common clean Tar two pounds, Spring Water three quarts, mix the whole together in a narrow throated jug with a flick for use. Give one quart of the above Water when clear, for one drink, in a morning fasting; and repeat the same every morning for a fortnight together: walk the Animal out for an hour after each drink; and as you take one quart out of the jug for use, put in one quart of fresh Water, stirring it well together; the Tar will serve for all the while.

For a WHEEZING in the STOMACH.


Take the Wine of Squills four ounces, Liquorice Stick in powder one ounce and a half, Anniseeds one ounce and a half bruised, mix the whole in one quart of Watergruel that has been well boiled and strained; give the above fasting, for one dose, and repeat the same twice a week, or as necessity urges. The repetition of the above will free the Stomach much. I have prepared the Wine of Squills as follows.

Take Sea Onions bruised eight ounces, and infuse them in two quarts of strong Stale Beer, which answers the same purpose as the above Wine of Squills.

The NOSE DRINK for the same.

Take White Wine Vinegar and White Wine of each half a pint, fine Tobacco, Roch Allum and Rosemary, of each one ounce, Saffron half an ounce all in fine powder, and Honey of Roses two ounces, all mixed, and simmered together over a slow fire: then strained, and bottled for use. Give of the above, a meat-spoonful down each Nostril, in a morning fasting, before his exercise.

Section,



Section, 12.

Of DRINKS to Promote PERSPIRATION.

TAKE Mithridate two ounces, and dissolve it in a quart of warm Ale; then add to it, one ounce and a half of Tincture of Saffron and Camphire, see the bottom of this page: mix all together, then add Common Treacle one pound, for one dose. If it should be thought necessary for a Horse to be continued in his Sweat; repeat the above drink according as symptoms may require the use of it, that is, every fourth day.

A DRINK to Promote SWEAT.

Take green Bark of small Twigs of Oak, a large handful, and boil it in two quarts of Ale until it is near half consumed; then strain it, then add Common Treacle one pound, and give it as a drink. This will cause a strong Sweat: keep warm with clothes and encourage the Sweat. Repeat it as you see occasion.

The former of the two last receipts is proper to be given in Malignant and Pestilent Fevers: and as I have not set down how to prepare the Tincture of Saffron and Camphire it is as follows.

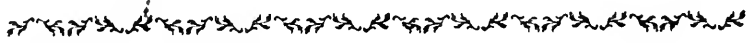
The Tincture of SAFFRON and CAMPHIRE.

Take the best rectified Spirits of Wine one pint, Saffron chopped small six drams, and Camphire two ounces; mix them all together for use, when used, the dose is three meat-spoonfuls, or five might be given in high violent fits of the

G

Staggers

Staggers or Fevers: in the first stage if very wild, add to the above Tincture, Mithridate two ounces and a half, and Tincture of Opium two drams; mix them together and let it be given in a quart of small Ale: and as I observed before in the Section, of the Staggers to take blood plentifully, that is, three or four quarts at one time.



Section 13.




Of DRINKS for SUDDEN ACCIDENTS,

THAT cause pain in the Bowels; from being overthrown in a wet ditch, or the like, or by the ill effect of a bad damp stable, or the ill-treatment of a groom or such like man, that has given cold Water, when the body was hot and empty: also from a house-servant that rides a Horse to a public-house door, then turns the poor creature into the yard, with a stroke from his whip; then it is a good ten to one, but the Horse goes to the cistern of Water, and drinks to such a degree that he is liable to catch his death or the like malady. In such cases make use, as follows. Take Matthew's Pill four drams, see page 35, Mithridate two ounces, Saffron one dram, Camphire two drams and a half: mix them all together, and dissolve them in a quart of strong Beer; then add Common Treacle half a pound, for one dose. This will sweat him much; keep him warm and encourage the sweat. The above to be repeated as occasion may require the use of it.

A DRINK for SUDDEN ACCIDENTS.

Take Bracken's Cordial Ball two ounces, see page 28, Mithridate one ounce, Saffron one dram, Camphire three drams,
the

the Powers of Amber a meat-spoonful, and Common Treacle half a pound: dissolve the whole in a quart of strong Beer for one dose. If the pain in the bowels should continue, and the sweating abate, after the effect of the above drink; you must then repeat the drink and encourage the sweat until such time the pain abates. Should an inflammation in the bowels arise from the above complaint, it will be proper to bleed, and give the Clyster for an Inflammation in the Bowels, see page 14. The Clyster is to be repeated three times a-day; then give the Quick Purge for an Inflamed Bowel, see page 19, as they are recommended there in all respects.



Section, 14.



Of BODY STRAINS.

THE symptoms of a Body Strain are as follow; a Horse will be stiff in his Body, and fore in all his whole frame, and will set his back up, perching with his four feet and legs, tucked up all together, when he stands; and will be stiff and painful, and rather drag his hind toes, and his belly tucked up to his back, with a staring coat, with a loss of appetite; and will appear very unfit for any kind of business whatever. First bleed, then make use of the following drink.


For a BODY STRAIN.

Take Mithridate two ounces, Matthew's Pill four drams, see page 35, Camphire two drams, Saffron one dram, Bracken's Cordial Ball two ounces, see page 28, Tincture of Cantharides
one

one tea-spoonful, dissolve the whole in a quart of warm Ale for one dose. Give one of the above drinks, every other day, or as occasion may require the use thereof.

A DRINK for a BODY STRAIN.

Take Ifinglafs two ounces chopped small, then boiled in two quarts of Ale until its consumed to a quart; then add Venice Turpentine two ounces, Balsam of Sulphur drawn with Oil of Turpentine one ounce, Mithridate two ounces, Juniper Berries two ounces, and Carraway Seeds one ounce, mixed all together and divided for two doses: give one of these drinks every other day. After the repetition of either of the above drinks, it would be proper to add a gentle alterative purge or two, in the recovery of the above disorder; I will recommend the Hiera Picra Spices, see page 18, and to make use of them as they are recommended there in all respects.



Section, 15.

Of a LAX or SCOURING.

IN a Lax, never stop it in its first stage but rather encourage it, as it may proceed from a cold, or from some unwholesome food, or the like; or may come on from some ill sharp juices in the stomach; therefore never stop a Lax at the first; then make use of the following Purge.

A QUICK PURGE for a LAX.

Take Lenitive Electuary, and Cream of Tartar, of each two ounces, Yellow Rosin one ounce, the Powers of Amber a
meat-spoonful,

meat-spoonful, Sweet Oil two ounces, and Common Treacle half a pound, all dissolved together in a quart of Ale; do not put the Rosin in until the above are all dissolved together, and flood until cold; then put the Rosin in, and stir them all together for one dose. Repeat the above as occasion may require the use thereof.

A PURGE for a LAX.

Take Barbadoes Aloes six drams, Spermaceti one dram, Rhubarb four drams, Myrrh one dram, Saffron one dram, and Oil of Anniseeds forty drops; made up into a ball with Sirup of Buckthorn, for one dose. This may be repeated once a week, or as symptoms may require the use of it; then after it make use of the following Astringent Drink.

An ASTRINGENT DRINK for a LAX.

Take a handful of Oak Bark, Tormentil-root one ounce, Roch Allum six drams, boil them in two quarts of Forge Water until it is consumed to a quart; then add Diascordium one ounce and a half, Starch two ounces, Tincture of Opium two drams and mix them all together for one dose: to be repeated as occasion may require the use of it; or you may make use of the following Clyster or Drink.

An ASTRINGENT CLYSTER or DRINK.

Take Oak Bark four ounces, Tormentil-root two ounces, Pomegranate Bark and Red Roses dried, of each a small handful; boil the above in four quarts of Forge Water until it is consumed to two quarts; then add Diascordium two ounces, Mithridate one ounce and a half, and Tincture of Opium two drams, give the above as a Clyster. This will stop the Bloody

H

Flux

Flux if given as a drink, especially if it is divided for three drinks, and repeated once a-day for three or four days: at the same time make use of the above Clyster if occasion may require the use of it.

A Mellow Softening DRINK in a LAX.

Take Ifinglafs two ounces, chopped small, and boiled in three pints of Sweet Milk, over a slow Fire until thoroughly mixed; give the whole as a drink in a morning fasting.—Repeat the above drink for four or five mornings together. The above is valuable when the Stomach and Bowels are galled; and also, is of great use in the shedding of Nature.

For a LOOSENESS on a FOAL that follows the DAM.

Take a double handful of Gorse Blossoms, and boil them in two quarts of Sweet Milk: give three small hornfuls of the above three or four times a-day, until braced, or as long as occasion may require the use of it.

To Stop a LAX or SCOURING.

Take a Sheet of coarse Brown Paper and pound it in a mortar, with as much Water as will somewhat wet it; pound it all to a chyle, then add one quart of Ale to the above; then mix it all together: make it warm, and give it for one drink; and repeat it as occasion may require the use of it.

*To Stop OVER-PURGING to Excess in the Time of
PHYSIC.*

Take Red Port Wine one quart, Soft Water one quart, Loaf Sugar four ounces, Cinnamon Bark, Cloves, Mace, and Nutmeg, of each two drams, in powder: boil the above over a slow fire; then add as much old White Bread as will thicken the

the whole for use. Give two or three hornfuls of this cordial, three or four times a-day. To be repeated as occasion may require the use of it.

To Stop OVER-PURGING in the Time of PHYSIC.

Take Diapente one ounce, Myrrh two drams, Saffron one dram, and Tincture of Opium two drams; put the above in a pint of Red Port Wine, and warm the whole together for one dose: to be repeated once a-day if occasion may require the use of it.

When a LAX or SCOURING has continued a long Time, and has Galled and Fretted the Membrane of the GUT, I would advise to make use, as follows.

Take Gum Arabic two ounces, Isinglass two ounces shred and chopped small, and Starch half a pound, boil them together in five quarts of Water, until they are dissolved: then let the Horse have a quart of the above Water, mixed with his common Water, three times a-day, for nine days or a fortnight together at least.



Section, 16.



Of the COLIC or GRIPES.

THE first symptoms of the Colic are these; a Horse will hang down his head in the manger and look dull soon after, will heave and pant at the flank much, and seem to be in a cold sweat: then will become very restless and turn his head to his side; and will lie down and tumble over and over; and

and will lie on his back by choice, and will not rest in any other posture whatever: his ears will be in a cold sweat during the time the pain continues.

In the first symptoms of the Colic, give as follows, then I say, first bleed and take near three quarts; catch one quart of the Blood, and immediately add to the Blood, one single handful of Common Salt, and stir it well together, and give it as a drink. The above seldom fails, but if it fails, then give either of the four following Receipts.

For the COLIC or GRIPES, of the dry Kind.

Take the Powers of Amber two drams, Venice Turpentine and Juniper Berries of each one ounce, Salt of Prunella half an ounce, Spermaceti two drams, Oil of Juniper one dram, Salt of Tartar two drams, make the whole into a ball with Sirup of Marsh Mallows for one dose. If the above doth not succeed in two hours, repeat the same again; dissolve the above ball in a pint of warm Ale. First bleed and rake him, and empty the great gut; then immediately give the Colic Clyster, see page 13.

For the DRY GRIPES.

Take Juniper Berries two ounces, Anniseeds one ounce, Grains of Paradise two drams, make all the above in fine Powder, Salt of Tartar three drams, Hollands Gin half a pint, Sweet Oil four ounces. Give the whole in a pint of warm Ale for one dose.

For the DRY GRIPES.

Take Tincture of Opium and Oil of Juniper of each half an ounce, Salt of Tartar three drams, Friar's Balsam one ounce, Grains of Paradise two drams, in fine Powder, Sweet Oil four ounces,

ounces; then dissolve the same in a pint of warm Ale, for one dose; then rake him, and immediately give the Colic Clyster, see page 13. The above to be repeated in two hours time, if occasion may require the use of it.

For the DRY GRIPES.

First bleed and rake him, and empty the great Gut. Then take Spring Water one pint, Common Salt two full single handfuls, and Soft Soap three ounces; let the whole simmer over a slow fire for half an hour; then add Sweet Oil six ounces, then for use. Give the above for one drink, and immediately after, give the Colic Clyster, see page 13, this seldom or ever fails a cure if given as above directed. In a violent severe Colic, I add to the above Colic drink, Tincture of Opium half an ounce.

A new Method for the GRIPES.

First bleed, then take a quart of Spring Water that has been strongly smoked with Tobacco Smoke, and give it as a drink; this will cause a strong sweat, clothe warm. The above Water is prepared in the following manner. Take a quart of Spring Water and put it into a large quart bottle; then fill a pipe full of Tobacco and fire it, then put the shank of the pipe into the bottom of the bottle, then put another pipe's shank into the bottle, but not so deep as to reach the Water by three inches; then let the neck of the bottle be close luted up with Dough or Clay, and then smoke away. The smoke will draw through the Water. The said bottle of Water should have five or six pipes full of Tobacco smoked through it, before it is fit for use. It would be proper to have two or three bottles of this Water prepared ready, and corked up close for use.

For the WET GRIPES with a PURGING.

Take Diapente one ounce, Diafcardium one ounce, Myrrh two drams, Camphire two drams, and the Powers of Amber one meat-spoonful; made up into an Electuary with Sirup of Marsh Mallows; dissolve the whole in a quart of warm Ale for one dose. To be repeated as occasion may require the use of it.

For a SCOURING in a Lingering GRIPE.

Take Sena half an ounce, and boil it in a quart of Water for half an hour; then strain it off and add Salt of Tartar half an ounce, Lenitive Electuary two ounces, Glauber's Salts two ounces, and Sweet Oil four ounces. Give the above for one dose; to be repeated every fourth day, or according as occasion may require the use of it.

For a Lingering GRIPE, with a Stiffness in the BODY.

Take Mithridate two ounces, Matthew's Pill three drams, see page 35, Camphire two drams dissolved in a little Spirits of Wine, Saffron chopped small one dram, and Bracken's Cordial Ball two ounces, see page 28. Dissolve the above in a quart of warm Ale for one dose. Give the above drink every other day, or as occasion may require the use of it.


For a Lingering GRIPE, that is attended with a LAX.

Take Rhubarb one ounce, Salt of Tartar three drams, Race Ginger in Powder two drams, Bracken's Cordial Ball two ounces, see page 28, Mithridate one ounce, Tincture of Opium three drams. Dissolve the above in a quart of warm Ale for one dose. This to be repeated every fourth day or as occasion may require the use of it.

If

If the GRIPES should Continue

A long time, and the Excrement or Stools seem to look of a black colour, and sink much, and are oft repeated in small quantities; it seems then to be dangerous, and a great appearance of a mortification coming on. In the above case I would advise to make use of all the Cooling Clysters, see page 14, and throw them up often, that is twice or thrice a day; likewise, to make use of the Cooling Quick Purge, see page 19. And at the same time to boil with all the Water he has, a double handful of Marsh Mallows and Parsley, to which add one ounce of Gum Arabic dissolved in a pint of hot Water, and mixed with all his common Water; that is one ounce a-day mixed with the Decoction of Mallows and Parsley, which is for his common drinking.



Section, 17.

Of the PLEURISY and INFLAMMATION of the LUNGS.

IN this disorder a Horse shews great uneasiness; he often strives to lay down, but starts up again immediately, then will turn his head to his side. The above symptoms has caused several men to mistake the Pleurisy, and think it to be the Gripes. In a Gripe a Horse lays down, and rolls and tumbles himself over and over, and afterwards lays on his back by his own choice; but in a Pleurisy there are no such symptoms; for a Horse in a Pleurisy has his ears and feet always hot, and his mouth dry, and seems much in a Fever, and generally has
a short

a short Cough. In the first place bleed, and immediately put in two or three Rowels, then give him soft Emollient Clysters; repeat the bleeding, and the Clysters if needful. Then give as follow.

An ELECTUARY for the PLEURISY.

Take Spermaceti, Nitre Salt, and Comfrey-root, of each one ounce, Oil of Anniseeds, half an ounce, made up into an Electuary with Sirup of Marsh Mallows for one dose. Give one dose of the above every day, or according as symptoms may require the use of them. Dissolve the above in a quart of Watergruel.

A DECOCTION for the PLEURISY.

Take Marsh Mallows, Common Mallows and Comfrey-root or Herb, of each a large handful, Fenugreek bruised one pound, and Linseed one pound, boil the above in a small boiler full of Water, and let the Horse have this sort of Water for his common drinking, during his whole illness.

A DRINK for the PLEURISY.

Take Colts-foot and Ground-ivy, of each a large handful, Garlic and Horse-radish, of each two ounces, and Saffron two drams: boil the whole in four quarts of Water; then add cold-drawn Linseed Oil half a pint, and Common Treacle one pound; all simmered together over a slow fire, for use, then give of the above one quart once a-day or as symptoms may require the use of it.

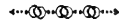
The Bathing SPIRIT in the PLEURISY.

Take Spirits of Sal Ammoniac, and Oil of Camomile of each the same quantity, mixed together for use, rub and bathe the
 ribs

ribs and chest with the above once a-day, and continue rubbing until the pain abates. Then make use of the following cooling purge, if there be occasion for it. Take Lenitive Electuary three ounces, Glauber's Salts three ounces, Cream of Tartar two ounces, Common Treacle one pint, and Sweet Oil half a pint, for one dose, given in a pint of warm Ale. The above to be repeated in four days time, if necessity should require the use of it.



Section 18.



Of HURTS in the KIDNEYS, and GRAVEL in the Parts thereof.

THE symptoms of a Hurt and Gravel in the Kidneys, and Bladder, are a weakness in the back and loins, and in pain when he pisses; and when he doth piss, it is muddy and thick with streaks of blood, and sometimes all blood, with a loss of appetite and a staring coat, with his belly tucked up to his back, and seems as if he was wrenched in the loins. If the above complaint seems dangerous, and there is an appearance of an inflammation: then bleed often in small quantities, and repeat Emollient Clysters; and observe to give the Malloes and Parsley Water for his common drinking during all his illness. Also make use of the following balls.

For GRAVEL in the KIDNEYS.

Take Bracken's Cordial Ball two pounds, see page 28, Balsam of Sulphur drawn with Oil of Turpentine three ounces,
K
Barbadoes

Barbadoes Tar two ounces, Venice Turpentine two ounces, Nitre Salts three ounces, Spermaceti two ounces, Castile Soap two ounces, Honey four ounces, and Garlic three ounces; Tincture of Cantharides one ounce, made up into a ball with Juniper Berries in powder, for use. Give of the above, a moderate sized ball every other day; give more or less, according as they operate, and observe in the above case, to give the following decoction for his common drinking during all his illnesses: that is, boil Marsh Mallows, and Parsley-roots or Herbs in all his Water, that he has for his common drinking, during the whole time of his complaint.

A Valuable CLEANSER of the KIDNEYS.

Take Tincture of Cantharides one tea-spoonful, Camphire one dram, dissolved in a little Spirits of Wine, Nitre Salts and Castile Soap, of each one ounce, and Honey one ounce, made up into a ball with Diapente for one dose: to be given every fourth day, or according as they operate, repeat of the above balls, three or four doses.

A Stimulating Poultice for an ULCER in the KIDNEYS.

Take Oil of Turpentine and Spirits of Wine, of each two ounces, Garlic, Horfe-radish, and Mustard-seed of each one ounce, Camphire one ounce, and Soft Soap four ounces, make a Poultice thereof cold, all together: then spread it moderate thick upon the loin part, and cover it up with a blanket.—The above may be repeated every other day, or as symptoms may require the use of it.

To Stop BLOOD from an ULCER in the KIDNEYS.

Take Bole Armoniac two ounces, Japan Earth one ounce, and Sweet Milk two quarts, mixed and made warm together
and

and given as a drink for one dose. The above to be repeated every day for ten days together.

To Stop BLOOD from an ULCER in the KIDNEYS.

Take Bole Armoniac one ounce, Japan Earth one ounce, Roch Allum two drams, and Elixir of Vitriol one dram, made up into a ball with Sirup of Marsh Mallows for one dose. Give one of the above balls every morning for eight mornings together. Give all the above medicines for an Ulcer in the Kidneys, according as they operate; observe that all the medicines for an Ulcer in the Kidneys go off sharp by urine: then strictly observing to give every dose time to operate, before another is repeated.



Section, 19.

Of a DIABETES or Overflowing of the URINE, commonly called the JAW-PISS.

THE symptoms of the above disorder are, a Horse will piss often, and much at a time, in so much, that the stable will be overflowed in a morning; he will shrink in his flesh, and his eyes shrunk in his head, and have a staring coat, and crave much for Water; in the first place, let all the Water he has for his common drinking, be well boiled, with a sufficient quantity of Bean Flour, during the whole time of his illness.

For a DIABETES.

Take four or six unslacked Lime Stones; put them into a stable pail; then fill the pail up with Water, and stir it about
with


with a flick, next morning when the Water is clear; let the Horfe have two quarts of the above Water mixed with his common Water, three times a-day; and to be repeated as fymptoms may require the ufe of it.

A BALL for a DIABETES.

Take Sirup of Marsh Mallows one ounce, Lucatellus Balfam one ounce, Spermaceti half an ounce, Diafcordium half an ounce, Bole Armoniac one ounce, made up into two balls with Diapente for one dofe: if the above cafe fhould prove obftinate, the above balls are to be continued once a-day for eight or ten days together, or as fymptoms may require the ufe of them.

A DRINK for a DIABETES.

Take Ifinglafs one ounce and a half chopped fmall, Gum Arabic one ounce bruifed, then boil the above in two quarts of Sweet Milk until the whole are diffolved together; give the above for one dofe. The above to be repeated once a-day for fix days together; and at the fame time give moderate exercife all the time in the above diforder, if poffible he can bear exercife, for gentle walking exercife will forward the cure much.



Section, 20.



Of the STRANGLES and DISTEMPER.

ALL young Horfes and Colts are fubject to the Strangles: the fymptoms of this diforder are at the firft ftage, a Colt will feem to be dull and heavy in his eyes, with a ftaring coat, and will fingle by himfelf to fome remote part of the pature, alone,

alone, and will not follow his companions; and soon will appear to swell about his jaws and glands; and at some other times will break out in blotches all over as a rash, the same appearance all Horses have, that are seized with the Distemper that has raged so long among Horses in this kingdom. The above Distemper first appeared in this kingdom, to the best of my memory, in the year one thousand seven hundred and fifty, or fifty-one at furthest, and still continues among Horses to this present time: this Distemper in general contracts the muscles and deprives them of true actions. Both of the above disorders are to be treated much alike, and not to tamper with neither much in the medicine way. In the first stage of either of the above disorders, immediately bleed plentifully; but particularly observing not to bleed when the disorder is thoroughly grafted in the blood, for if they are bled in the height of the disorder it is certain death. Then observe to give moist food, such as scalded Bran and Oats, or boiled Barley or the like, but if costive which generally is the case, give scalded Rye instead of Oats with the Bran, and observe to supply them with Watergruel as often as you can: then observe the following directions.

An OINTMENT for the STRANGLES.

Take two large double handfuls of the Flowers of Foxglove bruised in a mortar, then add Hogs-lard six pounds, and boil them all together: let the Ointment stew over a slow fire for one hour; then strain it off for use. Rub the swellings or tumors with the above Ointment once a-day; it will mollify the tumor or abscess and bring it to a head: then when quite ripe, cut the abscess open, and heal them with the digestive Green Ointment for wounds in general, see page 81. But if

L

the

the above case should prove an inward fore throat, and not the least appearance of an abscess or swelling to form matter outwardly, make use as follows. Take of the above Ointment three ounces, Spirits of Wine and Camphire one ounce, and Spirits of Hartshorn four drams, mixed together cold, rub the valve and glands well with the above and keep the part warm with a cap-hood, and stuff the hood full in the inside with hot horse-muck, out of a horse-mixen, once a-day.

A WASH to Destroy FUNGOUS or PROUD FLESH in the above Wound if occasion be.

Take one quart of strong Lime Water, dissolve therein three drams of Sublimate Mercury, and keep it in a bottle for use: wash the wound with the above Fungous Water before every dressing with the digestive Green Ointment; and if the kernels or tumors underneath the jaws and glands still continue hard and gummy, make use of the Mercurial Quicksilver Ointment, see page 68, and rub it well in: repeat the same for a fortnight once every day, and it will waste the gummy parts fine. But if the fever keeps high, and there is a danger of suffocating from the inflammation; then you must make use of some soft Emollient Poultice, such as follows.

A Valuable POULTICE for the STRANGLES.

Take a large double handful of Wool, draw and open it well with your hands, then form it as a Wad; then put it into a frying-pan; add as much Hogs-lard as will make it mellow, then make the above hot together and apply it all round the Glands, and set on a Cap-hood over all, to keep it warm to the part. Repeat the above once a-day, until you see the tumor or abscess come to a head, then cut it open; then heal
and

and cleanse the wound with the digestive Green Ointment, see page 81, then it would be proper to give the Alterative Powders, in all the Masses you give in the Strangles and the Distemper; a meat-spoonful to be given once or twice a-day; the Alterative Powders are to be prepared as follows.


The ALTERATIVE POWDERS.

Take Liver of Antimony one pound and a half in very fine powder, Flour of Brimstone half a pound, Nitre Salts half a pound, mixed all together, then put the whole into a bladder for use. But if the fever should run high and contract the muscles and render them short of action, give as follows.

Take Diapente one ounce, Cream of Tartar half an ounce, Flour of Brimstone one ounce, Nitre Salts one ounce, Liver of Antimony in very fine powder two ounces, Camphire two drams dissolved in a little Spirits of Wine, then mixed all together in a mortar and given for one dose in a quart of Watergruel; repeat the above for three or four mornings together, if occasion may require the use of it, and at the same time if costive, give soft Emollient Clysters, then if the running at the nose should continue longer than common, make use as follows.

Take Rue a full handful, Guaiacum-wood two ounces, and Rusty Steel two pounds, all boiled together in four quarts of Forge Water until it consumes to two quarts; give one quart of the above Water, to which add Diapente two ounces for one dose. Repeat this drink for ten mornings together, at the same time if occasion be, give the nose drink, a meat-spoonful down each nostril every morning fasting, for ten mornings together before his exercise, see Nose Drink, page 36, when the
Horse

Horfe or Colt has recovered his strength and diforder, then it will be proper to give him gentle mild phyfic, as it will caufe a Colt to thrive well after it. I recommend the Hiera Picra Spices, fee page 18.



Section, 21.



Of BOTS and WORMS.

I Shall not pother the reader with this, that, and the other fort of Worms. So far as this, I have feen three different forts of Worms in the ftomach and bowels of a Horfe when dead. The Bots are a fhort thick trunch, much like unto a large Maggot full of weapons, and appear in the fpring and fummer time of the year to flick to the outside of the fundament, and feveral of them come off that way; and there are other forts of Worms which are called the red fmall Needle Worms, and the great long Stomach Worms. I have feen a Horfe convulſed from the effect of Worms, to fuch a degree, that the poor creature foon ended in death, and when dead, the Bots were found to have eaten the ftomach quite through in feveral places into holes; at the fame time had galled the infide of the ftomach quite raw. And what is proper to deftroy the one, will deftroy all the other forts of Worms.

When a Horfe has Worms, they will flick to the outside of the fundament, and there will appear a white matter or a milky-like dry fubftance on the outside of the fundament.—When a Horfe has a fit from the effect of Worms, he will
 ftamp

stamp his feet to his belly, and lie down and soon start up again, and will not roll on his back like a Horfe in a fit of the Gripes: and at some other times he will tuck himself up all of a ruck, much like unto a cowed fighting-cock. Also, will appear at some other times different symptoms; that is, he will instantly be pierced in the stomach, as if he was suddenly seized with a violent cramp in the stomach and so-forth.

For BOTS or WORMS.

At first when you see a Horfe have a fit from the effect of Worms, take a quart of blood from him; catch the blood, and add a full handful of Common Salt to the blood and give it as a drink: the above will ease him for that present time, then give as follows.

To Destroy WORMS in the following easy Method.

Take new Milk one quart, Honey half a pound; dissolve the above together. Give the above in a morning fasting, and let him fast two hours after the above drink; then give him a quart of strong Beef-brine made warm; and let him fast two hours after the Brine. Repeat the above method four mornings together. The repetition of the above will kill Worms of all kinds; then in two days after the above drinks, give Liver of Antimony in fine powder on all his Mashes, for some time together, one meat-spoonful in the course of a-day.

A PURGE to Destroy WORMS.

Take Barbadoes Aloes one ounce, Cream of Tartar half an ounce, Diapente one ounce, Salt of Tartar one dram, Calomel that has been well prepared one dram, Race Ginger one dram in powder, and Oil of Anniseeds forty drops, made up into a ball, with Sirup of Buckthorn for one dose. The above to

be repeated once a week, or as symptoms may require the use of it. Do not stir the Horse out during the time this physic is operating, but indulge him with gentle exercise between his Purges: observe to give a Horse time to brace and become quite lively before physic of the above kind is repeated.

A PURGE to Destroy WORMS.

Take Barbadoes Aloes six drams, Spermaceti one dram, Scammony two drams, Æthiops Mineral four drams, Diapente one ounce, Race Ginger powdered one dram, Salt of Tartar two drams, and Oil of Savin one dram, made up into a ball with Sirup of Buckthorn for one dose. The above to be repeated as symptoms may require the use of it, that is, once a week.

A Safe PURGE to Destroy WORMS.

Take Barbadoes Aloes one ounce, Spermaceti one dram, Jalap two drams, Diapente one ounce, Myrrh two drams, Salt of Tartar one dram, Oil of Savin one dram, made up into a ball with Sirup of Buckthorn for one dose. The above to be repeated once a week, or according as symptoms may require the use of it.

A Strong PURGE to Destroy WORMS.

Take Quicksilver, and Venice Turpentine of each half an ounce, mixed and killed together, until the Mercury disappears to the eye, then add Barbadoes Aloes one ounce, Spermaceti one dram, Race Ginger powdered one dram, Diapente one ounce, Salt of Tartar one dram, and Oil of Savin three drams, made up into a ball with Sirup of Buckthorn for one dose: keep the Horse warm and do not stir him out during this physic. The above may be repeated once a-week, or as symptoms

symptoms may require the use of it: or you may make use of the following safe Purge.

Take the Hiera Picra Spices, see page 18, and make use of them as they are there recommended in all respects. Before you give any of the above Purges, give for two or three mornings together, the Sweet Ale Wort and Brown Sugar.

To Destroy WORMS a Safer Way.

Take Bracken's Cordial Ball one pound, see page 28,—Æthiops Mineral four ounces, Coroline or Sea-moss two ounces, made up into a ball with Honey. Give a small ball every morning fasting, before his exercise. Repeat the above for nine mornings together.

For BOTS or WORMS.

Take Black Soap one ounce and a half, Flour of Brimstone one ounce, and one large Head of Garlic picked clean and bruised in a mortar; mix the above together; then dissolve the whole in a pint of warm Ale, then add Common Linseed Oil one pint; give the above for one dose. Give the Sweet Ale Wort and Brown Sugar before you give the above dose. The above to be repeated every fourth day: give three of the above doses.


To Destroy WORMS the following Simple Way.

Take Rue, Savin, and Bearsfoot, of each a double handful, chopped small, then for use; give a meat-spoonful of the above on every feed of Corn he has for ten or twelve days together.

Or this for the SAME.

Take the best Small-cut Tobacco, and give one ounce a-day, divide some upon one feed of Corn, and some upon another,
fo

fo that he has one ounce a-day given him. The above to be repeated for a fortnight together.



Section, 22.



Of BROKEN-WINDED HORSES.

I Will not fet down the particular fymptoms of this incurable diforder, as it is fo well known to all men that have had the leaft of practice among Horfes; neither fhall I boaft or pretend to cure the above; however, Horfes feldom become Broken-winded until they are full aged, that is, fix or feven years old: I cannot give any reafon why a Horfe fhould fail at that age. But this, I know, that when a Horfe comes to his full age, he is furnished in all his make, and becomes full in his mufcles, and full grown in all his whole frame, both within and without, and for this reafon the lungs have not the ufual liberty to move and act, as they had when the Horfe was young, and thriving, and if a purfive Horfe takes the leaft of cold, his lungs will fwell, as if his cheft would not contain them, alfo, has great difficulty in breathing and fo-forth. But however I will lay down fome ufeful methods for to keep a Broken-winded Horfe eafy, and to do a deal of work with pleafure; which are as follow.

Horfes that are Thick-winded ought to be bled once a fortnight or three weeks at furtheft: obferve at the fame time to fprinkle all his Hay with Spring Water, and to wet all his Corn with old Lant; alfo, repeated Rowels are of great fervice to

to assist and relieve Thick-winded Horses, that is, to keep one constantly in, it matters not where; and by these means you may keep a purgative Horse easy; but if the complaint should become more troublesome, make use as follows.

To prevent a HORSE being BROKEN-WINDED, if given in Time.

Take two moderate sized Heads of Garlic picked clean, bruise them in a mortar, and boil them in a quart of Sweet Skim Milk, with four ounces of Honey, then add Anniseeds in powder two ounces, then give the whole as a drink. Give the above every morning for a fortnight together; walk him out after each dose for an hour, keep warm and give warm Water and Mashs during the time you give the drinks.

The MERCURIAL PURGE for a BROKEN-WINDED HORSE.

Take Calomel that has been well prepared from one dram to two, Bracken's Cordial Ball one ounce, see page 28, and Diapente one ounce, mixed together and made up into a ball with Honey. Let this ball be given in a morning, and let the Horse fast three hours before the ball, and three hours after it. Keep him warm and do not stir him out during this method, and give warm Water, and scalded or dry Bran, and Sweet Hay, and no Corn. The next morning give the following Purge.

Take the best Barbadoes Aloes one ounce, Jalap one dram, Spermaceti one dram, Salt of Tartar one dram, Race Ginger powdered one dram, Oil of Anniseeds thirty drops, and Diapente one ounce, made up into a ball with Sirup of Buckthorn

N

for

for one dose, let the above method be repeated three times ; but be sure you give the Horse time to recover between each dose, before the above is repeated. Then repeat the Mercurial Ball and the Purge as above directed in all respects; and give the Gum Arabic Water between his doses, mixed with all his common Water, that is, one ounce a-day dissolved in a pint of hot Water and mixed with his common Water.

A MOLLIFYING DRINK.

To be given between the above Purges for four mornings together if occasion requires the use of it.

Take Hyffop, Horehound and Coltsfoot, of each a single handful, and Linfeed half a pint, boil the whole in a quart of Water; then cover it up for all night. In the morning add to the above, Anniseeds and Liquorice powder of each one ounce and Saffron one dram, then sweeten the above with Treacle for one dose. The above is very healing and comfortable.

After you have made use of the above method, and the Mercurial Purges are operated, give the following ball every morning.

Take Gum Ammoniacum, Gum Galbanum and Affaœtida, of each two ounces, Garlic four ounces, Cinnabar of Antimony six ounces, Saffron half an ounce, Oxy mel of Squills three ounces, and Elecampane one pound, made up into a ball with Honey. Give of the above a small ball for one dose, every morning for a fortnight together.

A PURGE for THICK-WINDED HORSES.

Take of the best Barbadoes Aloes one ounce, Gum Myrrh, Gum Galbanum and Gum Ammoniacum, of each two drams,
Saffron

Saffron one dram, Salt of Tartar one dram, Diapente one ounce, Oil of Anniseeds thirty drops, the Powers of Amber a tea-spoonful, made up into a ball with Sirup of Buckthorn for one dose. They that do not venture to give the Mercurial Phycic, may depend that this is a safe Purge for the purpose. The above to be repeated once a week, or as the Horse requires the use of it.

To Cleanse and Clear a Foul Purfive STOMACH.

The following is proper to be given after a Horse is taken up from Grafs.

Take the Roots of Polypody of the Oak, a small handful; cleanse them, and bruise them in a mortar; then add to the Roots, half an ounce of Oil of Spikenard, mix them together in a mortar; then wrap the Roots and Oil up in a linen cloth, and tie them to the middle part of a snaffle-bit; then in the morning fasting, put the same bridle-bit in the Horse's mouth and ride him gently for an hour; then bring him in and give him two hornfuls of White Wine and Honey made hot together; then let him fast for an hour; then give him a warm Mash: then his Hay. Observe to give in the above case warm Water during the whole time. The next morning repeat the same, as above directed, and so continue for twelve mornings together, the same Roots and Oil will serve for the whole time. The above method will cause the Horse to flime and flaver much: the above will cleanse a foul purfive Stomach, or an old cough; especially if the following method is made use of after.

Take Liver of Antimony two pounds in very gross lumps, or powder; put the whole into a two-gallon earthen bottle; then

then fill the bottle up with Old Lant, and let it stand for a week, but observe to shake the bottle every day; then clear off a quart bottleful for use, and wet all his Corn with the above Lant, and as you take one quart out of the earthen bottle, put one quart of fresh Lant into the same bottle again. The Antimony will serve you for ever, and will answer the same purpose. Or you may instead of the above Antimony and Lant Decoction, make use of the Squills Drink for a Wheezing in the Stomach, see page 36, and observe the directions there given in all respects.

For a BROKEN-WINDED HORSE.

First bleed, then give two ounces of Quicksilver; one ounce to be given down each nostril in a morning fasting, and let him fast four hours after each dose. The above to be repeated for eight mornings together.

Continue bleeding every week; at the same time indulge him with Mash and warm Water, and let him be in a loose warm Stable during the whole time.

The above was communicated to me by a worthy Gentleman, a friend of mine, who says it never failed a cure; and since then I have found it to answer well.

As the following ADVERTISEMENT,

In the public paper, was communicated to the public in general, and I having the opportunity to see it, I then thought it a pack of stuff; but since then, I was informed by a worthy Gentleman, a friend of mine, who had made a trial of the Receipt, and found it to answer a cure on two of his own Horses. I therefore thought it my duty to give it a place here.

The

The following is a true copy of the original Advertifement. A cheap and eafy cure for a Broken-winded Horfe.—A Broken-winded Horfe had been kept in a field where there was no Water, except in the bottom of an old lime kiln, and had recovered his wind, the owner of him ordered a ftale fhovelful of quick-lime to be renewed every five or fix days, and the Water to be poured off, and a bucketful of it to be given every day to a Broken-winded Coach-horfe, about eighteen years old, which had almoft a constant cough: the Horfe was watered with Water thus prepared for about five weeks, and kept in a ftale. He is now perfectly recovered in his wind, and free from a cough; by applying the above remedy.

To keep a BROKEN-WINDED HORSE eafy for one Day.

The night before and the morning you mean to ufe him, give him the following drink.

Take a fheet of the beft Writing Paper, and a quart of Sweet Milk, and pound them together in a mortar to a pulp or chyle, then for ufe. Give a quart of the above the night before, and the fame in the morning you mean to ufe him; keep him empty from Water. The above will keep him eafy and free for that Day's work.

Obferve to bleed plentifully a week before the time you mean to give him the above. But if any Horfe fhould be completely Broken-winded, the only method to give him eafe will be to employ a man of practice, to make him an artificial or falfe fundament, and by the ufe of that will eafe him much and enable him to do bufinefs with eafe and pleasure.



Section, 23.

*Of SURFEITS in General.*

THE symptoms of a Surfeit are, a Horfe will have a foul flaring coat, and seem to be open, and full of scales and scurf, and some times with small lumps and blotches all over his body, and itches much with a wet humor attending the parts; at some other times will fly to the Withers, and the violent itching and heat, will cause the Horfe to rub, and scrub so much as to bring on a great inflammation, and will cause the part to be ulcerated, and will become dangerous, and some times will fall down into his limbs, and if not care taken, will soon become a Farcy, or a moving Lameness, first in one part and then in another.

The cause of this disorder at first, is generally, when a Horfe has been hot and sweated much, and cooled too sudden, by some unthinking rider that has tied a Horfe to a hedge when hot, and by so doing has stagnated the Pores of the Skin. At other times by the ill effect of mouldy-flooded Hay, or bad stinking Corn, or by the ill effect of a damp stable, especially when a Horfe has been well used with care at his own stable at home.

For a SURFEIT.

In the first place bleed often in small quantities, then give the following Purge.

Take

Take Barbadoes Aloes one ounce, Diapente half an ounce, Cream of Tartar half an ounce, Jalap one dram, Liver of Antimony one ounce in fine powder, Salt of Prunella half an ounce, Gum Myrrh one dram, made up into a ball with Sirup of Buckthorn for one dose. The above to be repeated once a week; give three of the above Purges.

A DRINK to be given after the above Purges has operated, that is, in three Days after.

Take Oil of Anniseeds one ounce, Diapente, Turmeric, Liquorice Powder and Flour of Brimstone, of each one ounce, Liver of Antimony in very fine powder six ounces; all mixed together in a mortar, then divided for two drinks and given in a quart of warm Ale. The above to be repeated every other morning; give four of the above drinks. If a Surfeit should prove obstinate, give a course of the following balls.

Take Cinnabar of Antimony, Gum Guaiacum and Castile Soap, of each half a pound, Flour of Brimstone one pound, and Camphire one ounce and a half, made up into a ball with Honey, give a small ball of the above every morning fasting, for ten or twelve mornings together. If the above balls should work much by urine, then observe to give one every other morning, or according as they operate. This method properly observed will cure most Surfeits whatever.

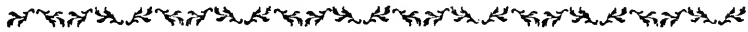
In some INVETERATE SURFEITS,

That have much breakings out, as dry or wet blotches all over the body and cause much itching; I would advise to dress the Horse all over with the slender Mercurial Ointment, then rub it on well in the sun or by a fire; keep the Horse warm after, for six or eight days, as this Ointment will be apt
to

to cause him to purge. As I have not mentioned how to make the Mercurial Ointment, its prepared as follows.

The MERCURIAL OINTMENT.

Take Oil of Turpentine and Venice Turpentine of each two ounces, Quicksilver four ounces; kill the above well together in a mortar until the Mercury disappears to the eye; then add two pounds of rendered Hogs-lard, mix them all together until cold; then for use. If I meant the above to be made weaker, I added more Hogs-lard to it. But in some sharp humors in the skin, similar to the above case, I recommend to make use of the Alterative Powders, see page 55, and to the same quantity there directed, add thereunto Æthiops Mineral four ounces, mix the whole well together. And observe the same directions as is there given in all respects. The above if repeated has a great share in checking most sharp humors, Especially if given after a hard day's work, on a good Mash of Bran and Oats.



Section, 24.

Of FARCIES in General.

THE Farcy is well known to all men that have had the least of practice among Horses, its one of the filthiest disorders that happens to a Horse: the symptoms are a rash humor that spreads all over the whole body, but at some other times it might fix in one leg, or about the neck and throat; then soon will become in hard lumps, and soon break out into holes and ulcers, and there will appear to run out of the

the ulcers a bad bloody matter, and will move from one part to another, and the wounds will appear much like unto a hen's fundament, when it opens and shuts with the discharge of excrement; and at other times will run all over the whole body with broad ulcers of the above kind; if so, it will be very catching to other Horfes and the like.

The Water Farcy is a swelling that settles all along the under part of the Belly, infomuch that it will appear to be four inches deep, much like unto a large cushion full of watery humor or Serum Water.

For the FARC Y.

At the first stage of this distemper bleed plentifully, then rub the part with the following mixture. Take Oil of Turpentine six ounces, and put it in a large quart bottle, then add Oil of Vitriol two ounces, drop the Oil of Vitriol into the Oil of Turpentine by a little at a time until the whole is mixed together; then for use. Rub the part well with the above mixture. This mixture with the help of a few drinks will cure any fresh Farcy whatever. Observe to rub the part with the above mixture twice only, that is once every other day and no more.

To Destroy the FARC Y BUDS that Spreads all over the whole Body.

Take Realgar and Sublimate of each one ounce, Yellow Arsenic and Euphorbium of each half an ounce; make all the above in fine powder, then add Oil of Bays with Quicksilver four ounces; then mix the whole cold together into an Ointment; then for use. When used cut the Buds across with a Lancet, then dip a small pledget of Tow with the above Oin-

ment and apply it into the Buds, and let it remain in.— The above application will core the Buds out, and will cause a cure without any other application whatever.

For a FARC Y that Flies all over the whole Body.

Take Spirits of Wine four ounces, Oil of Vitriol and Oil of Turpentine of each two ounces, and Old Strong Beer one pint, mixed all together for use: then rub the part well with the above mixture, and it will add much to the cure of the Farcy. Farcies of all kinds ought to be treated outwardly as well as inwardly. Or you may make use of the following, which is much stronger.

A Strong MIXTURE for the FARC Y.

Take Linseed Oil half a pint, Oil of Turpentine and Oil of Petre of each two ounces, Tincture of Euphorbium one ounce, Tincture of Hellebore two ounces, the Strong Mercurial Ointment three ounces, see page 68, Oil of Origanum and Double Aquafortis of each one ounce, and Barbadoes Tar three ounces, all mixed together for use. Rub the parts well with the above mixture twice only, that is, once every other day and no more.

If the Buds appear after the use of any of the above mixture, to look thin about the edges and seem to run a good matter, it is a symptom of a speedy cure.

A DRINK for the FARC Y or GREASE.

First bleed plentifully, then take Gentian one ounce, Birthwort two ounces, and Sarsaparilla one ounce, all sliced thin, then infuse the above in three pints of Lime Water for twenty-four hours, then strain it off, and give the Decoction as a drink;

drink; then take the same roots and steep them for twenty-four hours again, in three pints of Old Lant, then give the Lant as a Drink the third day; let the Horse fast three hours before each drink, and four hours after each drink. If the above Drinks should not perfect a cure; make use of the following balls.

A BALL for the FARCY.

Take Quicksilver and Venice Turpentine of each one ounce; kill the above well together in a mortar, until the Mercury disappears to the eye, then add Venice Treacle one ounce, Camphire one dram and a half dissolved in a little Spirits of Wine, and Tincture of Cantharides one tea-spoonful, made up into two balls with Diapente for one dose. Give one of the above doses every fifth day, fasting four hours before each dose, and four hours after each dose. Observe to give warm Water and Mash; and make use of a loose stable. Five of the above doses is sufficient for a cure.

The PRECIPITATE BALL for the FARCY.

Take Red Precipitate one dram and a half, finely levigated, and Venice Treacle, one ounce and a half mixed together and made up into a ball with Diapente for one dose; give four of the above balls, one every fourth day, and use the same precaution with this ball, as with the former ball in all respects.

A DRINK for the FARCY.

First bleed plentifully; then take Rue and Hogs-lard of each a like quantity, pounded together in a mortar, and stop each ear up with the above; then tie the ears up with a list. Then take a double handful of Common Mallows bruised in a mortar, and mixed with a quart of Old Lant; then strain it off,
and

and give the decoction for one drink, give one of the above drinks every other morning. Repeat five of the above drinks.

A STRONG DRINK for an INVETERATE FARCY.

Take Rue, Burdock, Salendine, Wormwood, Ashes of Green Broom, Hemlock, and Dwarf-elder, of each a full double handful; boil the above in six quarts of Old Lant until it consumes to four quarts; then strain the liquor off for use. Then add to one quart of the above decoction, Lapis Calaminaris, Brown Tartar, Gentian, and Birthwort, of each half an ounce. Give the above for one drink, every other day. Repeat four of the above drinks according to the above directions, and at the same time let the Horse have the Lime Water for his common drinking, during all the time of the cure.

A STRONG PLAISTER for the FARCY, that has Settled in one or more Legs, which appears full of ulcerated Buds.

Take Venice Turpentine one pound, Quicksilver eight ounces, Oil of Turpentine two ounces; kill the above well together in a mortar until the Mercury disappears; then add to the above the Strong Quicksilver Ointment three ounces, and Burgundy Pitch one pound. Then mix the whole together for use; when used apply a Plaister of the above spread upon Tow to the part, and bind it on with a Flannel Roller, and repeat it again in four or five days to come; and let the Animal be kept in a dry loose stable all the time. The repetition of the above Plaister will destroy the Buds and cause a cure.

For the WATER FARCY.

First of all fleam the swelling that is underneath the belly, with a hot fleam, in fifteen or twenty places, so that the watery

watery humor or Serum Water may run off; then rub the part well with equal parts of Strong Beer and Oil of Turpentine shook well together in a bottle, then for use. Then immediately foment the part with Old Lant and Wood Ashes well boiled together; then give the following Drinks for four or five mornings together, or every other morning, or according as you see occasion require the use of them.

If the above application should fail, make two, three, or four Incisions in the Swelling under the Belly, with a hot Iron Chifel an inch and a half wide quite through the skin and membrane, then flay each orifice the whole length of your finger all round; then fill each orifice with Tow and Oil of Turpentine, and treat the orifices as a rowel.

A DRINK for the WATER FARCY.

Take a quart of Old Lant and boil therein two pounds of Rusty Steel or Iron; then strain it off, and add to the decoction, Ashes of Green Broom two ounces, and Diapente one ounce, mixed together for one drink. Then give the following drink if occasion require the use of it. Take one quart of Ale, and boil therein a full handful of Rue and the same quantity of Hemlock, then add to the above decoction, Diapente one ounce, Liver of Antimony in fine powder two ounces; when mixed all together, add Tincture of Steel one dram; then given for one drink; repeat the above drink one every other day. Give three of the above drinks.



Section, 25.

Of a HORSE or COW that has Licked up some Venomous Animal, or is Over-gorged with Clover or Turnips, or any such luscious Food.


THE symptoms are, a Horse or Cow will seem to be swelled much, as if they would burst. First bleed plentifully, then give as follows.

Take Castile Soap two ounces, Sirup of Marsh Mallows three ounces mixed together in a mortar, then dissolved in a pint of warm Ale for one dose: give the above as soon as you can, then stir the Horse gently about, and it will cause him to purge easy, and piss much. If the above doth not succeed in two hours time, give the following drink.

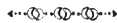
Take Lisbon Wine one pint, Camphire two drams and a half dissolved in a little Spirits of Wine, Oil of Juniper two drams, the Powers of Amber two drams and Sirup of Marsh Mallows four ounces, mixed together for one drink, and given in a pint of warm Ale: then stir the Horse about very gently. The above will cause him to piss and empty himself plentifully. At the same time give the Mallows and Parsley Water, in the above case, for his common drinking, during his whole complaint, or as long as symptoms may require the use of it. That is, to boil plenty of Marsh Mallows and Parsley in his common Water for the whole time, of his illness. And if the above case should prove obstinate, and there should be an appearance of an inflammation in the
bowels;

bowels; then make use of the following Clyster. Take Sena two ounces and boil ~~it~~ in two quarts of soft Water for half an hour; then strain it off, and add to the decoction, Common Treacle one pound and Sweet Oil half a pint; then for use. The above Clyster to be repeated three times a-day, or as occasion may require the use of it. In the recovery of the above it would be very proper to give a gentle easy purge or two; as so, make use of the following.

Take the Hiera Picra Spices, see page 18, from seven to ten drams, or one ounce and a half might be given or as the habit or strength of the Horse's body requires it: made up into a ball with Sirup of Buckthorn, for one dose. The above will purge him mild and easy. Observe to use the same precautions with the above, as you would with other purging physic in all respects.



Section 26.



Of GLANDERED HORSES.

THE symptoms of this foul and incurable distemper, are at the first stage, a Horse will seem to run at the nose a thin waterish humor, and at the same time the Kernels underneath and between the Jaws or Glands will seem to knot and swell; then soon will appear to run at the nose a yellow or green stinking matter, and some other times will discharge a black matter; and if the case should prove so, all hope of a cure is over: and I do advise the owner to accompany no other Horse with this. If he runs a black matter at the nose,
that

that is a fure fign that the griffly honey-comb bones within the head are rotting and decaying daily, fo there is no hope of a cure; if fo, this diftemper oft proceeds from a broken conftitution, or by an ill-cured diftemper, fuch as Fevers, Farcies, Surfeits, or the like; I always found it a good twenty to one againft a cure. Although M. La-foffe, and feveral other authors have given their direCTIONS and methods of trepanning, yet I have not feen nor heard of any Horfe that was trepanned, but what ended in death: however, I will agree with M. La-foffe's judgment, in pointing out the true feat of the above diforder, as I was an eye-witnefs to feveral Horfes in this diftemper, when dead I have diffefted the heads of them, and found the whole feat of the diforder to be in the griffly bones of the noftrils and head adjoining to the brain, and found all that part quite rotten, and full of matter much of the cancerous kind; therefore there is no hope of a cure of fuch. But however I will give you the following direCTIONS. That is, if you have to do with the above diforder it muft be in the firft ftage of it.

Firft bleed, and keep warm; then make ufe of Scalded Bran with a very little Oats for Mafhes, with warm Water, and a little Sweet Hay, and no other kind of food, indulging him with gentle exercife all the while. Then fumigate his head three times a-day with hot Mafhes, then immediately after the fumigating or ftimulating with the faid Mafhes; pour down each noftril a very fmall hornful of the following decoction.

Take a full double handful of Rofemary, and boil it in four quarts of Forge Water; then add Honey of Rofes half a pound and Sugar of Lead two ounces, boil the whole together, then
 drain

strain it off for use. After you have made use of the above, make use of the following Spirituous Mixture, at the same time the above Rosemary Decoction is made use of.

Take Spirits of Wine very strongly camphorated two ounces, Spirits of Hartshorn one ounce, Sweet Oil six ounces, all mixed together. Rub the Valves and Glands from ear to ear with the above once a-day, and put a Cap-hood on his Head, and stuff the Hood within all round up to the Glands and Ears, with hot Horse-muck out of a Horse-dunghill, and repeat the same once a-day, which will forward the cure much, then make use of the following Ball.

A BALL for the GLANDERS.

Take Matthew's Pill four drams, see page 35, and Bracken's Cordial Ball two ounces, see page 28, mix the above together for one dose: give one of the above balls every morning fasting, for ten days together, indulging him with gentle exercise all the time; and after the use of the above ball, make use of the following drink.


The NOSE DRINK in the GLANDERS,

Take White Wine Vinegar, and White Wine of each half a pint; fine Tobacco, Burnt Allum, and Rosemary in powder of each one ounce, Saffron half an ounce all in fine powder, and Honey of Roses two ounces, all simmered together, then strained and bottled for use; when the above drink is cold, add Balsam Capivy one ounce, and the Yolk of an Egg, then mix the Balsam and the Egg well together, and add it to the above, and shake the whole well together, then for use: give of the above two meat-spoonfuls down each nostril in a morning fasting, before his exercise for a fortnight together. After

R

you

you have made use of the above, you may proceed as follows. Take Flour of Brimstone and Fresh Butter of each one ounce, and Sugar of Lead two drams, mix the above together for use; then take two large Goose-quills, dip and rub the feathery ends of the quills in the above mixture, then put one of the quills up each nostril, then tie a piece of packthread to the hard end of each quill, and tie the packthread over the Horse's poll as a headstall of a bridle; then ride him for one hour every day, with the feathers anointed as above directed. Keep him warm during the whole time. The above method will cleanse his head much, and free the Glands from slimy snout and filthiness; should the Kernels underneath and about the Glands still continue hard and gummy, rub the part well twice a-day with the strong Mercurial Ointment, which will if repeated waste the part fine.



Section, 27.



Of a HORSE BURNT by a MARE.

THE symptoms of the above are as follow, the Horse's penis and testicles will swell, and the thin membrane of the yard or penis will seem to be galled in specks and blotches, and for the most part will appear to hang out of the scrotum or sheath, with a constant running or gleet at the end of the penis. First bleed moderately, and repeat bleeding as symptoms require; at the same time foment the penis and testicles with any mild fomentation of herbs, boiled in Skim-milk and Water, three times a-day; then after each fomenting, give the yard a wash

wash with the following mixture. Take a quart bottleful of Spring Water, then add Sublimate Mercury two drams to the Water, then for use. Then immediately after the above wash, make use of the following Ointment.

Take Hemlock, Primrose-leaves, and Allheal of each a double handful; bruise the above in a mortar, and boil them in two pounds of Hogs-lard; then strained off for use. Liquor the penis with the above Ointment after every dressing with the former Wash or Water, and observe to give Nitre Salts in all his common Water, that is, one ounce a-day; then in four days time make use of the following Purge.

Take Sena one ounce, boil it in three half pints of Water, then strain it off, and add Glauber's Salts two ounces, Cream of Tartar two ounces, Jalap one dram, Common Treacle half a pint, Oil of Anniseeds half an ounce, and Sweet Oil four ounces, make the above warm together for one dose. Repeat the above Purge as you see occasion require the use of it, that is, once every four or five days.


To take a MARE off her PRIDE or HORSING.

Take the Herb Tanfy, a double handful chopped small, put the whole into a Feed of Corn and give it her to eat; and it will take her off her Pride in one day and a night. As the above is worth notice I gave it a place here, as I could not so well place it in any of the other Sections.

To make a MARE STAND to a HORSE.

First observe the Mare, to be half gone on her pride, if possible you can guess it so to be; then let the Horse cover her four or five times in the space of one day, and the last time she is covered, open the neck-vein before the Horse gets
on

and when he is on and in action, let the Mare bleed plentifully; then immediately after give the following Drink. Take Skim-milk one quart and Common Allum one ounce; boil the above together, then strain it off, and add to the Whey one ounce of Oriental Bole, then mixed together and given for one drink. Then make use of a loose private Stable, for a week at least; then to grafs where there are no Horfes to teafe her.



Section, 28.



Of the ANTICOR.

THE above disorder is common to Horfes in parts abroad, but seldom here in England. I have seen and cured in my time, several of the same. The symptoms of the above disorder are those of a slow fever, and commonly are costive in their bodies: if so, you must give soft mild Clysters, and cooling soft Food with Nitre Salts mixed with all their common Water. Then soon will appear at the point of the shoulder adjoining to the neck-vein, or on the breast part, a large imposthume tumor, which will appear to be very hard and bony, and will be apt to break inward, if not well encouraged with hot Poultices; and observe to rub the part well with Hogs-lard, at all times, before you put the Poultice on; then as soon as you find the Anticor to be somewhat soft, you must open the part, which will be very deep to get at, observe to open it well downwards in order for a drain to discharge the matter off, and there you will find a great quantity of matter of the chalkstone kind to come out. Then wash the
wound

wound withinside, with equal parts of Oil of Turpentine, and Tincture of Myrrh with Aloes, mixed together in a bottle for use. Then treat the wound in all respects as a green wound or ulcer, as I have mentioned in the following Section. Then in the latter part or the recovery of the above disorder, it would be very proper to give two or three doses of mild purging phyfic.



Section, 29.

Of WOUNDS in General

IN all Fresh Wounds from a stroke, or a cut by a weapon, in the first place, if a vein or artery should be cut, and there should much blood seem to appear, care must be taken to stitch or tie the vein or artery up, and observe to close the edges of the wound together. On the other hand if the rind or rim of the belly should be broken or burst, and the bowels or gut should come down, care must be taken to put the bowels up properly, and observe to stitch the rind up, and to apply proper pledgets and close bandages to the part, and observe not to open the wound but as seldom as you can; and always dip the pledgets that you lay next the wound in Spirits of Wine; then apply as follows. To all green wounds; first I say, to stop the blood, then proceed according to the following directions.

To stop Internal BLEEDING at the Nose and Stomach.

Take the Juice of Green Nettles one quart, and if the blood comes from the Nose, pour down each nostril four or five

S

meat-spoonfuls

meat-spoonfuls of the above Nettle Juice; and if from the Stomach, give two or three small hornfuls of the above Juice. The Nettles are to be pounded in a mortar and the Juice prest well out for the above use.

To stop BLOOD in any Part.

Take Tincture of Martis one tea-spoonful, and one meat-spoonful of Spring Water; mixed stronger or weaker according to the symptoms; syringing the above up the nostrils if the hemorrhage is there; or dip a strong pledget of Tow in the above mixture for any other part whatever.

Also to stop BLOOD from a Wound.

Take the Puff-ball or Mushroom that grows upon old pasture Lands, apply the dry Pulp thick on any wound that bleeds, and tie it up with a strong pledget of Tow with proper bandages, and let it remain on for one day; then make use of some of the digestive Ointments.

A MIXTURE to Wash GREEN WOUNDS.

I would advise that all Green Wounds should be at first washed with the following Mixture. Take Tincture of Myrrh with Aloes, and Oil of Turpentine of each two ounces, mixed together in a bottle for use. Wash or dab all Green Wounds at first, with the above Mixture, and it will forward a digestion; and at the same time make use of any of the following Digestives and Cleansing Ointments.

The Digestive GREEN OINTMENT.

Take White Rosin, Bees-wax, and Honey, of each four ounces, Venice Turpentine six ounces, and Hogs-lard one pound and a half; melt the whole together over a slow fire; then

then add to the above, Verdigrease in fine powder two ounces; then boil all together for two minutes and no longer, then take it off the fire, and add Oil of Turpentine two ounces, stirring all together until quite cold: then for use.

The YELLOW BASILICON.

Take Bees-wax and White Rosin of each half a pound, Hogs-lard one pound, and Venice Turpentine two ounces, all melted together over a slow fire: then stirred until quite cold, then for use.

A HEALING CLEANSING OINTMENT.

Take Horse Turpentine and Mutton Suet of each half a pound, White Rosin four ounces, Bees-wax two ounces, and Hogs-lard one pound, all melted together for use. Then, observe at all times, after the use of any of the above Ointments, and the edges of the Wound should prove gummy or spongy; then observe to touch the out edges of the Wound, round the sides, with a piece of Roman Vitriol. The above method will keep the skin thin, also, the cure will not appear gummy. Then observe if an inflammation in any Wound should happen, to make use of the following fomentation.

The FOMENTATION.

Take Marsh Mallows, Common Mallows, St. John's Wort, Rosemary, Wormwood, Chickweed, Groundsel, Hemlock, Camomile, and Foxglove, of each a double handful; boil the above well in three gallons of grounds of Old Beer, and Water; then for use. Then foment the part well with the above, twice a-day, and observe after each fomenting to rub the part well with Spirits of Wine and Camphire, to keep the part warm: that is, when Fomentations are made use of, let
the

the part be always rubbed with strong Spirits of Wine and Camphire, after each fomenting, or else the part will take cold, as Fomentations open the pores much; and if there should be an appearance of a mortification, and the body should be in a bad habit; then give Nitre and Bark, that is, give half an ounce of each, twice a-day in a pint of Water-gruel.

A Valuable FOMENTATION to Disperse a SWELLING in any Part.

Take Roman Wormwood, Common Wormwood and Bay-leaves, of each a double handful; then boil the above well in six quarts of Sour Lant, then foment the part well twice a-day, and make use of Spirits of Wine and Camphire after each Fomentation.

To Destroy FUNGOUS or PROUD FLESH.

Take Yellow Bafilicon six ounces, and Red Precipitate one ounce, mixed together for use. Dress all Green Wounds, with the above mixture, that grow up too quick, and seem to appear spongy.

To Make FRIARS BALSAM.

Take Gum Benjamin three ounces, Balsam of Tolu two ounces, Gum Storax two ounces, Succotrine Aloes one ounce, and a half, Gum Guaiacum two ounces, Frankincense two ounces, Gum Myrrh one ounce, Rectified Spirits of Wine two quarts, Brandy one quart; bruise the Gums and digest the whole in a large earthen bottle in a hot horse-dunghill for seven days, shaking the bottle every day; then for use. The above is a good application for a small cut, or a small over-reach, by only dabling the part with the above.

To

To make TINCTURE of MYRRH.

Take Brandy one quart, fine Aloes, and Gum Myrrh, of each two ounces in fine powder, all mixed together: then put the above into a large quart bottle; then put the bottle in a hot horse-midden for four days, shaking the bottle well every day; then fit for use. I will advise that all Green Wounds that grow up too fast, and fill up too quick: particularly, ought not to be dressed with any greasy application: as so, I would advise to dress all such Wounds, with dry Tow dipped in the above Tincture, and Oil of Turpentine, of each the same quantity mixed together, in a bottle for use; or you may make use of dry Lint instead of the above.

The HEALING and DRYING POWDER for a WOUND or ULCER.

Take Bole Ammoniac eight ounces, Roman Vitriol one ounce, Red Precipitate one ounce, all made in fine powder, and mixed together for use. The above is very proper to puff a Wound or Ulcer with, after you have left off the use of pledgets and bandages. The repetition of the above generally promotes a sound cure. Also, the above may be applied to a Wound that is endowed with too great a gleet or moisture.

To EXFOLIATE a FOUL BONE in any WOUND or ULCER.

Take Tincture of Myrrh with Aloes one ounce, and the strong Tincture of Euphorbium half an ounce, mixed together in a bottle for use. When used for a foul Bone, dip a small pledget of Tow in the above mixture; then apply it on the Wounded Bone, then dress the Wound up with the Mild Digestive Red Ointment, See page 89, and continue the above

T

dressings,

dressings, until the Bone is Exfoliated clear off the part, then treat the Wound as symptoms may appear.

To Destroy FUNGOUS or PROUD FLESH.

Take Corrosive Sublimate two drams, dissolve the above in one quart of clear Lime Water; then bottled for use.— Wash all Wounds that grow up too quick, with the above Water, then apply your other spirituous dressings, and proceed as necessity requires.

For GALLED SHOULDERS, such as from the Collar or Harnefs.

Take Quicksilver half a pound, Venice Turpentine four ounces, killed together; then add Hogs-lard and Goose-grease of each one pound, Bees-wax half a pound, Oil of Turpentine two ounces, all melted together, and stirred until cold. The above is very proper to dress scabby Sheep.

To Stop JOINT WATER.

Take Oil of Vitriol and Sublimate Mercury of each one dram, Oil of Turpentine, and Oil of Petre of each half an ounce, Spirits of Wine strongly camphorated one ounce, mixed together for use; syringing the above mixture into any cavity; or dip a pledget in the above mixture, and apply it to the Wound; then apply your other spirituous dressings on the part, and so proceed as symptoms may appear.

To Stop JOINT WATER.

Take Bole Ammoniac in fine powder three ounces, Roman Vitriol in fine powder one ounce, mixed together for use.— Puff the Wound full with the above powder, then make use of no greasy digestion: you may use Tincture of Myrrh and
Oil

Oil of Turpentine of each the same quantity mixed together, or the Milder Red Digestive Ointment, see page 89.

For an Obstinate JOINT WATER.

Take Oil of Turpentine and Spirits of Wine of each one ounce, Tincture of Euphorbium, Butter of Antimony, Spirits of Common Salts, Camphire, and Dragon's Blood, of each one dram, Sublimate Mercury one dram, mixed all together in a bottle for use: make use of the above sparingly with a small pledget dipped in the above mixture, and apply it to the bottom of the Wound. The above is a strong application, but is very proper for a severe Joint Water.


For a BROKEN KNEE or CUT by STUMBLING.

Take Oil of Turpentine one pint, Barbadoes Tar two ounces, and Spirits of Sal Ammoniac two ounces, mixed together for use. Rub the part well with the above, the first dressing; then only dab the Wound with a little Tow dipped in the above mixture for the dressings to come; the above will ease the pain and heal the part firm, especially if a fresh Wound; and the capsular ligament is not injured.


To Cause HAIR to GROW on any FRESH-HEALED WOUND.

Take six large Corks that have been used in Red-port bottles sliced and burnt on a fireshovel to blackness, and stirred all the while; then make the whole into powder, and add Bears-grease two ounces, and Honey one ounce, mixed all together for use. Then anoint the part twice a-day with the above Ointment: this will cause Hair to Grow if any application will or can.

Section,



 Section, 30.


Of ULCERS in General or SWELLING TUMORS.

ALL Ulcers generally proceed from a bad habit of body, and ill juices in the blood, such as move here and there, and sometimes will settle on a joint, which is the worst of parts to fix on, and in short, in various parts of the body, and if so, you must treat the inside as well as the outside for a sound cure. Ulcers will happen to a Horse after an ill-cured distemper, such as Fevers, Farcies and the like. Then I say at first, if the Ulcer or Tumor is not ripe enough to be cut open, make use of the following Ripening Poultice, and when the part is ready to be cut open, be sure to open it the whole length of the cavity, and by so doing you will forward the cure much: then proceed in all respects, as I have before mentioned in the management of Green Wounds, and continue so to do until you see the Wound come to a good digestion, and that you will in three or four dressings. Then leave off all greasy applications; but if there should be an occasion for the Ripening Poultice, it is made as follows.

A POULTICE to RIPEN any TUMOR.

Take Mallows of both kinds a double handful, six Heads of Garlic, and as much White Lily-roots, bruise the above together in a mortar; then boil the whole in Milk and Water, and make it up into a Poultice with Oatmeal and a little Hogs-lard. Repeat the above Poultice as you see occasion. But at some other times, I make use of Hogs-lard alone and nothing else,

else, to Ripen Tumors, but it made warm and rubbed twice a-day on the part; when ready to be cut open, cut the Ulcer the whole length of the cavity; then wash and cleanse the Ulcer with the following mixture. The Tincture of Myrrh with Aloes, and Oil of Turpentine of each one ounce, mixed together for use. Then dress the Wound up with the following Ointment.

A Valuable POULTICE to Ripen any TUMOR or ULCER.

Take Camomile Herb and Foxglove, of each a single handful, chopped small and pounded in a mortar green together; then add Skim-milk one quart: then add three or four large Green Potatoes and grate them on a grater to a Pulp; then put the whole together into a faucepan, and boil the above to the consistence of a Poultice; then add a little Hogs-lard to make it mellow. The repetition of the above will Ripen any Ulcer whatever.

If used for human Species, and repeated every day will forward any Ulcer and bring it to a head, and if repeated will perform a sound cure without any other application whatever.

The Mild Digestive RED OINTMENT.

Take Honey one pound and Verdigrease four ounces in fine powder; boil them together until it comes to a deep Red Ointment; then stir it until quite cold, then for use. The above Ointment is very proper for Ulcerated Wounds.

The Strong RED OINTMENT.

Take Burnt Allum and Borax, and Verdigrease and White Copperas, of each one ounce, made into fine powder, and Honey two pounds; boil the whole together until it comes to
 U a deep

a deep Red Ointment, when it is almost cold add Aquafortis half an ounce; then stir the Ointment until it is quite cold, then for use. The above two Ointments are proper for Ulcerated Wounds, and might be made use of instead of any of the greasy Digestive Ointments.

To make EGYPTIACUM.

Take Verdigrease in fine powder five ounces, Honey one pound, and Vinegar six ounces, boil the whole together until it comes to a deep Red Ointment, then stirred until quite cold, then for use. This Ointment also is proper for Ulcerated Wounds.

A MUSLIEGE POULTICE for BROKEN ULCERATED KNEES.

Take Green Hemlock and Foxglove of each a full handful; pound the whole together in a mortar, then add old Sour Lant and put it in a saucepan, and stew them together to the consistence of a Poultice, and repeat it for sometime to the part. The above is valuable for a Sinus on the Hough, that appears ulcerated from a severe bang.

An ASTRINGENT FOMENTATION.

Take Forge Water and Old Lant of each three quarts, boil therein Oak Bark a double handful, Pomegranate Bark four ounces, Bole Ammoniac four ounces, and Roch Allum two ounces; boil the whole together until it is consumed to four quarts, then for use. If a Wound or Ulcer is endowed with too great a moisture or gleet or Serum Water, then foment the Wound or Ulcer with the above Fomentation before every dressing, until you see the sharp humor quite abated.

To

To Exfoliate a FOUL BONE in any ULCER.

Take Tincture of Myrrh with Aloes one ounce, and the strong Tincture of Euphorbium half an ounce, mixed together for use: when used for a Foul Bone, dip a small pledget of Tow in the above mixture, then apply it on the wounded Bone: then dress the wound up with the Mild Digestive Red Ointment, see page 89, and continue the above dressing until the Bone is Exfoliated clear off the part: then treat the wound as symptoms may appear.

A WATER to Destroy PROUD FLESH.

Take Corrosive Sublimate three drams, dissolved in one quart of clear Lime Water; then for use. Wash any wound with the above Water, and it will prevent Proud Flesh from growing therein.

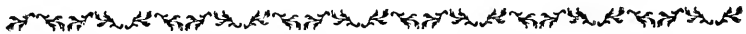
To Stuff and Cleanse a FOUL ULCER.

Take Sublimate Mercury one dram, Oil of Vitriol two drams mixed together in a bottle for use. When used, take a Butcher's Skewer and wrap the end of it with Tow and dip it in the above mixture, and trace the Ulcer well withinside, and it will cleanse and destroy an Ulcer in any part. Observe the above application is not to be repeated only once a week or nine days and no more. Use the above mixture sparingly.

The CAUSTIC PAPER to Throw out a CORE

In any part; also is very proper to Core a Wen or any Oozy substance whatever; also is very proper to stop a Putrified Vein that is going to mortify after bleeding. Take half a quarter of a sheet of a News-paper, or Oozy Writing-paper, and spread it all over with Black Soap very thin, then sprinkle the
the

the Paper and Soap all over with Yellow Arsenic in fine powder; then roll the Paper up straight and level, much like unto the shank of a tobacco-pipe, then for use. When used make four or more holes, according to the size of the Substance or Wen, or Vein, with a hot small pipe-iron, the form of a tobacco-pipe shank, just through the skin; then cut the Caustic Paper into small pieces about one eighth of an inch long, then put one piece of the above Paper into each hole, then fill the holes up with Black Soap, and let the whole remain in until the Core begins to crack round, then scald the part with equal quantities of Black Pitch, Tar, and Tallow, made quite hot together and then immediately poured into the wound; repeat the scalding every other day, until you see the wound in a good way for a cure, then Nature alone will perform the cure, and observe to let the Cores out of their own accord.



Section, 31.



Of INFLAMMATIONS and MORTIFICATIONS.

AN Inflammation often proceeds from a severe wound ill-treated, or bad management; or when a wound has taken cold, or when improper digestives have been made use of, by some ignorant person; and if the above should be the case, a Mortification will soon appear. The symptoms of a Mortification are as follow: the Inflammation will drop suddenly, and affuage away from the place where the wound is; then the edges of the wound will feel cold, and there will appear to run a thin serum stinking Water from the wound:
and

and if so, the symptoms of death will soon appear. Then on the other hand if a wound should happen to a Horse when his blood and juices are in a bad habit; let the wound be ever so slight it generally proves mortal, let what will be done at it; but however symptoms might prove better; as so, make use immediately of the following Fomentation.

The FOMENTATION for an INFLAMMATION.

Take Marsh Mallows, Common Mallows, and Fox-gloves, Wormwood, Rosemary, Hemlock, Camomile, and St. John's Wort, of each a double handful; boil the above well in a sufficient quantity of grounds of Beer and Old Lant: then foment the part well with the above; and after every fomenting rub the part well with Spirits of Wine, and Camphire, to keep the part warm: then immediately, give inwardly as follows. Take Jesuit Bark and Nitre Salts of each half an ounce, and mix them together for one dose. Give two or three of the above doses every day, mixed in a quart of Watergruel. But if you should judge the blood and juices to be in a very bad habit, give as follows. Take Turbith Mineral one dram, Diapente one ounce, and Castile Soap one ounce, made up into a ball with Honey for one dose. Give the first ball as above-directed; but observe to give in the second ball and so-forth, only half a dram of Turbith Mineral, in the ensuing doses: the above to be repeated every other morning; and eight or ten of the above balls to be given. Keep warm, with Mashs and warm Water during the whole time of the above symptoms, and make use of a loose warm stable all the time.

An EMBROCATION for an INFLAMMATION.

Take Spirits of Wine one pint; dissolve therein Camphire two ounces, then put the whole into a quart bottle, and fill the bottle up with the best sharp Vinegar; then for use. Bathe the part with the above, three times a-day: or if the part will admit of bandages, make use of the Vegeto Mineral Water; keep wet bandages, constantly to the part, that have been wetted with the Vegeto Mineral Water, which is prepared as follows.

The VEGETO MINERAL WATER for an INFLAMMATION.

Take the Extract of Saturn four meat-spoonfuls, and eight meat-spoonfuls of strong Spirits of Wine strongly camphorated, mixed together in a quart bottle, then fill the bottle up with Spring Water, then for use. If the above doth not answer make use as follows.

To Stop a MORTIFICATION.

Take Train Oil one pint, Oil of Turpentine half a pint, Oil of Vitriol one ounce, and Aquafortis one ounce, mixed together for use: then immediately rub the above mixture on the part well with your hand, and if there be a wound, apply tents of the same application to it. The above will return a Mortification, in one dressing, if not too far-gone; and seldom or ever fails a cure.

A POULTICE to Stop an ULCER or TUMOR, that is going to MORTIFY.

Take the best small Cut Tobacco, and Birth-wort, of each two ounces in fine powder: moisten the above with half a pint of Red-port Wine; then made into a Poultice with Rye Flour.

Flour. If you should want the Poultrice larger, then double the quantities, and add to the above Poultrice a very little Hogs-lard. By repeating the above Poultrice once or twice a-day, will suck and burst any Tumor and core it, and heal it up firm if repeated.



Section, 32.

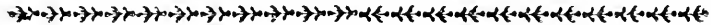


Of WRENCHES or STRAINS in the BACK or LOINS.

THE symptoms of the above are well known to all men that have had the least of practice among Horses; therefore I think it needless to give a description thereof. If fresh Strains in the above part, first bleed in the Thigh Veins, then make use of the first Ball set down in the section upon hurts and gravel in the kidneys, see page 50, then immediately make use as follows. Take Spirits of Wine, and Camphire, Spirits Sal Ammoniac, and Ointment of Marsh Mallows, of each two ounces, mixed together cold for use: then rub the part well with the above mixture; then apply on the part a fresh-stripped Sheep-skin, and lay it on the Loins immediately whilst hot with the fleshy side to the part; then bind and confine the Skin on the part for forty-eight hours; then repeat the same, as above directed in all respects, in forty-eight hours to come; so repeat according as you see occasion. If the above doth not answer make use of the following.

Take Hard Spring Water and dash it upon the Loins, for half an hour together, by filling of garden watering-pots, and pouring

pouring the Water on the Loins: then wet as much Hay with Spring Water as will cover the Loins, about a quarter of a yard thick, then lay a double blanket on the part, with proper girths to keep the hay and blanket on the part: repeat the Watering and the wet Hay every day for a-week together. The above method will sweat the part much if repeated. Then proceed as follows; take Butterson's Water, see page 129, and rub the Loins well with the above mixture once a-day, until the part begins to sweat and become scurfy: then leave off rubbing until the part becomes cool; then apply on the part afflicted, the Strengthening Charge, see page 113. Then make use of a loose stable for the space of three months, and at the same time give two or three cooling Purges: I would recommend the Quick Cooling Purge for an Inflamed Bowel, see page 19.



Section, 33.

Of the SCAB or MANGE.

THE Scab is well known to all men that have had the least practice among Horses, therefore its needless to give a description of it: but however, the case of the Scab is, if not caught from another Horse, is generally from poverty and lowness of blood, and in that case the pores of the skin are stagnated and void of perspiration, which often is occasioned, by being over-heated and too suddenly cooled, so the poor Horse is certain to have a bad Surfeit, if not the Scab. As the above disorder is a lurker in the skin, outward applications

cations are the chief cure; with the help of some inward medicines; which are to be given in the recovery of the disorder.

The OINTMENT for the SCAB or MANGE.

Take Fresh Butter one pound, Venice Turpentine one ounce, Oil of Turpentine two ounces, Quicksilver four ounces, and Black Soap four ounces; mix the Quicksilver and both of the Turpentines well together in a mortar, until the Mercury disappears to the eye, then add the Black Soap and Butter: observe to rub the Ointment a long time, until thoroughly incorporated, then for use. Rub the Horse all over with the above Ointment in the sun or by a fire, and observe to rub the Ointment well in. The above quantity is sufficient to dress two Horses. Do not stir the Horse out for four or five days, lest the effect of the Ointment should cause him to purge or flaver.


Another OINTMENT for the SCAB.

Take sharp pointed Dock-roots one pound, and boil them well in a quart of Vinegar; then bruise the Roots in a mortar, and pulp them through a hair-sieve; then add to the pulp, Black Brimstone, Gunpowder and Glafs powdered, of each four ounces, and Oil of Turpentine two ounces, mixed all together in a mortar, with as much Hogs-lard as will make the whole into a slippery Ointment, then for use. Dress and rub the Horse all over with the above Ointment in the sun or by a fire. Either of the above Ointments will cure the Scab or Mange.


A MIXTURE to Wash a SCORBUTIC SCAB.

Take one quart of Lime Water, add to it Black Hellebore two ounces in fine powder, and Sublimate Mercury two
 Y drams,

drams, all mixed together in a bottle for use. Wash the part afflicted with the above mixture, according as you see occasion require. The above Mixture is very proper to wash a Horse with, after the use of the two former Ointments. Then observe in the latter part of the above disorder, to give Liver of Antimony one pound, Æthiops Mineral four ounces, Brimstone and Nitre of each half a pound mixed together: give of the above powders two ounces every day on a Mash of Bran and Oats. Then it will be proper to give a gentle purge or two after the above medicines are operated, I would recommend some of the Alterative Purges, see page 22. If the Horse is of value I would advise the owner to get him into a Salt Marsh for a month in the spring of the year, which will renew and refresh him much.



Section, 34.



Of LICE and VERMINE.

TAKE the Mercurial Ointment, see page 68, and dress sparingly with the Ointment underneath the mane and topping, and a dab here and there, or at least where you see most Lice and Vermine; do not rub much of the Ointment on, but rub it well in. Do not take the Horse out for three or four days, lest the effect of the Ointment should cause him to purge or slaver.

To Destroy LICE or VERMINE.

Take Stavacre, otherwise called Lice Powder four ounces, Hogs-lard one pound; mix the above together in a mortar cold;


cold; then for use. This Ointment is to be used as the above in all respects: and one good dressing is sufficient for a cure.

Another to Kill LICE on a HORSE or COW.

Take the Herb Foxglove, two or three double handfuls; boil them well in six quarts of Old Lant, when almost cold, wash the Horfe all over with the above decoction two or three times, that is, once a-day: the above is very safe to destroy vermine; and will cause a Horfe or Cow to thrive, and come on well after it; and is proper to wash a Horfe with, after he is dressed with the Ointment for the Mange; it also, is proper to wash a Horfe that is subject to wet itchings in the skin, or the dry Scurvy that causes a Horfe to itch, rub, and scrub, with wet blotches on the skin, that appear like unto a Tetter-worm.



Section, 35.



Of Fresh CRUSHES from the SADDLE.

TAKE Spirits of Wine and Camphire, and Oil of Turpentine, of each half a pint, and Horfe Oil one pint, mixed together in a bottle for use. Rub the part afflicted with the above for half an hour together, then cover it up with hot Horfe-muck out of the mixen, and repeat the same once a-day. The above will mollify the swelling and shrink it flat if not too badly crushed withinside, and if crushed badly, it will bring it to a head: then it might be cut open and treated as a Green Wound or Ulcer.

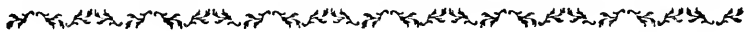
Or

Or this for the SAME.

Take Soft Soap and Brandy, and rub the part afflicted, first with the one and then with the other, for six or eight times each of them, then cover that part up with hot Horfe-muck out of the mixen and a blanket.

Another for the SAME.

Take Oil of Turpentine and Linseed Oil of each half a pint, Saltpetre in fine powder two ounces, Oil of Camomile two ounces, Oil of Petre one ounce, and Roch Allum in fine powder one ounce, all mixed together for use. Rub the part afflicted with the above and cover it up, as before directed. And if the above doth not disperse the swelling you may depend that the part is collecting or forming matter underneath, and if so, you must open the part, the best way for a drain to discharge the matter off. Then treat the wound in all respects as a Green Wound or Ulcer; as I have mentioned before in the Section upon Wounds in General, see page 81, and observe the precautions there mentioned, in all respects.



Section, 36.

Of DISEASES of the EYES.

AS for Hurts or Bites and Wounds in the Eyes, they are all as accidents, and must be treated as symptoms appear; but as for Rheums and Inflammations, they all proceed from the infirmity of the Eyes: such as Moon-eyes and Cataracts. The Moon-eyes are great staring goggling Eyes, and as they are ruled by the ebb and flow of the Moon, they see better

better in a dark night, than they do in the clear day-time. And as for Cataracts or Gutta-serena; I will not pretend to have any thing to do with either of the above infirmities, but so far as this, I will venture to say that a Cataract and Gutta-serena, both end in blindness, and are incurable: but in the first stage of the above complaints, take blood, in all respects, more or less, according to the symptoms of the disorder, then make use as follows.

For an INFLAMED HUMOR in the EYES.

Take Skim-milk three half pints, Spring Water half a pint, and Brandy four meat-spoonfuls, mixed together for use.—When used, make the above hot, and bathe the Eyes well, three times a-day with it, and it will cool the inflammation much.

A Famous EYE-WATER.

Take Camphire one ounce, dissolved in as much Spirits of Wine as will dissolve it, and no more; then take White Sugar Candy and White Copperas, and Fine Honey, of each two ounces, Sugar of Lead one ounce, then put the whole into a large basin, to which add one quart of Spring Water, then stir it for four days, four times a-day, then bottle it for use; and when used, shake the mixture well, and if used for a Humor in the Eye, add half and half of Spring Water to it; and if used for a Film, or Speck, make use of the mixture itself without Water; and when used only wet your finger and draw it over the Eyelids, and use no Linen-cloth to the Eye.

For a WOUND in the EYE.

Take prepared Tutty one ounce, Blood-stone prepared two scruples, and the best Aloes twenty-four grains; put the whole

Z

into

into a mortar, and mix it up into an Ointment, with a sufficient quantity of Viper's Fat, then for use. Dress the Eye twice a-day with the above Ointment, with a feather, and if the inflammation is great, wet four or five doubles of Lincloths, in the Vegeto Mineral Water, and keep the Eye covered with the same, and observe to renew and wet the cloths in the same Vegeto Mineral Water, four or five times a-day. The above method will cool the inflammation much. The Vegeto Mineral Water is proper for an inflammation in the Eyes, to bathe and wash the Eyes with, and is one of the best Eye-waters for an inflammation or rheum. The Vegeto Mineral Water is prepared as follows.

The VEGETO MINERAL WATER for the EYES.

Take the Extract of Saturn one meat-spoonful, and four meat-spoonfuls of Brandy; put the above into a quart bottle; then fill the bottle up with Spring Water for use. Also Rowels and Issues are proper to assist rheums and inflammations in the Eyes: and in the above case, observe not to give any hard food, that will cause labour to grind and disturb the temples or the net of the Eye; but give all as can be as food, soft and easy chewing, such as scalded Bran and Oats or boiled Barley and the like: such food is the most proper in the above case.

To take a FILM or SPECK off an EYE.

Take Red Rose-water half a pint, White Vitriol two drams, and burnt Allum two drams all in fine powder; then add six meat-spoonfuls of the Juice of Salendine; then mixed all together for use: put a little of the above into the Eye with a feather twice a-day.

For

For a BRUISED EYE.

Take Eyebright, Salendine and Rosemary of each a single handful, bruised together in a mortar, and Rosin in fine powder half an ounce; boil the above in a pint of Fresh Cream over a slow fire, then strain it off for use. Put some of the above Ointment into the Eye with a feather twice a-day; and also smear the Eyelid over with the same. If the blood and juices are in a bad habit, all the outward applications avail nothing, therefore you must have recourse to inward medicines, I would recommend the Turbith Mineral Ball, see page 24, or give gentle physic, or a course of Liver of Antimony and Flour of Brimstone, and Nitre Salts, of each the same quantity, mixed together and given in all his Mashcs; that is, one meat-spoonful on a Mash twice a-day.



Section, 37.

*Of the VIVES.*

THE Vives is a swelling of the Glands and Vive-cord, which lieth underneath the Ears, and proceedeth downwards to the Gullet or Valve: In a young Horfe, it doth not require much more than bleeding and keeping warm for the time; but if the above complaint should happen to an old Horfe, it denotes a crazy constitution, which is but seldom got clear of. The above generally seizes a Horfe, when at Grafs. As so, observe to keep him up for some time, then proceed as follows.

For

For the VIVES on a YOUNG HORSE.

First bleed, then take Spirits of Wine strongly camphorated, and Marsh Mallows Ointment of each two ounces, mixed together cold, then for use. Rub the part well with the above Ointment; then cover it up with hot Horfe-muck out of the mixen; then put on his head a cap-hood to confine the muck to the part. Repeat the same once a-day, and give Nitre Salts in all his Mashes and warm Water, during the time of his illness.

For the VIVES on an OLD HORSE.

First bleed, and order him in all respects at first, as above for a young Horfe; then after the inflammation is abated, rub the Vive-cord twice a-day, with the strong Mercurial Quick-silver Ointment, see page 68, until the substance is quite dispersed, and the part becomes flat and mellow: and if the above doth not shrink the part quite flat, you must proceed as follows. Blister the part two or three times, or at least until the part is quite reduced fine; and be sure to give time between each of the Blisters, for the part to cool and become clear from scurf, before you repeat another Blister: you may make use of the Mild Blister, see page 108. Then it would be proper to get some safe skilful hand to lay the firing iron on the part; then apply the Strengthening Charge, see page 113, and let it remain on for six weeks at least, observing not to turn him to Grafs; for the hanging down of the head is very hurtful to the disorder. Then give him Liver of Antimony, Nitre Salts and Flour of Brimstone on all his Mashes: or if he is a Horfe of value it would be proper to give him three or four doses of gentle Physic, I would recommend some of the Alterative Purges, see page 22.

Section,



Section, 38.

*Of Bad NECKS and VEINS after BLEEDING.*

AS all men, in and out of practice, are acquainted with the above more or less, therefore it needs no further explanation of the symptoms thereof. At the first stage of the above, make use as follows.

Take Nerve Ointment one ounce, and Oil of Amber one ounce, mix the above together cold for use, then rub the part well with the above mixture, then heat it in with a hot iron, and repeat the above dressing once a-day, or as occasion may require the use of it.

For VEINS that swell after BLEEDING.

Take equal parts of Soft Soap and Brandy, made hot together in a cup or pan, and stirred until it comes to a slippery Ointment, then immediately whilst hot, rub the part well with the above mixture, then heat it in with a hot iron.

The above dressing will cause the part to swell much, and will bring on a strong scurf: when the swelling is abated from the effect of the above dressing, repeat the same in all respects, as above directed.

For VEINS that swell after BLEEDING.

Take the Firing Ointment, see page 131, and rub the part well with it, then heat it in with a hot iron and observe to keep him from rubbing the part, for the above dressing will

A a

cause

cause the part to swell and sweat much. When the swelling and sweating abates, and the part is become clear from scurf, from the effect of the above dressing, repeat the above in all respects, as above-mentioned. Then on the other hand, if the Vein is corded hard and callous, and seems to be putrified, and doth appear to creep up to the vives or glands: then make use as follows. Observe to strike a fleam into the corded vein right upon the part where he was bled: make four holes with the fleam, in the compass of a shilling-piecc; then take Yellow Arsenic, about the size of a small pea, in fine powder, mix with it about twice as much Black Soap; put the whole on the fleamed part and temper it well in, with the point of a knife, and so let it remain on: and if the Vein is much swelled, and corded hard, you must fleam it in two or three places more, as before directed, and be sure to make one of the incisions at the upper part of the putrified Vein, in order to stop it, before it gets up to the Glands or Vives; then apply the Arsenic and Black Soap as before directed, upon every fleamed part: then tie his head up to the rack for some days, and be sure to keep him from rubbing the part.

The above application will cause a core or substance to come out of each part that was fleamed and caustic. When the part begins to crack around, scald it with equal parts of Black Pitch, Tar, and Tallow made quite scalding-hot together, and then dashed or poured into the wounds. Observe to scald the part every other day. As so, continue until such time as the core comes out: then omit the scalding; that is, once every fourth day; then nature alone will perform the cure. Or the following caustic may be used instead of the above, which will penetrate deeper.

Take

Take the Caustic Paper, see page 91, and make use of it in all respects as there directed, on all occasions.



Section, 39.



Of a CANKER in the MOUTH and TAIL.

TAKE Sharp Vinegar one quart, Brier Leaves and Red Sage of each a single handful, boiled together, then add Roch Allum in powder one ounce, Honey three ounces, and Bole Ammoniac in fine powder two ounces, all boiled together for use. Wash the Mouth twice a-day with the above, with the assistance of a linen rag tied to the end of a stick.

For a CANKER in the MOUTH.

Take Sublimate Mercury two drams, and put it into a quart bottle full of Spring Water, and let it stand for two or three days; then for use. Wash the Horse's Mouth with the above twice a-day as the former directs you in all respects.

The above Water is very proper to wash a man or woman's mouth, as a gargle for a sore throat or mouth: either a man or woman may swallow a tea-spoonful with safety; but when used for human bodies, take one dram of Sublimate Mercury instead of two. The above Water will cause to void phlegm when no other application will: a sucking child may swallow six or eight drops in a tea-spoonful of Spring Water with safety.

For a CANKER in the TAIL.

Take Hogs-lard one pound, and Oil of Vitriol one ounce, mixed together in a mortar, into a blackish or grey Ointment,
then

then for use. If it should be the Wet Canker, rub the part with the above sparingly, but if it is the Dry Canker, rub the part plentifully. Also, the above Ointment answers well to stop a heat, that frequently happens to a Tail, on the upper part when in the pullies in the time of setting, and so-forth, by only smearing some of the Ointment with your finger on the galled part of the Tail.



Section, 40.

Of BLISTERS of VARIOUS SORTS.

BLISTERS are proper for all hard Excrescences, and hard callous Substances, and for let or broken-down Sinews, and Spavins, Ringbones, Curbs and Splents, and also do assist to disperse all hard Tumors, such as have no matter formed in them. By repeating any of the following Blisters, as occasion may require the use of them.

A MILD BLISTER.

Take the Quicksilver Oil of Bays two ounces, Cantharides, Euphorbium, and Oil of Origanum, of each two drams, all mixed together for use. The above is mild in its operation, and might be made use of with safety where a Blister is required, observing to give proper intervals between each Blister, that the part may become cool and clear from scurf before you repeat another Blister.

The

The VITRIOL BLISTER.

Take Hogs-lard eight ounces, Oil of Vitriol one ounce, Cantharides one ounce, Roman Vitriol in fine powder three ounces, Oil of Turpentine one ounce, all mixed together for use.

The above Blister is proper for a relaxed Sinew, or any hard Excrescence whatever, and may be repeated as you see occasion, or at least when you see the part clear from scurf, and the inflammation quite abated.

A Strong BLISTER for a Let-down SINEW.

Take Oil of Bays with Quicksilver three ounces, Cantharides and Euphorbium of each one dram, Sublimate Mercury one dram, Yellow Arsenic one dram, all in fine powder, and Oil of Origanum two drams, all mixed together for use.

Rub the Sinew well with the above; and repeat it as occasion may require the use of it, but is not to be repeated until the part is clear from scurf, and the inflammation quite abated; the above Blister is not to be heated in with a hot iron.

The BLISTER after FIRING.

Take Bees-wax, Horse Turpentine and Hogs-lard, of each two ounces; melt the above together, then add Oil of Turpentine one ounce, Train Oil six ounces, then add carefully Oil of Vitriol one ounce, Bole Ammoniac in fine powder two ounces, all mixed together, and keep stirring it until cold.

The above to be spread on the fired part with a knife once only and no more, and is not to be heated in with a hot iron; then tie his head up for three or four days and nights, then

let him be put into a loose stable for three weeks, then to grafs for three months at leaft.

A BLISTER for a SHOULDER-STRAIN.

Take Nerve Oil and Hogs-lard of each three ounces, Common Tar two ounces, Cantharides and Sublimate Mercury of each two drams, and Oil of Turpentine one ounce, all mixed together for one dofe.

Rub the part afflicted well with the above; and repeat the fame when you fee the part clear from fcurf and the inflammation quite abated.

The STRONG LIQUID BLISTER.

Take Oil of Petre one ounce, Oil of Vitriol two drams, Oil of Origanum one ounce and a half, Cantharides and Euphorbium of each two drams and Sublimate Mercury in fine powder two drams, all mixed together in a bottle for ufe.

Rub and dab the part afflicted, and no where elfe, with the above three times in the fpace of one hour, and repeat it as you fee occafion, but not to be repeated until the inflammation is quite abated and the part is clear from fcurf. The above is proper for Splents and Spavins. Firft bruife the part gently with a blood-ftick, then drefs it with the above, as above directed.

The Strong BLISTER for a BONE-SPAVIN.

Take Euphorbium, Sublimate Mercury, Black Hellebore, Cantharides, Quickfilver, and Flour of Brimftone, of each
one

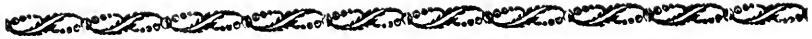
one ounce; first kill the Quicksilver and the Brimstone together in a mortar, until the Mercury disappears to the eye; then add to the above, Quicksilver Oil of Bays two ounces, Common Tar two ounces, and Oil of Origanum half an ounce, all mixed together for use. Let this be repeated as you see occasion; but not until the part is clear from scurf and the inflammation quite abated.

A Milder BLISTER for a BONE-SPAVIN.

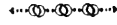
Take Nerve Oil, Marsh Mallows Ointment, and Quicksilver of each two ounces; kill the Quicksilver, with one ounce of Venice Turpentine, until the Mercury disappears to the eye; then add Cantharides and Euphorbium of each two drams, then mix all together for use.

When the above or the former is used; first bruise the part gently with a blood-stick until it feels soft; then apply on the Spavin a strong coat of the above, and temper it in with the point of a knife, just as wide as the Spavin-part is and no wider; to be repeated as occasion may require the use of it.

Observe in the above Blisters to give proper intervals between each Blister for the part to become cool and clear from scurf before another is repeated, and so-forth.



Section, 41.



OF CHARGES.

The BLISTERING CHARGE.

TAKE Oxycroccum, Paraceleus, Horse Turpentine, Burgundy Pitch, Bees-wax, Affaëetida, strained Galbanum, Mastic, and Dragons Blood of each two ounces, Black Pitch and Rosin of each four ounces, Aquafortis, Oil of Origanum, Euphorbium, and Cantharides, of each two drams; melt all the Gums first together over a slow fire; when melted and the fermentation is over, put the caustics in by a little at a time, and stir them well together for use.

The above is a good Strengthening Charge; but when used as a Strengthening Charge; observe to leave out the Aquafortis, Oil of Origanum, Cantharides, and Euphorbium; then the above will answer the intention of a Strengthening Charge in all respects.

A Stimulating CHARGE or SEARCLOTH.

Take Burgundy Pitch one pound, strained Galbanum two ounces, Camphire one ounce and a half, melt the two first articles together over a slow fire, when it begins to cool put in the Camphire in fine powder, stir it all together, then pour it into Water, then draw it and form it into Rolls for use; then apply it as a Charge in all respects on any part. The above is a good Searcloth for man or woman.

The

The COLD CHARGE.

Take Verjuice half a pint, and the white of two or three Eggs; beat them well together in a cup, then add Brandy one gill; mix the above together, and add Bole Ammoniac two ounces in fine powder, and as much Blue Clay, dried and made into fine powder, as will make the whole into a due consistence of a Charge, then for use.

The above is a great strengthener and cooler, for a relaxed weak Sinew; and is to be spread thick upon the Sinew, and covered with a sheet of Brown Paper; then swaddle the Leg round with a Flannel Roller. The above to be repeated once a-day: this is of infinite service to assuage inflammations, and greatly relieves any relaxed or distressed joint whatever, by applying as above directed.



Section, 42.

Of the POLL-EVIL and FISTULA.

THE Poll-evil and Fistula, are to be treated alike, and what will cure the one will cure the other. The Poll-evil is a lurking Sinus or Bag, situated on each side of the great Tendon on the top of the Poll of the Head, and traces from side to side underneath the great Tendon, and is generally full of a curdy or bony matter. The Fistula is a lurking Sinus or Bag, on each side of the Withers, rather forward towards the Neck than not.

If there should be matter formed, in either of the above calamities, I would advise by no means to stop it from coming to a head, for by such practice they become to have poking stiff heads and necks: and on the other hand it generally ends in death; but if there should be a wound on the Withers from the Saddle, you must treat it as a Green Wound or Ulcer in all respects, see page 81, and if there should be an Ulcer or Cavity, and necessity should urge you to open it; then cut the Ulcer the whole length of the Cavity, the best way for a drain to discharge the matter off, then treat the Wound as above directed; on the other hand if either of the above calamities, in the first stage should seem to be soft and limpy with no matter formed in them, you may make use of the following Applications, which I think is the best and only way to stop it safe, and not danger a Horse's life in doing of it.

To Stop the POLL-EVIL or FISTULA when Young.

First bleed, then set in three Rowels, one in the Breast and two underneath the Belly, then cut the hair off the part: then take the Firing Ointment, see page 131, and rub the part well with it for half an hour, then heat it in with a hot iron.

The above will cause the part to swell and sweat much, and will bring on a strong scurf: then give proper time for the scurf to clear off, of itself; then observe to repeat the Ointment again, if occasion be, in all respects as above directed. When the scurf is clear off the part, after the last dressing with the Ointment, lay the Blistering Charge on, see page 112, and let it remain on as long as possible.

Also,

Also, to Stop the POLL-EVIL or FISTULA when Young.

Take the Black Oils, see page 130, and make use of them in all respects, as the latter Receipt directs you. If the above methods do not perform a cure, and the Poll-evil or Fistula is got quite to a head, and full of matter; then observe to make use as follows.

Never cut either of the above disorders, except the part is quite ripe and full of matter; then cut it, and observe, let this be a rule in all your cutting of the above disorder; that is, to cut the Sinus length-ways, but never cross-ways; and observe to cut the Sinus or Cavity quite to the bottom, and leave none of the Cavities uncut open, when that is over, cram the Ulcer full of Tow dipped in Oil of Turpentine: then immediately make use of the following Ointment, and that made quite scalding hot; then take the Tow out, and pour the following Ointment, whilst scalding hot, into the Ulcer; first observing to stretch the Ulcer open, with the Trowel Iron made for that purpose, in order to receive the Ointment into the bottom of the Ulcer, the form of the Trowel Iron, is much like a Bricklayer's Trowel, when that is over, do not suffer the Ulcer to be dressed with any application at all for three weeks.

The above method, commonly performs a cure. Then in three weeks time, if there should be no symptoms of a cure, you must cut the Ulcer again, and repeat as above-mentioned in all respects.

But if the Poll-evil or Fistula when cut, should prove petrified withinside and full of corroded Bones, make use as follows, instead of the Scald or Ointment.

Take

Take Tincture of Myrrh with Aloes two ounces, the strong Tincture of Euphorbium two ounces, Oil of Turpentine two ounces, Sublimate Mercury three drams in fine powder, all mixed together for use; when used shake the mixture well, and wet a strong pledget of Tow with the above mixture, then thrust the pledget into the bottom of the Wound, and let it remain in for six days; then renew it every six days, and continue the dressings until the Bones are exfoliated clear out of the Ulcer; then if needful, make use of the following Ointment, as the under-mentioned directs you in all respects.

The following is the Scald or Ointment.

The POLL-EVIL or FISTULA OINTMENT.

Take of the best Common Tar three pounds, Mutton Suet of the Loin-part three pounds, the best and clearest Black Pitch three pounds, Bees-wax three pounds, and Black Rosin three pounds, melt the above all together; then stirred until quite cold, then for use. When used either for the Poll-evil or Fistula, after cutting, observe never to make use of less than one pound at one time, and that always made quite scalding hot: then immediately poured fuzzing hot into the Ulcer or Wound, after cutting, as before directed. The above method originally, came from old Kidney, but since, in my practice, it has undergone some practical alterations of mine in several respects.

Another SCALD for the POLL-EVIL or FISTULA.

If the above calamity requires to be cut the third time, make use as follows. Take Verdigrease two ounces in fine powder, Sublimate Mercury four drams, Train Oil one pint, Oil of Turpentine half a pint, and Oil of Vitriol two ounces,
all

all mixed together for use. If the second cutting and dressing fails a cure, make use of the above Oils for the third dressing, after cutting. Use the above in all respects, as the latter Ointment, that is, to be made quite hot, and pour it into the Wound.

For an Obflinate Petrified POLL-EVIL or FISTULA.

First draw a circle around the substance with the Firing-iron almost through the skin; then within the circle, make ten or fifteen regular holes with an Iron, about the size of the shank of a Tobacco-pipe; observe to burn each hole through the skin about the depth of a Barley-corn, then apply into each hole, a piece of Yellow Arsenic, the size of a small grain of Wheat, and lap a little paper about each piece of Arsenic; then fill each hole up with Black Soap. The above method will cause a great core or substance to come out of the part in about three weeks time. Then observe to scald the part every other day, with equal quantities of Black Pitch, Tar and Tallow, made quite scalding hot together, then immediately poured into the Wound or Ulcer: then after the substance comes off the part, and there should be a Cavity remaining, wash the part with the Sublimate Water, see page 91, then nature alone will perform the cure.

To Destroy an ULCER or SINUS that Remains in a POLL-EVIL or FISTULA.

Take Oil of Vitriol two drams, Sublimate Mercury one dram, in powder, mixed together in a small bottle for use, and when used, take a stiff small Probe or a Butcher's Skewer, wrap a little Tow round the end of the Skewer, then dip it well in the above mixture, then put it into the Ulcer and

work it well all round withinside of the Cavities. The above will flough and cleanse the Wound much; the above not to be repeated for nine days to come, nor seldom requires any more dressing.



Section, 43.



Of LAMPAS and WOLVES TEETH and FLAPS in the MOUTH.

THE Lampas is an Excrefcence in the Roof of the Mouth, fo that upon opening the Mouth you may perceive that the Roof or firft bar of the Mouth appears above the fore Teeth. The above is common to all young Horfes: I have feen feveral young Horfes, at two or three, or four years old, to have the Lampas as fome people call it; but to the beft of my memory, I never took the Lampas out of any of our own Horfes; fo all men that will take notice of a young Horfe's Mouth, will always find his Teeth fhort, and that is the reafon that the Roof of the Mouth appears higher than the Teeth: but if a fix or feven years old Horfe has the Lampas, you may take the firft bar of the Roof of his Mouth off, with a hot iron made for that purpofe; then nature will perform the cure.

The Wolves Teeth are fhort flumpy Teeth, which are fituated up to the Grinders of the upper Jaw, they are very hurtful to the Eyes, and the fooner they are taken out the better; the method of taking them out is as follows. Get a
narrow

narrow chisel punch with a crane neck and a small forked end. Then set the forked end of the punch to the root of the Tooth, with the crane neck projecting upwards, and so, hit the haft of the chisel smartly with a mallet, which method will take the Tooth out; then nature alone will perform the cure.

The Flaps are a spongy, fleshy, fungous substance, situated just below the Grinders on the lower Jaw, adjoining the cheek, on the part where the Bit resteth upon. The above is so troublesome to a Horse and so sore, that he will often catch the Flaps between his Grinders, which chafes him much, and prevents him to grind his food, and causes him to slaver and flobber much.

In the above case, first clip all the spongy part clear away with a pair of scissors, and then rub the part well with Common Salt; then nature alone will perform the cure. The above methods always served me, on the above occasions.



Section, 44.



Of ORNAMENTS in General, or rather to be termed SKILFUL OPERATIONS, that are commonly performed and practised on HORSES.

I Shall not dwell upon all particulars of the above word, Ornament, but shall set down what has served my purpose, and leave it to all men of skill, to practise as others have done before them.

First of setting of Ears, as follows.

of

Of SETTING of EARS.

In the first place take the superfluous skin away, that lieth from the nape of the Head to the division of the Mane, and also down to the root of the Ear, and three inches upwards towards the point of the Ear: take all that skin away with a pair of scissors and a knife, then bathe the flayed part with Rum, then stich the edges of the skin close together, and apply a plaister all over the stiched part, as follows.

Take the Yolk of two Eggs, Honey two ounces, and Bole Ammoniac three ounces, in fine powder, mixed together; then applied on the part, plaister-ways spread on a linen-cloth; then take two stiff tents made with wheat straw, and wrapped round with linen-cloth, much in the form of a large case-knife's haft; dip the tents in a batter made of the Whites of Eggs and Wheat Flour, and set them in the Ears; then set on a leather cap-hood made for that purpose, which is to remain on for a month at least, and must not be shifted during the whole time.

Of CROPPING of EARS.

The art of Cropping is but simple to a man that knows some little of that way of Business. In the first place, cut the Ears as nigh nature as you can, then draw the skin up tight and pin it through the gristle with five or six pins; then if there should be any superfluous skin remaining, pare it off close to the gristle with a pair of scissors; then dab and wash the Ears with Rum, and keep him in for four days; then take the pins out, then turn him into a loose stable, and there let him be until he is got well of his ears; on the other hand, there are some people that make use of Ear-pieces and Engines, but they

they that know the art of cropping, can do as well without the pieces as with them, as the Ears commonly are to be altered after the pieces are taken off.

To make a STAR.

Take a stick of tough Sealingwax, and warm the end of it at a candle; then dab the part where you mean to have the Star on with the Wax; then take a Butcher's Skewer about four inches long, and lay it on the waxed part, then dab and cover the Skewer with the Wax; then take a halfpenny ball of Packthread and wind it tight about the Skewer, and gather the hair with the string, and the Wax still warmed at a candle, and continue to gather the hair with the Wax as you go round with the string, so that the string and the hair, and the Wax may lay hold of each other: then wet the string twice that day with cold Water, and let the string remain on two days and two nights.

Then take off the string and the skewer, and apply on a plaister of Black Pitch, which is to remain on a fortnight at least; and in two months time, you will see what you wished for.

Also to make a STAR.

Make two holes through the skin just on the part that you mean to have the Star on, one hole above and the other below, then take a stiff iron skewer and thrust it underneath the skin from hole to hole; the holes are to be separate from each other about three inches: then take a halfpenny ball of Packthread and wind it very tight around the skewer; then wet the Packthread with cold Water, and use the same precautions with this, as the latter mentions in all respects.

The METHOD of SETTING a TAIL.

Cut the Tail across in three, or four, or five places according to art, and be sure to cut the main Sinews on each side quite through; then weaken the small ligament in the middle of the Tail, and cut the ends off the main Tendon away; then wash and dab the Wounds with Oil of Turpentine: then dress the Wounds up with Venice Turpentine and the Yolk of an Egg, of each the same quantity mixed together. Then apply the above to the wounds with proper pledgets and bandages, and immediately fet the Horse in the pulley: the next day slacken the bandages, but observe to let them remain on for four days at least; then take the dressing off, and observe to make use of no application at all to the Wounds, but puff them full with Wheat Flour every day, or at least when the scabs are off and the Wounds appear raw.

Also, a Good SAFE DRESSING for a TAIL after SETTING.

Take Tincture of Myrrh with Aloes, and Oil of Turpentine, of each one ounce, mixed together for use; then dab the Wounds with a strong pledget of Tow dipped in the above mixture, and bind them on with a proper bandage, and observe the above precision in all respects.

Of GELDING a HORSE.


First observe, when you mean to Geld a Horse, that the signs are in the legs or feet; then get the Horse properly cast, then wash and clean his sheath, and liquor the part well with Goose Oil, then take one of the Testicles up firm between your first finger and thumb, then bolt the Stone out of the Scrotum with your hot iron and make as wide an orifice as
you

you can; then fix your clams quite below the Testicle, on the blood vessels and ligament, then take the Testicle off with your hot iron just one inch above the clams; then sear the blood vessels; but strictly observing that your iron is not too hot, and be sure to stanch the blood: then apply on the vessels, a little Goose Oil and sear it in with your hot iron; then let go the blood vessels by a little at a time to prove whether the blood is stanch'd or not, before you let them go for good.— Then do the same with the other Testicle in all respects: then melt with the hot iron half a pint of Goose Oil, and pour half of it into one orifice and the other half into the other orifice, then give the Scrotum a shake; then put into each orifice a piece of fat Bacon, the size of a large Egg, then sitch the Scrotum across to keep the Bacon in: then untie the Horse and get him into a loose warm stable, and observe to indulge him with Mashes and warm Water, and gentle walking exercise, but do not take him out of the stable until the third day, observing not to touch the Wounds with any application at all, but what is above-mentioned.

The Method of FIRING or SCORING.

That man that doth this work, always ought to search the parts where the operation is intended to be, whether the part is fit for the reception of the fire, and clear from being gummy, and if so, the fire will have the better effect. Then I say if a Spavin, or Curb, or Ringbone, or Whirlbone, or Back-sinew, or the Vives, or any other part require firing, apply the iron on according as the part requires, and observe to draw the lines level and true, near half through the skin, but strictly observing not through the skin, and always keep the lines or scores about three parts of an inch distant from each other

other, and so do the work as artful as you can; then apply on the part, the Blister after Firing, see page 109, then tie the Animal up four days and nights; then turn him into a loose stable for three weeks, then to Grafs for three months at least.



Section, 45.



Of LAMENESS, STRAINS or BRUISES in the SHOULDER, WHIRLBONE, STIFLE, HOUGH, or KNEE.

FIRST of the general symptoms of Lamenesses in any of the above parts. Severe Lamenesses in any of the above parts, are very easy to be found out, but slight Lamenesses in some parts are rather nice to be pointed at, but however, I will endeavour to give an account of what served me on such occasions.

First, the symptoms of Lameness in the Fore-foot, if a Horse is lame in the Fore-foot, he will point out the Foot as he treads and never drag his toe, and will put his Foot straight out, and defend or tread very tender. On the other hand if a pain in the Foot, and you cannot find it out, put the Foot into a pail of Water for half an hour, then take it out of the Water, and watch diligently which part of the Foot becomes dry soonest: the part that dries soonest is that where the pain lieth. The same symptoms as the Fore-foot, the Coffin and Pastern have in their appearances in going or treading.

The

The symptoms of a Lameness in the Knee are, a Horse will go with a stiff Knee, and the Knee will seem to knuckle or project forward, and if badly relaxed, a severe inflammation will attend the part, and his appearance in going will be, to tuck his two Hind-legs and Feet quite forward underneath his weight, and so hanch forward and defend upon the sound Fore-leg, with his lame Knee projecting forward, and his toe seemeth always to hang back.

The symptoms of Lameness in the Elbow are, a Horse will be exceeding stiff and lame, and appear in his way of going to form a half-circle, twisting outwards with his Foot every step he goes.

The symptoms of Lameness in the Shoulder are known, by the Horse not pointing out his Leg and Foot, and appears always to tread short; and if the Lameness is great, he will drag his toe along the ground every step he goes; and if he is turned sharp round to the lame-side it will almost throw him down if not quite; and if both Shoulders, are afflicted, then humors generally attend the Chest and Shoulders, and he will appear to flammer and stumble much like to a dog that is shook in the Shoulders.

The symptoms of a Lameness in the Hough are very visible, as the Hough generally will swell upon the least relaxation or Sprain, and if persevered with work, the above case will bring on a severe inflammation.

The symptoms of a Lameness in the Stifle are, the Stifle will swell if badly relaxed; and the Stifle-joint will project and knuckle forward, and he will tread very short and just

touch the ground with his toe, and will not fet his heel down at all.

The fymptoms of a Lameness in the Whirlbone and Hip are, if a severe Lameness in either of the above parts it is very easy to find it out, but if a slight Lameness it is as difficult. The method to find out Lameness in the above parts is, to let a Horse walk and trot for half an hour, then observe strictly as he moves, and you may see him tread with a cast, shelling outwardly with his toe; and appear to take short steps, and tread upon the inside heel, and defend quick and short with the sound Leg.

First, for fresh Strains in any of the above parts, make use of either of the following Embrocations.

The EMBROCATION for Fresh STRAINS.

Take Spirits of Wine half a pint, and Camphire two ounces, dissolved in the above Spirits: then add Spirit of Sal Ammoniac two ounces put the above into a quart bottle, then fill the bottle up with sharp Vinegar made from either Gooseberries or Currants, then for use.

Rub the part well with the above twice a-day, and keep the part warm with Flannel Sweaters, and if the Lameness is great, first bleed, if the part will admit of bleeding. If a severe inflammation should attend the part, make use of the Fomentation, see page 93, and observe the directions there mentioned in all respects.

The BRINE-EMBROCATION for Fresh STRAINS.

Take Spirits of Wine and Camphire, Oil of Turpentine, old Rum, and old Verjuice of each two ounces, Beef's Brine eight ounces, all mixed and shook in a bottle well together for use.

Rub the part afflicted with the above, and repeat it as you see occasion require the use of it in all respects.

The GALL-EMBROCATION for Fresh STRAINS.

Take Spirits of Wine half a pint, and Camphire two ounces dissolved in the above Spirits; and Oil of Turpentine two ounces, put the above into a quart bottle, and add one pint of Beef's Gall, then shake the whole well together for use.

Rub the part well with the above, and keep the part warm with Flannel Rollers. Repeat the above once a-day or as you see occasion require.

After the use of either of the above Embrocations, and the pain is repelled, make use of the following Strengtheners.

Take strong Beef's Brine and the grounds of old Beer, of each two quarts, Camomile and Wormwood of each a full double handful boiled well together, then bathe the part afflicted twice a-day with the above whilst hot. The repetition of the above will brace most parts firm.

*The ITALIAN OILS for Fresh STRAINS in the SHOULDER
or STIFLE.*

Take Oil of Origanum and Oil of Wormwood of each one ounce, Oil of Petre two ounces, mixed together in a bottle for use. Rub the part sparingly with this mixture, and it will cause a slight scurf to come on the part: repeat two of the above dressings, that is one every other day.

If an obstinate Strain in either of the above parts, especially in the Stifle, make use as follows; that is, to swim the Horse in deep Water or rather in the Sea, once a day for a week together: the above method has been of great service for Lameness in the Stifle or Shoulders; also, Issues or Rowels are proper to assist the cure of Lamenesses in several parts of the body; but if an old Strain in the Shoulders, the most proper place to put a Rowel in, is on the top of the fin of the Shoulder-blade, just below the Withers: a Rowel runs in that part, and discharges more matter off than in any other part of the body whatever. At the same time make use of any of the following mixtures, if occasion requires.

A Strong MIXTURE of OILS.

Take Train Oil six ounces, Spirit of Sal Ammoniac, and Oil of Turpentine of each two ounces, and Spirits of Hartshorn, Oil of Petre, Oil of Origanum, Oil of Vitriol, of each one ounce, all mixed together; then put the whole into a quart bottle, then fill the bottle up with Strong Beer for use.

Rub the part well with the above, according as occasion may require the use of it, observing to rub it well in at all times.

The

The said mixture is proper for a Strain in the Shoulder, Stifle or Whirlbone.

Another MIXTURE of OILS.

Take Oil of Turpentine six ounces, Spirits of Hartshorn, Spirits of Lavender and Oil of Origanum, of each one ounce, Aquafortis one ounce, Spirits of Wine and Camphire one pint, and Powder of Gum Amber two ounces levigated quite fine, all mixed together in a bottle for use. This mixture is recommended as the latter, in all respects.

For a BANG in any PART.

Take Oil of Turpentine one pint, Barbadoes Tar two ounces, and Spirit of Sal Ammoniac two ounces, all mixed together for use. Rub the part well with the above, and keep the part warm with Flannel Rollers.

To make BUTTERTON'S WATER.

Take the best and hardest Spring Water from the Iron Stone, five large pints, and white Arsenic in fine Powder three ounces, then mix the Arsenic and the Water together, in a clean massin or bell-metal pot cold; then set it over a very slow fire until boiled, and observe only to let it boil two minutes and no more, stirring it all the time with a wooden Splint whilst on the fire; then take it off the fire and cover it up until morning, then clear off two large quart bottles full for use; and throw the sediments away.

When used take three parts of the above Water, and one part of Oil of Turpentine and mix them together for use,

G g

when

when used, shake the mixture well, then rub the part afflicted well with it; but observe to use the mixture very sparingly.

The above mixture is for a Strain or Bruise in any joint whatever, and is one of the best of simples for new or old Strains in any part. Rub the part afflicted well once a-day with the above, until the part begins to sweat and scurf, then observe to leave off rubbing until the part becomes cool and clear from scurf, before it is repeated.

But if the above mixture should prove too severe to any part when used, mix with it the Gall-embrocation, see page 127, of each a like quantity, which makes the mixture much milder, especially if used to human species.

The Black OILS for OLD STRAINS.

Take Oil of Turpentine four ounces, Porpus Oil six ounces, Oil of Petre, Venice Turpentine and Nerve Oil of each one ounce; Ointment of Marsh Mallows, Flanders Oil of Bays, and Barbadoes Tar, of each two ounces.

Melt the above all together over a slow fire, then put the whole into a quart bottle, then add Sublimate Mercury in fine Powder one ounce and a half, then shake the whole well together for use.

The above is proper for old Strains in any part, or for broken-down Sinews; let the above be well rubbed on the part, and heated in with a hot iron, if used for the Sinews, the above will cause the part to swell, sweat and scurf much; then observe to give proper time for the part to become cool and clear from scurf, before it is repeated; then repeat three or four of the above dressings as above directed in all respects.

The

The FIRING-OINTMENT for OLD STRAINS.

Take Oil of Turpentine three ounces, Spirits of Wine and Camphire three ounces, Nerve Ointment three ounces, Palm Oil three ounces, Oil of Bays with Quickfilver three ounces, Bees-wax three ounces, Burgundy Pitch three ounces, Venice Turpentine three ounces, Deer Suet eight ounces, and Hogslard eight ounces, melt the above all together over a flow fire; when melted and almost cold, add Sublimate Mercury three ounces, in fine powder, and Oil of Origanum two ounces; then stir the Ointment with a Spatula, until quite cold, then for use.

This Ointment is of universal service for a Garget in a Cow's Udder, by rubbing the Udder with it, and drawing the Dugs well at the same time; but when the above Ointment is used for a Garget in a Cows Udder, observe to make use but of one ounce of the above Ointment, and add two ounces of the Ointment of Elder, then melt the above together and rub the Udder well. And there are other Sections in this Book obligated to the above Ointment, and it doth answer well in all that it is recommended and set down for; such as injured Necks after bleeding, and to disperse hard excrescences, and for let-down Sinews, and to stop the Poll-evil, and Fistula, and other maladies of those kinds.

*To Ease a Severe PAIN on any JOINT, from a Bad
BANG or BRUISE.*

Take Oil of Origanum one ounce, Pure Oil of Petre one ounce, Tincture of Opium two drams, mixed together for use; rub the part twice a-day well, but be very sparing with the mixture; keep the part warm with a Flannel Roller, and so repeat it.

My

My OPODELDOC for RHEUMATIC PAIN, or, OLD GRIEFS in any PART.

Take of the best Brandy one quart, and Camphire three ounces dissolved in the above Brandy, then add Spirit of Sal Ammoniac two ounces, and Soft Soap eight ounces, mix all together cold in a mortar until thoroughly incorporated, then add Oil of Origanum, and Tincture of Opium, of each four drams, then for use. Rub the part afflicted with the above for half an hour together, and rub plenty of the mixture on the part; shake the bottle well when used; and repeat the same once a-day or as you see occasion.


The SOAP-EMBROCATION for SOFT SUBSTANCES,

That remain on any joint or part, from the effect of a Bang or Bruise: if the pain is dispersed, take the sediment of Old Sour Lant three half pints, Soft Soap eight ounces, and Oil of Turpentine two ounces, put the whole into a wide-necked large quart bottle, then shake the bottle, until thoroughly incorporated together, then for use. Rub the part afflicted well three times a-day with the above, and observe to shake the bottle when used; the repetition of the above will shrink any part flat and fine.

For an OLD PAIN that Remains after LAMENESS in the SHOULDER, KNEE, SINEW, or FETLOCK JOINT.

Take hard Spring Water, and pour it on any of the above parts, out of a garden Watering-pot, and continue so to do for half an hour together; then wrap the part up warm with Flannel Rollers; repeat the same every day for a week together. The above application answers well to compleat the cure of any old Strains, when no other treatment will.

Section,



Section, 46.

*Of BOWEL-GALLS.*

IF the above case happens to a Horse on a journey, it generally proceeds as follows: a Horse seldom Bowel-galls if he carries his Girths clear from his Elbows, but if he is pot-bellied he will drive the Girths forward to the Elbows, and most men make a mistake in girthing too tight at them times; or if the above is not the case, it is as follows: some Horses are so fleshy, just out of the Dealer's hands, that their own fat will wrinkle; and is plaited on their Breasts and Chests, much alike unto a plaited shirt, and so heats and galls the parts, but if the complaint proceeds from girthing, make use as follows.

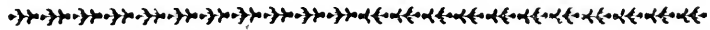
Set the Crupper shorter than common, and let the Girths be very slack and so ride on in that way; and when you come to the Inn, wash the part very clean with warm Table Beer and a Sponge; and when the part is become dry, make use as follows.

A WASH for a BOWEL-GALL.

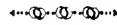
Take Spirits of Wine two ounces, in a four-ounce bottle, then add to it as much Fuller's Earth as will make it a passable liquid, then for use: rub the part well with the above, and let the Horse only rest one day and two nights, then he will be fit to travel on again.

Also for a BOWEL-GALL.

Take a Raw Egg, and dab it gently up to the flall-post, so that you crack the shell all around, then take the Egg, Shell and all, and rub the part with it, and repeat the same in the morning again, and it will answer the purpose if you let the Horfe only rest one day and two nights.



Section, 47.

*Of MALLENDERS and SELLANDERS.*

THE Mallenders is a hot sharp humor that breaks out on the bend of the Fore-leg, on the back part of the Kneec-joint; and becomes a hot, dry, scurfy humor. The Sellanders is on the bend of the Hough on the fore part of the joint: both of the above infirmities make a Horfe very stiff and clumsy.

A Valuable OINTMENT for the MALLENDERS.

Take Hogs-lard two ounces, put the above on a Slate, and drop by degrees on the Lard, Oil of Vitriol, and so drop more Oil and keep mixing it together with a knife; so add more or less Oil to the Lard until it comes to a dark grey Ointment, then for use; then rub the part once a-day just on the spot of the Mallenders; rub it well in and it will kill the humor.

The above is a valuable Ointment for a Horfe that hits one Leg against the other, and to be made use of in the above manner.

For

For the MALLENDERS.

Take Æthiops Mineral one ounce, white Copperas three drams, and Soft Soap two ounces; mixed cold together for use: rub the part well with the above mixture, and rub it in with a green Hazle-stick, once a-day until the part becomes scurfy; then give time for the scurf to come off, of itself, then repeat the same again, in all respects as above directed.


Also for the MALLENDERS.

Take Gunpowder and Glafs made into fine powder, of each one ounce, Oil of Vitriol twenty drops, and Goose Oil two ounces, all mixed cold together for use: then rub the part well as the latter directs in all respects.

Also for the MALLENDERS.

Take the Firing Ointment, see page 131, and rub the part well with it, and heat it in with a hot iron. The above dressing will cause the part to swell and sweat much; and the part will become scurfy; when the scurf comes clear off, repeat the same again in all respects.

Both of the above diseases are alike and are to be cured by the above applications; but in the latter part of the cure, make use of the Strong Mercurial Ointment, see page 68, to rub the part with for some time, to kill the remaining part of the humor; although supposed to be cured, it generally breaks out again as it is a hot humor, that proceeds from the joint.



Section, 48.

Of SPLENTS and CURBS.

SPLENTS are hard Excrefcences on the infide of the Fore-legs, I have oft feen Splents among a flock of young Colts, and feldom faw a yearling Colt but what had Splents more or lefs, yet the Splents would wafte quite away by the time they came to be three years old, with a very little trouble; but if Splents fhould happen to an old Horfe, there muft be applications made ufe of and care taken to reduce them.

As for Curbs, they are a foft oozy relaxation on the hind part of the joint, below the ball of the Hough, and are fo common to young Horfes, that they will frequently put up a Curb in the time of breaking. A frefh Curb is foon cured if taken in time, and on the other hand, if of old ftanding, and has been often relaxed it is as obftinate.

For a Frefh RELAXED CURB.

Take Spirit of Sal Ammoniac one ounce, Oil of Origanum half an ounce, mixed together; rub the Curb part well with the above once a-day, for a week or nine days, which will reduce any frefh Curb if repeated.

If the above fhould be applied for a Splent, then add one dram of Euphorbium; but obferve to foften the Splent with a Blood-ftick firft. The above applications are very proper for a frefh Curb or Splent.

For

For SPLENTS or CURBS.

Take Oil of Origanum one ounce and a half, Oil of Turpentine half an ounce, Euphorbium and Cantharides of each one dram, mixed together for use: when used, clip away the hair off the part; then dab and rub the part three times in the space of one hour with the above mixture, then leave off rubbing: the above will cause the part to sweat and scurf much; when the part becomes clear from scurf, repeat the same again in all respects. As for what has been said concerning Splents and Curbs, is of the mildest sorts of applications; and as for old obstinate Splents or Curbs, stronger applications must be made use of as follows.

For Obstinate SPLENTS or CURBS.

Take Spirit of Sal Ammoniac and Egyptiacum of each one ounce, Oil of Origanum one ounce and a half, Cantharides and Euphorbium of each one dram in fine powder, and Sublimate Mercury one dram in fine powder, all mixed together for use; if used for a Splent, first bruise the part with a Bloodstick as before directed; then dab and rub the part afflicted well with the above mixture, three times in the space of one hour. The above will cause a strong scurf to come on the part; give time for the scurf to come off, of itself, then repeat the same again in all respects.

For Obstinate SPLENTS or CURBS.

Take Nerve Ointment one ounce, Spirit of Sal Ammoniac one ounce, and Common Tar one ounce, mixed together, then add, Cantharides and Euphorbium of each two drams and Sublimate Mercury one dram, all made into fine powder, and mixed together for use; if used for a Splent, first bruise

it as before directed; then apply on the part, a strong coat of the above mixture with a knife-point: the above will cause a strong scurf to come on the part; then give proper time for the scurf to come off, of itself, then repeat the same again in all respects, as above directed.

The MERCURIAL PLAISTER for HARD EXCRESCENCES.

Take Quicksilver two ounces, and Venice Turpentine one ounce; mix and kill the above together in a mortar until the Mercury disappears to the eye; then add strained Galbanum two ounces, Burgundy Pitch three ounces, and Oxycroceum two ounces; melt the three last articles together, and mix them with the above; then add Euphorbium and Cantharides, of each one dram in fine powder: then stir all together, and form the whole into a Roll for use: spread of the above on a Patch of Leather just the size of the Excrescence, and lay it on the part, and confine it on with a Roller. Repeat the same every fortnight or as occasion may require the use of it; and after the use of either of the above applications, and the part is become cool and clear from scurf, if the substance of the Splent or Curb, is not quite reduced flat and fine, then it will be proper to lay the Firing-iron on the part; then apply the Blister after Firing, see page 109, then spread the fired part with the above Blister with a knife, and do not heat it in with a hot iron; then keep his head up for three days and nights; then let him be put into a loose stable for three weeks, then to Grafs for three months.

Section,



Section, 49.

Of BONE-SPAVINS or RINGBONES.

THE above infirmities are common to Horses of all ages: a Spavin is a hard Excrefcence which appears on the inside of the Hough-joint; and the Ringbone is a hard Excrefcence on the Inſtep, ſometimes on the Inſtep of the Fore-foot, and other times on the Inſtep of the Hind-foot; and both of the above infirmities cauſe a Horſe to be very ſtiff and lame; particularly at ſetting out for a journey or elſewhere; although they are both common to Horſes, they often proceed from hard work and relaxation of the parts; therefore I would adviſe, that all moderate and mild applications ſhould be made uſe of at firſt, ſuch as mild Bliſters and the like; and if a Spavin ſpreads wide, and ſeems to be inflamed around the joint, make uſe of the Mild Bliſter, ſee page 108, and apply it all around the joint; and repeat it according as the part requires the uſe of it; but do not repeat it until the inflammation is quite abated; but if a Spavin is fixed on the uſual ſpot of the joint, make uſe of the ſecond Bliſter for a Bone-spavin, ſee page 111, and repeat it as occaſion may require the uſe of it, but not to be repeated until the inflammation is quite abated.

For SPLENTS, SPAVINS or RINGBONES.

Take Egyptianum two ounces, Spirit of Sal Ammoniac, Oil of Turpentine and Oil of Origanum of each half an ounce, Oil of Vitriol two drams, all mixed together; then add Euphorbium

phorbium, Cantharides and Sublimate Mercury of each one dram, all mixed together for use; when used, bruise the Spavin or Ringbone with a Blood-stick until they feel soft; then let the above mixture be rubbed well on the part with your finger, and no wider than the substance, and repeat the above dressing for eight mornings together. The above will cause the part to scurf much; then leave of rubbing until the part is clear from scurf, then you may repeat the same again, as above-mentioned.

For a BONE-SPAVIN or RINGBONE.

First clip away the hair off the part; then bruise the Spavin part with a Blood-stick until it feels soft, then rub it with Oil of Origanum twice a-day, and the third day lay on the following Mercurial Plaister.

Take Quicksilver one ounce, and Venice Turpentine half an ounce, mixed and killed together in a mortar, until the Mercury disappears to the eye, then add Burgundy Pitch one ounce, Black Pitch one ounce, and strained Galbanum one ounce; melt the three last articles together, and mix them with the above, then add Cantharides two drams, Euphorbium two drams, and Sublimate Mercury one dram, all in fine powder; then mix the whole together and apply a plaister of it on the part, warm and thick; and bind it on for a fortnight; then repeat the same plaister once again; or you may make use of the Mercurial Plaister, see page 138, which is milder. The last applications are gentle trials and answer sometimes better than stronger mixtures do: but however, if the above do not answer, make use of some of the following applications which are much stronger.

For

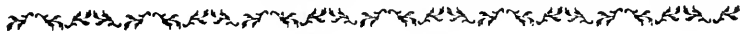
For a BONE-SPAVIN or RINGBONE.

Take White and Yellow Arsenic of each half an ounce in fine powder, Black Soap one ounce and a half, Oil of Vitriol one hundred drops, and Spirit of Lavender one dram, all mixed together for use: then apply the above middling thick on the Spavin part; and as wide as a half-crown piece, and work it in with a knife-point; do not cut away the hair, and in four days time lay on the part, a poultice made of White Bread and Milk, and a little Hogs-lard, and let it remain on one day and night: the above application will turn out a core in about a fortnight's time; then heal it with Tincture of Myrrh, by dabbing the part with the Tincture only.

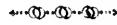
Also for a BONE-SPAVIN or RINGBONE.

First have the Horse properly cast with hobbles; then clip away the hair off the part, then bruise the Spavin or Ringbone with a Blood-stick until it feels soft, then rub it with Oil of Origanum, and rub the Oil well in with your hand on and around the part; then on the Spavin-part just as wide as a half-crown piece, drop three or four drops of Oil of Vitriol, and rub it in with a wooden Splint, and so drop three or four drops more and still rub it in, and so continue until you have dropped and rubbed in twenty drops, but if for a small Spavin, fewer drops may do; when it begins to crack around the sides, anoint the part with Train Oil made hot, then dab it on with a feather, then puff the part with Bole Ammoniac, and so repeat as occasion requires it. The two latter applications will cause a core to come out of any part that they are applied to; then observe to give proper time for the part to cool and heal quite up; then apply the Blistering Charge, see page 112, but

if a stiffness should remain, first observe to lay the firing-iron on the part, then apply the Blister after Firing, see page 109, and spread it on with a knife, but do not heat it in with a hot iron, and let it remain on as long as possible; then tie the Horse up to the Rack for three days and nights, then let him be turned into a loose stable for three weeks, and then to Grass for three months at least.



Section, 50.



Of BLOOD or BOG-SPAVINS.

THE Blood-spavin is a dilatation or swelling of a Vein on the inside, or hollow of the Hough; or in plain terms where a Vein expands itself to a greater bulk than common; and if so, the above infirmity will soon become an oozy, soft, fungous substance, and will cause a Horse to go very lame; and on the other hand, I have known the above infirmity to proceed from their parentage, either from the Horse or the Mare, or both of them; therefore, I would advise that no Gentlemen will breed out of such as them.

To Ease a BLOOD-SPAVIN for the present Time.

Take the Gall-embrocation, see page 127, and rub the part well with it; and it will give ease, until such time you have an opportunity to take up the Veins; then proceed as follows.

For a BLOOD-SPAVIN.

In the first place, let the Vein be taken up by some skilful hand, above and below the Hough-joint; then bathe the Spavin part only, with the following mixture.

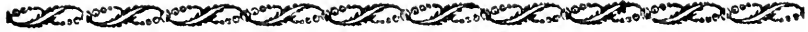
Take

Take Old Verjuice and Oak Bark, and boil them together, then add Bole Ammoniac two ounces to every quart of Verjuice and Bark; then bathe the part with the above, cold, twice a-day, and so continue bathing all the time, whilst the wounds where the Veins were taken up are a healing; then if the part is quite reduced, lay the firing-iron on, and make use of the Blister after Firing, on the part, see page 109; on the other hand, if the part is not quite reduced flat, and the substance should remain, then make use of the Vitriol Blister, see page 109, and repeat the Blister two or three times; but do not repeat it until the scurf is clear off the part; then lay the firing-iron on, and observe to draw your lines with the iron about three parts of an inch distant from each other, and just as deep as the pressure of the iron causes the part or scores to look quite yellow; then apply the Blister after Firing on the part, and at the same time make use of a loose stable for three weeks, then turn him to Grass for two months or longer.

But if a Blood-spavin or Thorough-pin on the Hough part, should prove obstinate, make use of the Blister for a Let-down Sinew, see page 109, observing the precautions there given, in all respects.

For a SINUS on the HOUGH.

Take strong Spirits of Wine four ounces, Camphire one ounce, Spirit of Sal Ammoniac two ounces, the Extract of Saturn two ounces, mixed together; rub the Sinus well twice a-day. The above if repeated will shrink any Sinus on the Hough or elsewhere.



Section, 51.

*Of STRAINS in the BACK SINEWS.*

THE above accidents are common; and all men that have had the least practice among Horses, must without a doubt, be well acquainted with the symptoms thereof; therefore, there is no need of further explanation; but so far, I would advise that all fresh Sinew-strains should be treated, at first, with mild applications; and so continue until the inflammation is quite abated; as so, proceed as follows.

In the first place take blood from the Spurn-vein in the toe; catch the blood, and add to it a handful of Common Salt, then bathe the Sinew well with the Blood and Salt; the next morning make use of the following mixture.

An EMBROCATION for a Fresh STRAIN in the SINEWS.

Take Strong Verjuice one pint, Spirits of Wine half a pint, Camphire one ounce, dissolved in the Spirits, Spirits of Hart-horn one ounce, Bole Ammoniac three ounces, all mixed together; rub the part once a-day and bind it up with a Flannel Roller. The following account is but simple, but ought not to be omitted, as it is valuable.

For a Fresh STRAIN in the SINEWS.

Take a Hay-rope or Band and wet it well in hard Spring Water; then bind it around the Leg close; then pour Spring Water on the Hay-band and Sinew, three or four times a-day, and repeat it for six days together, observing not to flir the
 Horse

Horfe out all the time; the repetition of the above, if a fresh Strain generally promotes a cure.

The SHAVINGS-POULTICE for a FRESH STRAIN in the SINEWS.

Take strong Verjuice one quart; and dry Currier's Shavings, a sufficient quantity to make the whole into a Poultice, by boiling them together over a slow fire, to the consistence of a Poultice; then apply it to the part, and repeat it in three days, or as occasion may require the use of it.

For a Fresh STRAIN in the BACK-SINEWS, or for any Soft Substance on the KNEE or FETLOCK-JOINT, or to Suck a THORN out of any Part.

Take Soft Soap two pounds, Bole Ammoniac in powder two ounces, then add Spirits of Wine six ounces, Camphire in powder one ounce, Spirit of Sal Ammoniac one ounce, Spirits of Hartshorn one ounce, all mixed together in a mortar and kept in a close covered pot for use; and when used, rub any of the above parts well, and spread a pledget of Tow, with the above application and bind it on the part with a Flannel Roller, and repeat the above every third day. The above application if continued for some time, will reduce any part fine and firm.

What has been said concerning Strains in the Sinews, are sufficient to cure any fresh Strains in the above parts, and will answer at first better than stronger applications; but if the Sinews are broken down and badly relaxed, and feels hard and callous, proceed as follows. Take the Soap and Brandy Charge, and rub it well on, and heat it in with a hot iron.

The SOAP and BRANDY CHARGE.

The Charge is made by boiling Soft Soap four ounces, and Brandy half a pint, to the consistence of a Charge over a slow fire. The above application will cause the part to swell much, but the swelling will soon drop flat again: repeat the same again in all respects for three or four times, but not to be repeated until you see the Sinew clear from scurf and the inflammation quite abated.

For an OLD STRAIN in the BACK SINEWS.

Take Spirits of Wine strongly camphorated four ounces, and Cantharides in fine powder two ounces, mixed together for use: when used, add to one ounce of the above mixture, one ounce of Brandy; then rub the Sinew well with the above mixture, it will cause the Sinew to swell and sweat much: when the inflammation is abated, and the Sinew is clear from scurf, repeat the same again in all respects, for three or four dressings.

For an Obstinate STRAIN in the SINEWS.

Take the Firing Ointment, see page 131, and rub the Sinew well with it, then heat it in with a hot iron. The above will cause the Sinew to swell and sweat much; then observe to give time for the inflammation to abate and the scurf to come off, of itself; then repeat the same again in all respects for three or four dressings, or as you see the part require.

For an Obstinate STRAIN in the SINEWS.

Take the Black Oils, see page 130, and make use of them, as the latter directs you in all respects. The above Oils seldom fail to perform a cure of a broken-down Sinew, if repeated as the latter.

For

For obstinate Strains of Sinews, I have recommended the four last applications, which are very strong, and much of the blistering kind; and I shall only add one more of the kind, which is as follows.

Take the Strong Blister for a let-down Sinew, see page 110, and rub the Sinew well with it, and observe not to heat it in with a hot iron. The above will swell and sweat the Sinew much; then give proper time for the scurf to come off, of itself, then repeat the same again in all respects for three or four dressings; after the last dressing, with any of the above applications and the Sinew is become fine and firm, and the scurf clear off, then it would be proper to lay the firing-iron on the Sinew; then apply the Blister after Firing, see page 109, on the part, but do not heat it in with a hot iron; then tie his head up for four days and nights, then turn him into a loose stable for a month, and then to Grass for four months at least. The above method always served my purpose.


To RELAX any CONTRACTED SINEW.

Take Clarified Marrow from Deers shanks half a pint, and Old Rum half a pint, mixed together cold in a quart bottle for use; shake the mixture well when used, and rub the Sinew well with it, and heat it in with a hot iron. Repeat the same twice a-day, and keep the part warm with Flannel Rollers.

Also to RELAX a CONTRACTED SINEW.

Take Spent Oil and rub any contracted part with the above Oil, and let it be rubbed well in once a-day, which will relax any contracted part. The above Oil is to be had of some of the noted Skinners.

Section,



Section, 52.

*Of STRAINS in the PASTERN or CÖFFIN-JOINT.*

IF fresh Strains in either of the above parts; first bleed in the Spurn-vein of the Foot; then take Black Soap two ounces, Brandy one gill, and Oil of Turpentine one ounce, Spirits of Sal Ammoniac one ounce, mixed together; then rub the part well with the above, and lap it up with a Flannel Roller; and repeat the same once a-day, or as occasion may require the use of it.

A POULTICE for the PASTERN or CÖFFIN-JOINT.

Take Camomile, Wormwood, Foxglove, and Hemlock, of each a full handful pounded green in a mortar together; then add strong Verjuice one pint, and the grounds of old Lant one pint; put the whole into a faucepan over a slow fire, then make it into a Poultice with Malt ground fine, then for use; then apply the above Poultice warm to the part, and repeat the same once a-day, or as occasion may require the use of it. The above is a valuable Poultice if continued.

If the above LAMENESS should prove Obstinate,

Take Butterson's Water, see page 129, and rub the part well with it once a-day, until the part becomes scurfy and sweats much; then leave off rubbing until the part becomes cool and clear from scurf; then repeat the same again, in all respects as above-directed.

A BLISTER

*A BLISTER for an Obstinate STRAIN in the PASTERN
or COFFIN-JOINT.*

Take the Strong Blistering Ointment for a let-down Sinew, see page 109, rub either of the above parts with the Ointment, and rub it in well with your hand; then observe to give time for the part to cool and become clear from scurf before you repeat the second Blister.

After the above methods have been made use of, and the part is become fine and firm, then it will be proper to lay the firing-iron on the part; then apply the Blister after Firing, see page 109, on the part, and not to be heated in with a hot iron.

When you fire either the Pastern or Coffin-joint, you must observe that the skin is thicker in that part than in any other part of the body, except the Whirlbone, therefore you must fire the Pastern or Coffin deeper than any other part of the body, except the Whirlbone. On the other hand, I have known several Horses lame in the Nut or Coffin-bone, to which the best of applications were made use of, but all to no purpose; as I have been an eye-witness to several Horses lame in the Coffin-bone, and in those days I thought myself in the wrong, as I could not compleat a cure on them; but since then I stuck a Horse which was lame in the Nut-bone which resteth upon the Coffin, broke in three pieces; and since then I have seen several of the same kind; and if the case should prove so, there is no hope of a cure; therefore rest content with the loss of your Horse, and so-forth.



Section, 53.

Of FRACTURES or BROKEN BONES.

IF a Fracture should happen, and the Bone is badly shattered and bolted through the Skin, it is of no use to attempt to set it; as a Horse's Leg or Thigh must be tied up tight; and not like unto a Man's Leg that has a compound Fracture, who is kept still in bed and may have the Wounds dressed every day; but when a Horse's Leg or Thigh is set, it must take its chance, and is not to be opened for two months at least: and if a compound Fracture that is badly shattered, should be set and tied up, it is certain to mortify, for want of being opened and the wounds dressed: but if the skin is whole, and the Bone is not started through the skin, you may set the Leg or Thigh as follows.

Take a quart of Verjuice and six Eggs, both Whites and Yolks and Bole Ammoniac four ounces, mix and beat them well together; then take two Linen Rollers, each three yards in length, and dip and soak them in the above mixture; then straighten the Leg or Thigh, and set the Fracture, then roll the above Rollers around the part tolerable tight; then observe to lay on the Rollers a piece of Pasteboard dipped in the aforefaid mixture, to fit the Leg like the Bark to a Tree; then roll on the Pasteboard a light Roller to keep it on; then prepare as many wooden Splints as will keep the Leg firm and straight; then take a long Roller dipped and soaked in a Batter, made of Verjuice and the Whites of four Eggs and Wheat Flour, and roll it around upon the Splints; then keep the
Horse

Horfe still until the cement is dried and fixed, then let him be in a loofe ftale, and in two months time take the Rollers and Bandages off, and apply the Strengthening Charge, fee page 113, bind it up with a piece of Pafteboard and a Roller, and let it remain on for two months at leaft; the above method always ferved my purpofe.



Section, 54.




Of GRAPY HEELS.

THE Grapes are filthy, flinking, growing bunches, refembling Warts; which grow upon Horfes Heels and Fetlock-joints, and are own coufins to the inveterate Greafe, which has been ill cured by the ufe of drying applications, and badly treated by drying up the humor too quick, and that generally caufes thick gummy Legs and the like. Alfo make ufe as follows.

A PLAISTER for GRAPY HEELS.

Take White Mercury in fine powder one ounce, and Ointment of Marfh Mallows five ounces, mixed together for ufe; then fpread of the above on pledgets of Tow, and apply it on the part, and bind it clofe to, for fix days; then obferve to renew the Plaifter, and fo continue every fix days until the part is become flat and fine, and all the fpongy Grapes quite fluffed clear off the the part: then heal it with Egyptiacum, fee page 90, or make ufe of the ftrong drying and healing mixture for the Inveterate Greafe, fee page 154, and make ufe of it as it is there recommended, in every refpect; and at the fame

same time, give two or three Pissing Drinks, see page 27, then give the Strong Drink for an Inveterate Farcy, see page 72; give three or four of the above drinks, one to be given every fourth day; and observe to keep the Horse in a loose stable during all the time of the cure.



Section, 55.



Of the GREASE.

MOST Horses are subject to the Grease; the cause of it is hard labour and bad management after, insomuch that the Legs and Limbs will swell and become short of action, and due circulation; then soon will come to be the rank Grease, if not taken in time; and if not broken out, make use as follows. First make use of a loose stable, then bleed, and give some of the Pissing Balls, see page 26, and make use of some mild fomentation to the Legs; and after each fomenting, rub the part well with Spirits of Wine and Camphire, then wrap the Leg up warm with Flannel Rollers; but if broken out, make use of the following Poultice.

A POULTICE for the GREASE.

Take Green Cabbage-leaves a double handful, and one large Onion, and pound them small in a mortar; then add Grounds of Old Beer one pint; make the above hot together in a faucepan, then add Hogs-lard two ounces, and Horse Turpentine one ounce; make the whole into the consistence of a Poultice with Rye Flour, or Bran; and repeat the same every day, to the Heels.

A Stronger

A Stronger POUltICE for the GREASE.

Take three Heads of Garlic, and four moderate sized Onions, bruised together in a mortar; then add Grounds of Beer one pint, make the above hot together in a faucepan; then add Hogs-lard four ounces, Honey two meat-spoonfuls, and Horfe Turpentine two ounces; and make the whole into the consistence of a Poultrice, with Rye Flour, or Bran, then for use. The above to be repeated as occasion may require the use of it. When used, clip away the hair, then apply either of the above Poultrices to the part, and repeat it for five or six days together: the above Poultrices will suck the humor and venom out of the part: then make use of the following healing and drying Plaister.

The HEALING PLAISTER for the GREASE.

Take Hogs-lard six ounces, and the Lees of Red-wine one pound, first mix the above together, then add Honey and Horfe Turpentine of each half a pound, and melt the whole together over a slow fire, then add Roch-allum in fine powder one ounce and a half, and Egg-shells in fine powder two ounces, stir the above all together until quite cold, then for use; then wash the part with Soap and Water, when dry, apply the above Plaister, spread upon a pledget of Tow, on the part, and bind it close on.

Repeat the above Plaister every other day; two or three of the above Plaisters will promote a cure.

If the above Plaister should not prove strong enough, make use of the following mixture.

*The DRYING and HEALING MIXTURE for an
INVETERATE GREASE.*

Take Verjuice one quart, drop into it Oil of Vitriol one ounce, and mix them together; then take Red Precipitate half an ounce, and Egyptiacum fix ounces; mix the two last articles together in a mortar, then add to the above, Tincture of Myrrh with Aloes four ounces; then mix all together, and put the whole into a large quart bottle for use; when used, shake the mixture well and dip a pledget of Tow in the above mixture, and dab and wash the part twice a-day: the above will heal and dry up most sharp humors whatever; the above is a very strong astringent, and might be made use of, if the Healing Plaister fails; and at the same time give a few Pissing Balls, see page 27, according as they operate; then a dose or two of purging physic will be proper to be made use of.



Section, 56.



Of HEEL-OINTMENTS.

THE following Ointments, are cooling, and healing to the Heels; and are proper to rub a little into the Heels at night, especially after a journey when the roads are dry and hard; and also, are useful for Horses that are in training, as they are often obliged to take their exercise on hard ground, especially in dry summers; and when the ground is hard the Heels are subject to crack and tear; and more so in some Horses than others.

The

The HEEL-OINTMENT.

Take Deers Suet four ounces, Bees-wax two ounces, Sweet Oil half a pint, and Lapis Calaminaris two ounces in fine powder, all melted together over a slow fire, and then stirred until almost cold; then add Camphire four drams dissolved in a little Spirits of Wine, then stirred all together until quite cold, then for use. The above is a good Cerate.

A COOLING HEALING EMBROCATION for the HEELS.

Take Spirits of Wine two ounces, dissolve therein as much Camphire as the Spirits will dissolve, the Extract of Saturn one ounce and a half, Sweet Oil six ounces, mix all together in a bottle for use; and when the Legs are clean and dry, shake the mixture well, then apply some of the above mixture to the Heels with your fingers at any time; the above is very cooling and healing, to torn and scratched Heels and Legs, after a hard day's hunting or the like.


The COMMON HEEL-OINTMENT.

Take Plantane Leaves, Allheal and Primrose Leaves of each a full handful, bruise the above in a mortar; then add Mutton Suet and Train Oil of each one pound; melt and stew the above all together over a slow fire, then strain it for use, then put the above Ointment into a pot, and stir it until quite cold. The above is a good Common Heel-ointment, and may be made use of as the latter Ointments are recommended in all respects; when a Horse is dressed up clean and dry, rub some of the above Ointment into the Heels, and it will keep them mellow and supple.


For

For HORSES HEELS that are Burnt in the Lime.

Take Common Linseed Oil one pint, Sugar of Lead five ounces, dissolved in five ounces of the best strong Vinegar, Spirits of Wine three ounces, Camphire one ounce dissolved in the above Spirits, all mixed together in a mortar, then for use; then dab and smear the Heels at a night, after they have been washed clean and is become dry.



Section, 57.



Of a CANCEROUS HUMOR on the LEGS and HEELS.

THE above is a sharp, rash Humor, that spreads from the Knee downwards all along the Legs, of a thick hard dry scurf; and as the above disorder is not common, neither did I see any of the above disorder, but very seldom in this neighbourhood; I have brought several lots of young Horses from Yorkshire, and to the best of my memory I never brought any from that quarter, but what had more or less of the above disorder; therefore I thought it proper to mention it here; as so, make use of the following Ointment.

The OINTMENT for the above.

Take the Herb Hemlock, the deadly Night Shade, Plantane, Allheal, Primrose Leaves, Dwarf Elder, Groundsel, Crowfoot, and the sharp-pointed Dock-root, of each a full handful, all bruised together in a mortar; then simmer the whole over a slow fire, with five pounds of Fresh Butter without Salt, for an hour together; then strain and press the Ointment out for use;

use; rub the parts afflicted once a-day with the above Ointment; I could not manage the above disorder until I contrived the above Ointment. They say in Yorkshire, that the above disorder proceeds from a venomous herb, that grows in their pastures. The above Ointment, being made use of, as above directed, will kill the humor, and heal and clear the scurf off the part.



Section, 58.

of QUITTER BONES.

THE above is an Ulcer, or Cavity, larger or lesser according to the size of the Quitter; full of Ulcers like unto a Rabbit's burrow; the general cause thereof, is an accident, or a violent crush, stab, or wound of some kind on the coronet part of the Foot, sometimes on the inside, and sometimes on the outside of the Foot; and if a fresh crush or stab on the coronet, and the part is become a spongy soft substance, which commonly is the case; and if so, make use of the following Sucking Plaister.

Take Soft Soap and Common Salt of each the same quantity, mixed together in a mortar for use. Apply a thick Plaister of the above on the part; and repeat four or five of the above Plaisters, one every other day; the repetition of the above will burst the part open, and suck the venom out; but sometimes in the first dressing, I add to the above Plaister a very little Quicklime, in powder, when I mean to make it stronger, in order to throw out a core; then make use of the following mixture to heal it.

The MILD QUITTER OILS.

Take Spirits of Wine, one ounce, Oil of Turpentine one ounce, Egyptiacum one ounce; Red Precipitate one dram, and Aquafortis half an ounce, Oil of Vitriol two drams; first mix the Egyptiacum and the Precipitate together in a mortar; then add the others and mix them all together for use; and when used after the above Plaster; dip a pledget of Tow in the mixture, and dab the part and tie the said pledget to the wound; and repeat the same once a-day; the above will heal the part firm; and if the above fails a cure, make use of the Strong Quitter Oils, as follows.

The STRONG QUITTER OILS.

Take Egyptiacum two ounces, Red Precipitate two drams; first mix the above together in a mortar; then add Spirits of Wine, Oil of Turpentine, Oil of Origanum, and Oil of Petre, of each one ounce; then add to the above by degrees, Oil of Vitriol, and Double Aquafortis, of each six drams, all mixed carefully together in a mortar for use; and when used, shake the mixture well, then let the above be rubbed and dabbed on the part for eight mornings together. If the above application should dry the part too quick, leave of rubbing, then the above will prove a cure, and if not, make use of the following method.

For a LARGE QUITTER-BONE.

If the Quitter seems in a dangerous way, first unsole the Foot; but if a moderate sized Quitter you need not take the sole out, but observe to pare and dress the Foot underneath very thin, then take the horn or husk-part of the Foot away, opposite the tread of the Quitter, so that the shoe doth not
rest

rest on the Foot-part opposite the Quitter; then set on a Bar-shoe, and proceed as follows.

First clip away the hair off the part, then take a stiff blunt Butcher's skewer, and thrust it into the bottom of every fountain of the Quitter, so that you provoke the ulcer or wound to bleed much; then lay in each fountain a small Tent of Tow dipped in Double Aquafortis, then set the Foot down to the ground for two or three minutes, then draw out the Tents; then set in fresh Tents dipped in the same, which are to remain in; then observe to rub on, and around the part a little Oil of Turpentine, then rub on a very little Aquafortis, and so continue rubbing first the one, and then the other, for five or seven times each, according to the size of the Quitter; beginning with the Oil of Turpentine and end with the Aquafortis; then heat the Quitter-part with a hot flat-iron at a proper distance, until the Quitter seems to turn yellow. Keep the Horse in for a-day and a-night; and then turn him to Grass; and in four days time scald the part with equal quantities of Black Pitch, Tar and Tallow, made quite scalding hot together, then immediately poured into the wound out of a ladle; and repeat the scalding three or four times, once every other day. The above method properly observed will cure most Quitters whatever; do not suffer the wound to be dressed with no other application. The above seldom fails a cure if properly observed. It never failed me on the above occasion.

For an Obstinate PETRIFIED QUITTER-BONE, that has been badly Managed.

First unsole the Foot, then dress and pare the Foot as I have directed in the latter; then clip away the hair off the part,
then

then fire the Quitter, after the following form or figure,




fire the Half-moon figure almost through the skin,

and the specks within the circle must be burned quite through the skin with an iron much the shape of a tobacco-pipe's shank, then put into each hole the size of a small pea of Sublimate Mercury, wrapped in Soft Paper; then cover the part with Black Pitch and a very little Tallow made warm together, and laid on in the form of a Charge; bind it close to the part for four days; then cut the ties or bandages off, and let the Charge drop off, of itself; when the part is cracked around, and the core is almost out, scald the part with equal parts of Black Pitch, Tar, and Tallow, made quite scalding hot together, and immediately poured into the wound; the above scalding to be repeated twice a-week. The above method properly observed will promote a cure.


To Destroy an ULCER that Remains in a QUITTER-BONE.

Take Oil of Vitriol two drams, Sublimate Mercury in fine powder one dram, mixed together in a small wide-mouthed bottle for use; and when used, shake the above well together, then take a blunt Butcher's skewer and wrap the end round with Tow, then dip it in the above mixture, and thrust it into the bottom of the Ulcer, and trace the Ulcer round within-side. The above will destroy any Ulcer. The above application is not to be repeated for nine days to come; the above dressing will cause the part to discharge much.

Section,



Section, 59.



Of OVER-REACHES or FRESH STABS on the CORONET-PART of the FOOT.

OVER-REACHES are a catch from the Hind-toe to the Cap of the Heel of the Fore-foot, so bad at sometimes that the Cap of the Fore-heel is quite sheared off, by the tread of the Hind-toe; and if fresh, make use as follows, first observing to cut the flap off the part.

For a FRESH OVER-REACH.

Take Spirits of Wine and Oil of Turpentine of each one pint, and Colcothar of Vitriol four ounces in very fine powder, all mixed together for use; when used, dip a pledget of Tow in the above mixture, and dab the part well with it; then bind the said pledget to the wound, and repeat the same twice a-day; and let the Horse stand in for six or eight days; the use of the above will cement and heal the part firm, if applied as above-mentioned. Observe to shake the mixture well when used.

Also for an OVER-REACH.

Take Verjuice one quart; drop into it Oil of Vitriol one ounce, mix the above first together, then add Red Precipitate six drams, and Egyptiacum four ounces; mix the two last articles well together in a mortar, then add Tincture of Myrrh with Aloes four ounces, then mix the whole together for use; shake the bottle well when used; then dip a pledget of Tow in the above mixture and dab the part, then bind the said pledget to the part; repeat the above twice a-day, and keep the Horse in for five or six days.

For an Old OVER-REACH, STAB, or TREAD, on the CORONET-PART, that is ULCERATED.


In the first place dip a small pledget of Tow in Butter of Antimony; then thrust the pledget into the bottom of the Ulcer with a Probe, then directly take it out, and put a fresh pledget of the same in, and there let it remain; then immediately apply the following Sucking Plaister.

Take Soft Soap and Common Salt, of each the same quantity mixed together in a mortar to a Plaister; repeat five or six of the above Plaisters, one every other day; and when the Ulcer is clear at the bottom, make use of the following mixture.

Take Egyptianum three ounces, and Red Precipitate three drams, mixed together in a mortar; then add Spirits of Wine, Oil of Turpentine, and Aquafortis, of each one ounce, and mix the whole together for use; when used shake the bottle well, and dab the part once a-day, with a pledget of Tow dipped in the above mixture; then bind the said pledget to the part; observe to keep the Horse in a loose stable during the time of the cure.



Section, 60.



Of SAND-CRACKS.

SAND-CRACKS, are small Cracks on the inside of the Foot, and sometimes on the outside of the Foot; and commonly crack downwards, through the Coronet-part, halfway down to the shoe; but most commonly happen on the inside of the Foot; rather nearer to the Heel-part. The above generally happen to narrow wire-heeled Horses; also, there is another
fort

fort of Sand-cracks, that appears on the fore-part of the Foot, and cracks down from the Instep-part of the Coronet to the Toe; and is very wide, much like unto a Cow's claw; and both make a Horfe very lame. I have known Horfes to split of Sand-cracks, in running a heat, or by sweating upon hard ground, that you might have tracked them by their own blood; which made them unfit for business for some time; also hacks that travel upon hard dry roads, are equally subject to the above case; therefore make use of the following methods; first, pare and dress the Foot, underneath the tread of the Sand-crack, with a sharp drawing-knife and rasp, and cut away the lips or edges of the Sand-crack, then set on a bar-shoe; and always observe that the husk or horn of the Foot is taken away, opposite the tread of the Sand-crack, so that the shoe doth not rest on, nor nigh that part; then on the Coronet-part across the top of the Sand-crack, make three scores with the firing-iron. Then make use of the following mixture.

A MIXTURE for a SAND-CRACK.

Take Spirits of Wine and Oil of Turpentine, of each one pint, and Colcothar of Vitriol in fine powder four ounces, all mixed together for use; then dab the Sand-crack with a pledget of Tow dipped in the above mixture, and bind the said pledget to the part; the above will kill and heal the Sand-crack. On the other hand, if the Vein should happen to puff up in the slit of the Sand-crack, make use of the following mixture.

Take Tincture of Myrrh with Aloes one ounce, and Aquafortis half an ounce, mixed together for use; and to be used in all respects as the latter directs you; or if the Sand-crack is
of

of an old flanding, and is hollow and ulcerated, pare the Foot as I have before directed, and fet on a bar-shoe; then make use of the following mixture.

A MIXTURE for an ULCERATED SAND-CRACK.

Take Egyptiacum three ounces, and Red Precipitate three drams, mix the above together in a mortar, then add Spirits of Wine one ounce, Oil of Turpentine one ounce, and double Aquafortis one ounce, Oil of Vitriol two drams, all mixed together for use; dab the part once a-day with a pledget of Tow dipped in the above mixture, and bind the said pledget to the part, and so continue, until the Sand-crack is killed, and begins to unite together at the Coronet-part; at the same time make use of a loose stable, then make use of the following healing Plaister.

A HEALING PLAISTER for a SAND-CRACK.

Take Black Pitch and Bees-wax of each five ounces, Common Tar, and Tallow of each one ounce, all melted together over a slow fire; then add Bole Ammoniac four ounces in fine powder, and stir the whole together until quite cold, then for use; spread some of the above on a pledget of Tow, and bind it close to the part; and repeat the same twice a-week; the above will heal the Sand-crack up firm. But if a Sand-crack happens on the Instep-part like unto a Cow's claw, you must open it as before directed; and observe to pare the hulk of the Toe as short as you possibly can; then draw a deep groove, quite across the Sand-crack just below the Coronet, with a drawing-knife, quite to the quick; then fet on a bar-shoe; and observe to treat the above, as I have mentioned before, in every respect concerning a Sand-crack on the side of the Foot.

Section,



Section, 61.

Of RUNNING THRUSHES in the FROG of the FOOT.

THE above is a rotten, feeding, stinking, sharp Humor, or rather a cancerous Ulcer, that some Horses are very subject to, that have narrow and steep Heels, and commonly are soft and ragged in the Frog-part; which make a Horse go tender and lame. Nor is it proper to dry the Humor up at all times, for I have seen Horses that had Thrushes in the Feet, which had been dried up too quick, and so the Humor returned up into the Eyes, and the Horse thereby became blind. As so, make use of the following safe method at first for a trial.

First of all cut and pare the rotten part of the Frog away; then thin the sole of the Foot round the borders of the Frog; then wash and dab the Foot withinside and outside, three times a-day with Old Lant warmed with a hot iron. The above application always served my purpose; and observe at the same time to give a course of Pissing Balls, see page 27. But if the above should prove obstinate, you may make use as follows. If the Frog should prove more spongy than common, take Roman Vitriol two ounces, in very fine powder, Bole Ammoniac one ounce, in fine powder, mixed well together; then pare the rotten part of the Frog away; then sprinkle the above powder on the part, and smear it on with your finger; then stop the Foot up with dry Tow. Repeat the above every other day. The above application will dry the part up, at the same time observe to give Pissing Balls for some time, or


Qq

take

take Egyptianum three ounces, and Red Precipitate three drams, and mix them well together in a mortar; then add Spirits of Wine and Oil of Turpentine of each one ounce, and Aquafortis one ounce, all mixed together for use; dip a small pledget of Tow in the above mixture, and apply it on the part; observe to shake the bottle when used; repeat the same once a-day, and at the same time make use of the following mixture.

A Drying MIXTURE for a Running THRUSH.

Take Common Tar one pint, and Common Allum in fine powder three ounces, mixed together cold for use: spread a plaister of the above, upon Tow, and apply it to the part, and cover it up with dry Tow; repeat the dressing every other day; also, I will advise that all Horses that are kept in the stable, if they are subject to Thrushes; should have their Feet well washed, within and without, three times a-day with Old Lant kept in readiness for that purpose; and never grease a Horse's Foot, but after a hard journey, and no other time, for grease is hurtful to the Feet of such Horses.



Section, 62.

○○○○○○○○○○

Of WOUNDS in General in the FEET.

THE Feet are liable to be wounded from several weapons, such as Nails, broken Glass-bottles, Stubs, Thorns, or the like weapons. If a Foot should be wounded from any of the above weapons, first observe to open the part with a drawing-knife to the bottom, and be careful to take all the offender out; and if a Nail or any other weapon has wounded
or

or injured the Coffin-bone, it must be opened to the Coffin, with an iron made in the half-moon form, like unto a Gouge-chifel; and with the said iron made quite hot, take as wide as a half-crown piece of the fleshy part away that lieth between the Sole-part and the Coffin-bone; in order for an Exfoliation of the Bone, before any attempts of a cure; and as for the treatment of the above, I will endeavour to set all down separately, with the method of unfolding the Foot, and how to treat the same in every respect, as follows.

For a STAB of a NAIL on the ROAD by an ACCIDENT.

If but a slight Wound, make use of the following mixture; first open the part a very little with a drawing-knife; then take Tincture of Myrrh with Aloes one ounce, and Aquafortis half an ounce mixed together for use; dab the part sparingly; then taper it with a hammer, to cause the mixture to penetrate into the Wound. The above method always answered my purpose, when, at the same time, I had a long journey to go.

For a SEVERE WOUND in the FOOT.

Where the Coffin is safe, and not injured, first open the part to the quick; then take a small pledget of Tow dipped in Oil of Turpentine, and dab the Wound; then apply the said pledget on the Wound, and lay upon that, another thick pledget of dry Tow; then on the dry pledget apply one ounce of the Digestive Green Ointment, see page 82, then heat the Ointment quite through the pledget, down to the bottom of the Wound with a hot iron of the let-iron kind, the form of which is like a poker with a flat blunt nozle: repeat the dressing every other day; and at the same time make use
of

of the following hot Stopping if occasion may require the use of it, and the pain continues great.

The HOT STOPPING.

Take Common Tar, Tallow and Horse Turpentine, of each the same quantity, made hot together in a ladle, and made into the consistence of a poultice with Wheat Bran. The Foot may be stopped up with the above after every dressing, if occasion may require; after the use of the above method, and the Wound begins to incarnate, and the pain is abated, make use of the following mixture to heal the part up.

The HEALING FOOT-MIXTURE.

Take Egyptiacum one ounce, and Red Precipitate one dram, mix the above together in a mortar; then add Spirits of Wine and Oil of Turpentine of each one ounce and Aquafortis half an ounce, all mixed together for use; dip a pledget of Tow in the above mixture and apply it on the Wound; repeat the same every other day, or as occasion may require the use of it.

For the COFFIN-BONE, when WOUNDED by an ACCIDENT with a NAIL.

First observe to open the part with the iron, as I have before directed; then treat the Wound as follows.

Take Tincture of Myrrh with Aloes one ounce, Strong Tincture of Euphorbium half an ounce, and Oil of Turpentine two drams, mixed together for use; dab the Wound with a pledget of Tow dipped in the above mixture, and apply the said pledget on the wounded Bone; then lay a thick pledget of dry Tow on the other pledget, and lay one ounce of the
Digestive

Digestive Green Ointment upon that, see page 82, then heat it well into the bottom of the Wound with a hot iron; and continue the above dressing until the Bone is exfoliated clear off the part; and stop the Foot up with the aforefaid Hot Stopping if occasion be; repeat the dressings every other day, and if the pain should continue great, make use of the following Poullice.

Take Old Lant made into the consistence of a Poullice with Wheat Bran and a very little Hogs-lard; apply the Poullice around the Foot, on a Cloth, and tie it up with a Lint around the Pastern; repeat the above Poullice once a-day, or as occasion may require the use of it; and if a severe humor should attend the Foot, you must unsole it, and then proceed as follows.

The METHOD of UNSOLING the FOOT.

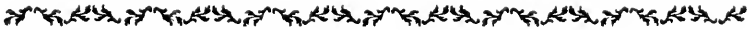
First pare the Foot underneath with a Butteris; then the pith will appear, between the sole and the husk as Nature ordained it: then take a drawing-knife and draw a groove around the Foot, and follow the pith all around from Heel to Heel; observe to draw the groove quite to the quick, and be sure to loosen the Heel-parts well; then press with your thumb on the groove or drawn-part, then you will find whether it is sufficiently weakened between the husk and the sole, and if you find the part quite at the quick, tie a Lint tight about the Pastern to stagnate the blood; then with a sharp pen-knife divide the sole from the husk, then prize up the edge of the sole quite around with a prizing-chisel; then lug the sole off gradually with the assistance of a pair of pincers; then untie the Lint and let the Foot bleed plentifully; then dress the Foot up as follows.

First dab the sole-part with Oil of Turpentine; then set on the shoe with a piece of Leather underneath it, the whole width of the Foot; then stop the Foot up underneath the Leather with Tow dipped in Oil of Turpentine; repeat the above dressing three times, once every other day; then make use as follows.


Stop the Foot up with Common Tar alone made warm; and repeat the same every fourth day, until the Foot is thoroughly grown to its former strength again. Then make use of the Healing Foot-mixture, see page 168, if occasion require the use of it.

*For a FOOT that Proves FIGGY or SPUNGY after
UNSOLING.*

First dab the Foot with Oil of Turpentine; then take Common Tar one pint, and Common Allum three ounces, in fine powder, mixed together cold for use; when used, warm the above, then stop the Foot up with the above, and repeat the same every other day, in all respects as above directed; the above method will destroy the Fig, and cause the Foot to grow firm when the Wound begins to incarnate, and the pain is abated, make use of the Healing Foot-mixture, see page 168, as it is there recommended in all respects.



Section, 63.



Of HORSES FOUNDERED in the FEET, or, CORNS in the FEET, or a SHATTERED BRITTLE FOOT.

IN the first place dress and pare the Fore-feet quite thin with a Butteris; then with a drawing-knife, dress and pare the sole-part, until the blood appears all over it; and if there should be Corns, draw them well out, and wash the sole-part with Oil of Turpentine. Then take Venice Turpentine and Marsh Mallows Ointment, of each two ounces, mixed together cold for use; then spread the sole-part of the Foot all over with the above Ointment, and lay a Bladder on the Foot; then set the shoe on the top of the Bladder, and stop the Foot up with dry Tow, upon the Bladder. Repeat the above dressing every other day, until the Foot is recovered to its former strength again; keep the Horse in a loose stable, and do not stir him out for a fortnight at least.

But if a severe pain from the effect of an injured Foot, and the Coronet seems to bulge out all around, make use as follows.

Take Oil of Origanum and the Strong Tincture of Euphorbium, of each one ounce mixed together; rub the Coronet-part all around with the above; and it will cause it to sweat and scurf much; when the scurf comes clear off, repeat the same again.

To

To make a SHATTERED BRITTLE FOOT Grow STRONG and TOUGH.

Take Oil of Amber, and Oil of Petre, of each one ounce, and Goose Oil five ounces, mixed together for use; then observe to dress and pare the Foot, until the blood appears all over the sole-part; then liquor the Foot well within and without with the above mixture; and heat it in with a hot iron, on the sole-part of the Foot; then lay a Bladder on the sole-part; and set on the shoe, and stop the Foot up with dry Hurds upon the Bladder. Repeat the above dressing in four days time, and keep the Horse in for ten or twelve days at least; then give him gentle walking exercise, until his Foot is recovered to its former strength again. Wash and dab all brittle shattered Feet, with Old Sour Lant three times a-day, and make use of no Grease but after a hard day's work, for Grease is hurtful to a brittle Foot.



Section, 64.


*Of HUMORS DROPPED into the FORE- FEET and LEGS
by Hard TRAVELLING in Hot Dry SUMMERS,
by Severity of Hard RACH-WORK.*

HORSES are very subject to Humors in their Fore-feet and Legs; especially when a Horse is full in flesh, just out of the dealer's Hands, or any other Horse in the like condition; and if a Horse of the above kind is rattled along on the road, especially when the ground is dry and hard, he will appear to the rider like a dog shook in the shoulders. First take

take the four shoes off, and tack them on again with four nails slack and easy. But should the Coronet-part appear to issue out a thin water resembling blood and seem to cleave around between the hair and the hoof from the effects of severe work, make use as follows.

Rub the Coronets of the Fore-feet, with Oil of Origanum one ounce, and Tincture of Euphorbium one ounce, mixed together for use; at the same time stop his Fore-feet up with Tar, Tallow and Horse Turpentine of each the same quantity made hot together, then make it into the consistence of a Stopping with Wheat Bran; then observe at the same time to bathe his Fore-legs and Pasterns with Spirits of Wine half a pint, Camphire two ounces, and sharp Vinegar three half pints, all mixed together for use; bathe the Sinews and Pasterns with the above mixture, then swaddle the Legs up with Flannel Rollers; and observe to bleed and give a few Pissing Balls, see page 27, and make use of a loose stable during the time of the cure.

The above applications will soon bring a Horse to rights in the above complaint. But if a Fever should appear from the violence of the pain, apply to the Section upon Fevers, see page 1, observing the directions there given, in every respect. But if the above case should prove obstinate, and the pain continue great, then the poor Creature is certain to shell his Fore-feet off, as sō, he will be rendered useles for a whole twelve months, then it will be adviseable to let him go to grafs for the whole time without shoes on, then he may be useful again and not sooner.



Section, 65.

Of a CANKER in the FEET.

THE Canker in the Feet generally proceeds from a putrified Thrush that is got to a great head, infomuch that the Canker has eaten away the hulk or horny part of the Foot, halfway up to the Coronet and also at the same time has spread all over the sole-part.

First pare and dress the Foot, and cut all the rotten part away with a Butteris and a drawing-knife; then wash the cankered part with the following sharp Water; then touch the rankest part of the Canker with a feather dipped in Spirit of Common Salt, or Butter of Antimony; then stop all the hollow crevices up tight with small pledgets of Tow dipped in the following Canker Ointment; and wedge them very tight into all the hollow parts and crevices; then tie a Cloth on with Fillets or strong Rollers to keep the dressings on, as a Foot of this kind will not admit of a shoe; repeat the above dressings once a-day; and at the same time bleed, and give a strong course of Pissing Balls, see page 27, and repeat them according as they operate.

The SHARP WATER for the CANKER.

Take Verdigrease, Roman Vitriol, and Roch Allum, of each one ounce, made into fine powder; boil the above in one quart of strong Verjuice; then for use.

The

The CANKER-OINTMENT.

Take Honey one pound, Verdigrease two ounces, made into fine powder, Spirit of Common Salt one ounce, and Sublimate Mercury three drams, in fine powder, all mixed together in a mortar cold; then for use; and at the same time touch the rankest part of the Canker with Butter of Antimony, or Spirit of Common Salt sparingly with a feather, if occasion may require the use of it.



Section, 66.



Of GENERAL RULES Concerning GREASING and STOPPING HORSES' FEET, and the Error of GREASING FEET too often.

GROOMS and other men in the care of Horses, when they have a Horse with tender Feet, they will hold it best to grease and stop them up every night, which is a great error; for by such practice the Feet are brought as soft as a Puff-ball, and so tender that they are not able to tread on the best of exercise, much more unable to travel or hunt; nor is Grease proper for the Feet at any time, except the night after a hard day's work, such as after a sweat or hunting, travelling, &c. or when the roads are very dry and hard; then grease the Feet and stop them up with their own Muck, when it drops warm from them; and at no other times to make use of Greasing and Stopping; except the Foot has met with a Wound or some other injury; then it must be treated as
 symptoms

fymptoms require; or when a Horfe has to ftand a long time in the ftable, from an accident or lamenefs; then it would be proper to keep his Feet greafed and ftopped up with hot Stopping; a Horfe's Feet were never meant to be kept foft with Greafe and hot Stopping; but however I will endeavour to explain a better method which is as follows; and they, who will make a trial of the following method for two months, will perceive the Feet to grow tough and firm, and able for bufinefs. Obferve to keep in the ftable in readinefs, a two-gallon pot full of Old Lant; then wash the Feet with the faid Lant within and without, three times a-day; and if the Feet are extraordinary bad, wash and dab them with the Lant, fix or eight times in the fpace of one day; the above method is much fuperior to greafing of Feet, in every refpect; but when you make ufe of cold Stopping it may be as follows.

Take Horfe Muck whilft warm and old Lant, mix them together in a Stopping-box for ufe. When you mean to ufe cold Stopping, make ufe of the above, and no other fort whatever. But if there fhould be occafion for hot Stopping for a Foot when wounded, make ufe of the following.

Take Tar, Tallow, and Horfe Turpentine, of each the fame quantity made hot together, then make it into the confiffence of a Stopping with Wheat Bran; then for ufe; make ufe of the above as occafion may require.

The above Stopping is proper for a Wound or bruife in the Foot and to be made ufe of at no other times whatever.



APPENDIX.

SOME USEFUL AND WELL-PROVED

RECEIPTS,

FOR

COWS AND BEASTS.

For a HASKING CALF or COW.

TAKE Old Sour Lant one quart, and give it as a drink for nine mornings together for a Calf; and if for a Cow or Bullock give two quarts of Lant every morning fasting, for nine mornings together, first take blood.

For a COW or BEAST that makes BLOODY WATER.

Take Watergruel two quarts, Oil of Turpentine two ounces, Bole Armoniac two ounces and Electuary of Vitriol one meat-spoonful for one dose; to be repeated every other day, and three doses to be given.

For a COW that makes BLOODY WATER.

Take Skim-milk one quart, Common Salt one pint, the Juice of Nettles half a pint, and mix them all together cold for one drink; to be repeated every other day, give three drinks.

T t

For

For a COW or BEAST that makes BLOODY or BLACK WATER.

Take a large handful of the Roots of White Briney; clean them and flice them, and pound them in a mortar; then boil them in two quarts of Sweet Milk, and give it as a drink; repeat the same for three mornings together.

For a SCOURING COW.

Take a double handful of the tender Twigs of Oak-bark, and boil it in two quarts of Water until it consumes to one quart; then add to the strained decoction, Diascordium two ounces, Roch Allum one ounce, and Bole Armoniac two ounces all in fine powder, and mix the whole together for one dose; give three doses, one every other day, and keep short of Water.

For a SCOURING COW.

Take Skim-milk half a pint, Verjuice half a pint, Roch Allum one ounce and a half and Bole Armoniac two ounces in fine powder, mix these all together cold for one dose; to be given every other day, give three doses

For a SCOURING COW.

Take a moderate sized sheet of strong brown packing Paper, dip it in Ale and pound it in a mortar all to pulp, then add a quart of Ale to the above, and warm the whole and give it as a drink; to be repeated for three days together.

For a COW that has LICKED UP some VENOMOUS ANIMAL, or is OVERGORGED with CLOVER-GRASS.

First bleed, then take Castile Soap two ounces, and Sirup of Marsh Mallows three ounces; let these be mixed together, and dissolved in a pint of warm Ale and given as a drink; then

then walk the Cow about very gently, and it will soon cause her to empty herself plentifully.

To Cause a COW to CLEANSE after CALVING.

Take Birthwort two ounces, Bay-berries two ounces, Myrrh one ounce, and Spermaceiti two ounces; let the above be mixed together in fine powder and divided for two drinks; to be given in a quart of Ale, for two mornings together.

An OINTMENT for SORE DUGS.

Take Primrose Leaves and Flowers, Foxglove Leaves and Flowers, Plantane, Allheal, and Chickweed, of each a full handful, pound the above Herbs together to a pulp, in a mortar, then add two or three pounds of Butter without Salt, then simmer the above together over a slow fire for half an hour; then strained and prest for use; smear the Dugs after milking night and morning. The above Ointment is cooling and healing.

For a Fresh GARGET in the UDDER.

Take a full pint of Common Salt and fry it in a frying-pan, to a Blackness, then pour the Salt into a quart of cold Water, and stir it well, then give it to the Beast. Repeat the above for three or four mornings together; first bleed plentifully. The symptoms of the above at first, are a quaking and shivering

For a Severe GARGET in a COW's UDDER.

First bleed plentifully, then make a Fomentation of the Grounds of Beer, and all the Emolient Herbs that can be got, and foment the Udder, and after each Fomentation rub the Udder with the following Ointment.

Take

Take Flanders Oil of Bays one pound, Goose Oil and Oil of Turpentine of each half a pint, Linseed Oil one pint, Spirits of Wine strongly camphorated four ounces, the Ointment of Elder and Mallows, and the Ointment of Populion of each six ounces, and Laurel-leaves a large double handful bruised; boil the whole together and strain it for use, stirring it until cold; if the above doth not answer a cure, cut a hole in one or all the four quarters of the Udder, then thrust into each hole a piece of Black Hellebore, and then a piece of Bacon dipped in Tar; these means will throw out a core, and with the help of the above Ointment will cause a cure.

For the FOULS in a COW's CLAW.

First cleanse the part well with a hair-rope, then dress the part with a feather dipped in Spirits of Common Salt, then lay to the part a pledget of dry Tow and tie it on with a cloth; keep the Beast in a dry house for two days.

For a COW FALLING after CALVING.

Take French Brandy one pint, and White Wine three half pints mixed together, rub her loins well with half a pint of the above mixture, then lay a Blanket in four doubles on her Loins and rub it with a panful of Hot Coals for half an hour, then give the remainder of the mixture as a drink adding to it, Long Pepper one ounce, and Grains of Paradise in powder one ounce, then cover her well with Blankets; the above will sweat her much, keep her close covered and give her nothing until such time she gets up of her own accord; then keep her warm and give her all comfortable things.

To STOP a COW from CASTING CALF.

Take Crude Antimony one ounce in fine powder, Bole Armoniac two ounces in powder, and Wood-ashes a full single handful;

handful; boil the above in one quart of Beef Brine, then add Oil of Turpentine one ounce and mix the whole together, and stir it well with a spoon. Then bleed the Cow, and while she is bleeding, bathe and rub her Loins with the above, and let it be rubbed on well with a man on each side of her. The above is for one Cow, so according to the number you mean to dress you must have the same quantity for each.

For the YELLOWS on a COW.

Take Skim-milk one quart, and Strong Beer one pint; let them be boiled together and strained, then add to the Poffet, Castile Soap one ounce and a half, Turmeric two ounces, and Saffron one dram, chopped small and mixed all together for one drink. Give three drinks, one every other morning, first bleed the Cow.

A DRINK for a WEAKNESS and a WASTE.

Take Plantane, Knot-grafs, Wormwood, Salendine and Rue, of each a small handful, and boil them in two quarts of Ale, then strain and press the Herbs out well, and add Diapente one ounce, Grains of Paradise half an ounce, Anniseed and Carraway of each one ounce; to be given for one drink and repeated every other day.

For a COW that is MAW-BOUND or COSTIVE.

Take Castile Soap, and Sirup of Marsh Mallows, of each two ounces mixed together in a mortar; dissolve the above in two quarts of Sweet Whey, and add Lenitive Electuary two ounces, Common Treacle one pound, Goose Oil one pint, and Jalap in powder four drams; make the whole warm together and give it for one drink, and let it be worked off with Watergruel.

For a COW that is MAW-BOUND or COSTIVE.

Take Glauber's Salts three ounces, Lenitive Electuary three ounces, Cream of Tartar two ounces, Salt of Tartar three drams, Jalap four drams, Common Treacle one pound, Goose Oil one pint. Give the above for one drink; in three pints of Sweet Whey, and work it off with Watergruel; to be given with a horn.

For the BLAIN.

Take Blood as soon as possible, then immediately mix Common Salt two single handfuls, with Sour Lant two quarts, and give it as a drink; then rake the Beast behind, and if there are any blood bladders in the Fundament-part up to the Loin-part, break them gently with your fingers' ends.


For the MOOR-EVIL.

The symptoms of the above are a great sickness, and the Cow will make bloody Water and red Milk: take a red Herring or a small piece of dry hung Beef, and pound it in powder, then add Flour of Mustard three ounces, the fine Flour from a Tanner's Mill three ounces, Wood Charcoal in fine powder three ounces, and British Oil six pennyworth, let these be mixed all together and given in two quarts of warm Ale for one drink; one drink will perform the cure; observe not to bleed in the above case.

For the BUSTION FOULS in a COW's CLAW.

Take White Lily Roots, Wormwood, and Plantane, of each a small handful, and bruise them in a mortar, then add as much rusty Bacon as will form the whole into a stiff ball and apply it to the Claw with a Cloth tied round it. Repeat the
same,

fame, once a-day until the part is burft open, then drefs it with Common Salt and Soft Soap, of each an equal quantity, mixed together, and tied to the part with a strong Cloth. The above, being repeated will fuck and heal it firm.



THE
CONCLUSION.



Having had Experience in Farriery, in the Services of the best of Masters for several Years past, and even still continue my Practice; I therefore thought proper by the Desire of my Friends, to set the whole of this Work in as plain and easy a Manner to the Reader as possible, insomuch that no Man that is a Groom can make the least Mistake.

I think it my Duty to my Friends and Gentlemen, and the whole World, to explain the Whole, in so perfect a Manner, as to be understood by all of those Gentlemen who have any Idea in Farriery.

And in Time to come, when I am no more, there will without a Doubt be some pretending Persons, who will reflect or rail against this Work without a Cause; but I do assure my Friends and Gentlemen,

lemen, that upon Trial of this Work, they will find every Section to answer in all Respects as I have stated the Case therein.

I could have swelled this Work much larger; but my chief Study was to insert all that lay in my Power, of what is most useful and necessary, throughout the whole Work.


And it may be well assured that I have used my best Endeavours to render the Whole as intelligible as possible, and flatter myself, the Reader will be so candid as to excuse any Error or Omission that may occur to him in the Perusal of this Work.

Honorable Gentlemen, I have no more to add, but that I hope to be esteemed,

Your sincere humble Servant and Wellwisher,

William Griffiths.





THE
I N D E X.

Section.	Page.
1. OF the Pulse of a Horse, and Fevers in General,	I
2. Of Staggers and Convulsions,	6
3. Of Yellows or Jaundice	10
4. Of Clysters of Various Sorts,	12
5. Of Purging Physic of Various Sorts,	15
6. Of Alterative Purges,	21
7. Of Alterative Balls,	23
8. Of Pissing Balls and Drinks,	26
9. Of Cordial Balls and Cordial Drinks of Various Sorts,	28
10. Of Balls and Drinks to relieve Old Coughs and Phthifics,	32
11. Of a Rattling and Stoppage in the Head,	35
12. Of Drinks to promote Perspiration,	37
13. Of Drinks for Sudden Accidents,	38
14. Of Body Strains,	39
15. Of a Lax or Scouring,	40
16. Of the Colic or Gripes,	43
17. Of the Pleurisy and Inflammation of the Lungs,	47
18. Of Hurts in the Kidneys, and Gravel in the Parts therefore,	49
19. Of a Diabetes or overflowing of the Urine,	51
20. Of the Strangles and Distemper.	52
21. Of Bots and Worms,	56
22. Of Broken-winded Horses,	60
23. Of Surfeits in General,	66
24. Of Farcies in General,	68
25. Of a Horse or Cow that has Licked up some Venomous Animal,	74
26. Of Glandered Horses,	75
27. Of a Horse burnt by a Mare,	78
28. Of the Anticor,	80
29. Of Wounds in General,	81
30. Of Ulcers in General or Swelling Tumors,	88
31. Of Inflammations and Mortifications,	92
X	32. Of

I N D E X.

32.	Of Wrenches or Strains in the Back or Loins,	—	—	95
33.	Of the Scab or Mange,	—	—	96
34.	Of Lice and Vermine,	—	—	98
35.	Of Fresh Crushes from the Saddle,	—	—	99
36.	Of Diseases of the Eyes,	—	—	100
37.	Of the Vives,	—	—	103
38.	Of Bad Necks and Veins after Bleeding,	—	—	105
39.	Of a Canker in the Mouth and Tail,	—	—	107
40.	Of Blisters of Various Sorts,	—	—	108
41.	Of Charges,	—	—	112
42.	Of the Poll-evil and Fistula,	—	—	113
43.	Of Lampas and Wolves Teeth and Flaps in the Mouth,	—	—	118
44.	Of Ornaments in General,	—	—	119
45.	Of Lameness, Strains or Bruises in the Shoulder, Whirlbone, &c.	—	—	124
46.	Of Bowel-galls,	—	—	133
47.	Of Mallenders and Sellanders,	—	—	134
48.	Of Splents and Curbs,	—	—	136
49.	Of Bone-spavins or Ringbones,	—	—	139
50.	Of Blood or Bog-spavins,	—	—	142
51.	Of Strains in the Back Sinews,	—	—	144
52.	Of Strains in the Pastern or Coffin-joint,	—	—	148
53.	Of Fractures or Broken Bones,	—	—	150
54.	Of Grapy Heels.	—	—	151
55.	Of the Grease,	—	—	152
56.	Of Heel-ointment,	—	—	154
57.	Of a Cancerous Humor on the Legs and Heels,	—	—	156
58.	Of Quitter-bones,	—	—	157
59.	Of Over-reaches or Fresh Stabs on the Coronet-part of the Foot,	—	—	161
60.	Of Sand-cracks,	—	—	162
61.	Of Running Thrushes in the Frog of the Foot,	—	—	165
62.	Of Wounds in General in the Feet,	—	—	166
63.	Of Horses Foundered in the Feet, or Corns in the Feet, &c.	—	—	171
64.	Of Humors dropped into the Fore-feet and Legs, &c.	—	—	172
65.	Of a Canker in the Feet,	—	—	174
66.	Of general Rules concerning Greasing and Stopping Horse's Feet,	—	—	175
	An Appendix of Receipts for Cows and Beasts,	—	—	177





AN
ALPHABETICAL LIST,
 OF THE
RECEIPTS.

			Page.
A.			
ALTERATIVE Purges, _____	_____	_____	21, 22
Alterative Balls, _____	_____	_____	23, 24
Alterative Mercurial Ball, _____	_____	_____	25
Alterative for a Lameness, _____	_____	_____	25
Anodyne Balsam, _____	_____	_____	32
Anticor, _____	_____	_____	80
B.			
Body Strains, _____	_____	_____	39, 40
Bots and Worms, _____	_____	_____	56, 57, 58, 59
Broken-winded, _____	_____	_____	60, 61, 62, 63, 64, 65
Burnt by a Mare, _____	_____	_____	78, 79
Bleeding at the Nose and Stomach, to stop, _____	_____	_____	81
Blood in any Part, to stop, _____	_____	_____	82
Blood from a Wound, to stop, _____	_____	_____	82
Basilicon Yellow, _____	_____	_____	83
Balsam Friars, to make _____	_____	_____	84
Bone to Exfoliate, _____	_____	_____	85, 91
Back or Loins, Strains in, _____	_____	_____	95
Back, crushed by a Saddle, _____	_____	_____	99, 100
Bleeding, Bad Necks after, _____	_____	_____	105, 106
Blisters of various Sorts, _____	_____	_____	108
_____ Mild, _____	_____	_____	108
_____ Vitriol, _____	_____	_____	109
_____ Strong for a Let-down Sinew, _____	_____	_____	109
_____ after Firing, _____	_____	_____	109
_____ Shoulder Strain, _____	_____	_____	110
_____ Strong Liquid, _____	_____	_____	110
_____ for a Bone Spavin, _____	_____	_____	110
Brine Embrocation for Strains, _____	_____	_____	127
			Bang

AN ALPHABETICAL LIST, &c.

Bang on any Part,	129, 131
Butterton's Water, to make,	129
Black Oils for old Strains,	130
Bowel Galls,	133, 134
Bone Spavin or Ringbones,	139
Blood or Bog Spavin,	142
Bog Spavin,	142
Bones Broken,	150
Brittle Feet,	171
Bloody Water, for a Cow that makes,	177, 178
Blain, for a Cow that has,	182
C.	
Clysters, of various Sorts,	12
_____ Comfortable,	13
_____ in a Fever,	13
_____ for a Foal,	13
_____ the Colic,	13
_____ if Costive,	14
_____ for an Inflammation in the Bowels,	14
_____ Astringent,	14
Colds,	28
Cordial Balls and Drinks,	28
_____ Braken's Ball,	28
_____ for fresh taken Colds,	28
_____ Drink for a Cold,	29
_____ Drink for a tired Horse	29, 30
_____ Drink, a scouring thriving	30
_____ Balls for Aguish Disorders,	30
_____ Drink for a lost Appetite,	31
_____ Drink, Aromatic Herbs,	31
_____ Drink, to cause an Appetite,	31
Coughs and Phthifics,	32, 33, 34
Colic or Gripes,	43, 44, 45, 46, 47
Core, to throw out,	91
Cautic Paper,	91
Cruelles, by Saddle,	99, 100
Canker in the Mouth and Tail,	107
Charges,	112, 113
Cropping Ears,	120
Curbs and Splents,	136, 137, 138
Coffin-joint, strained,	148, 149
Cancerous Humor on the Legs or Heels,	156
Coffin Bone, wounded,	168
	Corns

AN ALPHABETICAL LIST, &c.

Corns in the Feet,	_____	_____	171
Canker in the Feet,	_____	_____	174
Cleanse after Calving, to cause,	_____	_____	179
Castrating Calf, to stop a Cow,	_____	_____	180
Costive, a Cow that is,	_____	_____	181, 182
D.			
Drink, Tar Water,	_____	_____	36
Diabetes, or Overflowing of the Urine.	_____	_____	51
Distemper and Strangles,	_____	_____	52, 53, 54, 55
Digestive Green Ointment,	_____	_____	82
Drying Powder,	_____	_____	85
E.			
Exfoliate a Bone,	_____	_____	85, 91
Egyptiacum, to make,	_____	_____	90
Eyes, Diseases in,	_____	_____	100
— Inflamed Humor in,	_____	_____	101
— Water for,	_____	_____	101
— Wounds in,	_____	_____	101
— Vegeto Mineral Water for,	_____	_____	102
— Film or Speck on,	_____	_____	102
— Bruised,	_____	_____	103
Ears, to set,	_____	_____	120
Ears, to crop,	_____	_____	120
Elbow, the Symptoms of Lameness in,	_____	_____	125
Embrocations for Strains,	_____	_____	126, 127
Excrescences, hard,	_____	_____	138
F.			
Fevers in General,	_____	_____	1
— a Mild Clyster in,	_____	_____	2
— a Drink for,	_____	_____	2
— an Intermitting Compound,	_____	_____	3
— Genuine Ball for,	_____	_____	3
— Intermitting,	_____	_____	3
— in the Recovery of,	_____	_____	4
— to promote Urine in,	_____	_____	4
— if Costive in,	_____	_____	4
— in the Recovery,	_____	_____	4
— Food, proper to be given,	_____	_____	5
— Clyster in,	_____	_____	13
— Malignant and Pestilent,	_____	_____	37
Fungous or Proud Flesh to destroy,	_____	_____	54, 84, 86, 91
Farcies in General,	_____	_____	68, 69, 70, 71, 72, 73
Fomentation for Wounds,	_____	_____	83, 90
Y y		Fomentation	

AN ALPHABETICAL LIST, &c.

Fomentation to disperse a Swelling,	—	84
Friars Balsam, to make,	—	84
Firing Blister, after,	—	109
Fistula and Poll-evil,	—	113
Flaps,	—	118, 119
Firing,	—	123
Foot, the Symptoms of Lameness in,	—	124
Fractures or Broken Bones,	—	150
Feet, Wounds in,	—	166, 167, 168, 169, 170
Foundered in the Feet,	—	171
Feet, Brittle,	—	171
Feet, Humors in,	—	172
Feet, Canker in,	—	174, 175
Fouls in a Cow's Claw,	—	180, 182
Falling after Calving,	—	180
G.		
Gripes or Colic,	—	43, 44, 45, 46, 47
Gravel in the Kidneys,	—	49
Glandered Horses,	—	75, 76, 77
Galled Shoulders,	—	86
Gelding,	—	122
Gall Embrocation for Strains,	—	127
Grapy Heels,	—	151
Grease,	—	152, 153, 154
Greasing and Stopping Feet,	—	176
Garget in a Cow's Udder,	—	179
H.		
Hiera Picra Spices Purge,	—	18
Head, rattling in,	—	35
Horse Burnt by a Mare,	—	78, 79
Hair, to cause to grow on fresh healed Wounds,	—	87
Hough, the Symptoms of Lameness in,	—	125
Hip, the Symptoms of Lameness in,	—	126
Hard Excrecences,	—	138
Hough, Sinus on,	—	143
Heels, Grapy,	—	151
Heel Ointments,	—	154, 155, 156
Heels, Cancerous Humors in,	—	156
Heels burnt in the Lime,	—	156
Humors in the Legs and Feet,	—	172
Haking Cow or Calf,	—	177
I.		
Jaundice or Yellows, the Cause and Symptoms of,	—	10 Jaundice

AN ALPHABETICAL LIST, &c.

Jaundice, Drink for, _____	11
_____ Balls for, _____	11
_____ Drink for, _____	11
_____ Balls for when Obstinate, _____	11
_____ Balls for, _____	12
Inflamed Bowels, Clyfter for, _____	14
Inflamed Bowels, Purge for, _____	19
Inflammation of the Lungs, _____	47
Jaw-Pifs, _____	51, 52
Joint Water, to Stop, _____	86
Inflammations and Mortifications, _____	92
Inflammation, a Fomentation for, _____	93
_____ Embrocation for, _____	94
_____ Vegeto Mineral Water, _____	94
K.	
Kidneys, Hurts in, _____	49, 50
_____ Gravel in, _____	49
Knee, Broken or Cut, _____	87, 90
Knee, Broken to caufe Hair to grow on, _____	87
Knee, the Symptoms of Lameness in, _____	125
L.	
Lax or Scouring, _____	40, 41, 42, 43
Lungs, Inflammation in, _____	47, 48
_____ Pleurify in, _____	47, 48
Loins or Back, Strains in, _____	95
Lice and Vermine, _____	98, 99
Lampas, _____	118, 119
Lameness, Symptoms of in all Parts, _____	124
Legs, Cancerous Humor in, _____	156
Legs, Humors in, _____	172
M.	
Molten Greafe, a Purge for, _____	19
Matthew's Pill, _____	35
Mare, to take off her Pride, _____	79
Mare, to make her stand to Horfe, _____	79
Myrrh Tincture of, to make, _____	85
Mortifications and Inflammations, _____	92
Mortification to stop, _____	94
Mange or Scab, _____	96, 97
Mouth, Canker in, _____	107
Mallenders and Sellanders, _____	134, 135
Maw-bound, a Cow that is, _____	181, 182
Moor-evil, for a Cow that has, _____	182
	Necks,

AN ALPHABETICAL LIST, &c.

N.			
Necks, bad after Bleeding,	_____	_____	105, 106
Nicking Tail,	_____	_____	122
O.			
Overgorged with Clover, &c.	_____	_____	74, 178
Ointment, Green Digestive,	_____	_____	82
Ointment, a Healing Cleansing,	_____	_____	83
Ointment, Red Digestive,	_____	_____	89
Ointment, Strong Red Digestive,	_____	_____	89
Ornaments in General,	_____	_____	119
Opodeldoc, to make,	_____	_____	132
Ointments for the Heels,	_____	_____	154, 155, 156
Over-reaches,	_____	_____	161, 162
Ointment for Cows fore Dugs,	_____	_____	179
P.			
Pulse,	_____	_____	1
Phyfic of various Sorts,	_____	_____	15
_____ Gentle Mild Purge,	_____	_____	15
_____ Gentle Mild Purge,	_____	_____	16
_____ Ditto, Ditto,	_____	_____	17
_____ Strong safe Purge,	_____	_____	17
_____ at Grafs,	_____	_____	18
_____ the Hiera Picra Spices,	_____	_____	18
_____ after a Sweat,	_____	_____	18
_____ for the Molten Grease,	_____	_____	19
_____ for an Inflamed Bowel,	_____	_____	19
_____ Mercurial Method of giving,	_____	_____	20
_____ for a Lax or Scouring,	_____	_____	20
Pissing Balls and Drinks,	_____	_____	26, 27
Perpiration, Drink to promote,	_____	_____	37
Pleurify and Inflammation of the Lungs,	_____	_____	47
Proud Flesh, to destroy,	_____	_____	54, 84, 86, 91
Pride, to take a Mare off,	_____	_____	79
Poll-evil,	_____	_____	113, 114, 115, 116, 117
Pain after Lameness,	_____	_____	132
Pastern strained,	_____	_____	148
Q.			
Quitter Bones,	_____	_____	157, 158, 159, 160
R.			
Rattling in the Head,	_____	_____	35
Running at the Nose,	_____	_____	35
Ringbones,	_____	_____	139, 140
Running Thrushes,	_____	_____	165, 166
			Staggers,

AN ALPHABETICAL LIST, &c.

Staggers, the Cause and Symptoms of,	6
—— Draught for,	6
—— Clyster for,	7
—— Cooling Purge for,	7
—— Easy Purge for,	7
—— Ball for,	8
—— PASTE for,	8
—— Proper food to be given,	9
—— For a wild Fit,	9
—— Clyster for,	12
Sweat, a Purge after,	18
Scouring, a Purge Afringent for,	20
Sweat, a Drink to promote,	37
Staggers, Tincture for,	37
Sudden Accidents, Drink for,	38
Strains, Body,	39
Scouring or Lax,	40, 41, 42
Strangles and Distemper,	52, 53, 54, 55
Surfeits in general,	66, 67, 68
Swelling, a Fomentation to disperse,	84
Shoulders, Galled,	86
Swelling Tumors in general,	88
—— Poultice to ripen,	88, 89
Strains in the Back or Loins,	95
Saddle Crushes,	99, 100
Sinew Let-down, Blister for,	109
Shoulder Strain, Blister for,	110
Spavin, Blister for,	110, 111
Star, to make,	121
Setting a Tail,	122
Shoulder, the Symptoms of Lameness in,	125
Stifle, the Symptoms of Lameness in,	125
Strains fresh, Embrocation for,	126
Shoulder Strained,	128
Stifle Strained,	128
Strains, Old,	130, 131
Soap Embrocation,	132
Splents and Curbs,	136, 137, 138, 139
Spavins,	139, 140, 141
Sinews, Strained,	144, 145, 146, 147
Sand-cracks,	162, 163, 164
Stopping, Hot,	168
Stopping and Greasing Feet,	175, 176
* *	Scouring

AN ALPHABETICAL LIST, &c.

Scouring Cow, _____	178
Sore Dugs, Ointment for, _____	179
T.	
Tar-Water Drink, _____	36
Thick Winded Horses, Purge for, _____	62
Tincture of Myrrh, to make, _____	85
Tumour and Swellings in general, _____	88
Tail, Canker in, _____	107
Tail, to Set, _____	122
U.	
Urine, overflowing of, _____	51, 52
Ulcer, Healing and Drying Powder for, _____	85
Ulcers in general, _____	88
—— Poultice to Ripen, _____	88, 89
—— Foul, to Cleanse, _____	91
Unfolding, method of, _____	169
Udder, Garget in, _____	179
V.	
Venomous Animal Licked, _____	74, 178
Vegeto Mineral Water, _____	94
Vermine and Lice, _____	98, 99
Vives, _____	103, 104
W.	
Wheefing in the Stomach, _____	36
—— Nose Drink for, _____	36
Worms and Bots, _____	56, 57 58, 59
Wind Broken or Thick, _____	60, 61, 62, 63, 64, 65
Wounds in general, _____	81, 82, 83, 84, 85, 86, 87
—— Fomentation for, _____	83
—— Healing and Drying Powder for, _____	85
Wolves Teeth, _____	118, 119
Whirlbone, the Symptoms of Lameness in, _____	126
Wounds in the Feet, _____	166
Weakness, a Drink for a Cow, _____	181
Y.	
Yellows or Jaundice, _____	10
Yellows in a Cow, _____	181



A LIST

OF THE

SUBSCRIBERS.



SIR WATKIN WILLIAMS WYNN, BART. WYNNSTAY.
 EARL GROSVENOR, EATON-HALL.
 LORD BELGRAVE, Ditto.
 SIR ROBERT VAUGHAN, 2 Copies.
 SIR THOMAS HANMER, BETTISFIELD.
 LORD WARWICK, WARWICKSHIRE.
 LORD BAGOT, BLIGHFIELD.



<p style="text-align: center;">A.</p> <p>Mr. Ellis Allington, Berfe.</p> <p>Mr. Adams, Paper-maker, Hanmer.</p>	<p>Mr. John Bafter, Sealand.</p> <p>Mr. Thomas Birch, Grocer, Ellemere.</p>
<p style="text-align: center;">B.</p> <p>Ambrose Brooks, Esq. Edge.</p> <p>Henry Ellis Botes, Esq. Pen y lan.</p> <p>——— Burgany, Esq.</p> <p>Mr. Bowen, Ofwestry.</p> <p>Mr. Price Bythell.</p> <p>Mr. Bowen, Sontley.</p> <p>Mr. Benion, Chalton.</p> <p>Mr. James Boydell, Trevallyn.</p> <p>Mr. William Boydell, Ditto.</p> <p>Mr. Joseph Boydell, Roffet Green.</p> <p>Mr. Boot, Monsley.</p> <p>Mr. William Bradshaw, Newton.</p>	<p>Mr. Beale Blackwell, King-street, Clerkenwell, London.</p> <p>Mr. Barker, Erbistock-hall.</p> <p>Mr. Barker, Kiddington Green.</p> <p>Mr. Thomas Birchall, Groom to Salisbury Vaughan, Esq.</p> <p>Mr. Thomas Billinge, Pemberton, near Wigan, Lancashire.</p> <p>Mr. Benion, Old Sontley.</p>
	<p style="text-align: center;">C.</p> <p>Thomas Cuming, Esq. Brynypys.</p> <p>Thomas Cafe, Esq. 2 Copies.</p> <p>——— Clark, Esq. Cholmondley.</p>

S U B S C R I B E R S.

Mr. John Croxton, Ofweftry.
 Mr. Richard Croxton, Ditto.
 Mr. Clay, Farrier, Wem.
 Mr. Thomas Crewe, Marchwiel.
 Mr. Henry Cheney, Penbedw.
 Mr. Charles Cheatham, Marchwiel.
 Colonel Cholmondley, Vale Royal.

D.

William Davenport, Esq. Chester.
 Rev. Mr. Dixon, Felton.
 Rev. Mr. W. Davies, Whittington.
 Mr. Daniel Dean, Groom at Aston.
 Mr. Thomas Dale, Saddler, Ofweftry.
 Mr. Thomas Darricote, Chester.
 Mr. Thomas Davies, Trewilian.

E.

John Evans, Esq. Gardden, near Ruabon.
 Mr. Samuel Evans, Bryn yr owen.
 Mr. Edwards, Stanfyt.

F.

Phillip Fletcher, Esq. Gwernhaid.
 Mr. Richard Francis, Vicarage, Ruabon.
 Mr. Thomas Fallows, Booth-hall, near Cheadley.
 Mr. Samuel Edwards, Groom, to Edward Faulkner, Esq. Fairfield, Lancashire.
 Mr. Edward Francis, Ostler at the Eagles, Wrexham,

G.

John Griffith, Esq. Holt-street, Wrexham.

Mr. Edward Griffiths, Coachman, Ofweftry.
 Mr. Willam Grice, Newton, Cheffire, 2 Copies.
 Mr. Thomas Griffiths, Penley.

H.

—— Humberston, Esq. Gwerfyllt.
 Owen Hornsby, Esq. Porkington.
 John Humphreys, Esq. Llwyn.
 Mr. Richard Hanson, Plaspower.
 Mr. Nathaniel Harris, Halkin.
 Mr. Thomas Hughes, Plasnewydd.
 Mr. Humphrey Hughes, Allthray.
 Mr. Roger Hughes, Porkington.
 Mr. Corbet Harris, Corwen.
 Mr. Roger Hughes, Allthray.
 Mr. Edward Harries, Shrewsbury.
 Mr. John Hows, Chudleigh, Devonshire.

I.

John Jones, Esq. Pen-ŷ-bryn.
 Richard Jones, Esq. Bellon Place.
 Lewis Jones, Esq. Attorney, Ofweftry.
 Randle Jones, Esq. New-hall.
 Mr. William Jackson, Farrier, Hammer.
 Mr. Jones, Lightwood-hall.
 Mr. W. Jones, Ironmaster, Gardden.
 Mr. John ——, Groom at Halfon.
 Mr. John Jackson, Roden's Hall, Is ŷ Coed.
 Mr. David Jones, Llanfyllin.
 Mr. Edward Jones, Borrass-hall.
 Mr. Thomas Jones, Flaxdresser, Wrexham.

S U B S C R I B E R S.

- Mr. John Jeffreys, at Mrs. Lloyd's,
Mold.
- Mr. Thomas Jackson, Wynnflay.
- Mr. Jackson, Plâspower.
- Mr. Nathaniel Jones, Havodunos.
- Mr. Hampton Jones.
- Mr. Jones, Coed y Glŷn
K.
- John Kynafton, Esq. Hardwick.
- Mr. Trim Kent, Sandford.
L.
- John Lloyd, Esq. Havodunos.
- Peter Lloyd, Esq. Is y Coed.
- John Leeche, Esq. Stretton.
- William Leeche, Esq. Carden.
- Robert Lloyd, Esq. Swanhill.
- Trevor Lloyd, Esq. Trevor-hall.
- William Lloyd, Esq. Plâspower.
- Edward Lloyd, Esq. Pen-y-lan.
- Rev. John Robert Lloyd, Afton.
- Mrs. Lloyd, Havodunos.
- Miss Lloyd, Ditto.
- Mr. John Lloyd, Hoole.
- Mr. John Leigh, Steward, Hard-
wick.
- Mr. John Lloyd, Accrevair.
- Mr. John Lloyd, Holywell.
- Mr. Thomas Lovett, Chirk.
- Mr. Leicester.
M.
- Richard Myddelton, Esq. Chirk
Castle.
- John Mytton, Esq. Halfon.
- Mr. William Mytton, Rochdale,
Lancathire.
- T. Trevor Mathers, Trevor-hall.
- Mr. John Marfden, Groom to the
Duke of Bedford.
- Mr. John Manlove, Ternhill.
- Mr. Edward Meafon.
- Mr. John Manlove, Hampton.
- Mr. George Miller, Groom to Richard
Myddelton, Esq.
- Mr. Samuel Morgan, Coachman, to
Mrs. Pulefton, Wrexham.
- Mr. William Morris, Plas yn y Pentre.
N.
- Mr. Nickfon, the Stocks,
- Mr. Robert Nickfon, Halghton.
- Mr. Richard Nickfon, Agdon.
- Mr. Robert Newell, Chester.
P.
- Richard Pulefton, Esq. Emral.
- Pennant, Esq. Rosehill.
- Rev. Mr. Price, Chirk.
- Rev. Mr. Potter, Soughton.
- Rev. Mr. Parks, Hanmer.
- Dr. Phillips, Malpas.
- Mr. Thomas Poole, Eyton.
- Mr. John Pertham, Groom at Emral.
- The Coachman, at Ditto,
- Mr. Poyfer, Worthenbury.
- John Price, Newton.
- Davies, Farrier and Blacksmith,
Ellefmere.
- Samuel Price, Horsley.
- Ellis Parry, Is y Coed.
- John Pearfon, Ditto.
- John Page, Bakhampstead.
- Joseph Payton, Hawkfton.

S U B S C R I B E R S .

Mrs. Jane Parks, Llangollen.

R.

- Owen Roberts, Esq. Wem.
 Counsellor Richards, London,
 Mr. Edward Rees, Ofweftry.
 — Watkin Rees, Rhos Llany-
 chrygog.
 — Wm. Roberts, Caroline Wharf,
 Rotherhithe, Surry.
 — Thomas Rowland, Corwen.
 — Sam. Read, Conway, 2 Copies.
 — Thomas Roberts, Borrash-head.
 — Wm. Roberts, Gerwin vechan.
 — Wm. Roberts, Groom at Swan-
 hill.
 — John Rowland, Havod y Bwch.
 — Dan. Rowland, Carden Green.
 — Thomas Rowley, at Ld. Pawlett's.
 — John Roberts, Newhall.
 — Roberts, Gerwin.
 — Roberts, of the Five Fords.
 — Richardfon, Beefton.

S.

- Mr. William Smith, Groom at Mr.
 Botes's.
 — Joseph Stubbs, Vale Royal.
 — William Smele, Coachman, at
 Earl Carisford's, London.
 — Samuel Sidebotham, Farndon.
 — Edward Spëncer, Chester.
 — James Smith, Allthray.
 — Rowe Smith, Allington.
 — Watkin Samuel, Plas góch.

T.

- Rev. Thomas Trevor, Whittington.
 Mr. James Tate, Barkhampstead.
 — William Turner, Whitechurch.
 — John Thomas, Eccleifton.
 — John Thomas, Attorney, Llan-
 fyllin.
 — Thomas, Steward at Harttheath.
 — Charles Tomkins, Gwerfyllt.

V.

- Salisbury Vaughan, Esq.
 Griffith Vaughan, Esq.
 Mr. John Valentine, Wrexham.

W.

- Charles Watkin Williams Wynn, Esq.
 John Wynn, Esq. Ryton.
 John Williams, Esq. Havod y Bwch.
 ——— Wardle, Esq. Harttheath.
 Rev. Morris Wynn, Wenlock.
 Captain Williams, Hardwick.
 Dr. Wilkinfon, Wrexham.
 Mr. Thomas Weaver, Manchester.
 — Richard Whitfield, Comer.
 — Wynn, Cricket.
 — Williams, Rhýd y Cilgwin.
 — Charles Woollam, Wrexham.
 — Charles Wild, Bettisfield.

Y.

- Phillip Yorke, Esq. Erthig.
 Simon Yorke, Esq. Ditto.

Z.

- Mr. Charles Zachary, Burton.



Webster Family Library of Veterinary Medicine
Cornell University College of Veterinary Medicine at
Tompkins Veterinary
200 Redoubt Road
Horn Grafton, MA 01536



