



SF 395

.B8











D251  
253

# RAISING HOGS FOR PROFIT

---

The Key to Success with Hogs---28  
Years' Experience in Breeding,  
Rearing and Shipping

---

BY M. L. BOWERSOX



1911  
THE M. L. BOWERSOX BREEDING CO.  
BRADFORD, OHIO

SF 395  
B8

---

---

Copyright April 17, 1911  
by  
M. L. BOWERSOX

---

---

# 2. 21  
©Cl.A297693

No. 1




orig. Nov. 2, 1911.

# Table of Contents

## AN INDEX OF THE PRACTICAL SUBJECTS TREATED UPON


Introduction .....	9
History of Chester White and O. I. C. ....	11
How the Chesters Got Their Name .....	15
Personal Experience—What and What Not to Do .....	16
General Hog Business for Profit .....	20
How to Advertise <u>Your Business</u> .....	24
Winter Pigs .....	26
Poultry .....	27
The Boar and His Care .....	28
The Brood Sow—Selection, Breeding Time, Care While in Pig, Farrowing Pen, Portable Hog House, Nip- ping Teeth, Food, Diseases and Cure .....	31
Sow Eating Her Pigs .....	43
Safety Breeding Crate .....	44
Hog Houses, Construction, Plans .....	47
Sanitary Hog Troughs .....	52
Making Crates For Shipping Purposes—Illustrated .....	55
The Rooting Hog, Castrating .....	51
Swine Plagues, Cholera, etc., Preventive Measures .....	60
Little More About the Brood Sow .....	64
The Proper Time to Wean Pigs .....	65
Feeding Hogs .....	67

Wholesome Advice—Pays to Smile .....	69
Bedding for a Hog or Pig.....	70
Practical Receipts—Remedies for all the Ills of Farm Life and Many Others .....	72
Hog Lots—Full Description—Illustrated .....	87
Does It Pay to Raise Pure Bred Hogs? .....	90
Present and Future Outlook for Hog Business, Census Figures .....	93
Buying Stock at Fairs.....	96
Mail Order Buying .....	97
Misjudged—Misunderstandings .....	99
When Shall We Market Our Hogs for Profit? .....	108
Sketches of Vast Importance, Farrowing, Feeding, Shelter	112
Chicken-Eating Hogs.....	118
Worms in Hogs.....	122
A Little More About the Hog House, Floors, etc. ....	123
The O. I. C. Swine-Breeder's Standard—Scoring by Points	130
Detailed Description .....	131
Profits - Important Questions from the Money Point of View—Keep Your Temper.....	135
Conclusion of the Whole Matter.....	139



M. L. BOWERSOX

AUTHOR



# INTRODUCTION

---

**W**HILE I am but a Pennsylvanian Dutchman and have not learned all about hogism, yet I feel that I have learned enough to do my customers throughout the United States and abroad some good by writing a book on hogs, their care, and so on. This is not a book on O. I. C. alone, and while I have breeding O. I. C. hogs and shipping them to all parts of the United States and abroad, what this book contains can be practiced with results in great profit to the reader on all breeds of hogs. While I favor the great money maker O. I. C. breed, I am reasonable enough to state here that the kind of a breed of hogs to buy is the kind you fancy. If you prefer a Poland-China breed, don't buy any other. If you prefer a Duroc, Jersey, or any other breed, don't buy what you do not want, for if you do and the least thing goes wrong you will blame yourself for not getting the right breed, or rather the breed you prefer. This book will aid and lead you to success if you practice its instructions. It is a book on personal experience with hogs, and the result of success and profit.

This book is published because it is needed in every house on the farm in this great country of ours; it is published because it is asked for by scores of our customers; it is a money maker to any farmer who has but one pig, for it will encourage him to get more, because by this book he will know how to care for them for profit, and will make money out of them if he follows the instructions this book contains.

The price of this book is but \$2.00—only at first cost—but as stated, it should be in every home on the farm, and in order to get it where it belongs we allow seventy-five cents on every book sold by any one buying the first book. No one needs to hesitate to offer this book for sale, for he will only aid his neighbor and friend on the road to success with hogs. Fully trusting that these most highly needed pages in this our great country will meet with our readers' highest approval and that we will all work together to raise better hogs and more of them.

With best wishes for each and every reader of this book,  
I am  
Yours respectfully,

M. L. BOWERSOX,

Manager of the M. L. Bowersox Breeding Co.,

BRADFORD, OHIO

Address all orders and business to The M. L. Bowersox Co.

## History of Chester White and O. I. C.

---

In the year 1813, an English ship landed at New Castle, Delaware, and unloaded some white hogs, which were greatly sought after on account of their size, and they were rapidly distributed over the country. They were what were then known in England as the Cheshire hog, and are described as being remarkably lengthy, long bony legs, head large, ears long and hanging, back much curved and narrow, sides flat and deep, color white.

We have an account of one that weighed 1410 pounds gross and 1215 pounds net. We also have an account of a brood sow bred in Delaware county, Pennsylvania, that reached 1300 pounds, and afterward raised a litter of four pigs. This infusion of blood made a marked improvement in the size and appearance of the hogs, especially in Delaware and Chester counties, Pennsylvania.

Following this, in the year 1818, was the importation of that celebrated pair of very fine white pigs from England, which at the time were called Bedfordshires from the fact that they had been bred by the Duke of Bedford—but they were known in England as the Woburn breed and described as follows: They were first brought to the public notice by being exhibited at Lord Somersville's cattle show in 1306, by the

Duke of Bedford. They were principally white, well formed, hardy, very prolific, kindly disposed to fatten, and have been known to give twice the weight of other hogs in a given period of time. The introduction of these fine pigs gave a new impulse to the improvement of swine in Chester county.

These pigs were bred together and upon the best and largest white sows of the country. Enterprising farmers, pleased with the result of this cross, bought them up and crossed them again upon the best selection, obtaining still further satisfactory and profitable results.

We have no authentic information of any additional infusion of blood foreign to the now established breed, and hence the conclusion is legitimate that the improvement of the breed in style, form, quickness of maturity, etc., has been produced from that time to this by judicious selections and proper meetings of the most desirable and best adapted individuals.

Tradition tells us as early as 1812 that there was a large, a very large white hog found in the counties of Chester and Delaware, Pennsylvania, which was supposed to have been brought there by the Quakers who came over with William Penn. They were found entirely too coarse and too long in maturing to be profitable.

Capt. James Jeffrey, who resided in West Chester, Chester county, Pa., in one of his voyages to England, had put in his keeping a pair of Bedfordshire pigs, to be delivered to a man then living in Pennsylvania, but for some unknown cause the boar never went out of the hands of Mr. Jeffrey. This boar proved a wonderful acquisition in toning down, refining and making profitable the large coarse hog before mentioned.



Soon after this, Harvey Atwood, of Delaware county, Pa., had introduced the improved English China blood. This China hog was broad-backed, deep of carcass, back usually swayed a little, legs short, jowl heavy, short head and lop ear, large in front and tapering behind. The color was white with black, blue and sandy spots in hair; he was an excellent feeder and matured at any age.

The Cumberland hog, or the hog Mr. Jeffrey brought over from Bedfordshire, England, was a large, broad-backed hog, with excellent hams, short legs, neat head and lop ears. His color was white, with black and blue spots in the hair; he had great notoriety in England, taking many of the best prizes offered there at fairs in competition with all other breeds. The combination of the blood of the Cumberland hog, the Improved China hog, and the white hog of Chester county, Pennsylvania, constituted what was then known as the Chester County White hog of Pennsylvania.

The Chester White hog originated in Chester and Delaware counties, Pennsylvania. In 1818, Captain James Jeffrey imported a very fine pair of white pigs from England which he called Bedfordshires (better known in England as the Woburn breed) in color they were white, or principally so; they had well formed bodies, were hardy, good feeders and very prolific.

Chester county farmers about this time seemed to take a great interest in the improvement of their swine. The enterprising farmers of that day were quick to see the effects of crossing their hogs on the very best individuals they could select from their own or their neighbor herds, the result was there was a grand improvement in the hogs of the counties of Chester and Delaware. It seemed that some of these best specimens fell into the hands of Mr. Harvey, of Delaware

county, and Mr. Tousley, of Chester county. Sometime between 1845 and 1848, if we mistake not, these gentlemen imported some White China pigs, known to England as Improved China, which carried a cross of the York Cumberland pigs of England; in color they were principally white with some black, and some were whitish grey. The pigs were crossed upon the best specimens, heretofore referred to, and the outcome was the foundation or origin of the Chester White breed of hogs.

## HOW THE CHESTERS GOT THEIR NAME

It is said that in 1848, Uncle Bennie Hickman, of Chester county, Pennsylvania, while on his way to the fairs at Baltimore and Richmond, said that he had noticed at all the fairs that the hogs had names except the best one, and he proposed then and there to christen them Chester County Whites. Mr. Harvey took exceptions, claiming Delaware county had the best hog and they should be called Delaware County Whites. The two gentlemen could not decide, and it was agreed to accept the suggestion of Mr. Clements, that the winner of the most prizes at the Baltimore and Richmond fairs should give the name. Upon their return, each one had taken the same number of prizes, consequently neither had the right to select the name, and they agreed to leave it to the following judges present: Mr. Thomas Chenney and Aaron Clements, and adopted the name selected by Uncle Benny Hickman—Chester County Whites. For many years this name has been abbreviated, and they are now known the world over as the Chester White Hog.

The name O. I. C. means Ohio Improved Chester, and their history is so similar to the old Chester Whites that it is useless to take up space to repeat. This gives you a good idea that the Chester Whites, to which class the O. I. C. belongs, was the result of deep study and carefully selected ancestors, and any one breeding O. I. C.'s may well be proud of his business, for he will have as good as can be had for profit.

# PERSONAL EXPERIENCE

## WHAT AND WHAT NOT TO DO

---

This part would certainly make a book of itself; so I will try and make it short, lest I tire the reader.

My first pair of pigs was a male and female, of course, and no doubt out of one litter. What stock they were, I don't know; and I don't think the man knew I bought them of; they were black in color. I paid \$3.00 apiece for them when about eight weeks old; I really wanted them for my meat at butchering time. As I had just been married, my wife told me that we had to have pigs so we would have meat; I had not thought of that, but wife did. Well, I got the pigs, I fed them like other people fed hogs at that time, they were killed at butchering time; but they had better have been killed when pigs, for I believe they had about all kinds of blood of the different breeds in them, and were bred with so much crossing that there was nothing left. I then tried some better stock; at least I thought I had; I got a pair called Berkshire. Well, I did well with them, but I could not get them, nor their offspring, gentle; they proved to be of a vicious nature. I cleaned them up, and took up with the Duroc Jersey, or Red Hog, as they were called in those days; don't think we have any of the breed now; I hope not, anyhow, for when the pigs came the dam had no use for any one near the little fellows—seemed to have fire in their very red hair, and

I never had a litter but what one or two bossed the rest, and if they could not get to the trough at a certain place they would root out the whole mess and lay in the trough; always had to separate them to establish peace. But this taught me a lesson that has been very profitable, and it is this: We should never allow more than four to six pigs in a bunch—three is enough for profit. Reader, if you have never tried this, it will pay you big for your trouble. If you have two litters of about the same age of eight or nine, or any number, feed and raise or try to raise one litter together, then take the other litter and separate them two or three in a bunch. With the same feed out of the same number in litter the separated ones will bring you fully one-half more profit than the ones allowed to be together. So I learned that much out of the red hog temper; and this holds good with all breeds. We should never try to feed out a large bunch of hogs together; they don't do as well at all as the separated ones; the extra work it takes to care for the different bunches will more than doubly pay in the extra profit. Well, then, I closed out the red hog, and bought recorded Poland-China; but, to my misfortune, they were too close inbred, as I afterwards learned, and their pigs were large enough in number but never raised more than half. Then when I had raised a fine bunch of shoats, and was proud of my labor and expected a fine reward, cholera visited them and one out of forty got over it by drinking asafœtida water, but he so was full of knots and swelled legs that he was worthless. So this was my experience with three or four different breeds—maybe all kinds of blood in them for all I knew at that time.

A man must learn. Well, I learned, that is sure. I burned up all the old rubbish and corn cobs and nests and used coaloil and carbolic acid and turpentine and sprayed and cleaned up every thing, but I did not stop my hog experiment. I wanted something good, but did not have the money to buy it, for I was a poor sucker; but I had credit, and that is a fine thing for a poor man if he is honest; so I borrowed \$45.00 at 6 per cent interest and gave my note for fifteen months. The man I borrowed the money of thought it very foolish to spend \$45.00 for a pair of pigs. I told him father used to have white hogs and that was what I wanted, and if he didn't want to loan me the money I could get it somewhere else; for poor as I was and only a renter on sixty acres (where I now live) I had good credit and many friends. So he shelled out the money and I got the pair of O. I. C. pigs. When the note was due I paid it off with the money I made out of the first litter of pigs and had \$55.00 left and the pair for the next litter; and so on up to the present time I have been raising and shipping O. I. C.'s. When this friend of mine saw that my investment was good he got the choice pig out of the litter and at only \$12.00, and did not charge me any interest on the loan. This was a friend—not a selfish, begrudging, anxious chap, like we have so many now-a-days. This was about twenty-eight years ago. Today we are the M. L. Bowersox Co., and look out for the best for our many customers, regardless of price, and this success can be obtained with other breeds.

I like the O. I. C.; they are just exactly my kind of a hog; and another man likes the red or black hog. Let us take our preference and hang to it; there is nothing that brings us more profit on the farm than a good pig or brood sow properly cared for; but let the breed be what strain we prefer, and by all means the best, for time is too short to experiment.

About six years ago I had an inquiry something like this: "Say, Mr. M. L. Bowersox, I am but a poor man. I like hogs, I have a wife and four children, we own two acres only, but are in debt a little, yet our two acres are on the thin order and I work by the day mostly. Will it pay me to buy a choice pair of pigs if I have to borrow the money?" My answer to this man is not necessary to repeat, for space forbids. But he borrowed the money and bought a pair of O. I. C.'s, and paid me \$28.00. He arranged his two acres in lots so as to care for his hogs, and took an interest in his work. The result is he has bought and added to his two acres thirty-eight acres, is out of debt and happy. He thinks hogs pay, for I paid him three hundred and fifty dollars for pigs last year, 1910, and he sold others besides what we got. He is wide awake. There are many people that could make their lives so much more happy and profitable if they only tried.

Do you know, my good reader, that we can, in a large measure, make ourselves just what we want to be, and we can do it with this so-called hog.

If we want to be happy, raise a pig.

If we want to have a little jink, raise a pig.

If we want an automobile, raise a pig.

If we want to be president, raise a pig.

If we want to gain an honest living, raise a pig.

If we want to get out of debt, raise a pig.

If we want to wear good clothes, raise a pig.

If we have high ambition and want to gain something for our old age, raise a pig.

For all our needs and wants, raise a pig.

## General Hog Business For Profit

---

It is remarkable when we come along life's journey and see the hog markets and how they are raised and marketed, one often thinks that in this great country of ours, with all its practical farm papers and all that can be wished for, the vast majority of our people do not stop to even think whether their hogs are profitable, whether they pay for their keep or not, one cannot help but see all these things in a hog's method of doing business. We have many people that do not think any more than that a hog is a hog and hoggish care is all they need. What a grand mistake. A hog is a hog, of course; but look here, a hog will make herself a bed if she is furnished the least thing to do it with, and this is one thing in favor of the hog. I have found places in my time where our race do not even make their own beds. So many farmers in our land raise hogs like they raise everything else, especially potatoes. One man in the neighborhood makes money out of potatoes; he happened to get the high price; into it they jump, raise potatoes, down goes the price, they are out; no more potatoes for them, nothing in it. Same with hogs. One man makes money out of a nice bunch of hogs well cared for; his neighbors think they can do the same thing, when they do not even know the least thing about a hog, and they take anything just so it has bristles on, and some that haven't got bristles,



just so it has the name hog. No consideration is paid as to what breed or how often crossed between other breed, whether it is all bred to pieces and worthless or not, its a hog. What a grand mistake. Their hogs do not do well; they lose out; hogs are no good; they will not have anything to do with a hog.

My good reader, let us be careful about this and throw our money and time away. There is always a good grade of hogs to be had at reasonable prices if we care not for full blooded stock. But do not buy just anything and expect to make something out of it. Consider carefully whether you had not better pay the price and get something good and then take care of it. Better by far have just one good brood sow well cared for than a half dozen scats half fed. It is not always the amount that makes the profit; it is always quality that counts. Better buy one good one and pay the price that would buy three good-for-nothing. How shall we tell? Well, our country is full of reliable breeders who have reputation that can be relied on and will treat you right. You can find these people amongst any breed you may want; and often a breeder has something that has the blood, but for some cause, or little defect, will not do for his fancy customers; this is what we call a "poor man's hog", or a bargain—hog or pig. Such pigs can be had at less money than you can buy "culls" from your neighbors, and if properly cared for will bring you wonderful results. Breeders of all breeds have this kind of pigs each season, and these things are worth while inquiring after and finding out. Give the matter a thought as to what breed of hog you might prefer, and then make your inquiry, stating what you want. Satisfy yourself that the breeder you are making inquiries with is all right; this is your privilege, then go ahead with your deal. I am not prejudiced against any breed—any of our noted breeds are profitable, if properly

cared for. When we go along the highway we notice too often a pig pen about eight feet square—a pen, I mean it should be, but it is only a shell—a few boards laid over one corner of the pen, mud body-deep in wet weather, when cold froze up, no bed, six to eight half starved hogs stacked up trying to keep to keep the lower fellow in misery so he will get out and let the next fellow slide into his place awhile to get a little of the steam created. Where do we find this in this, our enlightened country? Why all over the country, and, sorry to say, with well to do farmers; but their hogs do not do well and it hurts their purse. Well, such people should not pretend to have hogs, for they haven't even brute mercy, and should receive such treatment themselves. But here we are again; it is a hog.

In such a pen as this I have seen Mr. Owner come along with half a feed and yell "Hue! Hue!" and slam bang half rotten, rodent-eaten corn right in the mud and go about other business. Is it any wonder we have swine plague, cholera, and so on? Talk about humane officers; talk about pure food laws; talk about politics; talk about probing committees, my friend, let us refrain from such acts and care for hogs. Well, what shall we do? Why, if we do not care to go to any expense, let us at least haul a couple of loads of gravel or cinders and fix a half way decent place to feed our hogs, and sleeping quarters can be readily arranged with a few boards. Now do not think that I have everything polished. I have some good hog houses, and some awfully poor ones; some cheaply constructed (I will speak about this later on); but when I catch a fellow throwing corn in the mud to my hogs instead of on the feed platform, there will be trouble. The slop barrel should be kept clean, scrubbed out thoroughly at least twice a month.

The kind of hog troughs to use, we find that iron is the best and most durable. Manufactured by the Lehr Agricultural Company, Fremont, Ohio. Their goods are right, their dealings honest and their troughs the cheapest and best, freezing don't hurt them. We give you this not as an advertisement, but for your own benefit. You will find their page in this book for your own profit. Their troughs will last a life time. We have no other troughs in use. Generally a good oak trough is all right, but cannot be kept clean like cast trough. If you have the lumber of your own and prefer to make your own troughs instead of buying them, do not make a box. I have seen hog troughs made just like a box, and in breeders' lots who should know better. Did you ever see a hog with a square nose? I never did. Then how can a hog with a V-shaped nose clean up a trough that is square? It doesn't fit in the corner, does it? Never make a trough with square corners, for the hog cannot get the food out of the square corners. And here you will find in hot weather a green mess of disease germs. Make your troughs V shape and they will be cleaned out clean. The cast iron trough has an oval bottom and end and can be cleaned up by the hog, as stated. Where a man has good lumber of his own, he can supply his hogs with sanitary troughs, in a large measure, if properly made, but to make a good trough means work and care.

## How To Advertise Your Business

In the building of a trade, as given in this book, is one lesson, that we should never ship anything but the best, unless we describe the pig or hog carefully to our customer and give him the price, and if he takes the offer all right. But to promise him a choice pair of pigs, and ship "culls," does not do.



You cannot sell that man any more, and lose a customer, and it may cost you all you have got out of him, and more, to get another as good as he might have proven. This does not pay. When we get a customer we should try and keep him, and from year to year furnish him new stock, and the best only. Then in advertising we should use the best farm papers, tell in short what we have to

offer, and not hesitate in giving full details when we get an inquiry. I do not believe in spending all we make to advertise, and sometimes more. Take matters slow until you have a trade: then keep it by pleasing your customers, add to this trade as you go along. I am still selling to customers that I sold to twenty-eight years ago, when I first started in the O. I. C. business. You would be surprised if I would give you the figures of the money some of my customers have paid me for hogs in twenty-eight years; and they still come back and say, "We tried other breeders, but we can get the best from you." This makes a fellow feel lots better than if it were the other way.

So to hold your old trade and gather in new with putting out nothing but the best is the best way for advertising and to success. I find it far more profitable if I have a bunch of pigs that are not just right to fatten them out than to try and get breeder prices for them.

## Winter Pigs

---


Some breeders say that a fall or winter pig should be knocked in the head as soon as they come. I don't think that way. A man can with little expense fit a place and get the little fellows started out right by taking out their teeth. Once start them right, then put them at a place indoors when old enough where they can romp around. I have raised just as good pigs in the late fall or winter as in the summer. True they do not grow as fast and robust as the spring and summer pigs; but with plenty of fodder and clover hay where they can get at it, and other feed, as described in this book, a fall and winter pig can be made very profitable, and need not be knocked in the head. But it takes care and attention, like everything else, if we want to make a success out of the winter pig. One cannot sit by the stove and let the pig lie in a wet nest with their dam and expect good results. Let us take better care of our hogs and they will bring us double the profit that they did under the old way—hog or hoggish care only.

# Poultry

---

I might give you quite a talk along this line, but space and time forbids.

To select a hen for laying purposes in a large bunch of hens there are but few of the right kind found. They should be a V shaped from the breast back and rather large in the neck, very large at the end of the  $\triangleright$ . A hen short and round like a ball with a short neck and squatty, is not much good for laying purposes. If you look after this, reader, you can improve the laying quality wonderfully. Then where eggs are preferred, instead of raising them for market, the smaller breeds should be kept. I have the Brown Leghorn and Rhode Island breeds. Feed for egg production sprouted or soaked oats is recommended. I keep dry wheat bran before them the year around, with plenty of fresh water. I place the bran in a box six inches high and about three feet square. They will not waste any—they eat it up clean. I keep the box supplied all the time. Then I feed them once per day only in winter time with wheat and oats in the morning, placed in litter and make them scratch it out if they want it. In real cold weather I feed them corn about three o'clock in the afternoon. This keeps them warm at night. We get eggs the year around. Of course I keep nothing but good stock—the best money can buy. But do not make a business of breeding and shipping the eggs for market—is what my wife wants, and she gets them. Try this: Take bette care of your poultry; fix up that henhouse; it will pay you. Get better stock. Life is too short to waste half of it and feed up your grain and get no better results. Get out of the old rut; get to work; do better; have better health and live happy. Promise your wife that you are going to fix up that henhouse and get a good Poultry Journal; then do it and do not disappoint your wife by promises only.



## The Boar and His Care

---

Here is half of the herd. This hog should have extra attention. He should be as near perfect as can be obtained. Yet we should not try to get too fine an animal for this, for strength and activity is the great feature to be considered in the Boar. No matter how fine and model the form may be, if he lacks activity he is not what we want. He should not be confined too close, neither overfed, and by no means abused when a pig. He should be handled; teach him to be driven to places where you may want to use him; often spend a little time petting him; never use rough means. With a boar,




clubbing will not do him or you any good; never allow him to run with a sow, or turn a sow in with him and leave her; such breeding don't pay. What do you know about it if you do not witness the breeding? A boar should be handled, in a large measure, as a stallion; see to it and assist him in his breeding—that it is properly done and at the proper place, thereby save your hog and know that the service was properly done; then allow a boar to serve a sow but once, for more than that is a great mistake. Then separate them in case the male is heavy for the sow, if he is kept gentle, much weight can be taken off the sow by a man being on each side and holding up on him, slightly pulling forward. A breeding pen is the most proper thing to use, but we cannot always have just what we need. If a boar gets low in activity feed him some turpentine in his slop in tea and tablespoonful doses, according to size and age, every other day until three doses are given; also put some on his back, over the kidneys, in good quantity; this is a great remedy and never failed for me. If the sow is slow coming in heat, the same treatment will assist her to come around. Spanish fly may be used in extreme cases, fifteen drops at a dose, but turpentine has generally done all that was desired for me, and is good for both male and female and should always be kept on hand, especially during breeding season. In no case allow your boars to run with sows; it is one of the greatest drawbacks you can allow in the hog business, just like allowing a bull to run with cows—never know when your cows are due to calf. Runtly calves and runtly pigs can be expected where the males are allowed more than one good service.

In case your sow is hard to get in pig, and she comes in heat regular and with no result, breed her as soon as she comes in heat—in the morning, then in the evening of the

same day; only one service at a time, second day at noon, and the following day at noon until she is out of heat. I never had this to fail for me.

**THE AGE OF A BOAR**—So many farmers, even breeders, dispose of a boar when they are at their best. What is the limit age of a boar to idscard him? When he is no good any more; but if you have a good boar and can keep up his activity and he brings good strong pigs, just that long he should or can be kept, even if six or seven years old. Same is true with a sow. We are too apt to dispose of a brood sow when she may bring us the strongest pigs. He may have a bum, trashy litter along her fourth or fifth litter, then next thing she gets is the fattening pen, when, if she had a chance, she would bring a fine litter the next time to pay for her loss. At least I have found this to be true.

I mention the sow in this boar article for fear I might overlook it.



Making Hogs of Themselves

## The Brood Sow

---

A book of itself, if properly described. In this we will have to be brief.

A sow and a boar constitute a herd. The brood sow is the one that needs attention of her owner for profit. How often is this neglected. Yet we look forward to a fine litter, and we are disappointed if we do not get what we are looking for.

First, we must be careful that we select a fine, robust, strong animal, not too fancy so that the strength is all gone; then she should not be bred too young, allow to mature pretty well toward a year before she has her first litter, at least six or seven months, so they will have their first litter at a year old; if older, all the better. But if a sow is to be kept to matured age she should not be kept too fat or she may prove too hard to get in pig. And when a young sow comes in heat regular and gets in high heat and is somewhat slow in growth, she had better be bred, for she will not do any good

until she is bred; that is sure. It is the opinion of some that a sow should be large to raise large growthy pigs. This is a mistake: I have medium size and large sows, and the sows of the medium size raise the finest and largest pigs. Of course their ancestors were large and they are bred from large stock. Now, when we have the good selected sow, let us keep her tame so that when the farrowing time comes we will not have any trouble.

**SOW AT BREEDING TIME**—I have mentioned how this should be done with the greatest care, and I will again state that great care should be taken that the boar gets his service done properly and before he is clearly exhausted in making efforts. This is often the case in careless breeding, by turning them together and leaving them.

Friends, here is a good place to wear kid gloves, and if you are too timid to see to this, that it is properly done, better not keep a male hog at all. About four years ago I had a customer come ten miles to breed his O. I. C. sow. His neighbor had an O. I. C. boar, but he had his sow there twice and with no result. He was wonderfully concerned about his luck, and was told to bring her here; and he had quite a story about his neighbor's boar not being any good, or his sow, and so on. Well, we unloaded the sow and I went and got the boar best suited, for we generally have seven or eight breeders on hand; the sow was in good heat, I assisted the boar, and the work was soon done. The fee was \$2.00; if not in pig, privilege to return free. Why, he was surprised—only one service! "Why," he said, "I always left her with the boar several days." I told him this certainly was not the right thing or he would have gotten her with pig. I told him to be on the watch, in three weeks if she came in heat again he would have to leave her then; but she had a fine litter of ten pigs, and he has been breeding his O. I. C. sow here since twice per

year at \$2.00, never made but one trip. His neighbor charges fifty cents per service, but don't know what he charges for, or knows nothing about it. It pays to know, then do it; anything worth doing at all is worth doing right. Be careful about this breeding business, it is the start to success or loss, both of time and money; it brings pigs later than we generally want them if we have to repeat the breeding.

CARE FOR SOW WHILE IN PIG—She should not run with other hogs; she should be in a lot by herself, or at least not more than two brood sows should run together. I find it always best for one to be by herself, then she can be fed properly just what she should have.

Feed for a sow should not be much corn. Wheat middlings, two parts, one part bran; ground oats, with the hulls sifted out, added is good, or the oats soaked in water twenty-four hours is good for a change of food. Two or three weeks before farrowing she should be slopped with middlings and bran slop—bran two parts, middlings one; and close to her farrowing time she should not have much feed of any kind. See Mistress Sow fixup her nest for her pigs. Be careful not to stuff her with too much feed. See to it that her dung is not hard before farrowing; if you cannot get her bowels in good shape feed a little oil meal. A sow in proper condition with the above food will not eat her pigs. If you want a sow to eat her pigs stuff her with corn and keep her penned up close in a dark place, allowing her bowels to become so feverish that when she dungs it is nothing but hard balls—more like sheep than hog, then give her a good mess of corn before she farrows and she will be in good shape to want meat or anything to check her feverish bowels.

A brood sow, as stated, should be alone in a pen, and this pen should be a lot out away from the other hogs so she will


not be molested; then the lot does not need to be large, say 100 or even 200 feet long by a rod or so wide. This lot should be provided with a good comfortable farrowing house at the far end, and at the most convenient end of this lot there should be a feeding floor with a trough; this can be cheaply sheltered for bad weather, but not made too comfortable to encourage her to fix a nest there for her pigs, which she will do if encouraged.

Why this double arrangement? Well, here it is, and I want my readers to test this, it is a natural secret. Now, then, we have our sows to farrow in the spring and fall. All right, in the fall this plan is not so much needed, for they generally have grass and more or less activity; this is not so in the spring, they will lie in their nest most of the time, and if you feed them in their sleeping quarters, or close by, they will get up and eat and lie down, and in cold weather shiver with chills regardless of a good nest. But where you feed them at the other end of the lot, they will get in the habit of going to and fro, and their droppings will be along the line instead of having the nest all soiled up. You will be surprised how often they will visit their feeding place in a day through snow and rain and get plenty of fresh air; then when they go to their nest, having had natural exercise, they will not shiver and chill, and when they come to farrow they will be in good healthy condition, if properly fed. Try this, my farmer friend, and you will be well paid for the price of your ground and labor.

While we are with the brood sow, we might as well take this part through. The style of lot described can be made as large as desired; it should not be any smaller than described; the larger the better, of course. My lots are about sixteen to eighteen rods long and two to three rods wide, with pasture

next to the feeding end, in summer time, where they are allowed to be during the day, with fruit trees for shade. Where these lots are made to remain, there should be trees planted for shade; if the open sun, shed roofs constructed. Shade is essential for the hog in the summer, with plenty of fresh water from a well—not out of stream; water out of a spring on your own land, where you have entire control, is all right, but avoid a stream that comes from other lands — there is danger of disease germs, though it looks tempting, it is dangerous. Better keep your hogs back and invest in a fountain, or carry your water from the well.

**THE FARROWING HOUSE**—We will give cut showing a splendid house that can be bought at a reasonable price, and we have same in use of this metal and find them all right, but in summer season they should be somewhat shaded during the heat of the day. These people are all right; their house is cheaper than you can afford to put one up like it out of wood. This steel house is very good in farrowing time, for pigs should be taken away as fast as they come till they are all farrowed, then put to their tit and give them all an equal chance for life. Often where a pig is left to go to work before the last one comes he is stout and sassy and thinks he owns the whole ranch. This steel house can be tipped up and a pig got out without disturbing the sow; they can be kept in a box or a big basket till all farrowed, then all put to work. Where the farrowing is prolonged, the pigs should be put to the sow, for it creates reaction in farrowing when the pigs suck. Where the sow is gentle, which they should be, I have left them with her, but when a restless getting up and down, shifting around, is going on by the sow the little fellows should be taken away as fast as they come. In cold weather, when they cannot be taken to a stove, several heated brick bats wrapped up and put in the box keeps them in good shape. I have boxes good and tight for this purpose.



### THE HARDY PORTABLE HOG HOUSE

Is so constructed that it enables you to obtain results from your brood sows and pigs that are valuable.

The hog is one of the principal assets to the farmer when properly cared for, and time and money spent in keeping the sow warm and dry during farrowing time and preventing the loss of the small pigs is not thrown away.

This house is sanitary, well ventilated, easily disinfected and is warm and dry. It is five feet wide, six feet long, four and one-half feet high, and is made of the very best corrugated steel with an all steel frame, well braced and weighs one hundred and twenty-five pounds. It can be taken down or put together in less than one hour and one man can move it about with ease.

The angle of the roof on this house prevents the sow from walking on or mashing the small pigs, thus decreasing your loss of pigs while they are small and adding to your profits when marketed. This fact alone will more than save you the price of the house in one season.

We guarantee the HARDY PORTABLE HOG HOUSE to be made of the very best material and workmanship and if properly cared for will last indefinitely. Write for more information.

THE HARDY M'F'G CO.

102 State St.

PENDLETON, IND.



Now we have got the pigs, what next? Well, sometimes it is all right to put them back to their mother with their teeth in their mouth, and sometimes it is not, owing to the time of year and size of the litter or condition of the sow. If she is nervous, better take their teeth out before putting them back to her. What! Pull pigs' teeth? Yes; of course not exactly pull them, but break them off with small nippers right down on the gums. Care should be taken not to allow any of the splinters of the teeth to go down in the pig's throat. There is not much danger of that, though, if care is taken; I never heard of any, and I have nipped thousands of them. A side nipper is the best, and can be obtained at a jewelry store; with them they can be clipped right off. Why is this done? Well, for several reasons. It stops the black teeth business; then did you ever see pigs fighting over one tit and the sow getting up and knocking her pigs right and left, then finally laying down again; and the same thing is repeated till one of the fighting Japs is laid out; that stops that, of course, but the best pig is gone, as a rule, and the fellow that fought him will tackle another, thinking as he conquered once he can do it again; next he gets mashed, and often this is kept up till half of the litter is gone, and the sow is accused of being too fat or careless, and often porked, while the fact is she could not stand those little sharp teeth sunk into her bags till the pig actually hung fast. Did you ever see the side of a pig's jaw all scratched up? It is done by scraping over a tit. I have neglected this work already for several days, and all seemed peaceful till all at once they would get at it; then I have reached in and grabbed the two scrappers and took them to some convenient place away from the sow and done some

safest plan is, if you want to save the sow and the pigs, take their teeth out right away, especially if the litter is large; the teeth they have when farrowed do not stay, they come out and new ones take their place; but if taken out the new ones will not come soon enough to hurt anything. I have seen sows' bags all bit up and scratched like she had been in the worst brier patch; in fact I have seen tits half torn off. This is all done by the pigs. I tell you it makes a peaceful family when their teeth are gone; there is no scrapping and, as a rule, they are all raised.

Do not neglect this part. Get a pair of nippers, lay an old sack across your knees, put a good glove on your left hand to prevent them from biting you; then get to work; not much of a job you will soon learn; do not let any snags stick, snip them off close to the gums. If you get the right kind of nippers the work is easy, small pruning nippers might be used. This part done and a few days' watch with railing around the side of the nest to prevent the sow from lying on her pigs if a regular farrowing house is not used. Your work will be largely done until the little fellows get along the age of three weeks' old, then they will want something to eat. A small house or a large box with a hole in it so they can get in and out at their leisure and their mother cannot molest them. Keep shelled corn in this box or house; if in a large hog house, let them have the adjoining stall; keep shelled corn or ear corn before them where they will not be molested, then, when they make an effort to come to their mother's trough, give them some milk or slop in their private place and watch this carefully. Increase their feed as they grow in this place; do not need to be afraid of overfeeding them if they have plenty of room and exercise, which they must have.

I have separate small houses in the lot adjoining their dams' feeding place, and they will be there when hungry if food is kept there, and you will be surprised how quickly you have hogs instead of pigs. And, now, here is where we get our profit, if we watch ourselves. Never, under any circumstance, keep the pigs penned in with the sow in a close place. Just as soon as they begin to scamper out of the nest they should be largely at liberty and by all means left on old Mother Earth. Give the pigs a chance for their life and you will not be bothered with thumps. When pigs are cooped up with their dam more or less trouble can be expected. A sow should never be placed to farrow where the pigs cannot get out and romp around—it is their nature. I raised two fine litters this winter in an old shed building, sows being placed in pens six by eight, on one side, and holes left for pigs to come out in the shed at will, and they were out there before three days old, and at two weeks old they had all kinds of fun and exercise where they were not molested, and they were not three weeks old till that place, 16x26, was not large enough and they would go outside and patter around in the snow, they did not have any thumps either, nor got too fat; they grew like weeds; they went to a place and got corn when hungry and water and slop when they wanted it; and they are not pigs now, they will average fifty-five pounds, seven weeks old and weaned, and very little fuss they made when their dam was taken away, for they had learned to be hogs and to look out for themselves. Now, then, this is the only way to raise hogs successfully. They get in your way once in a while, they often root a little, but you get paid for all their mischief if you keep before them; then keep them going right along, and when weaning them you can pen them

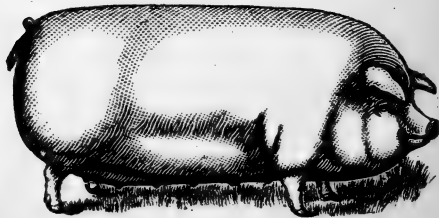
dentist work; then the fuss was at an end, for they had to gum it and could not get a hold, so gave up the job. The up quite awhile and they will do fine; but do not keep them up too long, get them out in a lot with fresh air and sunshine and keep them going. You only need to keep this up, if you have good stock, for six to nine months till you have a fine large hog ready for market. Do not neglect this, my reader, it will mean large profit to you. Do not starve your pigs and think they will not fatten till they are a year old, and do not think that they must get poor before you can fatten them; feed them good food, clean at all times; do not think a hog can eat rotten corn and get fat; neither use the old method that anything is good enough for a hog. Look here, I am writing this book for your profit, and I want my readers to profit by it. If you have any spoiled corn better bury it than to starve a hog to eating it; mouldy corn is not fit for a hog—nor anything else. What shall we do then with our mouldy corn? Mind your business and you will not have any; as it is our own fault if we have mouldy, rat-eaten, rotten corn. Sure it is not the hogs' fault, for if they had the chance, in many cases they would have it eaten up before it had a chance to spoil. In the first place plant a corn that will mature early enough to harvest before too late to properly cure it in the shock; then when you go to husking do not leave it lie out in the fields for days and weeks in all kinds of weather. True, sometimes we cannot help being caught with a load or two; then let us keep that separate and feed that first. As a rule, my corn comes in dry. But I am getting off the subject. In no case feed the spoiled corn to a hog and expect profit or success, neither pile a load of corn down to a large drove and let them "hog" over it. If you want to feed hogs out for

profit, keep them in pretty close—not more than four in a place, and feed only what they eat up clean and ready with an appetite for the next meal; do not keep food before them all the time, they will not eat enough. For pigs this is all right, but not for fattening hogs. In slopping hogs, some seem to think slop must be sour and stale for a hog. Why do you not have your wife feed you on garbage and sour slop? See how you would like it; then you can tell better how to feed hogs for profit. Clabber milk is all right; good butter milk is all right, but just sour milk is all wrong. Buttermilk and clabber milk should be fed before it goes to whey. Sweet, clean and fresh food is what a hog needs for profit, good health and good meat.

There is one thing certain, before we leave this part, and do not forget this, the kind of pork we have to eat is made of the kind of food we fatten our hogs with; we can make pork to our liking and taste if we feed according. Oats, wheat, rye, barley and corn all make good hog feed if properly balanced. If you prefer nice, clean, solid, sweet pork, fatten your hogs out on a mixture of grains ground fine. This mixture can be made with oats, four bushels; corn, two bushels; wheat or rye, two bushels; barley, two bushels; and a small portion of wheat bran and middlings used with this make fine pork and healthy. If not ground extra fine, hulls should be sifted out. This may be fed dry or in mushy slop. Give this a test with a hog fattened on corn and water alone and you will cut out your careless feeding.

Why don't that hog eat his corn? Why don't he fatten? And many other things. He may be wormy. Feed him some good worm remedy; the druggist will be glad to help you out. There are many guaranteed worm remedies. Turpentine is

good, in tablespoonful doses, every other day till four doses are given. Salvet or medicated salt, manufactured at Cleveland, Ohio, claims to have the sure remedy. Ashes and salt is good; but care must be taken with this, the ashes form a lye, and injure young pigs. I use turpentine generally in slop, and if this is used occasionally not much danger of worms nor other diseases. In many cases where hogs do not do well in fattening their teeth become sore. All corn should be kept away for a time and sloppy food fed. This will give their teeth a rest and a chance to get all right; then corn may be added again.




## Sow Eating Her Pigs

---

I have mentioned considerable about this on other pages, but will give this in full.

I never knew a sow to eat her pigs, or even run after chickens, where she was properly fed. A brood sow should be always well cared for if profit is expected out of her. A brood sow can handle and needs large quantities of corn; in fact as much as she can eat up clean. When pigs are sucking, at the age of four or five weeks, up to weaning time, the sow should not be fed sparingly, but plenty and a good variety of potato parings, cabbage, beets, anything along the vegetable line. Raw or boiled potatoes are good—raw potatoes are a fine thing to rid worms from hogs. Wheat, middlings and bran is the great slop food for the brood sow, especially during the time she is raising a litter.

Three weeks before she is due to farrow feed this in slop: Two parts middlings to one of bran. Up to the last week it should be two parts bran to one of middlings; then after farrowing the first thing water, if she seems to be thirsty; do not give her too much, give her plenty, and all she wants by intervals; then when you begin to slop her, give her a teaspoonful of turpentine in her slop once a day for three days; this will help her kidneys along, which were under great strain during farrowing time; then increase the feed gradually as the pigs take it. So often we hear of bad luck in farrowing. "Sow was too fat, I guess." Well, if you want a starved mess of pigs, just starve a sow and you will get them. A sow can be too fat, of course, but she must be in good flesh. If you expect a fine hardy litter, they will soon reduce the flesh. As a rule, where sows have been having bad luck in farrowing they were not in proper condition.



## Safety Breeding Crate

Here is one of the most needed pieces of work in the hog business. I am not giving you this as an advertisement; but I am often asked what to do to use a large boar with a young sow. Here it is, and can be bought far cheaper than to try to manufacture one, and where any breeding is done for profit one of these crates should be used. We are using them and find they pay for themselves twice over in one season. Any sized sow can be bred to a large boar. No more trouble about that boar getting too big. Get one of the Safety Breeding Crates and keep your big boar; it will pay you in getting better pigs, stronger and more of them, for there is no running around after that old brimming sow all over the farm. Put her in the crate, get your boar and the work is easy. After you have one of these crates you would not think of breeding a



sow any other way. Train your boars to it when young; old boars can be readily trained with gentleness. It certainly pays to use a crate of this make, and, while we have enough business without furnishing crates, you can place your order with us and we will see that you get one at once. The price is \$15.00 only, and the profit in two litters over the old haphazard fence corner breeding will pay for one of these up-to-date crates. They can be ready gauged to fit any sized sow, the boar can be raised or lowered to suit. But now, look here, do not understand me that you can use this machine and breed a sow any time, whether in heat or not. It is wise to be sure your sow is in heat before placing her in crate. This can readily be determined by allowing her to get along side of the boar in adjoining lot or pen, or by her action in other ways. There is but very little weight on the sow. How often a sow is bred just about half and often the boar gets worn out making efforts before the work is accomplished. By the use of this crate you can do the work complete in all cases. This crate can be placed in a small passage way of feed room, or any convenient place. We have a house fixed on purpose for this work. Running around after sows does not pay. Go and get your boar several times where your crate is and after that all you need to do is to let him out and he will come on his own accord. Send your orders for this crate to the M, L. Bowersox Co. and you will have prompt service, and it will not cost you one cent extra; you get the crate for the same price as if you would order direct from the factory where they are made and ready to ship any time of the year. But it is wise to place your order in time and have your crate ready, for you certainly will not regret the money spent, and

you do not need to turn away your customers because your boar is too large; and after your community learns that you are fixed for the business they will gratefully give you their business, even at an advanced charge in price that will soon pay you back for your crate.

Friends, this is placed in this book for your own profit and welfare; give it the proper thought, and let us quit this old haphazard breeding; it does not pay; life is too short to be aggravated running around after hogs at this period, and it is dangerous. We get out of sorts and we say things we should not say; we do things we should not; we often have to really be ashamed of our actions after such flurries or pass them. Why not stop it and enjoy our few days here and get more profit out of this breeding business and live like people ought to live. Let us have your order at any time to stop all this worry and fuss, and tell your community you are prepared for the business. Asking you kindly again to look after this, it will pay you to look into the matter.

## Hog Houses


---

Where a house is to be used for a brood sow, it should be constructed with good judgment. It may be made by driving four stakes and place old rails over the top, or old board, and well covered with straw, old hay or fodder, closing three sides with fodder or straw, fencing it to hold the straw in place, leaving the side facing the south half open. This kind of a house can be erected very cheap and made safe from frost in winter or late fall or early spring. While a more practicable house and more convenient, can be cheaply constructed by selecting a high place where water is not likely to collect; and to avoid this it can be slightly filled. Take 2x4 scantling, cut the rear pieces three feet long, front or highest point four feet, cut your end boards six feet long, seven wide. Any cheap lumber may be used. Now-a-days when all kinds of good felt or rubber roofing can be had to cover such a house, top, sides and ends, close the front up with the rest, leaving only a good sized door way. Build this house so you can open it at the rear with a door, so in case of wanting to get pigs away from the sow, it may be opened for that purpose and not molest the sow. Be sure and put railing around the inside at bottom, both rear and sides, a board at least six inches wide, six to eight inches from the floor or ground to prevent the sow from lying on her pigs. Face this house

somewhat southeast, or straight facing the south. If the house is preferred with a floor, do not elevate the affair to save lumber from rotting and allow draft underneath. Get you floor right down on the dirt, burying the nailed ties into the earth so that no air can circulate. An elevated house is all right in summer but not in winter; in fact, I do not approve of them in the summer, disease germs will collect, and this rear end door can be opened in summer, and you will find it a nice cool house and very cheap and comfortable. I have a number of these, and they cost along from \$5 to \$6 at the highest mark for good material all around, and two hours' labor will make one. Why not keep your pigs in comfort and save feed and our pig, it certainly pays; and for a renter that is obliged to move, these houses can be readily moved. These houses can be made smaller or larger, to suit the sized hog that is to occupy them. Many different plan hog houses can be constructed. The steel type can be readily made out of wood and very convenient; but in all cases put a door at opposite end, to open in summer time, to allow air to pass through in hot weather. Hogs should be fed early in the morning and water placed in their troughs. If no fountain is used then they should not be disturbed during the day. Twice per day is supposed to feed hogs; they are better off not to be molested at the noon hour; then in the evening they should be fed before sundown. Summer and winter a hog don't like night feeding; neither do I; and it should not be practiced. Many a cheap comfortable hog house can be erected; but now and then where a man has the means and wants to have a comfortable, convenient, regular hog house, I will give you the most up-to-date plan, and one that can be improved but very little, and anyone wishing to erect a con-

venient hog house, and one that will accommodate a large number of hogs in ever respect, will never rue taking this plan. There will be one of this plan erected here on this farm this season, nothing serious preventing. The plan is this: Face the south, or at an angle southeast, according to favorable spot; put up your solid concrete foundation double house, with a 10-foot drive way through the center; arrange your pens at least seven feet square. I would recommend the floor part dug out and filled in with cinders, as stated in this book. You will appreciate this kind of a floor for a drive way. Cement the outside. Pens should be all cemented at least seven feet square so as to give the hog a chance for cleanliness. Yards should be concreted to allow them on the ground when weather is fit for exercise. The outside cement pen should be three inches lower than the inside. When the wall is put up,  $\frac{1}{2}$ -inch bolts, six inches long at least, should be placed in the wall, head down, allowing  $2\frac{1}{2}$  inches to project; then use 2x6 sill; place tar paper, or rubber roofing on the sill; slip your sill with holes bored correct over the bolts; bolt it fast; draw it tight, and then do not allow your floor to come up any closer than two or three inches to the sill and your sill will always remain dry and tight to the wall and will not rot out. Now the frame—Build your south pens with a shed roof just as though you were building a single pen, high enough for your convenience; arrange your doors and windows so they will not interfere, and a big half sash in a slide frame up and down with a pulley and light rope in the drive way, so it may be raised or lowered at will from the drive way; doors the same, so you can shut a hog out or in before they are aware anyone is around. A big half sash gives light and sunshine enough in one pen, but each should have one win-

dow. I prefer these pens. Front just about two or three inches higher than the drive way. Then place a good, neat, substantial trough, long enough to accommodate what you may want to put it. Then I prefer a boxed swinging door over the trough so I can swing in the door over the trough and shut them back till I have the feed or slop in, then close the door and allow them to come up decent. This does away with the old time shute; and if there is any dirt in the trough it can be removed with ease, for there are no hogs to bother you. This can be managed by placing a good strong board half  $\Delta$  shape at each end of the trough, big end down, to keep the trough closed when the door goes in. You will find this the most convenient and most pleasant way in feeding and slopping hogs you ever experienced, and it pays. You will enjoy it, for you can have on good clothes or kid gloves, as you like, and no hogs and slop all over you. Now we have the plan of troughs, doors and windows. Now the north section is the same as the south, only the shed roof must stand rihgt above the south side of drive way high enough to allow a window for each pen in the north section so as to get light and sunshine in the north pen. Then your building is an up-to-date hog house like this:



You will never regret the money spent for this kind of a hog house. If you cannot perfectly see just how the length, breadth and so on should be, take this to your carpenter and he will soon make for you a drawing that will show you just the ideal house and give you figures of what it costs to erect it. Now the doors at the drive way should run on rollers in two sections and should run in double wall and cemented groove below, so that when closed it is tight and no wind and air blow in at one end, either east or west. Next to this main hog house a shed can be erected for storage of feed, straw and fodder, with a ground floor and windows only to the south. This will make a fine place for young pigs to run in, and also allow their dams out in bad weather. Such a hog house with this feed and straw shed will soon pay for itself. Try it and be well rewarded for all your labor.



# THE LEHR SANITARY HOG TROUGHS

They are without an equal, absolutely sanitary and will last a lifetime.



DIMENSIONS	HEIGHT	TOP WIDTH	BOTTOM WIDTH
Outside.....	5 in. ....	12 in. ....	3 in.
Inside .....	4½ in. ....	10½ in. ....	2½ in.


This style is made in 2, 4, 6, 8 and 10 foot lengths. The 2 foot is made with or without cross bars.



DIMENSIONS	HEIGHT	TOP WIDTH	BOTTOM WIDTH
Outside.....	6 in. ....	12¾ in. ....	3¼ in.
Inside .....	5¼ in. ....	11 in. ....	2¾ in.

This style is made in 7½ foot length only and is particularly adapted for feeding a large hog. Made with or without cross bars.

Has eight compartments. Will feed eight hogs at one time. Every hog breeder should have them.



The guards prevent the hogs from interfering with one another. Each hog, whether large or small, is sure to get its share of feed.


The Lehr Troughs are made from a select grade of iron. They will not break by water freezing in them, nor rust through. Being made without a joint, will not hold feed or dirt like wooden or sheet metal troughs, hence are absolutely sanitary. The feed in them is always sweet and clean. They are heavy and substantial, practical and economical. Considering the durability, they are cheaper than other troughs. There are thousands of them in use, and every hog breeder or farmer having Lehr Troughs would not do without, nor have any other. Our best testimonial is that many are placing their second order and some their third. THE LEHR AGRICULTURAL CO., Fremont, Ohio.

ADDRESS DESK NO. 2.



Round hog trough accommodates eight head, and I will here state that the manufacturers of this trough do not realize its value in use to the farmer. I will tell my people and readers how to use this trough.

Build a good solid platform eight or ten feet square; place this trough in the center of this platform; build a flat roof over it, projecting at least a foot out on each end; make this roof about three to four feet high. Make a square wooden funnel, big at the top, about twelve inches square, taper it to a point about five inches square, let this end come within about one and one-half inches of the top center of this trough. Make a lid for this funnel, so that no water can get in. Then a few steps up at a convenient place, slop and feed your hogs from the roof, and have them out in an open lot. You will be surprised what a self-feeder you can make out of this trough. Try it, and tell these people what you have done: they do not know; but I know what you can do. Try it.



A typical shipment, all to one Nebraska customer, seven head—six sows and a boar, non a-kin. A scene that often occurs at this station.

**M. L. BOWERSOX BREEDING CO.**

## Making Crates For Shipping Purposes

---

Great care should be taken to make these neat and strong. One great mistake that many breeders make they put their frame posts on the inside, which makes a weak crate, and the posts interfere with the pig or hog. Sharp corners should be rasped off or dressed. A little common sense and time will make a neat and comfortable crate. Most any kind of native timber can be used, if properly sawed. Then do not try to use a common big nail where a light box nail should be used. I use nothing but the very best of barbed box nails in eight penny and six penny; this gives me, too, the proper size for heavy and light crates. I also keep a light shingle nail and sprig nail of different sizes on hand, and I find that it pays. Then if you have no native timber of your own and go to the lumber yard to buy it, buy the good box lumber, use good judgment and your crates will look neat, and the man that receives the pig will at least think you know your business. It is actually a shame the way some breeders put up their crates. I have seen them here at this station for transfer that were made out of old fence boards, half rotten rubbish pile boards of all widths, thickness, and neither end post alike and inside of the crate. I noticed one crate made out of a combination 2x4, 1x6, 2x6, 1x2 for posts, sides were fence paling and old barn siding—some 1x2, some  $\frac{1}{2}$ x6, some 2x6, and I actually believe that the half of these boards were cut off with an ax, and a dull one at that. Friends, this is none

of my business, of course, and I do not want to criticise, but we breeders—white, black or red—let us be more civilized; it hurts your business to ship hogs in such crates. If you were to stand by at a station and hear the remarks made about such business, you certainly would not have nerve enough to step up and say, "My friend, I made that crate and I am the breeder of that hog, or pig." Let us be careful and get enough ahead some way to get tools, and if we want to make crates out of old timber let us work them up and plane them down to respectable appearance at least; this is economy. I have seen crates, as these described, that, with tools, there could have been three respectable crates made out of the lumber that was in one. The express is just the same on crates as on hogs, and it is up-hill business for a customer to pay more on the crate in express charges than on the hog and then have a worthless crate, something that he is ashamed of, to let his neighbor see that his fine hog was shipped in such a thing. Look here, brother breeder, stop this; if you cannot make a crate, or have not the tools, hire a man that has the tools and ability to make a neat crate for you. I have made crates out of old lumber, and when completed it could not be detected, unless closely examined; but it takes tools and labor. I heard the remark of a wealthy farmer once at the station, sizing up a hog and a crate, and it was this: "Well, I like good stock and often thought I would invest in some and get on the right track, but when a man sees such an outfit as that, with the breeder thrown in, one loses courage;" for he said, "that hog may be all right, but the the man that shipped it is not." If I had to pay the express on such a crate as that, both hog and crate would go back to the shipper. Let us cut this out. We can do better; then why not do it?

## The Rooting Hog

---

“Root, hog, or die” is generally the saying. It should be “Root, hog, and die,” for a rooting hog is worth but little more than a dead hog. Take, for illustration, a sow that is suckling pigs; let her get started to root and she will let her feed lay and go and root: if allowed to continue her rooting, the result will be a pile of dry bones—both sow and pigs; and what is more annoying and aggravating than to have every thing rooted up. Some crank will say, “Turn a hog out in clover, encourage them to root, they get the grub worms.” Well, I would like to see a hog fattened on grub worms. To have your pasture all rooted up does not benefit the hog. They say they find roots. I do not know what they get. They often receive the end of my boot when I catch them rooting around me; and if that does not stop them, they get a ring next in their nose. Some say it is profitable to them. Well, I do not know. There is one thing I do know, it is not very profitable to a fellow’s neck when he walks out at dusk after cattle, or general business in the pasture lot, and before he has time to think tumbles in a hog hole, as I call them; one thinks it a hog or hoggish hole if it rained a heavy rain before you happened along that way, and a fellow hardly ever thinks of anything about that time.

Well, the remedy for this is easy enough. There is no danger in ringing a hog if proper rings are used. They should not be set too deep. Some people are brutish about ringing hogs and pigs, and gets so awfully out of sorts that they almost take a hog's head off; no use in that, it is hog nature to root. But at this day and age it is different with the hog's snoot, than it used to be, when they had to be turned out in the forest, and turned over leaves and brushes to find acorns and the like; then they had to use their rooters. But now-a-days in pasture and feed lots, it is all together useless for a hog to root. I find that a small rope with a small ring tied on the end, making a loop with the rope through the ring, slipping it in the hog's mouth back of the upper teeth, then draw up the loop and let them pull back; this draws their attention and the ringing can be done easily and correctly. On a large hog this can be done by getting them in close quarters with a hurdle or gateway, often can be accomplished while eating, if tame. A good place to get them is in a narrow gang-way, hog shute or hog crate. Be careful, do not set your rings too deep. Some use hog snouters, as they call them. Well, I do not believe in them. In the first place it looks brutish; then it spoils the looks of the hog; then again I have seen hogs that were snouted, as they call it, and when their noses were healed up they rooted just the same. Does not hurt to ring them at all if properly done. And it is a detriment to a hog to root. Stop it, but handle your hogs with care so you do not hurt them. To tame a vicious boar, get him in close quarters; get a stout small chain in his mouth, same as for ringing, back of his upper tusk, tie him firmly to the fence or post, take a heavy iron or steel wedge, hold its sharp end to the root of the tusk, then with a riveting hammer you can readily knock them off;

sometimes it is best just to knock off half. As a rule this tames a vicious boar. Care and good judgment must be used in this work.

To castrate a large hog, this lasso business around the upper jaw is of great benefit, it draws his attention and can be tied to a post before throwing him; care must be taken that he will not get the lasso loose. I have castrated monster big boars in this way when there were only three men of us. Great care, caution and good judgment should be used in these cases. Nothing better for a man than to keep his temper covered up around a hog, no matter what breed of a hog. I do not think that they all drowned when the old fellow was in them, but, for all this, some people use the devil for their profit, but have to handle him easy. So whether a small per cent of him is still in the hog or not, I do not know, but it is best to handle a hog gentle and with great care.

## Swine Plagues

---

This is a subject that is hard to face, and there has been so much written about it in our farm papers and so-called cholera remedies that advertise their goods and send their circulars out, that it would seem almost incredible for a man to approach the subject of Swine Plagues, for one would think that the world knew all about these things and have the ready remedy, but this is, no doubt, a mistake. So I will approach the subject lightly.

Cholera is in different forms. It may be a germ disease. I heard many talk about cholera, giving different opinions, and heard of and read about scores of remedies. My candid opinion is that it comes first from a diseased stomach. True it is carried by the wind. It is carried on your shoes if you are where it is. I have seen it, and had experience with it about three years ago, but not since, and I do not want any more experience of that kind; it is not pleasant at all. Cholera is in a diarrhœa form and also constipated. There is much so-called cholera when there is no cholera about it. Genuine cholera plays havoc in a hurry. I may have some of my readers that do not agree with me that this disease generally comes from a disordered stomach. Well, for all the world does a hog's stomach get out of order? Well, I admit it is a hard matter to stir up a healthy hog's stomach; but, let me tell you, if you do get it stirred in the way of cholera, you



will not have a pleasant stir of it, for the way the majority of hogs have been fed it is a wonder to me that we do not have more cholera than we do. But today, with all the improved stock fountains in use in the west, and large hog ranches are reduced, and better and more up-to-date methods of feeding practiced, there is less cholera. The government of the United States is making a big fight to stamp it out, but, until more breeders and feeders change their filthy habit of feeding, it will exist. The care and feed so many people give their hogs it is a wonder to me that we do not have more swine plagues than we do. Where a hog is properly fed on good clean food there is very little danger of cholera.

I have nothing to boast of, but some breeders of O. I. C. swine claim they are cholera proof. Well, they are a healthy, vigorous breed of hogs, but as to cholera and swine plague proof, I would not guarantee them. But I have had some of my herd exposed to cholera several years ago, but I never noticed any break out. I watched and fed them very carefully and disinfected everything, thereby the true saying "an ounce of prevention is better than a pound of cure"; this might have saved me and mine, but, as a rule, careful feeding, most especially when green corn is first used. If the cholera, as so many claim, is a germ disease only, why is it that we hardly every hear of cholera except in the fall and early feeding of green corn, or even when feeding-out process begins I have heard. I do not like to say, farmers, but it is a fact, hustle around in the fall and see whether they could not gather up several hundred bushels of corn to feed out a bunch of hogs; and I also know of such farmers losing all their hogs and the damaged corn they bought. Mouldy and musty grain of any kind is not fit for a hog. And how

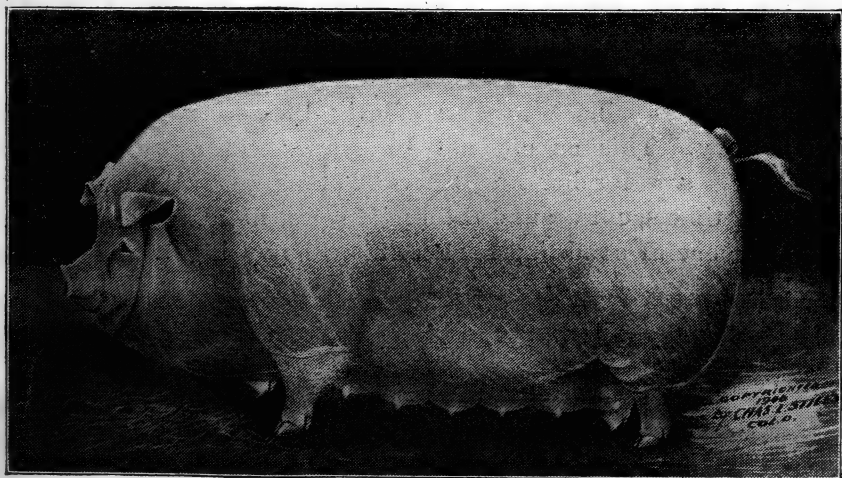
often do we see where corn is piled down to the fattening hogs and allowed to half rot under their feet. Kind reader, if it is too much bother for you to feed your hogs properly once or twice per day, and only what they eat up clean, and you must have a store of food before them and think that is the way to feed, don't do it in a hoggish way; get a self-feeder and put your feed in it, and keep it out of the weather and mud holes; then use your stock fountain where they can get plenty of fresh water at all times, fountain being kept clean and not allowed to become stale and full of germs, as is often the case. We cannot be too careful about these things in the way of feeding, in cleanliness, in watchfulness and the result certainty.

I fear there are too many of us inclined to think too highly of ourselves, and think we know it and do not want to take advice. I have learned quite a bit in my time, and I have still a lot to learn. We should be careful in this matter. A farmer remarked to another farmer, "What are we worth?" "Well," was the reply, "that depends on what we are—a horse, a mule, a cow, a steer, a boar or a jackass. There's a fellow over yonder if I could buy him for what he is worth and sell him for what he thinks he is worth, I could rake in a pile of money." We should be careful and not think too highly of ourselves in the wrong light, which is against us. The fellow that generally thinks he knows it all and is past taking advice has not much business among common people.

So if we are careful and on the watch, and apt to learn and reach out for instruction and practice it, we can hold these diseases among our stock in check, and reap a big profit. Often a simple remedy, timely used, saves many a dollar in a case of cholera. In the diarrhoea form, blackberry root tea

will check it, if taken in time, in the feeding of green corn. In the fall I feed green corn—stock and all—just as soon as it comes in roasting ears; but I feed good old corn with it, and the new very sparingly; and in slop at this time I use lots of wheat middlings, even to low grade flour, till I have the hogs used to the green corn, then I can pile in all they can eat up clean and it will not hurt them at all.

Our country is full of good farm papers and plenty of reliable remedies, and there are scores of them that are good and scores that are worthless. Spirits of turpentine is a good remedy among the hogs. Turpentine occasionally, and good old careful feeding, with plenty of fresh water from a good well, and plenty of good, wholesome grain, as often mentioned in this book, you need not fear swine plague and cholera.



## Little More About the Brood Sow

---

Let us watch this animal with the utmost care. The reason a sow is more apt to be inclined to eat her pigs in the spring of the year is due to her being housed too close, which is often the case, and she becomes feverish before she farrows. A small piece of salty meat occasionally, at least three weeks before she is due to farrow, is good; also salted slop and plenty of sloppy food, potato parings, cabbage leaves, middlings and bran, and a little oilmeal if bowels are not medium loose. Feed plenty of raw potatoes before farrowing and the sow will have milk to start out the little fellows on their life journey. This should not be overlooked, especially in a young sow for her first litter. Let us be on the watch. A little time spent around the brood sows, noticing their actions and general condition for health, will pay big in the coming litter.

## The Proper Time to Wean Pigs.

---

This is a question that I am often asked to answer, and there is no different answer to this question. The old Pennsylvania rule used to be a "four-week-old-pig, or at weaning time," so at four weeks of age they counted weaning time. But this age is too young unless conditions calls for such an act, for at four weeks of age, if the sow is well fed and gives a lot of milk, they barely commence to eat at that age unless encouraged. But in young sows' first litter this four-weeks weaning may be required. It all depends upon condition. Between six to eight weeks is about the time when the pigs begin to eat and drink real hearty, and they are getting along when they show that they are capable of taking care of themselves, no matter what age, they can be weaned with success. But never keep the little fellows penned up too long in close quarters; allow them plenty of room. I have noticed pigs, where the sow was poorly fed, that the pigs would have been favored, also the sow, if weaned at three weeks. Of course we cannot take such acts into consideration, for any man that will starve a brood sow so that she cannot nurish her young is no man at all. True, we can overfeed a brood sow. This must also be graded; but if we properly feed, and the right kind of food, there is not much danger of overfeeding when the pigs become pretty stout.

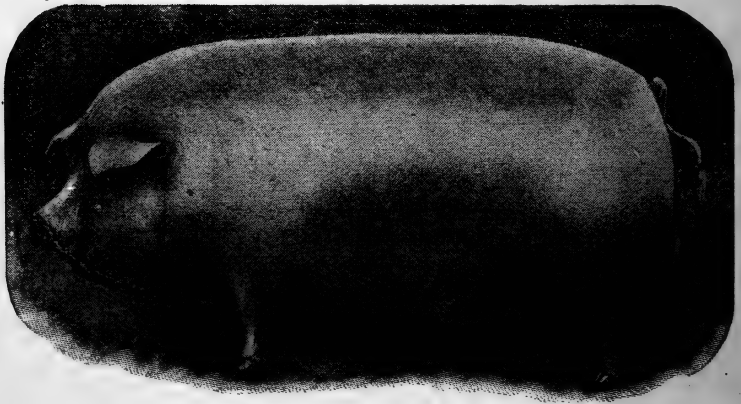
Some one of my readers will say, "O, yes, he can talk about feed; how can he afford to pay one dollar and fifty cents per hundred weight for middlings and bran at the price it retails at this writing?" Well, I admit that \$1.50 per hundred weight of mill feed is high, certainly, but where we get value received and a profit we have no room to kick. Say, you have several fine sows to farrow. One you feed carefully with good food properly and cleanly selected, and the other one half housed; one raises all her pigs and no runts that was properly fed, and the other carelessly fed raises but half of hers' and half of them runts. Where is your high priced feed then true? Where there is plenty of milk, hog raising is very easy; but a small amount of mill feed added to the milk is also good. But where a large number of hogs are to be kept and milk is not plentiful, the mill feed is very profitable. Even at a high price, economy must be practiced. Good, clean clover hay can be cut fine in a cutting-box and a portion added to their slop in winter when grass cannot be had, or to use corn fodder for bedding is grand; they will clean up the good leaves in a hurry and clip the hay, too. Try it, and see if they don't. The farmer is king among men - but not without a hog properly fed.

## Feeding Hogs

---

Is not such an awful task as some farmers seem to make it, unless it is done like I have seen it time and time again. Brood sows, especially at the far end of the farm, fed at convenience; then their hogs do not do well; nothing in it at all; hogs don't pay. Arrange your hog lots at home—not in your front yard, but somewhere around the barns or shed at a convenient place where you can see what they are doing, and where they can see you at least twice a day with something for the "inner man". And, now here, do not understand me that you must hang around the hog pens and lots all the time; not even when we get busy; for a man that gets too much in his head has no business in the hog pen. In fact, I would not know the proper place for a drunken man, unless in a mud hole. Let's keep sober. They say a little is all right. Well, let it be a little, so we don't get a "jag" on. But the hog, feed regular—not just at your leisure, for if you have all times, irregular, and at all hours for feeding, they will expect it the first glance they get of you. But if you feed regular and get around among the hog pens between regular hours, your hogs will not set up a howl. You can make a hog what you want him to be; you can train him just as well as other broods, and you can spoil him, just as you like. Use a cheap

bull dog and shot gun on a hog and get him used to such treatment, and you cannot handle him any other way. A club, a dog or a shot gun is not needed in the hog business. Vicious cross hogs are generally made that way—by cruel treatment. There is no animal that will take to kind treatment more readily than a hog. Try it and see how fine it works. When you come in contact with them, scratch their back a little and see how soon they will yield and want more of your kindness. While the hog is of a wild nature, it belongs to them as a heritage, and should not be confined in close quarters for a long period. Give the hog light, air and sunshine, and a chance to stir, and the profit is yours.





## Wholesome Advice

---

Let us get that old grouchy look off our faces and meet the world with a smile. If we do not just feel like it at first, let us keep on practicing; it is good medicine. You do not feel like meeting that fellow with a grouchy look when you feel and act different. We can bring grouchy looks on people's faces, and we can bring smiles and sunshine; then why not have the sunshine every day? If we cultivate a cheerful disposition we will be far happier, indeed. Then let us do our best, get sunshine in our homes by looking after our pigs and chickens. If we cannot sing a song, let us get that old hen in shape and she will sing a song and lay her egg for our profit, and this will help to bring a smile and sunshine in our happy homes. Let us be contented with our lots in life and do our level best to be happy. Care and sorrow comes to all, but we can lessen them by being cheerful and meet the world with a smile. Let us not forget this, kind reader.

## Bedding for a Hog or Pig

---

By no means use oat straw nor buckwheat straw. If you do you will be sure to have skin poison, scabs, mange and pig cough, and stained hair. On a white hog kerosene or coaloil should never be put in raw form for lice, their skin will not stand it.

The best bedding for a hog is good rye straw; yet for sows with small pigs I prefer wheat straw with plenty of chaff, the little fellows can get around in it better; then when they are at the age of two or three weeks the rye straw is all right. For large hogs corn fodder is grand; they will eat a great portion of the leaves, which is good for them, and the pulp of the stalk keeps the nest dry. Hay is good for bedding; they will eat quite a good bit of it, especially clover hay.

By all means avoid the old straw in the manure pile. Where a nice clean straw stack is out in a field a few may be kept, but where a straw pile is in the manure yard they will stack up in the manure and get sweaty; and the next thing you know you will have a mess of horn-backed pigs, scabby, shivering; they will not have life enough in them to be out of their hot nest long enough to eat a square

meal, and will crawl right back in their old steamy hole. Take a nice bunch of shoats and allow them to stack up on a manure pile in cold weather, or old half rotten straw stack, and see how soon you will have a good-for-nothing mess of pigs or hog. Shavings are good for a hog's nest. Sawdust is a nuisance, except in outside pens to soak up manure and mix with droppings; but for a complete bed, and it alone, it is no good.

Where hogs are confined in winter, their nest should be changed twice per week. It will give them an awful sight of exercise to fix up a new pen. This is why bundle corn fodder is good. I have noticed them work on a bundle of corn fodder for a full half a day working it into nest and eating a large portion of it.

Look after these things, my friends, and you will be well paid for all your labor, I assure, and your hogs will appreciate your kindness, and you will feel better yourself for having given your hogs a treat in a good clean bed. Let us cut out this old haphazard way of "anything is good enough for a hog," for it is not, and if we give the matter a sensible thought we can see the profit.

# Practical Receipts

---

I will here in this section give you the work of older and more experienced men than I am. These formulas and receipts have just been obtained for this grand book at a fancy price. We are giving them to you, my reader, for your consideration and your highest benefit.

## GREBS' "FARM" CONDITION POWDER

Gentian Root, powdered	1 ounce
Ginger Root, powdered	2 ounces
Fenugreek Seed, powdered	3 ounces
Anise Seed, powdered	2 ounces
Saltpetre	1 ounce
Bicarbonate of Soda	1 ounce
Sulphur	2 ounces
Ground Flaxseed	4 ounces

Pass each of the powdered drugs separately through a fine sieve, then mix all the ingredients thoroughly and sift again. Put up in packages of one pound or larger.

**DIRECTIONS FOR USE:**—In ordinary cases for horses and cows, one tablespoonful morning, noon and night, in ground feed or wet oats for five or six days; afterwards once a day or every other day as needed to keep the animal healthy and the coat in perfect condition. For hogs, give one-fourth as much as for horses.

In cases of Founder, Hide Bound, Rheumatism, Bots and Black Tongue, give the powder as directed and administer the usual medical treatment for such cases. In cases of Pink Eye and Epizootic, increase the dose about one-fourth to one-half and add one teaspoonful of powdered lobelia herb, administered three times a day, as directed above. In severe cases, burn old leather and exhausted tea leaves, allowing the animal to inhale the fumes. In Poll Evil, Scratches, Grease Heel and Mange, cleanse the parts thoroughly with warm soap and water, dry well and apply carbolized Petrolatum. Give the powder as directed above in connection with the other treatment.

#### GREB'S "FARM" VETERINARY OINTMENT

Carbolic Acid	1 ounce
Pine Tar	2 ounces
Rosin	2 ounces
Petrolatum	1 pound

Melt the Rosin by gentle heat, add the Petrolatum, and when melted the Pine Tar. Continue the heat with stirring until all are thoroughly combined, remove from the fire and, while cooling, add the Carbolic Acid. Stir until cold. If the crystalized acid is used (which is best) it should be liquified by heat before adding.

Put this up in four-ounce boxes (tin) to retail at 25 cents. The darkest grade of petrolatum is used for this, which can be bought for five cents a pound in quantities. Use as any other salve wherever needed. If you purchase petrolatum in barrel lots, write Standard Oil Co., New York City, for prices.

## GREB'S "FARM" STOCK DIP

Prepare the following mixtures:—

## No. 1—Stock Solution of Caustic Potash—

Caustic Potash	8 ounces
Water	7 ounces

Mix and dissolve. Let stand until before using

## No. 2—Linseed Oil Soap—

Raw Linseed Oil	7 ounces
Stock Solution of Potash (No.1)	3 ounces

Mix and stir for about fifteen minutes, or until it forms a perfect mixture. Allow to stand for a day or two in a moderately warm place, with occasional stirring, until a perfect soap is formed.

## No. 3—Saponified Creasol—

Linseed Oil Soap (No. 2)	1 pound
Crude Creasol	1 pound

Mix thoroughly and allow to stand for a day or two with occasional stirring.

No. 3 forms the base of the Dip. For use, a pound of this mixture is dissolved in 25 gallons of water and the animal dipped or sprayed in the usual manner. Prepared as directed above this gives a perfectly clear mixture. If you want it to form a milky emulsion when mixed with water, add the creasol directly to the mixture of oil and potash solution (No. 2) as soon as the oil and potash solution are thoroughly mixed.

Any desired color may be given to the product by the use of aniline dyes. For blue, use Methyl Blue; for red, Croceine Red; for yellow, Resorcin Yellow.

Put this up in tin cans similar to those used for syrups, etc.

## GREB'S "FARM" HOG CHOLERA REMEDY

Bicarbonate of Soda,	6 3/4 ounces
Common Salt,	4 ounces
Sulphate of Soda,	4 ounces
Hyposulphite of Soda,	6 ounces
Sulphur,	4 ounces
Willow Charcola,	4 ounces
Black Antimony,	4 ounces

Reduce all to a fine powder and mix intimately. Give a tablespoonful twice a day, in other feed, for each 100 pound weight of the animal. As a preventive medicine give a tablespoonful once a day to each animal. If any of the hogs become affected, remove them at once from the others and give the dose first mentioned. Keep the pens well cleaned and ventilated and feed regularly.

## GREB'S "FARM" STOCK FOOD

Formula No. 1, costs three cents per pound—

Bicarbonate of Soda	1/4 ounce
Cayenne Pepper	1/4 ounce
Gentian Root, powdered	1/2 ounce
Common Salt	1 ounce
Oil Cake, powdered	14 ounces

Mix thoroughly.

Formula No. 2, costs six cents per pound—

Ginger Root, powdered	1 ounce
Licorice Root, powdered	1 ounce
Anise Seed, powdered	1 ounce
Epsom Salts, powdered	1 ounce
Oil Meal	12 ounces

Mix thoroughly

This product is best made by sifting the ingredients thoroughly together. Put it up in packages of three and five pounds, also in wooden pails holding ten and thirty pounds.

**DIRECTIONS FOR USE:**—For horses, feed a tablespoonful with other feed twice a day. For cattle, feed one-half tablespoonful once or twice a day.

**A SPECIAL SUGGESTION FOR ADVERTISING:**—Any of the large show printing houses will supply stock lithographs showing horses, cattle, etc., at a very reasonable price. These may be purchased and any desired printing placed on them at any printery, or may be done by the firm you buy from.

#### GREB'S "FARM SPAVIN" REMEDY

Oil Organium	½ ounce
Oil Spike	½ ounce
Cotton Seed Oil	½ ounce
Oil Cedar	1 dram
Aqua Ammonia	½ ounce
Alcohol	4 ounces

Mix thoroughly

**DIRECTIONS FOR USE:**—Shake the bottle well before using. Paint on with a brush or soft piece of cloth. Do not cover or bandage, as it will blister if this is done. Apply once a day for four days; then stop the treatment for four days; and repeat this until a cure is effected.

Put this up in four ounce bottles to retail at one dollar. Do not offer this at a low price, as it is worth money and will bring any reasonable price you may see fit to charge for it. The originator of this formula has made plenty of money from it, and won a reputation for curing this trouble where everything else failed. This may be safely sold on a "No cure—No pay" basis.



NOTE—In bad cases the horse should be shod almost on the heel and the shoe run down to a thin plate on the toe of the spavined leg.

#### GREB'S "FARM" HEAVE REMEDY

Rosin Weed, powdered	10 ounces
Lobelia Herb, powdered	10 ounces
Elecampane Root	10 ounces
Sodium Sulphate	10 ounces
Gentian Root, powdered	3 ounces
Blood Root, powdered	3 ounces
Tartar Emetic	1 ounce
Conium Herb, powdered	3 ounces
Alum	5 ounces
Fenugreek Seed, powdered	5 ounces
Linseed Meal	15 ounces

Mix thoroughly

DIRECTIONS FOR USE:—Divide into two-dram powders and give one, night and morning, with the feed. Sprinkle all hay fed with water and dampen the feed. Give but a small quantity of the hay at a feed and avoid all dusty and mouldy hay.

This should be put up in wide mouthed bottles or paste-board packages, a small measure holding exactly two drams given with each package.

#### GREB'S "FARM" VETERINARY LINIMENT

Oil of Organium	1 ounce
Oil of Hemlock	1 ounce
Oil of Spike	1 ounce
Oil of Sassafras	$\frac{1}{2}$ ounce
Carbolic Acid (pure)	$\frac{1}{4}$ ounce
Turpentine	4 ounces
Raw Linseed Oil	8 ounces
Gum Camphor	$\frac{1}{2}$ ounces

Dissolve the camphor in the turpentine, add the carbolic acid and mix well, then add the other ingredients, shaking well after each addition.

**DIRECTIONS FOR USE:**—For sprains, lameness, etc., the liniment should be thoroughly rubbed into the affected parts three times a day. For wounds or sores, apply the liniment with a soft cloth after having washed the parts well with warm water and a little castile soap. For stiff joints, use as directed for lameness. For ringbone, etc., apply freely, rubbing it in well twice a day. For rheumatism, sprains, lameness, etc., in the human family, apply freely to the affected parts, rubbing it in well and heating well before the fire. In extreme cases of rheumatism, etc., cover with warm flannel after applying the liniment. Should it cause smarting, remove flannel at once.

#### GREB'S "FARM" GALL CURE

Boric Acid	10 ounces
Sulphur	15 ounces
Powdered Indigo	1 ounce
Lard or Petrolatum	6¼ pounds
Carbolic Acid	1 ounce
Iodoform	1 dram

Melt the carbolic acid with a small quantity of the lard or petrolatum, add the remainder of the lard or petrolatum, and when well softened, work in the other ingredients, all in the finest possible powder. Mix to a smooth salve. If wanted firmer, a small quantity of beeswax or paraffin may be added, melting it with the lard or petrolatum.

**DIRECTIONS FOR USE:**—Wash the galls with warm water and pure soap (ivory or castile); then apply the remedy freely.

Put this up in three or four ounce tin boxes for sale, and price it the same as all standard gall cures.

## GREB'S "FARM" POULTRY TONIC

Pulverized Copperas	6 ounces
“ Capsicum	5 ounces
“ Gentian	5 ounces
“ Fenugreek	11 ounces
“ Ginger	6 ounces
“ Venetian Red	10 ounces
“ Willow Charcoal	5 ounces
“ Ground Shell	2 pounds
Wheat Bran	11 pounds
Linseed Meal	8 pounds

Mix the first eight ingredients together thoroughly, and add the other two.

**DIRECTIONS FOR USE:**—Give to each twenty-four chickens about one quart or more per day in a shallow box. Keep it before them all the time; they will eat it whenever they like. When chickens that are laying refuse to eat it altogether, stop their regular feed for a day or so and they will then eat it.

Put this up in pasteboard boxes, in three and five pound packages, and also in fifteen pound pails.

## TO INCREASE THE FLOW OF MILK IN COWS

Give your cows three times a day, water slightly warm, slightly salted, in which bran has been stirred at the rate of one quart to two gallons of water. You will find if you have not tried this daily practice, that the cow will give twenty-five per cent more milk, and she will become so much attached to the diet that she will refuse to drink clear water unless very thirsty, but this mess she will drink at almost any time, and ask for more. The amount of this drink necessary is an ordinary water pail full each time, morning, noon and night.

Avoid giving cows "slops," as they are no more fit for the animal than they are for the human.

### HOW TO CURE DRUNKENNESS

Sulphate of iron, five grains; peppermint water, eleven drams; spirit of nutmeg, one dram; one tablespoonful twice a day. This preparation acts as a stimulant and tonic, and supplies the place of the accustomed liquor.

### MEDICATED FOOD FOR HORSES AND CATTLE

Take linseed cake and pulverize or grind it up in the shape of meal, and to every fifty pounds of this ingredient add ten pounds Indian meal; two pounds sulphuret of antimony; two pounds ground ginger; one and three-quarter pounds saltpetre, and two pounds powdered sulphur. Mix thoroughly together, put in neat boxes or packages for sale, or otherwise, as desired, and you will have an article equal in value to Thorley's Food, or almost any other preparation that can be got up for the purpose of fattening stock or curing disease in every case when food or medicine can be of any use whatever. This article can be fed in any desired quantity, beginning with a few tablespoonfuls at a time, for a horse, mixing it with his grain, and in the same proportions to smaller animals, repeating the dose and increasing the quantity as the case may seem to require.

### TO DESTROY FLIES IN A ROOM

Take half a teaspoonful of black pepper, one teaspoonful of brown sugar and one tablespoonful of cream; mix them well together and place them in a room, on a plate, where the flies are troublesome and they will soon disappear.

## TO CURE SICK HEADACHE

Gather sumac leaves in the summer and spread them in the sun a few days to dry. Then powder them fine and smoke, morning and evening, for two weeks, also whenever there are symptoms of approaching headache. Use a new clay pipe. If these directions are adhered to this medicine will surely effect a permanent cure.

## TO CURE A CONSUMPTIVE COUGH

Take three pints of rain water, half pound raisins chopped fine, three tablespoonfuls flax seed, sweeten to a syrup with honey, and boil down to a quart. Add three teaspoonfuls of extract of anise. Take a teaspoonful eight times a day.

## PREMIUM METHOD OF KEEPING HAMS, ETC.

To four gallons of water, add eight pounds coarse salt, quarter ounce potash; two ounces saltpetre; two pounds brown sugar. Boll together, skim when cold, put on the above quantity to one hundred pounds meat; hams to remain in eight weeks; beef, three weeks. Let the hams dry several days before smoking. Meat of all kinds, salmon and other fish, lobsters, etc., may be preserved for years by a light application of Pyroligneous acid with a brush, sealing up in cans as usual. It imparts a splendid flavor to the meat, is very cheap, and an effectual preservative against loss.

## TRY THIS HOME-MADE COUGH REMEDY

Costs little, but does the work quickly, or money refunded.

Mix one pint of granulated sugar with half pint of warm water and stir for two minutes. Put two and one-half ounces

of Pinex (fifty cents' worth) in a pint bottle; then add the Sugar Syrup. Take a teaspoonful every one, two or three hours.

You will find that this simple remedy takes hold of a cough more quickly than anything else you ever used. Usually ends a deep seated cough inside of twenty-four hours. Splendid, too, for whooping cough, chest pains, bronchitis and other throat troubles. It stimulates the appetite and is slightly laxative, which helps end a cough.

This recipe makes more and better cough syrup than you could buy ready-made for \$2.50. It keeps perfectly and tastes pleasant.

Pinex is the most valuable concentrated compound of Norway white pine extract, and is rich in guaiacol and all the natural pine elements which are so healing to the membranes. Other preparations will not work in this formula.

This plan of making cough syrup with Pinex and Sugar Syrup (or strained honey) has proven so popular throughout the United States and Canada that it is often imitated. But the old successful formula has never been equaled.

A guarantee of absolute satisfaction, or money refunded, goes with this recipe. Your druggist has Pinex or will get it for you.

#### TO MAKE CUCUMBER VINES BEAR FIVE CROPS

When a cucumber is taken from the vine let it be cut with a knife, leaving about the eighth of an inch of the cucumber on the stem, then slit the stem with a knife from its end to the vine leaving a small portion of the cucumber on each division, and on each separate slit there will be a new cucumber as large as the first.

## BLOOD MAKER AND PURIFIER

Mix half an ounce sulphate of manganese with one pint water. Dose, a wineglassful three times a day. This can be used in the place of iron tonic, or in connection with it.

## NERVOUS HEADACHE

Extract hyocymus five grains, pulverized camphor five grains; mix. Make four pills, one to be taken when the pain is most severe in nervous headache. Or three drops tincture nux-vomica in a spoonful of water, two or three times a day.

## FELONS

One tablespoonful of red lead and one tablespoonful of castile soap, mix them with as much weak lye as will make it soft enough to spread like a salve, and apply it on the first appearance of the felon, and it will cure in ten or twelve days.

## TO MAKE HENS LAY THE WHOLE YEAR

Give each hen half an ounce of fresh meat every day, and mix a small amount of red pepper with their food during the winter. Give them plenty of grain, water, gravel and lime and allow no cocks to run with them.

## TO KEEP APPLES FRESH AND SOUND ALL WINTER

I haev discovered a superior way of preserving apples until spring. By it any apple in good condition when packed will be equally good when unpacked, and even those rotting because not in good condition when put away will not injure others. Take fine sawdust—preferably that made by a circular saw from well seasoned hardwood—and place a thick layer on bottom of barrel. Then place a layer of apples—not close together and not close to staves of the barrel. Put saw-

dust liberally over and around, and proceed until a bushel and a half (or less) are so packed in each barrel. They are to be kept in a cool place. I kept some in an open garret, the thermometer for a week ranged close to zero. No bruised or mellow apples will be preserved, but they will not communicate rot to their companions. There is money in this, applied to choice apples.

#### ART OF RAT KILLING WITHOUT TRAPS OR POISON

Take common sponge, dried, cut into small pieces, soak in lard, melted tallow or meat gravy. Place these pieces within easy access to the rats. They will eat greedily, and the moisture of the stomach will cause the pieces to swell and kill the rat. Water may be placed within easy reach, and will hasten results by expanding the sponge.

#### HOW TO MAKE OLD ORCHARDS NEW

##### KAINITE - OR TREE MEDICINE

It is very well known that the reason why peach, apple, quince and pear orchards gradually grow poorer and poorer until they cease to produce at all, is because the potash is exhausted from the soil by the plant. This potash must be restored, and the most effective way to do it is to use the following compound, discovered by a distinguished German chemist: Thirty parts of sulphate of potash; fifteen parts sulphate of magnesia; thirty-five parts salt; fifteen parts gypsum,

For an old reliable Worm Remedy to rid worms in hogs.  
address


F. S. BURCH & Co.,  
177 Illinois Street, Chicago, Ill.



For a Louse Killer, Disinfectant, Cleanser, use Minor's Fluid. Manufactured by W. E. MINOR & Co.,  
19 S. Water Street, Cleveland, Ohio

All the above recipes and remedies are good, and some of these recipes have been sold for more than five times the price of the book. Some of them the writer has paid good money for, they are put in this book for your use and best judgment, and are bonafide.





## Hog Lots---Full Description

---

The above picture show the arrangement of hog lots on this place. The shanty feed houses at the north end of lots, a drive-way leading along the north end, their sleeping quarters are on the south end--could not get the full view. What is aimed at in this is to show that the houses or shelter at the feeding end of lot are very cheaply constructed, but answer the purpose to allow them to get a square meal when the snow and rain is coming down. You will notice the different positions of the hogs in these lots. Some are on their way toward their sleeping quarters; some have a little rooting to do along the line before they go to their nest; you will notice the little fellows are also stirring around. There is no better arrangement, to my notion, for hogs. Water fountains can be kept during the summer where they can get their water at will. There are twelve lots, and they lack quite a good bit of equipping--one quarter of an acre of ground, and I have had as high as seventy-five head comfortably housed and cared for in winter in these lots. You will notice the lots

are built on slightly sloping land. A heavy rain generally cleans them up, carrying it south, where it goes down over a meadow, and this meadow affords abundance of pasture if the hogs are not allowed to root it up, and they are not allowed to plow around here, that is sure. The fences are wire so that one can see the hogs and notice their doings. This is a great advantage, for you can see whether your hogs are active or not, and also when a sow shows signs of being in heat. I find that this arrangement is No. 1, and any one taking this plan, and constructing his houses properly, will find it very profitable for all purposes; feeding out a bunch of hogs, for keeping brood sows and male hogs I consider it very practical, up-to-date. With this arrangement their nests are generally in good condition, with much less care than otherwise. During the early part of the spring they get muddy, of course. But where the hogs are not allowed to dig them up constantly they are generally in good shape. The corn cobs during the spring and fall seasons can be raked up, hauled out or burned right in the lots, which should be done at least each spring and fall, of course. Our hogs here are generally housed during the severest winter weather to a large extent; yet we have hogs in these lots the year around and find them doing equally as well, if not better, than those housed, and with much less care. True, it is not pleasant to go along the line with a slop cart full of slop when the wind blows at the rate of sixty miles an hour and the thermometer hangs along zero, but it never takes long, and a little fresh air generally does the

farmer good; so this is no drawback. The wire fences are of any good hog fence. Some have barbs on top, some have not; but all have barb wire at bottom to keep the hogs from raising them up. Line posts should not be placed more than sixteen feet apart, for you can hardly stretch such a short length of heavy wire as tight as it should be unless you have extra good end posts well braced. Will leave such things to the reader's good judgment, with best wishes to one and all.

## Does It Pay to Raise Pure Bred Hogs?

---

It certainly does. While it depends largely upon the care and management, the same is true with a scrub common grade hog. Some people can make a hog with very little pureness about it; others cannot make anything out of the best blood. It certainly is largely due to not knowing how; this book will surely remedy all this trouble, while it takes care and work to raise and sell hogs. What have we got without work and care? Simply nothing. Any one knows that much; then why not put time, care and labor on the hog? There certainly is not anything on the farm that pays better than the brood sow properly cared for. Why then the pure breed? Well, that is also a plain matter. Where you have the pure breed of the best that money will buy, you have two chances to make money, where the other fellow with the common stock has but one. You have better quality of meat; they will grow better; they take less feed; they have a nicer appearance; you will take more interest in them; your neighbors will watch them closer, and the next thing you know

you will have a chance to sell a pig or two at nearly double the price that you would receive if you did not have a pure bred hog; then when it come to the straight market you are way ahead. So it certainly pays to raise pure bred hogs, and the best is the cheapest always. Make your selection with the greatest care; use good judgment; do not over nor under-feed; keep your eye on your hog and you are bound to make money easier than with anything else you can put your hands to. Do not be afraid to go after the best pure bred hog that money can buy. We need more active hog breeders. Yes, we need them by the score. Do not be afraid to invest in the hog. Note the following pages.





## Present and Future Outlook For Hog Business

---

There never was a time when the farmer had a greater harvest before them in the hog line than just now and for years to come. There always was more money in the hog than anything else on the farm, even as to prices, if properly handled; and today the United States is so completely in the rear with hogs that it will take at least ten years to catch up to where they should be. There never was a better demand for pork than just now. Look after the statistics and see where we are in the pork business, and you will readily see that we need more active hog breeders. Look at the following census:

This nation eats pork. Census bureau finds 36,483,000 hogs devoured annually—Washington, D. C., Feb. 21, 1911.

“Pork eaters” is a term which may be rightfully applied to the people of the United States. If the figures just made, published by the Census Bureau for the year 1909, may be taken as a basis, the figures show that during the year 4,483,000 more hogs were killed in this country for food purposes than all other animals combined, including beeves, calves, sheep, lambs, goats, kids, etc. During the year 1909, 36,443,000


hogs were killed for food purposes and 31,960,000 of all other animals slaughtered in slaughter houses and meat packing establishments, giving a total of 68,403,000 for the year. These figures should be far higher to be correct.

Then does it pay to raise hogs and raise them right, and the right kind? It certainly does. Let us not be neglectful in this respect, and look after our interest, profit and welfare more than we have done in the past and we will be a far happier farmer than without the hog for a staff.

You may call the writer of these lines a crank on hogs, if you like, but what I have written are facts from personal experience, and you can practice them to your highest profit if you but make a slight effort. The great fault with too many of us is we do not want to venture—the disease of hogs stares us in the face. This is true; but “nothing ventured is nothing gained”; and with this book and good judgment you have very little risk to run, if any. I find with my breed of hogs and my manner of care, I am at no risk whatever as far as diseases are concerned. The great point is, we must get out of this old rut and not think because a hog has the name hog she or he should have treatment and food according to the name; and when we get over this and feed proper food, and regularly, and give our hogs better attention, we risk very little in regard to diseases. Anything that is worth doing at all is worth doing right, and if we keep this in mind during our life's journey, and practice it, it will lead us to a higher and more noble plane of life.

This book may go into the hands of a man who thinks he knows more than the writer ever heard of. Well, as to that, my brother, I will say, let your good neighbor know of your knowledge; it will do you both good. I admit I do not

know it all, but I am anxious to let my fellow-man know what little I do know; and by means of these little experiences of mine I sincerely trust I may be able to help some one that knows less; not because he is ignorant, simply because he did not have the chance I did; and by putting what little I know before them in this book it will enable them to learn; and we never get done learning, and experience is the best of teachers. Although it is dear sometimes, we cannot help but appreciate it, and we should practice our knowledge and learn more—especially about the hog.



## Buying Stock At Fairs

---

Now, my reader, I do not wish to be misunderstood about this. These agricultural societies are all right, and have done a wonderful sight of good; but we must be cautious about buying a stuffed pig at the fairs. They must be fed heavy in order to show them and get the price; and so often the farmer buys one for a breeder and the result is he has not what he bought, for it was over-fed and will not make a breeder; often break down in the male sex, and the sows the same and hard to get in pig. So we should be very careful along this line. I get so many complaints of this kind from all over our land that they bought pigs here and there at a certain fair and their pigs went back on them, and want to know what to do. Well, there is very little to do, but be more careful. By far, better buy your pigs from a reliable breeder by mail order and you can avoid all this trouble, at least in a large measure.

## Mail Order

---

Some people most certainly think that the Mail Order is dangerous. It is the cheapest and safest way to get your breeding stock. You have a right to find out whether the breeder of any breed you may wish to buy is responsible; then you are perfectly safe in this respect. Then the Money Order business is perfectly safe now-a-days, and the breeders guarantee safe arrival to any point, and your money is just as safe by mail as if you were buying a pound of sugar. Certainly, if we can buy what we want and need at home, that is the place to buy; but if we cannot, Mail Order now-a-days is just the same and no risk whatever. So we have no excuse for not having the best that money can buy.

Whether at home or by mail, let us look after these things closer and get after that best hog for our farm and farms if we do have to get them by Mail Order. Some farmers have an idea that if they send money by mail it will be gone and no value received. A draft can be obtained from your bank; your own check can be sent; a postoffice money order is all right; an express order is all right—all are safe, and if not delivered or lost you get your money back.

So in this great country of ours today, with all prosperity reigning and all conveniences at our right hand and at our left, we have no excuse for not reaching out and helping ourselves with the best at a small cost to begin with. And I am sure life is too short to waste precious time and opportunity; so let us start right now and make life worth living for ourselves and others around us. Many a helping hand we can lend to this country of ours if we only try, and no better plan than our article for investment can be found for the farmer; then that little pig and that big pig.

Wake up, thou that sleepest, and get a pig.




## Misjudged

---

This is a subject that is of great importance to the customer and breeder. So often there is a misunderstanding between these two parties. Here is a good place to keep calm and preserve your tempers, and act them out when you have a good place all to yourself. I have often wondered what the breeder of thoroughbred or pure-bred stock and his customer would do if they could or would meet face to face after several months of fussing and chewing the rag and calling each other pet names through the mail. Well, in a large measure, both sides would wilt right down and each one do their sociable part. Then why not do it in the first place? Well, it is a misunderstanding—misjudging one another.

Say for instance, here is a man in New York corresponding with a man in the Western States in regard to some new stock. This may be poultry, cattle, hogs or sheep. They strike a bargain; the customer sends a check; the breeder is very busy, and of course the check is received, but he does not report as prompt as he should and acknowledge the receipt of same; the customer gets his spunk up and writes this breeder an insulting, mean letter; the breeder, meaning things all right and honest in his way, does not think of his fault, takes time to give this fellow a scoring in return. Here is a





fire kindled. In my judgment, they had better quit the trade right here and the breeder return the cheque, or what may be receipted in the bagain.

Brother breeders and customers, let us be more careful about this and not too hasty. Personally, I used to get my "dutch" up, for it is hard for a man that does his level best to do what is right to have a customer put him down as a fraud or a thief before he knows. But far better, try and be calm on both sides, and if the acknowledgement of an order does not come marked received promptly, and there is just reason for calling the breeder's attention to it, let us do it in the right spirit—not with our fighting clothes on; neither party gains anything by this hasty contention.

Same is true with pedigrees and records. The breeder, as a rule, has his books all in line and keeps a record of his sales and what is required of him in record pedigrees, and so on; then too often this is depended on, and left to drag along, thinking, "Well, I will get that man's pedigree out some other time—I am busy now." So time goes on, and the other fellow gets up his "snap." Well, we should by all means be prompt in these matters; and we can be if we just make up our minds to it, and what a lot of worry, fuss and trouble we can save.

True, here is a customer that has been severely cheated and defrauded by a breeder. He quits him and takes up a new man; then if this new man makes the least error, he gets afire, and if the fire is returned, there will be two fires. Better let one fire be enough and send out a few good kind words and reason and apply this to the fire, and you will find that in ninety-nine cases out of every one hundred there will be peace; for while the other fellow is scrapping and you do

not scrap with him, there will peace. This is a fact, on both sides, and should be avoided. "Well, then," you may say, "stop ordering by mail and stop this fuss." Oh, no; you are just as likely to have trouble in a face-to-face deal as by mail order; it is that temper of ours we want to control, on either side, and have more confidence in each other and not pass judgment rashly, until we are sure on both sides that we are right and the other fellow needs a piece of our mind. This is good in the right way and at the right time.

Well, this puts me in mind of the family that made a statement, "My husband and I never have any words—all peace." We find some few men that would venture to say the same at times. We have some breeders that claim all customers are pleased, in their advertisements. They must not have been in business very long. It is much "self" about these statements. Where a man starts out in any public business, or has any dealings with his fellow-men, and he can truthfully say that he has had no misunderstanding or words with anyone, such a man is perfect and this old world of ours is no place for him and he had better move.

My kind reader, let us be honest in this matter; no one is clear of mistakes. We often do things we should not. We really do not do it to be mean, or purposely; it is an error; often because we are too apt to be hasty. It does not pay to class ourselves perfect; we can all learn the longest day we live. But if we do make a mistake, let us be honest and own up to it and rectify it as much as possible, and not make the same mistake again. Here is a man who made a statement

that his stuff is perfect. Now we all know that the perfect hog, cow, sheep, or anything else in this world, does not exist. We can have it as near perfect as anything in its line, but we should not be too strong on that part, we may find some one that is ahead of us. It is well and right for everybody to think he has the best, or good enough for him to make his stock known as such; but both parties—proprietor and customer—should be very careful about this judging business. Just the other day I heard a remark that to me was a broad lesson. A certain man, or this man or the other fellow that made the statement, came from a larger town to our town, here in a store where there was planning work on exhibition bath tubs, bath room and hot water supplies of all kinds. Well, he was talking to the proprietors and stating what prices he had from different plumbers in his town, or city. But wound up, while he himself lived in that town, by making the statement that “there was not an honest man in that town in the plumbing business, nor any other.” Such talk puts me also in mind of the man that made the remark that “he wished he owned the whole world and nobody lived in it but himself; wouldn’t he have a jolly time of it.” Well, there are people that allow themselves to have a greedy, selfish disposition.

Some one of my readers may say, “What has this to do with the hog for profit?” We need these things. If I had a hog that did not behave any better than some of our race, I certainly would not count that porker very profitable, and soon make an opening for him to the pork barrel. Let us try our level best not to misunderstand each other so much, and by all means try and see under what difficult circumstances

the fellow we are apt to judge is laboring. It has been my aim in this book to bring us to a higher plane of thought and to be more ready to consider hasty actions, and this will bring us to a higher plane in our hog business for profit.

Here are two people to make this part more plain—the breeder and the farmer customer. The farmer orders a pig or hog. The breeder is anxious to sell—likes money, so he puts the price up, and tries to put the hog up in quality to the price; the deal is made; when the farmer gets the hog there is a fuss, if he knows a good hog when he sees it; then the breeder hangs on to the money and the customer hangs on to him, and the next thing they both know they have got more trouble than they can handle. To the breeder of all breeds of hogs in the pure-bred line, when you have such trouble make short business of it. Tell your party to return the hog and get his money back. The same is true when a breeder ships a No. 1 hog or pig to a customer who does not know a good hog when he sees one, and allows his neighbors, or so-called or termed friends, to interfere and make him sore, then he jumps the breeder and tries to empty out some one else's talk on the innocent man. This is the other side. And to the man who cannot use his own judgment and allows everybody to dictate to him, had better not enter in public purchase, for he is wrong when he allows any one to interfere, and no one should interfere. This is a great drawback in the hog business. We must go away from home to buy and we cannot spend the money to go personally and see, so we order by mail, which is safe and right. But now, my good reader, be your own judge when you buy anything; do not let your

neighbors interfere, unless they give you good advice: take it, of course, but do not follow them too far. Many a young industrious man has been discouraged by allowing his neighbors or friends to dictate and tell him he paid too much for so or so, and that man he got so and so of was a rascal and the devil would get him alive, and so on; nothing too strong against that poor, honest breeder that really lost money in the deal, and this customer that allows such business is certainly the loser; while, on the other hand, if he would speak up and give such people to understand that he had spent his money and that he purposed to get it back by giving his purchase a fair test at least. This is what I call hogs for profit in a large measure; for if you permit some one to make you blue, he becomes blue with you; on the other hand, if you are firm, you will soon have him for a customer and a friend, the fact, as a rule, is and I am sure. I have had the misfortune, rather than the pleasure, to see and meet these things face to face, and the fellow who tries to discourage the man that makes a start toward better hogs, and finds fault when he gets them, ninety-nine cases out of every one hundred this fellow does it out of pure jealousy or enmity, because he was too slow to make the start, and now glories in interfering.

Reader, I fully trust you will profit by this and reach out for better stock, especially the hog, and allow no interference. Let you and your breeder make the deal—you and him alone. If you cannot agree, do not deal any more; look after some one else; do not stop the business, but in all cases let the breeder, buyer and seller—both sides—use good judgment and be fair with one another. I can hardly leave this subject

when I think of this great country of ours, with all its grand privileges for the hog, then in my own personal experience, personally know that ninety-nine out of every one hundred cases where there is trouble between the breeder and his customer, there has been interference by an outsider. Hundreds and thousands of active men have been allowing themselves to be driven back from the right road to success with hogs.

I did not care to approach this subject; but now, that I am at it, I will give you full measure. This has been our great drawback in the pure-bred hog business—allowing dictators to discourage us. Why, I was called crazy when I paid forty-five dollars for a pair of pigs. I told that fellow that a man has to become a fool sometimes to get wise. He was my first customer; today he is breeding and raising hogs for me. Let us not be so easily led against our own opinions. Take the best hog that money can buy and stay with it, under careful watch and care, and you have the most profitable thing on the farm—the hog, the money maker, the mortgage lifter, the pride of the flock. I know whereof I speak, I have seen all this; and to the young, especially, as their most sincere friend, take the hog business in its highest standard, care and all combined, and stay with it up or down in price. I may not be with you many more years in the active breeding business, for I certainly have had my share all through and seen many discouraging things, and also encouraging. There never was such a cloudy day but that the beautiful sun came along and made all smiles and sunshine. Such is the pleasure of the active hog-man, more smile and sunshine; for it is the pure-bred hog of the highest type that helps the purse more than any one thing on the farm, and I fully trust that

in this, my most earnest effort to bring a work before you in this book, that will help you along an easy path with the hog, for this book will give you a guide that I could not buy, but had to learn and often had to pay dear for it. And while I have been an active breeder along towwad thirty years, I am still in the business as manager of the M. L. Bowersox O. I. C. Swine Breeding Co., and will here state that anything in this book pertaining to any questions on hog that is not fully understood, and the question is asked within reason, I will answer it, personally, to any of my readers on receipt of stamp for same and addressed envelope.



## When Shall We Market Our Hogs For Profit?

---

This is a question on the same line as "What Is the Proper Time to Wean Pigs." The Western man as well as the Eastern man and the Middle States man are all in one boat in this respect. Where hogs are raised for pork only and in large numbers, this is a question that largely depends upon judgment, and a splendid rule is to watch all the markets closely and make all the inquiries possible from all points of market. This is very important. Do not depend upon your dealer's opinion, he may advise you to his own profit; they often do get the very best quotation as to market, and possibly up or down price, whether it is likely to continue up or down long; then watch your flock of porkers close and use good judgment as to whether you have them ready for the market for profit, if you cut loose at the price. When you wish to sell, prices can always be obtained from our commission men at St. Louis, Chicago and Eastern yards. These commission men can generally be relied on for the markets, and it is well for the farmer to become acquainted with these men and be on the lookout. If your bunch of hogs is not nice and even, better separate them and push them in the rear, along with more tempting feed and better care than those that are ahead.



This is a very important feature, to have a nice even bunch of hogs to get the top price. If your home buyer does not pay the price, get several other hog men to join you and sell direct to the commission men and you will have but one profit taken off in this. There are too many unconcerned feeders that do not post themselves in prices. I would urge that we look after this closer. And another grand mistake is made in rushing to the market when it is glutted. This is very plain that we are losing out if we allow ourselves to get over anxious and make a rush for the early market. This has been a scheme of the buyers to howl about over-stocked market so as to get the farmer stirred to rush his hogs to the market. Better watch this part. If you cannot get in on the early high price, better hold on in calmness and feed more carefully; you will not lose as much as if you rush in the high mark of down market, to which often the farmer makes a mistake in this, when if he would just hold back a little he would be the gainer. Now-a-days it never takes long for the packers long to clean up the country; then up is the game. A very good plan to handle hogs for the highest profit is to have them coming right on about the year around and push them along and be prepared for that purpose; then if one batch goes a little below the desired mark, the next may go away up. There is no profit with good stock to keep a spring pig over until it is a year and a half old. If you have a pig or hog that will not produce a hog or make a hog at eight or twelve months old, better change stock; there is no profit in holding hogs over for age to fatten them out, it is time and money wasted--push them right along from pig up, this makes your profit. The quicker you can rush a bunch up to the market point the more profit you will realize. Never be too much in a



AN IDEA OF STORAGE SHEDS

hurry when you feed your hogs, better spend a little time watching them, to see that they all eat and eat right; some that are back in flesh and activity, by all means take them separately and give them extra care. The man now-a-days who has but few to sell, should feed out often, better butcher and sell them in sausages, lard, puddings, hams, shoulders and side meat than to be cut out of the price because he only has a few and their hair does not lay just right, as the butcher might say, or it may be a nice clean stag, or a nice clean sow that has had several litters of pigs; well, he will tell you its an old slobby sow all bags; the old stag, as he may call a two-year-old, cut the price for you, says he would rather not buy them: at the time when he has cut the price to you they go for first-class with him. Look after this; better butcher them yourself: the butcher and the middle-man now-a-days get too much of the—farmer's money. You can see this part plainly. Where a man buys fat hogs he does not need to buy very many until he has plenty of time to loaf around and watch the farmers' stock. We farmers should be more on our guard. As a rule, the ordinary farmer—yes, I am sorry to say, the vast majority of farmers—do not give the hog business half the attention they should for their highest profit. My kind reader and friend, let me ask you to do yourself a great favor: Read this book; study it; practice it; select a good brood sow, give her the best of care; push the pigs along as instructed; watch the markets and report the results to me. I shall appreciate this favor from readers most highly. Let us look more closely after our hogs for profit.

## Sketches of Vast Importance

---

First. Concerning the time of sow in bearing pigs, from breeding time to farrowing time, the best count on this is sixteen weeks. A yearling or two-year-old sow will, as a rule, come due to farrow to the day—sixteen weeks, the number of days are 110, 111 and 113; older sows, according to age, 113 to 117 days. Great care and attention should be paid to this and have your sows in the proper place at least two weeks ahead of farrowing time, so they become acquainted with their surroundings and know how to act. There are cases where a sow needs attention in farrowing and there are forceps and instructions how to use them, so it is useless for me to enter into this subject; but it is a wise plan for every hog breeder to have one of these forceps on hand in case of emergency, see your veterinary about this, where to get them, he will be glad to inform you. A pig farrowed backward is unnatural and hard to deliver. Great care should be taken not to pull too hard on the hind legs, and only when the sow labors assist her. Seldom a forcep is needed where a pig comes backward, but a pig farrowed backwards should be delivered as soon as possible; the sow should be assisted by gently pulling when she labors in a somewhat down away from the tail position. Some have the idea that after-birth, or pig-cleaning from a

litter, if eaten by a sow hurts her, or is inclined to cause her to eat her young. Neither of these cases are true: it does not hurt her, nor does it create an appetite for pigs; but if removed, it will prevent her, in a large measure, from stirring her nest all up side down to find every scrap of it; so I prefer removing it, or as much as possible. We must watch all points for profit. It will pay every time to use a pure-bred boar, though the price may be a few dollars more. Do not overlook the important feature of training your young boars to be driven and handled. A vicious boar is not a pleasant thing to contend with; if properly handled and trained to drive to different places when young much trouble, care and time can be saved.

“A streak of lean and a streak of fat” is what is in demand now-a-days. Breed for it, then feed for it and you will be sure to obtain it and your pork will be in the highest demand. The old razor-back hog has been driven from the pig kingdom, and the lard tub of the oily nature will have to follow; feed for it, solid lard is what is wanted. We can get out of the hog just what we want if we breed and feed for it. Feed your boar more oats and bran; cut off the fat and build vigor and strength; look after his welfare, he is half the herd. Do not forget that the hog can eat grass, roots, cabbage, beets and the like, and they will thank you if you favor them with such things if confined. It is all right to turn corn into pork, but not into mere oil instead of pork and lard. Watch this for profit.

It was a profitable sow that presented her owner with seventy-seven little pigs in five litters.

A brood sow can be kept on about the same amount of food that it costs to winter a shoat.

Two litters a year is good. Practice and breed for the time your market demands for profit.

If lice are suspected, use grease before juniors arrive. Lard and kerosene two parts lard, one kerosene, placed around the root of the tail, around the ears, on the forehead and around the eyes is claimed by some authorities as sufficient to kill the lice; for they claim a hog-lice cannot live if they cannot get to the tail and the eyes. No harm in testing this out; I know a hog-lice cannot stand lard and kerosene mixture.

Give oats to the young pigs; feed up the runt for a roaster.

Manage to have some pigs to sell all the time; they bring in good results.

Avoid warm food in winter. They seem to relish it at first, but will soon hump up their back and shiver. Warm or boiled food too extensively used is an injury, especially to stock hogs that you want to keep as breeders; it makes their teeth soft. Ground food is all right, but in fattening it is advocated, on good authority, that it should be fed dry, to cause them to produce saliva in their mouth and mix it with their food, which aids digestion, where if fed with slop they gulp it down and the saliva has no chance to form and mix with the food.

The curry comb and brush are enjoyed by the hog, especially the brood boar, and it will do them good.

Do not give the hog the sunnyside of a wire fence for shelter; neither put them in a 4x6 pen. A good, roomy shelter pays.

A cold rain on the pig's back will make him fat. Nit.

A pig does not eat merely to live; he wants to become nice and fat and feel good.

Keep the slop barrel and slop buckets clean, scald them out, scrub them, place them in the sun to dry.

We cannot grant a hog's ambition to possess the whole earth, but we can profitably give him a portion of the soil.

Hogs are very fond of sugar beets.

Pigs consume two pounds of water with every pound of corn, if they can obtain the water; then why not let them have it? It is cheap, and will do them good.

Give the boy a pig; he wants a chance; and when he is a man he will stay on the farm in ninety-nine cases in a hundred. Take him in as a partner; let him have a chance and he will stay with you the farm.

Nice, clean clover hay dumped in the fattening pen—a daily bundle—will aid digestion and urge them along.

There is nothing more convenient than success; but even success can be improved upon.

Where hogs and pigs are slopped and ear-corn fed as a grain, which generally is the case, and is in my experience the best, for in the slop you can mix at any time such medicines or powders as you may wish to feed which is very convenient; but do not go along the line and throw corn in first, you will only create a howl, and it is not the proper method. Fix up your slop; then when they are slopped they will take time to eating their corn and start the saliva and mix it with their food; while, on the other hand, if corn is fed first they will eat it greedily, looking for slop, and they will often have their mouths full of corn and gulp it down with the slop not being cracked at all. This is all wrong and wasteful and will not do them any good. Slop first; then feed corn for profit, and just what they will eat up clean from one meal to another.

Feed the pig to stop the squeal, but allow him to grunt.

The hog is a machine to convert golden corn into golden coin.

Put the hog on the platform scale occasionally; you will learn something. Watch the markets.

Profit comes not in how little we can keep the pig on, but how much we can get him to eat, of a balanced ration, and make a hog out of him.

There is no profit in speeding sows to fatten.

If you have a surplus of pigs, market them for roasters. City people will be glad to get them at fair prices. Look after this.

A dry bed and a dry shed is what the hog wants.

A squealy pig is cold, hungry or uncomfortable. Look after his wants; it will pay you.

Don't let your hogs drink dirty, filthy water.

Don't castrate pigs when cholera is in the neighborhood.

Don't bring home cholera from the fairs and stock yards.

Don't wait until your hogs are all dead before doing something.


Don't fail to disinfect all parts where sick hogs have been.

A close watch and a little time spent among the hogs is of great value and profit.

Often a farmer wants to take a sow away to breed. A crate and a spring wagon is the proper thing where the distance is not too great. The practice of leading the hog with a rope around one hind leg is a bad thing. Better make a saddle harness, or rather a lead or driving hog harness; place



the end of a rope around her neck against the shoulder—not too tight to choke her; tie it to the main rope on top of her neck so it will not draw shut; then take the rope around back of her for the legs, allowing it to come around and meet the rope going back from the neck, allowing the proper distance between the two rings around the sow; tie a knot in this where the ring come up back of her shoulders, and you have her in harness and can be driven with ease. A rope on the hind leg is cruel and dangerous. Give this a test for a short distance and see how it works.



## Chicken-Eating Hog

---

This is a subject we hear a great deal about. It has been the case, seemingly, from early history. I must truthfully say that in all my experience I had very little contention along this line with any of my own hogs. But being in the breeding business, I am obliged to hold brood sows here until in heat, and in this line I have learned a great deal to the chickens' sorrow. My chickens and my hogs are friends and I pay very little attention to them at all if amongst the hogs. They often lay eggs in the hog nests and, of course, in this case the fellow that finds or gets the egg first is the owner, and that generally is the hog. But an egg does not hurt a hog; on the other hand it is good medicine. Rather expensive, but raw eggs in slop to the brood sow in case of scours in pigs generally checks it; and for a hog to eat eggs does not create in them a desire for the old hen, for I personally had the pleasure to watch the brood sow wait patiently on the old hen in her nest to lay the egg; then the egg was quickly disposed of, and the old hen invited back the next day by a thankful grunt. I watched this with much interest for personal knowledge, for I had heard some one say that for a hog to eat eggs would create an appetite for chicken meat. Well, this is wrong; for if it were a fact my O. I. C.'s

certainly would all have a desire for the meat, for during the summer season they get eggs, more or less, by the old hen laying in their nests or houses. I will not state that it is the proper thing for chickens to be allowed too much with the hogs, for it is a bad idea and wrong, especially where the hogs or hog is confined, for often a hog steps on a chicken's leg and holds it fast; then the howl of the chicken, and other hogs coming along causes a snap at the chicken, and often in this way a hog is started. Often where hogs are confined and chickens are allowed in pen, hogs, especially shoats, will undertake to start a play with the chicken and the smell of feathers too close gives them their first lesson. I fully favor the out-of-door lots for hogs, where the chicken has a chance to escape from the frolics in the hog pen. It is a hard matter to keep chickens away from the hogs; so great care should be taken not to confine chickens with hogs. When a hog is once properly started in the chicken-eating business very little is to be done but to get her to the slaughter house on quick terms, for a hog with chicken feathers in his stomach will not fatten—feathers will not digest. But my experience has been where hogs are properly fed and cared for there is very little trouble. A confined hog in close quarters is generally the chicken eater. There is always a cause to start this. Too close and too long confinement is the greatest cause of any. Then another is careless habits—not feeding the chickens regularly in their own quarters and allowing them to get started and compelled to follow the hog for a little to eat out of their droppings, and I have noticed that chickens in large droves follow up the hog for a long time for this purpose and often pick the hog by getting impatient waiting on droppings, and have also noticed as high as three hungry old hens pick the hog when droppings would start—this hurts; and I have seen

in these cases, when a hog aggravated to fierceness, turns on the chicken, and when such a terror happens to get a chicken's head there is one chicken less, that is sure, and I would not give much for the hog, yet the hog could not be blamed, for we would turn on a chicken in similar circumstances. So the hog is often blamed for many things that are really not her fault. This is generally the case with brood sows, for the old mammy sow has a good deal of care in looking after her brood, and her nerves are often tested, and is of a more or less nervous disposition. Care should be taken not to depend on the chickens' living, or getting their corn generally among the hogs. I hardly ever leave my chickens at liberty in the morning until some time after the hogs are fed. Besides my chickens are fed in their own quarters, and I do not allow any chickens to roost in hog pens—a bad fault and a great wrong to permit this. There is always a cause, as stated before; here is one, and how often we see this in hog lots: An old "cluck" with a large bunch of chicks, who stole here nest away and makes her appearance in the early fall with a pile of youngsters, and she is left to run with the hogs, and when a hog comes close to her little ones of course there is a fuss, picking and flapping occurs. This hardly ever ends well, and should not be permitted. Better take Mrs. Hen and her family to proper quarters, coop and care for her; that will stop the danger of losing her and the chicks, and save you the loss from having a chicken-eating hog. There are many causes, but the mentioned are the strongest in my judgment and experience, while we can see many others if we keep our eyes open. At one time I had a fine male terribly close quartered for lack of room; he was very gentle and quiet, but a crabbed, fussy old hen with six youngsters as fussy as herself, hatched out close by his house, thought they owned the whole ranch,

and the old hen flapped and picked him. While I noticed this several times and the results, I could not get the old hen in my fingers, and at one time I saw her actually drive the hog from his trough and then call her little fellows to the feast. Well, the outcome was the little fellows were taken for the whole cause, and it became too aggravating for him, so he just wheeled on them and cleaned up all six. I guess he swallowed them whole, for he certainly made quick work of it, the old hen left the pen, and that was the last of the fuss. But he had no desire for chicken meat after this; it did not phase him at all; it was peace that he wanted, and I do not think he knew what he ate—they went down so fast. It was actually amusing to me, for I tried to catch her at different times and coop her, but she always escaped me. So we plainly see there is a cause for a chicken-eating hog, and, as a rule, we can blame it to carelessness on our part; so let us be more on the watch. Charcoal and ashes are said to be a good remedy to assist in keeping down the craving for chicken meat, while careful watching and keeping our chickens under check, by not allowing them to depend solely on obtaining their living amongst the hogs, is certainly the best preventative for this trouble.

# Worms In Hogs

---

This is undoubtedly the greatest destructive disease, as it may be called, in the hog, and is often mistaken for cholera, or a case of "I do not know." Often they become so poluted with them that they crawl up in the hog's throat and choke them. This is certainly one great point, and most important to be guarded against to make hogs profitable.

I have before me just at this time a firm that has a guaranteed remedy. I have never tested it, but it is open to the public to test under a full guarantee, and it costs you nothing to test this highly recommended worm remedy, and I give it in this book for my readers' benefit, not as an advertisement, but ask that my reader, for his on benefit and profit, make inquiry of these people. They come to me highly recommended.

MI-CRO-BENE is a liquid, easy to give—requires no drenching—just put in in feed. It wtl save your hogs.

H. G. HARTER & CO.,  
609 S. St. Clair St., Toledo, Ohio.

## A Little More About the Hog House, Floors, etc.

---

We cannot be too careful about this. A brood sow, as previously stated in this book, is best off out by herself for best results, and a ground floor, on an elevated spot, for the farrowing house is all right if it is watched and not allowed to be rooted up in a hole. I find, however, that the best and safest way is to floor them. But be careful about this; do not elevate the floor, better get a small load of cinders and place your nailing sills, 2x4, flat side down and dig them in the cinders and dirt so that the floor is perfectly tight and down solid on the earth so no wind or frost can get under it. This keeps it dry and warm in winter and cooler in summer than if allowed open. It takes less bedding and no fear of disease germs collecting. A hog house that is elevated to allow air under the floor, as is so often the case in new houses, is one of the worst things that can be done in a hog house. Always have your hog house right down on the solid earth, using cinders under the floor, and your floors will last longer than if elevated. In fact, a hog house where the air, wind and filth can collect under the floor is a good-for-nothing trap. It is bound to injure hogs, breed diseases, and all kinds of trouble. Take yourself. Why is that we have mattresses,

featherbeds, strawticks and comforts to lie on? Why do we not just lie on the floor, where there are cracks and the air passes underneath us? How often we see a hog house up about two feet from the ground and bridges for the hogs to walk up on and, the hog is given a nest where the wind blows right underneath her, and she would be far better off out in a fence corner with a board or straw roof; she would thrive better. You can find to this day new hog houses erected; they call them hog pens. Well, they should be called hog killers by the inch, germ disease breeders. These houses are placed on pillars at least twelve feet from the ground to save the floor from rotting, it does not make any difference about the hog, whether it is comfortable or not. Then, of course, there is an outside pen, generally, where straw, corn-cobs, bedding and such things collect. I have seen hogs lie out in these outside pens. Why do they do this? Because they are comfortable there and can keep warm; because they do not become chilled from the bottom. By all means keep you hogs on the solid earth; no draft or circulation under them; if the floor rots out you will have enough gained by keeping them warm and cool to replace all your floors at the proper time, and a snug profit left. Where a floor is laid on a cinder foundation, it lasts longer than elevated, cement or concrete floors. Some think this the ideal floor. Well, it is better than an elevated floor, but it is not the floor for a hog to sleep on—it is the nature of dampness. There is no better floor put under a hog than wood laid on cinders. Outside pen feeding houses are all right cemented, but not to sleep on, unless covered with boards. I have seen large hog houses nicely arranged all cemented, troughs and all completed, but their nests were floored tight with boards over the cement. This is all right



and readily replaced when rotted out, but it is not as good as the floor placed on cinders, for it is more or less damp; and I never saw a damp nest, if properly cared for, where floor was laid tight over eight or ten inches of cinders underneath it. As stated, feeding room or drive-way in a hog house should be concrete, outside pens for dropping and litter should be cement so it can be kept perfectly clean, and the urine and the droppings held together, and thereby make the best of manure, and all can be saved, which will result in a large profit in favor of the keeping of the hog in a proper place, and will soon pay for the best hog house in extra product in grain on the farm. It is really amazing how many farmers who could well afford a splendid hog house and save their hog manure during the winter season, leave it absolutely go to waste. It may sound ridiculous, but there are score of places where enough hog manure is going to waste in two years that, if the hogs were properly bedded and housed and the manure cared for, the profit out of the manure alone would build the proper house or houses, let alone the extra profit on the hogs for their care.

There are many things to consider for profit in the hog raising, and all parts should be watched with utmost care.

The style of a farrowing house, as given on a previous page in this book, is without a doubt the best plan that can be obtained. This house does not require railing or shelving to keep sow from lying on her pigs, the little fellows can escape her tramping feet by scampering out to the edge where she cannot walk on them. This house can, of course, be erected out of wood, where timber is plentiful, and in any size desired; but I doubt whether it can be erected any cheaper in most localities than this house can be bought for.

These people will, no doubt, will furnish larger houses. I know I shall want larger ones. But for ordinary hogs, brood sows especially, this house—5x6—is large enough. Care must be taken in putting a floor under this house, not to let it project out to allow the water run in; this can easily be avoided; as a rule, a high or elevated place with solid dirt under it is a good floor for it.

Many different styles of cheap hog shelters can be erected, but, by all means, stay on the ground; old mother earth is a great thing for the hogs, and when you elevate them from it and allow drafts under them, you are doing the wrong thing, and you cannot bed them heavy enough to keep them comfortable on an elevated floor. Swinging doors, stiffly made, are a nuisance and often cause dead pigs or hunchbacks: better make a cast-iron door, flexible, if any; the steel house has a flexible cast-iron door. A house properly faced and good bedding has very little use for a door, only in farrowing time, when weather is cold; then a blanket can be hung up for a few days or nights. In my experience, little pigs when four to five days old want free access—no hindrance by doors and so on. Give the pig plenty of room and half a chance, for he is of a roving disposition and should not be obstructed to his injury by flapping doors and the like, or permit him to crawl through a fence where he has to scratch and push to get through and thereby injure his back. Give them plenty of room and free access in their quarters.

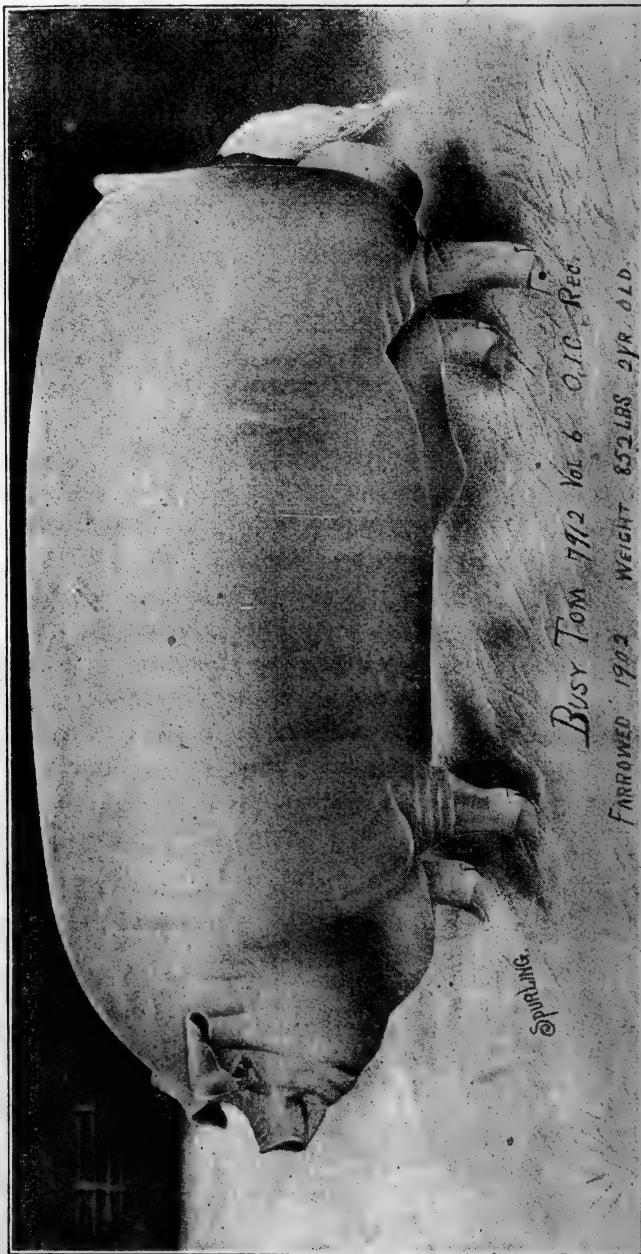
As previously stated, my ambition to help my fellow-brother in the hog line along has led me to write this book, and the cost of printing and advertising to bring it to the man where it belongs on every farm costs hundreds of dollars. So I fully trust that none of my readers will consider this a money-

making proposition; the fact is I have placed the price too low to even give me a profit, figuring the cost to properly distribute this book. So I ask that as many as can assist in the work of placing it among the farmers direct, so the cost of advertising may be reduced in a large measure. The price of the first thousand of these books should be at least \$3 instead of \$2.

Again my aim and object in this most needed work for our great country is to put this book before our people at about actual cost of publication and mailing. So let us not be selfish and work together and assist our neighbors in this great hog question with this book.

And as my time is very much limited and none of us are perfect, I trust you will pardon any error made in this first publication, and any reader not understanding any part that he is especially interested in I shall be pleased to hear from such a one and do all in my power to assist him in that part, for I am the most liberal bigoted-headed Dutchman you ever met. Again, anyone of my readers in this book having any better plans and methods of caring for hogs and rearing them for profit, or any part that was overlooked, shall most certainly appreciate his idea of the same and publish it.

What we need and want is better hogs, more of them and more profit, no matter what breed. Let us stand together and put this selfish, hateful, begrudging spirit from us and do unto others as we wish to be done by them and we certainly will live happier and have less contention with our fellow-man. I have nothing but the best wishes for my brother-breeder, no matter what breed he favors, and for him to meet with the



Busy Tom 7912 Vol 6 O.I.C. Rec.  
FARROWED 1902 WEIGHT 852 LBS 2YR OLD.

©Smiths

THE TYPE WE AIM AT FOR PROFIT

highest success is my best and highest wish and favor for him.

Trusting that this book will aid and assist thousands of farmers and breeders to a higher profit with and in this high grade industry, I remain

Respectfully yours,

M. L. BOWERSOX.



# The O. I. C. Swine Breeders' Standard of Perfection

---

This description can be largely practiced on any breed for form and type and is a great help in selection.

Color .....	2	Loin .....	7
Head and Face .....	5	Belly .....	4
Ears .....	2	Flank .....	2
Jowl .....	2	Ham and Rump .....	10
Neck .....	3	Tail .....	2
Brisket .....	3	Legs .....	5
Shoulders .....	6	Feet .....	8
Chest and Heart Girth... ..	10	Coat .....	3
Back .....	7	Action .....	3
Sides .....	5	Symmetry .....	4
Ribs .....	7		
		Total .....	100

## DETAILED DESCRIPTION

**COLOR**—White. Black spots in hair disqualify, but blue spots in hide (commonly known as freckles) while objectionable, do not argue impurity of blood.

Objections—Color any other than white.

**HEAD AND FACE**—Head short and wide; cheeks neat (not too full); jaws broad and strong; forehead medium, high and wide; face short and smooth; wide between the eyes, which should be prominent, clear and bright, and free from fat surroundings; nose neat, tapering and slightly dished.

Objections—Head long, narrow or coarse; forehead low and narrow; jaws contracted and weak; face long, narrow and straight; nose coarse, clumsy or dished like a Berkshire; eyes small, deeply sunken or obscure; impaired vision.

**EARS** — Medium size; soft, not too thick; not clumsy; pointing forward and slightly outward; drooping gracefully and fully under control of the animal.

Objection—Too large or too small; coarse; thick; stiff or upright; drooping too close to face; not under control.

**BRISKET**—Full; well let down; joined well to jowl in line with belly.

Objections — Narrow; tucked up or depressed.

**JOWL** — Smooth; neat; firm; full; carrying fullness well back to shoulders and brisket when head is carried up level.

Objections—Light; rough and deeply wrinkled; too large and flabby; not carrying fullness back to shoulders and brisket.

**NECK** -- Wide; deep; short and nicely arched; neatly tapering from head to shoulder.

Objections—Narrow; thin; long; flat on top; tucked up; not extending down to breast bone.

**SHOULDERS**—Broad; deep and full; extending in line with the side and carrying size down to line of belly.

Objections—Deficient in width or depth; extending above line of back; thick beyond line of sides and hams; shields on boars too coarse and prominent.

**CHEST AND HEART GIRTH**—Full around the heart and back of the shoulders; ribs extending well down; wide and full back of fore legs.

Objections—Narrow; pinched; heart girth less than flank measure or length of body from top of head to root of tail, or creased back of shoulders.

**BACK** — Broad; straight or slightly arched; uniform width; free from lumps or rolls; same height and width at shoulder as at ham.

Objections—Narrow, swayed, humped, creasing back of shoulders, sun-fish shaped, uneven width, lumps or rolls.

**SIDES** — Full; smooth; deep; carrying size down to line of belly; even with line of ham and shoulders.

Objections—Flat, thin, flabby, uneven surface, compressed at bottom, shrunken at shoulder and ham.

**RIBS**— Long; well sprung at top and bottom; giving animal a square form.

Objections—Too short, flat.

**LOIN**—Broad and full.

Objections—Narrow, depressed.



**BELLY**—Same width as back: full; straight; drooping as low at flank as at bottom of chest; line of lower edge running parallel with sides.

Objections—Narrow, pinched, sagging or flabby.

**FLANK**—Full and even with body.

Objections—Thin, tucked up or drawn in.

**HAM AND RUMP**—Broad; full; long; wide and deep; admitting of no swell; buttock full, neat and clean; stifle well covered with flesh, nicely tapering toward the hock; rump slightly rounding from loin to root of tail, same width as back, making an even line with sides.

Objections—Narrow, short, not filled out to stifle, too much cut up in crotch or twist, not coming down to hock, buttocks flabby, rump flat, narrow, too long, too sharp or peaked at root of tail.

**TAIL**—Small, smooth, nicely tapering, root slightly covered with flesh, carried in a curl.

Objections—Coarse, too long, clumsy, straight.

**LEGS**—Medium length, strong and straight, set well apart and well under body, bone of good size, firm, well muscled, wide above knee and hock, round and tapering below knee and hock, enabling the animal to cary its weight with ease, pasterns short and nearly upright.

Objections—Too short or too long, weak, crooked, too close together, muscles weak, bone too large and coarse without taper, pasterns long, crooked or slim.

**FEET**—Short, firm, tough, animal standing well on toes.

Objections—Hoofs long, slim, weak; toes spreading, crooked or turned up.

COAT — Fine; either straight or wavy with preference for straight; evenly distributed and covering the body; nicely clipped coats no objection.

Objections—Bristles; swirls, hair coarse, thin, standing up, not evenly distributed over all the body except the belly.

ACTION—Easy and graceful; high carriage; active; gentle and easily handled. In males testicles should be readily seen, and of same size and carriage.

Objections—Sluggish, awkward, low carriage, wild, vicious. In males testicles not distinctly visible, or not of same size and carriage.

SYMMETRY—A fit proportion of the several parts of the body to each other, forming a harmonious combination.

Objections—A disproportionate development in one or more points; or lack of proper development in any point.

## Profits

---

Does it pay to raise pork and be in the pork business? Well, I would certainly think so. Sidemeat or bacon, as we hear so much about now-a-days, the bacon hog. What is the bacon hog? How do we manage to get the bacon that is most in demand? We can breed and feed for it. But there is more in feeding for it than in breeding. Lots of bran and oats in the fattening process makes the streak of lean and the steak of fat, and this is what is termed a choice No. 1 bacon. A price of eight or ten cents per pound, most especially, has been considered a good fair price for bacon. Well, what about the present price? I just delivered today, at this writing, March, 1911, a bunch of bacon at twenty-five cents per pound. Does it pay to raise pork? Does it pay to take care of our hogs? Does it pay to know how to care for them for profit? It certainly does. For that purpose this book is published. Take up the hog business; do not delay; stay with it; give them the best of care; stay with it—prices up or down—and you are sure to make money.

Does it pay to be prepared for breeding custom sows? It certainly does. Today I have a young sow, brought thirteen miles, because the man knew I was fixed for it and he wanted to breed to a large and somewhat aged boar. A good idea. Breeding young boars on old sows and young sows to

old or matured boars is the proper this. We bred his 125 pound sow to a 700 pound boar with perfect ease, safety and quietness. He was not here fifteen minutes until he was ready to return home, as far as the work was concerned, highly pleased. It pays to be equipped for the business; and let the community once know that you are prepared and understand your business, and you will have no trouble at all if you use the Safety Breeding Crate. Do not overlook this profitable part in the hog business; it brings in a nice sum the year around. But do not do a credit business, unless it is all right, and you know it is.

Here is one feature of the utmost importance in the mail order business that we people, as inquirers for new stock, make. We want new stock, and we know we must have it, but we put it off and think we can buy whenever ready for it. This is a mistake. Better buy the best when pigs and raise them ourselves. Two great advantages in this. First, we get the best—we get our pig before the bunch is culled. Second, we raise it ourself, and we can tame and mould it largely to our liking—a grand thing to practice indeed.

Then, here is another great mistake we make in this inquiring business when writing to a breeder. If a farmer and write but few letters, we are apt to want promptness and do not stop to think that the breeder, if he has any business at all, has thousands of people to deal with and attend to their inquiries and answer questions, and if our letter is not answered for a few days we should not get impatient and hot-headed and send a second letter in haste. And often we ask questions out of idle curiosity, when we do not need anything, and would not know what to do with a pig if we had one.

This is wrong and an injustice to the breeder, who generally means things well and does his best to please everybody. Then, there is also a fault with the breeder. A man sends an inquiry for a certain type, age, sex, and so on, describes his wants and asks prompt attention, and also states (often underlines it) that he has made similar inquiries of other breeders, and that where he can buy the cheapest is where his custom will go. Too often this occurs to some breeders, and they commence cutting the price. This is wrong. Hold to your price and quality. Do not sell a hog or pig for less than it cost you to raise the same just to get ahead of the other breeder. You chop your nose off in this deal: for likely this man will give you his order, and he may come back to have you present him with another hog or two: then you become sore at your own game. Mr. Breeder, be careful. This is a free country, and if a customer is wishing to obtain different prices this is his privilege. He is right. Often he gets bit by wanting to buy cheap—this is his business; and you, Mr. Breeder, should not join in such a game. You know what your hogs are worth; you know what it has cost you to advertise to bring your business in an honorable way before the public; then do not become excited and cut prices on your brother breeder—you hurt your own business, not the other fellow's. Then again, often we breeders allow ourselves to become hot-headed at such inquiries and do not answer them at all, or in a saucy, stuck-up way. This is wrong, indeed, and should not be done. Answer all your inquiries in a gentlemanly way; explain why your prices are what they are; tell this man what your stock is and give him your best price, so you can afford to keep up your herd or herds to the top standard, and he will appreciate your kindness, if not at the time

he is after bids, he will likely come and pay you your price at another time, and you can treat him like a gentleman. It does not pay to get hot-headed. Put a smile on your face, if your corns do hurt; when the clouds are thick keep a smile, the sun will shine again, and life is too short to grouch away any of it; let us meet the world with a smile and we are generally met with the same in return; for with what measure we measure it will generally be measured. So let us be happy and look on the bright side of life, most especially with the hogs for profit.

## Conclusion

---

Now, friends, I have been with you with many, I trust, interesting and profitable thoughts for you, and time and space forbids to go any farther. So with the best and most hearty wishes for your abundant success with hogs and highest benefits in this book, I trust we will all give the hog more attention.

There is nothing on the farm that brings the farmer more ready cash and profit than the hog, if properly cared for and fed, and I trust that I have in this book encouraged my readers to this end, and I feel most sincerely proud of this book, and am thankful that I undertook the task of writing it, and fully trust that it will be highly appreciated among my many friends, and that each and every one in this great country of ours who gets one of these books will make an effort to sell some to his neighbors; for by so doing I fully believe you are doing your neighbor a kind act, and help the great hog cause along, for it is so much needed. Our American hogs need better care, so we can realize more profit. So let us not slack in pushing this great work, and I believe this book will do every owner double the good it costs him.

The price is \$2.00 only, and a liberal commission to agents. Write for terms at once. Agents wanted everywhere to put this grand work on every farm in the United States. Let us not be selfish, but work together in this great cause and do what we can for more hogs and better pork.

Thanking you, one and all, in advance for any favor you may give in this work, I remain

Respectfully yours,

M. L. BOWERSOX,

Writer and manager of M. L. Bowersox O.I.C. Breeding Co.

BRADFORD, OHIO

---


Our catalogue of our hogs, the great money maker O.I.C., is free for the asking. Get it and learn what we are doing in this line. Address

R. R. 4, box 9, Darke County,

M. L. BOWERSOX,


Bradford, Ohio














**HECKMAN**  
BINDERY INC.



**SEP 84**

N. MANCHESTER,  
INDIANA 46962



LIBRARY OF CONGRESS



0 002 834 943 9