

UC-NRLF



5B 59 119

THE  
RATIONAL METHOD  
IN  
READING  
ADDITIONAL  
PRIMER

MARY A. WARD  
MADALENE D. BARNUM

SILVER, BURDETT & COMPANY


794

UNIVERSITY OF CALIFORNIA

D

ON

No. 15





Digitized by the Internet Archive  
in 2007 with funding from  
Microsoft Corporation

THE   
RATIONAL METHOD IN READING

BY

EDWARD G. WARD

LATE SUPERINTENDENT OF SCHOOLS, BROOKLYN, NEW YORK

Additional Primer

BY

MARY A. WARD

PRINCIPAL PUBLIC SCHOOL NO. 89, BROOKLYN, NEW YORK

ASSISTED BY

MADALENE D. BARNUM

MODEL TEACHER, BROOKLYN TRAINING SCHOOL FOR TEACHERS



SILVER, BURDETT AND COMPANY

NEW YORK

BOSTON

CHICAGO

750 1741  
ANNOUNCED

LB 1525

1173

COPYRIGHTED 1906, 1907,

By SILVER, BURDETT AND COMPANY.

ENTERED AT STATIONERS' HALL, LONDON, ENGLAND.

*All rights reserved.*

EDUCATION DEPT.

# INSTRUCTIONS TO TEACHERS

## I

THE use of this book should not begin till the fifty sight-words given below have been thoroughly learned.

During this "First Stage," three lines of work are to be separately practiced every day:—

1. Sight Reading from sight-word cards and from blackboard.
2. Drill on Phonograms.
3. Ear Training.

### 1. Sight Reading.

Begin with blackboard, using script characters only. Teach the following sight-words:—

A, all, am, an, and, any, are, at, can, come, do, does, down, eat, Frank, give, go, has, have, he, here, him, I, in, is, it, Jack, let, like, may, me, no, not, oh, old, on, see, she, take, tell, the, to, us, water, we, what, where, will, yes, you.

Use the words in sentences from the beginning. Do not use the sentences found in the book; and, the better to avoid doing so, work up the words in a somewhat different order from that in which they are presented in the book. For fuller instructions, suggested drills, etc., see *Manual of Instruction*.

### 2. Drill on Phonograms.

This is a preparation for phonetic reading. To be effective, it must be thorough. The material used is the Initial Stock of phonograms, comprising f, l, m, n, r, s, — ā, ē, ō, — ing, ings, ight, ights, — ail, ails, ill, ills.

The drill on this stock must begin when the first blackboard work begins and continue without intermission. See *Manual of Instruction*.

### 3. Ear Training.

This, also, is a preparation for phonetic reading. It should begin at the very commencement of the term and be practiced daily. With brisk work, five minutes a day should suffice for it. See *Manual of Instruction*.

## II

During the "Second Stage" of the work, three lines are to be separately practiced every day:—


541472

1. Sight Reading from cards, blackboard, and Primer.
2. Drill on the Phonograms.
3. Drill on the Blend.

1. Book Reading.

The words in the preceding list having been thoroughly taught, and read in blackboard sentences, the book itself next comes into use.

The pictures occurring among the words in the sentences are to be read as words;

e.g., Jack is a , will be read by the child, "Jack is a rabbit." Where

colored pictures are used, teach the child to read the color of the picture as well. If, for example, the picture of a red wagon be used, as on page 17, the child will say, "See, May! A red wagon!"

The drill on sight-words previously learned and the teaching of new sight-words from the following list must be continuous, the new words being taught at the rate of from eight to ten a week:—

Apple, big, boy, by, cow, dear, did, drink, fly, for, full, goes, good, hear, her, his, little, look, make, milk, much, my, of, one, or, out, our, over, pail, play, pretty, run, shall, sing, some, sugar, sweet, that, them, then, there, they, too, under, up, walk, want, well, with, your. For instructions for changing from script to print, etc., see *Manual of Instruction*.

2. Drill on the Phonograms.

This will proceed as before, the cards being the means employed; but now the print side will be used as well as the script side. See *Manual*.

3. Drill on the Blend.

This consists in the reading of single phonetic words. It combines practice on the individual phonograms, with the ear training prescribed for the "First Stage" of the work, separate oral exercises for the latter being no longer used. The material employed is found in Phonetic List No. 1 in the *Manual*; said list being arranged in sections according to the difficulty of the words presented.

### III

During the "Third Stage," four lines of work are to be separately practiced every day:—

1. Reading from the Primer, Part II.
2. Drill on the Phonograms.
3. Drill on the Blend.
4. Continued Drill on Sight-words.



Library of  
California

ADDITIONAL PRIMER.

PART I.

---

*READING BY THE WORD METHOD.*

---



THE RUNAWAY.








---

The 

the 

See see

Can can

1. See!
2. See the  .
3. Can the  see?
4. The  can see.
5. See the  .
6. Can the  see?
7. The  can see.
8. See! See the  .



I	me
---	----

1. I see!
2. See me!

3. Can I see the  ?



4. I can.


5. I can see the  .

6. Can the  see me?

7. The  can see me.

8. See! See me!

9. The  can see the  .



1. I see you!

May	you
-----	-----

2. I see you, May.

3. May, I can see you.


4. See me, May.

5. Can you see me?

6. May can see me.

7. Can May see the  ?

8. Can the  see May?

9. Can you see the ?

Jack


Frank

1. See Jack, the .

2. May, can you see me?

3. I can see you.

4. I can see Jack, the .

5. Can you see Jack, ?

6. I can see Jack, Frank.

7. Frank, can Jack see me?

8. May can see Jack.

9. May can see Frank.

10. The  can see Frank.






Do do not You


1. See Jack!
2. See! See!
3. I see Jack.
4. Frank, do you see?
5. You do not.

6. Frank, can you not see?

7. Do see.

8. You can see me.

9. Do you not see the ?

10. Can not the  see?

11. Do see Jack.

12. May, can you not see?

13. You do not see! You do not see!

Is	is	Here	here
----	----	------	------

1. Do you see Jack?

2. I do not see Jack.




3. Is Jack here?

4. Here is Frank.








5. Is the  Frank?
6. Frank is the .
7. Frank, Frank, is Jack here?
8. Frank can not see Jack.
9. Is May the  ?
10. May! May!
11. Can you see Jack?



12. I can not.

13. Is the  here?

14. I see the .

15. Can the  see Jack?

16. Jack is not here.

He	he	him
----	----	-----

1. Here is Jack!

2. See him!

3. He is here.

4. Here he is!

5. Is Frank here?

6. Frank is here.

7. I see him.

8. Can he see Jack?




9. Frank, Jack is here.
10. Do you see him?
11. Can he see you?
12. Jack, here is Frank.
13. Do you not see him?
14. Here, Jack, here.

Does	does	sees	Oh	oh
------	------	------	----	----

1. Oh, oh!
2. See me.
3. Here is Jack.
4. Oh, oh, oh!
5. Jack, oh, Jack!
6. Do you see me, Jack?
7. He does see me.






8. Here is the .

9. Does the  see Jack?

10. The  does see him.

11. Jack is here! Oh, he is here!

12. Jack, do you see May?

13. Do you see the .

14. Does he see me?

LAST CHRISTMAS.

It it


A



a




1. Oh, oh! See, Frank!

2. See, May! A  .


3. Do you see, Frank?

4. See, Frank! A  .


5. Here it is.

6. Here is a  .

7. Do you see it?


8. I see a  .

9. Do see the  .

10. See the  .

11. You see a  .

12. It is here.

13. Here is a  .





IN THE ORCHARD.



Tell Yes

tell yes

tells sees

1. May sees the .
2. Do I see it?
3. Yes, it is here.
4. Does Frank see? May, tell him.
5. May tells him.
6. Oh, Frank! See the .
7. Tell me. Do you see it?

8. He does see it. He tells May.

9. Yes, yes, May. Yes, I see.

Come  
come  
comes  
Has  
has




1. Oh, see! Here is Frank!

2. Is the  here?

3. Yes, do you not see it?


4. Frank has it.

5. He has the .




6. Come here, May.

7. Frank has the .



8. Can you see it?
9. Come, tell me.
10. Here comes Frank.
11. Here comes the .
12. Frank has it.




like   likes   give   gives   Give

1. Give May the , Frank.
2. Frank gives it. See him.
3. Here, May. I give you the .
4. Oh, Frank! I like it.
5. See! Frank gives me the .
6. Do you like Frank? May does.
7. Does he like May?







Frank's      May's      water      on



1. Oh, oh! See it come!
2. Can you see the water?
3. See the water on Frank's .
4. May's  has water on it.
5. Oh, water is on May's .

6. Come, Frank. Come, May.
7. Frank sees me. Come on, Frank.
8. See him come.
9. He does not like the water.
10. May does not like it.
11. See May come.

What	Are
what	are
Water	.



1. What are you?
2. Are you a  ?
3. Come here.
4. I can not see what you are.
5. You do not come.

6. Do you like the water?
7. Tell me.
8. You do not tell me.
9. A  likes water.
10. Oh! You do like the water.
11. I see you do.
12. I see what you are.
13. You are a .
14. Water is what you like.



PEEK-A-BOO.

---



Where  
where

Not  
Will



1. Where is Will?
2. Where, oh! where?
3. Will, are you here?
4. Where are you, Will?
5. Do you see him?
6. Not here! Not here!
7. You can not see him.
8. Here is Will!
9. Oh, Will!
10. Will, do you like me?
11. What! Is Will here?
12. Do see him.
13. Do you like Will?
14. You do like him.
15. Do you not?

THE THIRSTY FLOWERS.

---



1. Water! Water!
2. Give us water.
3. Here we are!
4. See us! We we us
5. Water is what we like.
6. Oh, give us water!
7. Will you not give us water?
8. See where we are.
9. May, give us water.
10. We do not see you, May.
11. Where are you?
12. Oh, come!
13. Oh, come, May!
14. Give us water.



Have

have


will

She




she

1. See what May has. Is it water?
2. Will she give us water?
3. Have you water? We have not.
4. Do give us water.
5. You have water. Have you not?
6. She comes.
7. Does she give us water?
8. Yes, yes. She does.
9. See us! Oh, see us!

## WHAT THE WIND DID.




Take take in may

1. Take me! Take me in the .
2. Do take me, Frank. May I come?
3. Yes, you may. Come on, Will.
4. I will take you in the .
5. Have you not a ?
6. Yes, it is in here. I will take it.

7. See me! Does May see me?

8. Yes, she does.

9. I like it in here, Frank.




Let


let

go

1. Frank! Frank! the .



2. See it go! See the .

3. Frank, do not go on.

4. Do not let the  go on.

5. Let go, Frank! Let go!




6. The  is not in the .

7. See it! Do not take me on.

8. Do not let the  go.

down to

1. See where the  is.

2. Here is Frank to take it down.

3. Will it not come down?

4. Take it down, Frank.


5. Will has to have it.

6. Can you not give it to him?

7. It will not come down to him.

8. What can Frank do?








Did

did

with






1. We did take the  down.
2. Do you see Frank with the  ?
3. Did May see it go? She did not.
4. She did not come with us.
5. Let us go to May.
6. I will tell what Frank did.
7. He will tell what I did.
8. Come on. Come with us.
9. Here we go with the .

## TEA-TIME.




---



One            one  
for

1. Here we see a  .
2. What is it for? Let me see.
3. I see a  for Frank.
4. I see one for May.
5. Do you see one for Will?
6. I see  .
7. The  are with the  .
8. What for? Can you tell?



9. One  is for Frank.
10. One is for May. One is for Will.
11. I see one .
12. What is on it? You can tell me.
13. I see a . Is it for water?
14. It is not for water.
15. What is in it? Can you not tell?

## THE CONCERT.

---


Play

play

Sing

sing



1. May can play on the .
2. May, will you play for me?
3. She likes to play.
4. Frank can sing. Play for him, May.
5. Sing with May, Frank.
6. Sing for Will, May.
7. See what Will does. He likes it.
8. You can sing, can you not?

## THE LITTLE MOTHER.

---




plays            sings            sing ing

1. Have you a  ?

2. Have you one like May's?

3. Here is May's .

4. She plays with it. She sings to it.

5. See May sing ing to the .

6. The  is going to .

7. Does the  like May's singing?

8. Yes, she likes to have May sing.

9. See where May's  is.

10. Do not sing here.

11. The  is in .

12. Does she like to go to  ?

13. Yes, she likes to go.

14. Has she  on?

15. Oh! Oh!



16. You do not take  to .


17. Do you?

18. See, the  are down here.

In

1. Is the  in  ?

2. She is not.










3. Is May sing ing to the  ?

4. She is not sing ing.

5. She has a .

6. She is going to play with it.









7. The  is to go with May.
8. In what will the  go?
9. The  will go in the .
10. She will have  on.
11. The  will have a  on.
12. See! One  is on.
13. One  is not on. Where is it?
14. See, May. It is down here.
15. Can you not see it here, May?




Look . look  
or Will's



1. Let us look.
2. Look in here.
3. I see a  .
4. Is it Frank's or Will's?
5. The  is Frank's.
6. Look, or you will not see it.
7. Look for Will's  . He has one.
8. Can you not see it down here?
9. The one with the  on?
10. Yes, Will's has a  .
11. Did you see Will in the  ?

12. Did he have on the  ?

13. Yes, he did. Has May a  ?

14. Yes, she has. See the  .




15. Look! See the  down here!

16. Is it for Frank or May or Will?


17. The  is for Frank or May.

18. It is not for Will.

19. Come, Frank, take the  .

They  
they  
want  
going




1. Down they come!
2. Where are they going?
3. What are they going to play?
4. Do you see what May has?
5. Look for what Will has.
6. See! It is a .
7. Can you tell what is in it?
8. They will want it to play with.
9. Did Frank or May give it to Will?

10. What is the  for, Frank?

11. What do you want to do? Tell us.



12. Look! Do you not see the  ?

13. We want you to look.


14. Are you going to look or not?


15. We want you to see us.

16. Does he see what we want?

17. We want to go with him.

18. Yes, he sees us. He will take us.



1. We see you, Will.
2. Where are you going?
3. Do you see us?
4. Yes, I do see you.
5. Do you see May? Do you see Frank?
6. They are here.
7. The  did take us, you see.
8. Here we go. Do you want to come?









Well

well

That

that

1. Frank has a well down here.
2. Do you see it?
3. Yes, we see. What a well it is!
4. Here comes May with a  .
5. Frank, I have come for water.
6. You have a well.
7. Have you water down in that well?

8. I want water in the  .
9. Give me the  .
10. I will give you water.
11. Here it is. Take the water.
12. That is it. Where is Will?
13. Look for the  .
14. Well, well! Is that Will's  I see?
15. Did not Will have it on?
16. Yes, he did. What is that in it?
17. It looks like one  .
18. What is Will going to do?
19. We can not tell.
20. Can May see him? Can Frank?
21. They can not see him.




at

little




takes

look ing


do ing

1. Look at little Will! Look at him!
2. Do you see what he is doing?
3. Come on, May.
4. That is what we want to do.
5. We do not want to play here.
6. Let us play down in the water.
7. Look at Will's little .
8. See, they are in the water.



9. Do you like it or not, Will?
10. Will is sing ing.
11. May's little  is look ing on.
12. Does she want to come down here?
13. Not down where Will is.
14. She does not like water.
15. Let the little  look at us.
16. She will like that.
17. Come on, May. Will you come?
18. Yes, yes. Here I come.
19. Oh! Oh! Oh! Do I like it or not?
20. Frank! Come to me!
21. I do not want to go down.
22. Frank comes. He takes May's .

## THE SPIDER'S WEB.



Up up fly  
in to Down wants

1. See the  up here.

2. Do you see that  ?

3. He wants a fly to come.

4. Do not come, little fly.

5. The  wants you.

6. The fly comes. The  sees him.

7. The fly does not look up.

8. Oh, oh! He will fly in to the .

9. Oh, see! Up comes May with a .





10. Up with the .



11. Down with the .

## THE MOUSE AND THE SUGAR.



There            there            sugar

1. May has come for the .
2. There it is. She has it.
3. See May with the .
4. She has . They are on .

5. She has the sugar.
6. Look! There! See the sugar go!
7. It is going down on the  .
8. Yes, there is sugar on the  .
9. Take up that sugar.
10. May, do we not tell you?
11. She does not see it.
12. She does not look down there.

run

run ning


runs

Under

under

looks



1. Here comes a little .
2. He is run ning.

3. See him run. He runs on the



4. He sees the sugar.

5. He takes a look at it.

6. What! Is that sugar I see?


7. He runs on. He comes to the sugar.

8. Oh! See him take the sugar.

9. What is that under the  ?

10. Under there?

11. Yes, under the .

12. I can not look under the .

13. The  can look under there.




14. Does he look under there?





15. The  looks at the sugar.


16. See the sugar go! Well, well!



All    all    Then    then


1. What comes?
2. Look! Under the .
3. What is that?
4. It is the .
5. Then fly, little . Fly!

6. Here comes the .
7. Does she want you or the sugar?
8. See the sugar.
9. The  did not take it all.
10. Has the  come for sugar, then?
11. She can have all she wants.
12. She does not like sugar at all.
13. Then what has she come for?
14. Can you not see what she wants?
15. Look here. Then you can tell.
16. All she wants is the .





To                    out  
make                makes

1. Here, May! We want you.
2. What do you want me for?
3. To play or sing for you?
4. Not to sing for us.
5. Not to play with us.
6. Look down there. See that.
7. There is a little sugar.
8. Sugar? Out on the .
9. Well, well!



10. I will take it up.

11. Let us look at it.

12. Is it like that in the  ?

13. It is not.

14. Then I can not make it out.


15. Do look at the .

16. I do not like it at all.


17. What makes it like that?

18. It does not look well.

19. What makes the  look there?


20. The  is here, little .

21. She wants to make you come out.









22. Do not come out, little .











23. You did well to go there.

## NOAH'S ARK.



Little      too                  An      an

1. Let May play with a  ?
2. Little Will does not want one.
3. He has  . He has  .
4. See all he has down there.
5. He has  , too.
6. Where are they all going?
7. An  is with an  .
8. Look! A  comes with a  .




9. A  can fly. Can an  fly?
10. Can an  run?
11. Yes, an  can run.
12. Do you see the  , too?
13. Are they run ning?
14. Look at the  .
15. They are go ing up on the  .
16. See! Can they go up or not?
17. Can the  go up?
18. Look at that little  .
19. Do you not like it? I do, too.
20. Will, is that all you have?
21. What! Have you  , too?
22. Oh, see all you have.



COW COWS

Good good

Go

1. We can see what Will wants.
2. A cow to go with that cow.
3. Well, where is the cow?
4. Do you see the  ?
5. Then you can see the cow, too.
6. Come, cow! Good cow!
7. Come out like a good cow.
8. A good  will look for cows.
9. Here, good ! Go for the cow.




MAY'S PICTURE BOOK.

---



No            no


her            hers








1. See the  .
2. Is it May's ?
3. Yes, it is hers.
4. Does she like her  ?
5. She likes to look at it.
6. We like to look at it.
7. Give it to us, May. Will you?
8. We want to look at it.
9. May will let us look.
10. Let us play with her  .
11. Let us see what is in it.







1. Oh, there is a  .
2. Does it like to come out?
3. Yes. It likes to fly a little.
4. Can it sing? Will it sing for us?
5. No, no. It can not sing.
6. It is in May's  .
7. Is that all there is to see?
8. Let us see all there is.



1. Oh! look.
2. Are they fly ing or not?
3. One has  .
4. That  is fly ing.
5. One is not fly ing .
6. Has that one  ?
7. Yes, it has.
8. Where are they? Can you tell?
9. Is that  fly ing or not?



1. Is that all for us to see?
2. No, no, that is not all. Look!
3. Down here are .
4. Do you not want one?
5. Here comes May.
6. She has a  on.
7. Has she? One like that in her .
8. Yes. She runs up to let us see.
9. Give her the . Here, May.






A GOOD DRINK.

---



Drink  
drink.  
ones  
them

1. What are they? Can they fly?
2. Look at them well.
3. They are .
4. They are little ones.
5. Are they May's?
6. Yes, they are hers.
7. See them take the water.
8. Do you not like them?

9. Come out here, Frank.
10. See the  down here.
11. What makes them look up?
12. Can you tell?
13. Yes, I can.
14. Is it to sing?
15. No, no. They can not sing.
16. Is it to look up at me?
17. No, it is to drink.
18. See them drink all the water.
19. Drink, drink, you .
20. Drink up the water.
21. Oh, look, Will!
22. See them drink all the water.

## THE LITTLE MAID.





and pretty make making


Well, well! What is May making? Let us look.

May, what have you there? Will you tell us?

Can you not see what I have?


Oh, yes!  and a .

That is not all. Look into that pretty . There is sugar in it. I have water in the .


See! The sugar is in the water. I take the .

See what I do with them.

Oh! I see what you are making. It is what you and I like. Will you give me a drink, May?

Yes, yes. Come and have a drink, Frank and Will! Will you have a drink? Come. Is not the  pretty?

Yes, it is a pretty one.


The  is pretty, too.

## MILK.




---

milk


full



Do you like to drink milk? I do, too. May and Frank drink milk. We all drink it. It does us good. The cow gives us milk to drink.

There is a pretty cow. The  has come to milk her. Do you see the  on her ? That cow is a good one. She gives good milk.




Here comes the . She has her can full. Is it a little can?


No, it is not little. See her take it up. Did she milk the good cow?

Yes, her can is full.

What will she do with the milk?

I will tell you.


Here are . Are they full?





No, they have no milk in them.




See what the  does. The  are full. Then let us have one.

Hear  
hear  
some  
Some




See that go. See it! Do not run  
up to it. You may go under it. Let  
me take you with me. Hear the  
. Do you hear it?



Yes, yes. Tell me what is in that  
.

That  has some milk in it.  
The  are in there. Hear that  
. Can you hear or not? Can  
you hear what I tell you?

I can not hear it all.

Come to me. Then you will hear well. I will make you hear. There is some milk in that .


Did some one take it there?

Yes. The  are in the . They have milk in them. They are full.

Where will the  take them?

Will some one take them out? I want some milk to drink.

No one here will take them out.

Will that  give us a drink?

Yes. Run and tell her what we want. She will give us some.





goes



of


Here you see where the milk goes.  
Can you see some of it?


The milk comes out of the .  
Then it goes into the .

Some of it will come to you.


Some goes to May and Frank.  
Some of it goes to little Will.




See Will take the   
of milk. Milk is good to  
drink. Is it not, Will?

Hear Will. Then you  
will want a full .

Is that Will's ?

Yes, it is a pretty one. Have you  
a ?

No, I have no  at all.

Oh, here comes a little fly. Look  
out, Will. It may go in to the milk.

Make it fly. Do not let it drink.

Where is it? I hear it singing.  
Oh, there it goes, out to play.

walk

walks



with out

big

hears



Here go Frank and May. Are they going for a walk?

May takes her  with her. Look at the big  Frank takes.

Has he not a little one, too?

Yes, it is under the big one. He will not let go of it.

Can you tell where they go? You go there too.

Frank walks with May.

Will wants to go with them.

They will not let him go. He is not big, you see.

Hear what May tells him. No, no, Will. You may not come with us. You are not big. You may walk up and down. You may run or you may walk.

You may not go where we go. We are big. We have to go there.

Does Will hear her?



Yes, he hears. They walk on without him. Then Will goes in.

Am	am
boy	boys



I want to go  
where Frank goes.

All of the big boys go there.

I am not little. I am a big boy. I  
can walk and run. Am I not a big  
boy? I have a , too. I will take  
the  with me. It is pretty.

What did May tell me? Did she  
tell me not to go? Yes, she did.

I want to go. I am not too little.

I want to go, and I will go.

Oh, I am not a good boy!




Shall


shall

dear

Boys

Well, well! What dear little  are you? Is no one with you, dear?

What shall I do? Where shall I take him? What shall I tell him?


Boys, what  is it? Can not some of you tell me? Can you, Frank? Come, then. You tell me.


It is Will. He wants to come here.


No, Will. You may not come here, dear. You will have to walk out.

Look at the boys that come here. They are not little like you, dear. You are too little. They are all big. Shall I take him out?

Yes, Frank. Boys, look on the .

All good boys look on the .

Look in the  for "cow." Look for "milk," too. Look at "an" and "full" and "sugar."

Where is "an"? "An" is not down there. Come here. Give me the .



old over

That's

Hear little Will!

Oh, dear! What  
did I go for?

I am not old like

Frank. I am not big like May.

Frank is not little like me. He  
is old. May is old, too.

I can not go with them. I am not  
old. I am too little.

Did May tell me that?

She did tell me, over and over.

Oh, Frank! I am not a good boy.  
No one likes me.

Here, Will. Play here like a good  
boy. Do not go over there.



Will you do what I tell you? I will like you then.

What can I play, Frank? There is no one to play with. Can I play with no one?

Yes, yes, you can play. You can walk up and down. Play or sing or run. Then May and I will come.

Well, then, Frank, I will play here. I will not go over there.


That's a good boy. Look! See what I will give you. Some sugar! Take it. You like sugar, do you not?

Oh, Frank! I want you. Do not go.

Frank did go. He is not here.

## WILL'S NEW FRIEND.

---



Any

any


eat

Walk


Oh, dear! No one to play! What shall I do? Shall I eat any sugar?

Will some big boy come out to play?


I can give him sugar to eat. Any boy likes to eat sugar.



Look at me, Will! I am a little . Will I do to play with? I am like you. I am not big or old.

I like sugar. Have you any sugar there? May I eat any of it?

Little , walk up! Walk up!  
Walk up to little Will.

Good	My	my	Pretty
------	----	----	--------

My good , what do you want?  
Some of my sugar?


 Well, well! See where my  
sugar is! The  has it.

What will he do with it?






I want to see where it goes.



Look! Up it goes! Down it comes!  
Where is it? Where is the sugar?




Good! Good! Pretty , you play  
well. You may eat all of my sugar.

Run	our	ours
-----	-----	------

Little , can you play , too?  
I have an old  here. It will do  
for you and me.

There goes our . 

Run, run! Run, little . You  
have the . You run well! Come  
here with it. Give it to me!

That's it! Good . I like you. I  
want you for our . Do you want  
some milk? I will give you some of  
ours. You shall have a  full.

We will have you for our .


## APPLES.


---





sweet

Eat

Frank, see that pretty . It looks sweet. Give it to me, Frank.

No, Will. That pretty  is not good for you. It is not sweet. It is too little to eat.

Well, then, no little  for me. I do not want it.

Oh, see! Here is a big . Is that good? Shall I eat it or not?


Yes. Eat it. It looks sweet.

Oh! It is good and sweet.


FRANK'S PAINT BOX.



Make  
his  
your  
much  
Much


Frank has a big . It is his.

Has he any water?

His  is full of water.

Does he want much water?

He has to have all that water.

Frank, make a pretty . Make  
it for us. Here is one to look at.

Make it in your pretty .

What is in his ? A , and a . Yes, and there is a , too.

There is no  there.


What can he do then?


Can he make a ?

Frank, take a little of your .

Not too much!

Let it go into the water.

Take a little of your . That goes into the water, too.

See what you have. Is it what you want? You can make your .






## THE CATERPILLAR.

---




eats



Look at the big . Is it all there?  
Much of it we can not see.

What did make it like that? A  
fly will not eat a . No boy eats  
a . What did eat that ?

Look! What is under the ?



Oh! A little  is  
under there.

The  eats the . He likes it.  
It will make him big.

Does he like it much?

Oh, yes! He eats much of it.



ADDITIONAL PRIMER.

PART II.

---


*SIGHT AND PHONETIC READING COMBINED.*

---

**TO THE TEACHER.** — Do not begin to use this part of the book until you have fully carried out the instructions given in the Manual under the heading, "Second Stage of the Work."

By way of preparation for each lesson, have the phonetic words that occur therein, written on the blackboard with the proper marks, and read by the scholars (several times, if necessary) as a blend-drill.

**PHONOGRAMS.** — f, l, m, n, r, s, — ā, ē, ō, — ail, ails, ill, ills, ight, ights, ing, ings.



Are May and Frank here ?

I do not see them. I do not hear them.

I have come to see them. Are they not here ?

Tell me.


They are not here.

Where are they, then ? Did they go for the mail ?

I know where they are. Lēø is with them. Rāy is there, too. Sō is little Will.

Do you want to see them ?

Look over here and you shall see.



Dear      pail      pails      Old

Oh, there are May and Frank! Is any one with them?

Yes, May has little Nan with her. Do you see Nan with her pail? Some boys are there, too. Lēø is there. Nat is, too.

Is that Will I see, or not?

That is little Will with Nat.

They all have pails. The pails are not full. What are the pails for? You shall see.

Do you see an old man? The one up there on the seat? That is old Sam.

He is, oh! sō old. He is a dear old man. They all like old Sam.


Where do they want to go? You shall see. Old Sam will take them there. Is it not good of him?

Old Sam likes little Will. He likes to sāy, "Will is my boy." He will sāy it over and over.

Old Sam likes them all. He is good to them. Does he know where to go? Oh, yes!

Do I see Rover under there? What are you doing under there, Rover?

Dear me! Rover has a pail, too. What is Rover doing with a pail? Is it his?



It is not his. He has Nat's pail under there.

Did Nat tell him to take it?

Yes. It's a big pail, too.

Good old Rover! You do not like it much.

Here we are! We did not have to walk.

Old Sam, you are good to us.

Come on, boys. We can fill our pails. Will you come too, old Sam?

No, boys, I shall sit here. Go and fill your pails.

Nat, where is that pail of yours?

Rover has my pail. Here, Rover! Dear old Rover!

Lēφ, will you take me down? Oh, dear! There goes my pretty little pail! Did it go down under there? Is it under there or not?

I let it fall. I did not mean to.

You shall have your pail, Will. It is all right under there. You shall have it.

Here, I will take you down. See, your pail is under there. Take it up and fill it.

My pail is all right. Good!

̄O, May! I see you run ning over there. You will not have your pail full.

Where is Nan?

I'm com ing too. I shall have some in my pail. I want some in my ōwn pail.

Look at Lēē over there! See that pail of his. Is it full?

apple	apples
-------	--------

Is your pail full, Frank? Ours is not full. Shall we fill it? It takes many to fill it. Nan and I want some to eat.





Oh, fill it up, May and Nan. Go on and fill your pail. Then you may eat some.

See Lēø with his pail. Look at Nat with his. See me on my knēø. We mean to have our pails full.

We'll have them full. You shall see.

Then we'll all eat some.

May goes to fill the pail. Nan goes with her. See Will. Is his pail full?

Will, is your pail full?

Yes, yes, my pail is full. My pail is full and run ning over. I have too much in it.

My pail is not big. Yours is a big one.

You are right, Will. Yours is full. Do not eat any out of it. Our pails are not full.

What shall I do — take a walk ?

Yes, do. Take a walk.

Shall I look for some sweet apples ?

May or Nan, do you want an apple ?

Yes, yes, Will.

Boys, do you want any apples ?

I want an apple. I want one. Sō do I.

Old Sam wants an apple, too.

All right. I will walk and look for apples. Out under there I may see some.

Here, Rover! Do you see my pail ? You sit here. Down, Rover! Down, Rover!

Sō! Do not come  
with me.

Rover does not want  
an apple.

Will goes on his  
walk.

Rover, are you there?  
Good old Rover! See  
him sit there!

See Rover look at  
us. What does he want to s̄ay?

Ō, little Will! Do not take a walk  
with out me!

Oh, dear! There he goes! He will  
walk an h̄our! I shall have to sit here.

Ō, Will, what do I have to sit here  
for?



## WILL'S ADVENTURE.

---



There goes Will on his walk. Can you see him? Can you hear him? What does he say?

Dear me! What do I see over there?  
Apples! Sweet apples! Here they are,  
right here. Are there many of them?

An apple for Nan! An apple for May!  
Apples for Frank and Lēø. One for Nat,  
too! An apple for old Sam!

Oh, an apple for me, too! Did they fall

down here? Let me see them. Are they not a pretty sight?

Are they sweet or sour? I do not like sour apples much. They look sweet.

They seem sweet to me. They do not look sour. Shall I eat an apple to see?

I might eat one of them. I might eat my apple. Sō I will. Here it goes.

No, no! I will not eat any.

I'll take them with me.

I know they are sweet. They are not sour. They look sō good.

I'll take them to May and Frank. Then we'll all eat our apples.

Frank will eat his. Nan will eat hers, and May, hers.

I will eat my sweet apple, then.

## THE STRANGE BEAST.

---



Look over here! See what has come!  
I do not like it much.

Oh! Oh! Let me fly! Let me go! Let  
me run, run, run!

Oh! I am run ning with all my might.

Is it coming for me? Is it run ning?

I can not hear it. Will it overtake me?

Oh, dear! You are sō big!

Do not eat me up! I'm a good boy.

Do not make a meal of me. I am not fat, you see. I am not much to eat.

Eat my apples, not me!

Hear our little Will! See him run!

Do you see his heel fly up? Well, well! To see Will run like that! What a sight! He goes with out his apples.

Will, what makes you run sō? Where are your sweet apples?

Walk, Will, do not run. Walk!

It will not eat you. Do you hear what I sāy? I mean it.

Will goes right on. He can not hear me. He does not want his apples.



Will does not know much, does he? He is not big nor old.

Is it coming for me or not? I'll take a look. It is not coming over here. I am all right then.

Oh! I see what it wants. Some of our sweet apples out there.

Look at that! There goes an apple! There go all our pretty apples.

Shall I go and fight for them? All our pretty apples! I do not want to fight.

Oh, dear! I'm not a big boy. See! It's eating an apple. That one is my apple.



Is it a cow?

I can not s~~ay~~. I have not seen any cow like it.

It is not like our cow. It does not walk like our cow.

Our cow is not fat like that.

It is not pretty like our cow. It has not the ear of a cow.

Our cow is big, too.

Is it a cow's little one? It's not much like an old cow.

What, then? Is it a lamb?

No lamb is like that. That is not much like snow.

I do not know what it is. I have not seen one any where.

It goes right on eating.

## WILL'S RETURN.

---



Here goes Will.

Does he like to go?

No, not much. He goes with out any apples.

He did have some sweet apples. Where are his pretty apples? All eat~~e~~n up?

Not an apple has little Will. Not one, sweet or sour. Oh, dear! Not any!

Hear that! Will, do you hear any singing? I know you like singing, Will.

Hear that! It is sweet. It is pretty.

Will hears it. He looks up. He sees what is singing. What does he say?

Oh, you're singing to me! I see you singing up there. Did you fly up there? I see you where you lit.

You are pretty. Your singing is sweet in my ear. It rings out.

See me down under here. Sing to me. Sing on! Sing out! It is sō sweet.

There! See it fly! It can sail up, up, up. It can fly low. It is light, you see.

It can sing and fly, too. It looks pretty flying. There it goes, flying and singing.

## THE PICNIC DINNER.



Our pails are full. Let us have our meal.  
Come, let's eat and drink.

What have we? Is there any milk?

Oh, yes! much.

Is our little Will here?

Yes, here he is.

Will, did you take a walk?

Yes, May, I did take a walk.

Have you any apple for me?

No, Nan. I have not any. I did have some sweet apples. They are all eaten up.

What? Will! Did you eat them all?

No, no, Lēē! Not I. I have not eaten any of them.

What has, then? What has eaten your apples?

I do not know. Not a cow. Not a lamb. It is not much like them.

It is not big nor old. It is fat. Oh, it is sō fat! I ran and let it have my apples.

Oh, we know what that is, Will! And you ran! Well, well!





Here, Will, have some milk to drink.  
I do not want an apple much.

We have much to eat here. Have we  
not, Lēø?

Yes, we have too much. We do not  
want your apples. We have some here.

Sam, what can we give you? Will you  
have some meat? Will you have a drink?

Nat, give old Sam his drink of milk.

Give me a drink of water, Nat. Have you any good drinking water? I do not drink much milk. Let Will drink the milk. He likes it.

Oh, dear! Oh, dear! No one looks under here. No one looks at me under here. I want some of that meat.

Sam! See me under here. You have your meat. Will you let a little fall? Let some fall under here. Oh, do!

Old Sam sees you, Rover. He is looking at you under there.

He will give you your meat. Do not make a fuss. You shall have your meat down here.

Old Sam is good to all of us.

## PINWHEELS.



See that boy looking in. What does he want? Hear him.

Come out! Come out, Frank and May. Come and play with me.

Is that you, Lēø? Come in. Come see what May is making.

Do you know what it is? It is not a fan. It is not a mat.



You ~~know~~ what it is. You have seen some like it. May can make a neat one.

What makes Frank look fat like that?

I see what makes him look sō.

Did May give you that, Frank? You can make yours go. Can you not?

Here, Lē~~φ~~. Do you want to make it go? I will let you take it.

See where Will sits. Did he fall down?

No, he sat down there.

What has he over his ~~knē~~φ~~~~? Can you make it out? What is the boy doing?

May has a good seat. It is hers. It is little, you see. See what she makes.

Make a pretty one, May. Do you hear?

Will you make one for Lē~~φ~~? Lē~~φ~~ wants one of his ō~~ψ~~n.

Yes, yes. Lēø shall have one. Then we'll all go out to play. We'll all run. Yes, we'll not walk. We'll run.



See them go! It is a pretty sight.  
Are they all here? I do not see Lēø.  
Where is he? Did not Lēø come, too?  
Oh, yes! Lēø is out there some where.  
Lēø has run on. He is out of sight.  
He can out run them all, you see.

Look at Frank there.

Frank runs with all his might. See his heel fly up. He can not overtake Lē.

May is light. She runs well, too. See her. Her heel can fly, too.

She is up to Frank.

Is Will here, too?

Will is right here. He runs with all his might.

Can he overtake them? See what he has on! Up there! Look! It is his.

Well, well! No one can outdo Will.

It looks pretty up there, Will.

You do not want it to fall. Do you?  
You will not let it fall.

Little Will, you can not run with them.  
They can outrun you.

Will they go on with out you?

Tell them what you want, Will.

May! Frank! Here I am. Do not go with out me!

Will wants to over take us. See, he can not do it.

Let us not run on with out little Will. Let him over take us. Then we'll take him with us.

I know what to do.

Here, Will, we'll take you up. What do you say?

See, I am down on my knees. May has her knees down, too.

See us over here. We are down low for you. We will take you up with us.

Come, dear. Come and take your seat



here. Then we can take you right up.

Do not let go of us. We will not let you fall.

Dear me! What a big boy you are!

He is not light, is he, May?

Do you like it, Will? Much?

See us! We are all in a rōw!

GOOD-BY.



Here they all are! Do you know any of them? You know them all.

That is Nan by May and Frank. Rover is down here by Will. Where is Lēø?

There he is, over there by Nat.

They are here to say good-by.

There is Jack! Well! Well! Dear Jack!

Have you come, too, to say good-by?

Good-by, Jack! Good-by, old Rover! Good-by, dear little Will! Good-by, all!

**APPENDIX.**

SIGHT-WORD VOCABULARY IN ORDER OF  
INTRODUCTION.

---

- |          |          |           |
|----------|----------|-----------|
| 1. see   | 13. here | 25. give  |
| 2. can   | 14. he   | 26. on    |
| 3. the   | 15. him  | 27. water |
| 4. I     | 16. does | 28. what  |
| 5. me    | 17. oh   | 29. are   |
| 6. May   | 18. it   | 30. where |
| 7. you   | 19. a    | 31. will  |
| 8. Jack  | 20. yes  | 32. we    |
| 9. Frank | 21. tell | 33. us    |
| 10. do   | 22. come | 34. have  |
| 11. not  | 23. has  | 35. she   |
| 12. is   | 24. like | 36. take  |



SIGHT-WORD VOCABULARY IN ORDER OF  
INTRODUCTION.

---

1. see	13. here	25. give
2. can	14. he	26. on
3. the	15. him	27. water
4. I	16. does	28. what
5. me	17. oh	29. are
6. May	18. it	30. where
7. you	19. a	31. will
8. Jack	20. yes	32. we
9. Frank	21. tell	33. us
10. do	22. come	34. have
11. not	23. has	35. she
12. is	24. like	36. take

37. in

38. let

39. go

40. down

41. to

42. did

43. with

44. one

45. for

46. play

47. sing

48. look

49. or

50. they

51. want

52. well

53. that

54. little

55. at

56. up

57. fly

58. there

59. sugar

60. under

61. run

62. all

63. then

64. out

65. make

66. too

67. an

68. cow

69. good.

70. no

71. her

72. drink

73. them

74. pretty.

75. and

76. milk

77. full

78. hear

79. some

80. goes

81. of

37. in	52. well	67. an
38. let	53. that	68. cow
39. go	54. little	69. good
40. down	55. at	70. no
41. to	56. up	71. her
42. did	57. fly	72. drink
43. with	58. there	73. them
44. one	59. sugar	74. pretty
45. for	60. under	75. and
46. play	61. run	76. milk
47. sing	62. all	77. full
48. look	63. then	78. hear
49. or	64. out	79. some
50. they	65. make	80. goes
51. want	66. too	81. of

82. walk

83. big

84. am

85. boy

86. shall

87. dear

88. old

89. over

90. eat

91. any

92. my

93. our

94. sweet

95. much

96. your

97. his

98. pail

99. apple

100. by

82. walk

83. big

84. am

85. boy

86. shall

87. dear

88. old

89. over

90. eat

91. any

92. my

93. our

94. sweet

95. much

96. your

97. his

98. pail

99. apple

100. by

AVAILABLE PHONETIC VOCABULARY.\*

SEE MANUAL.

---

A.

<u>fail</u>	<u>lights</u>	<u>nails</u>
<u>fails</u>	<u>lit</u>	<u>Nan</u>
<u>fall</u>	<u>mail</u>	<u>Nat</u>
<u>fan</u>	<u>mails</u>	<u>neat</u>
<u>fat</u>	<u>man</u>	<u>night</u>
<u>fight</u>	<u>many</u>	<u>nights</u>
<u>fight</u> s	<u>mat</u>	<u>nor</u>
<u>fill</u>	<u>Mat</u>	<u>rail</u>
<u>fills</u>	<u>meat</u>	<u>rails</u>
<u>fin</u>	<u>meats</u>	<u>ram</u>
<u>fit</u>	<u>might</u>	<u>ran</u>
<u>fits</u>	<u>mill</u>	<u>rat</u>
<u>fold</u>	<u>mills</u>	<u>right</u>
<u>land</u>	<u>mold</u>	<u>rights</u>
<u>light</u>	<u>nail</u>	<u>rill</u>

\* Of distinct use in teaching English to foreigners.

<u>rills</u>	<u>sand</u>	<u>sill</u>
<u>ring</u>	<u>sat</u>	<u>sills</u>
<u>rings</u>	<u>seat</u>	<u>sit</u>
<u>sail</u>	<u>seats</u>	<u>sits</u>
<u>sails</u>	<u>sight</u>	<u>sold</u>
<u>Sam</u>	<u>sights</u>	

## B.

Anʔ	ɡnat	lamʔ
knɔwʔ	knēʔ	mitt
ōwʔ	knit	mussʔ
fussʔ	knits	snɔwʔ

## C.

āʔm	I'm	lōwʔ
ēʔr	it's	mōwʔ
ēʔl	lāʔ	rāʔ
I'll	Lēʔ	Rāʔ

rō <del>ϕ</del>	sē <del>ʌ</del>	wē <del>ϕ</del>
rō <del>ψ</del>	sō	wring
sā <del>ʏ</del>	sō <del>ψ</del>	wrings

## D.

eat <del>ɒ</del> n	let's	<u>seen</u>
<u>given</u>	let <del>t</del> ing	she'll
he <del>ɪ</del> l	me <del>ɪ</del> l	wē <del>ɪ</del> n
hear ing	me <del>ɪ</del> n	wē'll
he <del>ɪ</del> l	ō <del>ɪ</del> r	wē're <del>ϕ</del>
<del>k</del> no <del>ʊ</del> n	ō <del>ψ</del> ing	you'll
<del>k</del> no <del>ψ</del> ing	ō <del>ψ</del> n	you're <del>ϕ</del>
	<u>seem</u>	

## E.

can not	<u>fan</u> <del>n</del> ing	<u>fold</u> ing
<u>fail</u> ing	<u>fight</u> ing	<u>land</u> ing
<u>fall</u> ing	<u>fill</u> ing	<u>light</u> ing



mail ing

mold ing

nail ing

rail ing

rail ings

ring ing

sail ing

seat ing

seem ing

willōw

**F.**

āŷm ing

fit ŷing

fus ŷing

heal ing

heel ing

knit ŷing

lāŷ ing

lōw ing

mat ŷing

mean ing

mōw ing

mus ŷing

ōw n ing

rōw ing

sāŷ ing

sāŷ ings

sit ŷing

snow ing

sōw ing

wean ing

**G.**

fallēn

fattēn

fats

fēar

fēel

fōam

fōrē

fōur

gnats

lāɪ̃n	m <u>itt</u> ɛ̃n	rō̃ɑ̃r
lām̃ɛ̃	mō̃ɑ̃n	rō̃ll
lāñɛ̃	mō̃l̃ɛ̃	sā̃f̃ɛ̃
lē̃ɑ̃f	Mō̃ɔ̃r̃ɛ̃	sāl̃ɛ̃
lē̃ɑ̃n	mō̃r̃ɛ̃	sām̃ɛ̃
Lē̃ō̃	mō̃ɥ̃n	s <u>at</u> in
l <u>igh</u> tɛ̃n	nām̃ɛ̃	sē̃ɑ̃l
lō̃ɑ̃f	N <u>at</u> 's	sē̃ɑ̃m
lō̃ɑ̃n	nē̃ɑ̃r	slō̃ɥ̃
mā̃ñɛ̃	rā̃ɪ̃n	sō̃l̃ɛ̃
M <u>at</u> 's	r <u>att</u> l̃ɛ̃	sō̃r̃ɛ̃
m <u>at</u> s	r <u>in</u> s̃ɛ̃	ɥ̃r <u>itt</u> ɛ̃n
	rō̃ɑ̃m	

## H.

any one	fl <u>igh</u> t	fl <u>our</u>
fl <u>at</u>	fl <u>ing</u>	flō̃ɥ̃
flē̃ɑ̃	fl <u>ing</u> s	fr <u>ail</u>

frāy	out walk	<u>slight</u>
frēϕ	out walks	<u>slights</u>
<u>fright</u>	over come	<u>sling</u>
<u>frights</u>	over do	<u>slings</u>
<u>frill</u>	over does	<u>slit</u>
<u>frills</u>	over eat	<u>slits</u>
good-by	over eats	slōw
hour	over look	<u>small</u>
hours	over looks	<u>snail</u>
out come	over see	<u>snails</u>
out do	over sees	<u>sour</u>
out does	over take	<u>sour</u> ing
out go	over takes	<u>sours</u>
out ing	<u>rover</u>	<u>stool</u>
out let	<u>Rover</u>	sugar ing
out <u>lets</u>	<u>slam</u>	<u>sup</u>
out look	<u>slat</u>	<u>sup</u> ping
out run	slāy	<u>sups</u>

sweet~~e~~nsweetstool

up on

up right

walk ing

with in


with out

## I.

out sailover eat~~e~~nover seen

over sees

over sightover takensnoutsnow ingswellswell ingswell ings





YC 489511

LB1525

W3

Educ. Dept.

541472

UNIVERSITY OF CALIFORNIA LIBRARY

