


REPORT OF THE  
PUBLIC SCHOOLS  
OF MARYLAND.

1908.

STATE LIBRARY,  
 - HARTFORD -

CLASS.	BOOK.	DATE.
379.73	M363	15 Apr 13
DISCARDED	1887-8	
ACCESSION NO.	76594	
199	SOURCE.	

CSI









APR 15 1912

TWENTY-SECOND

ANNUAL REPORT

— OF THE —

STATE BOARD OF EDUCATION

— SHOWING THE CONDITION OF THE —


PUBLIC SCHOOLS OF MARYLAND

— FOR THE —

*Year Ending September 30, 1888.*



BALTIMORE, MD. :  
PRESS OF THOMAS & EVANS  
Second and Frederick Sts.  
1889.



STATE OF MARYLAND,

OFFICE OF THE STATE BOARD OF EDUCATION,

BALTIMORE, January 14, 1889.

*To His Excellency, ELIHU E. JACKSON,*  
*Governor of Maryland:*

SIR : I have the honor to transmit to you the **Annual Report** of the State Board of Education, for the school year ending July 31, 1888, and the fiscal year ending September 30, 1888, with accompanying documents, as required by law.

Very respectfully,

Your obedient servant,

M. A. NEWELL,

*Secretary.*



# REPORT

OF THE

## State Board of Education.

---

The following summary, in connection with the accompanying tables, exhibits in a condensed form the most important facts connected with the administration of the public school system of the State, for the school year in the city of Baltimore ending December 31, 1887, and in the counties ending June 30, 1888; and for the fiscal year ending December 31, 1887, in the city, and on the 30th of September, 1888, in the counties. The several items are compared with the corresponding items for 1887 :

Number of schools in Baltimore city.....	128	
“ “ “ “ the counties.....	2,081	
Total.....		2,159
Being an increase in 1888 of.....	35	
Number of different pupils, city.....	54,210	
“ “ “ “ counties.....	122,377	
Total.....		176,587
Being an increase in 1888 of....	1,189	
Highest number enrolled in one term, city	41,555	
“ “ “ “ “ “ counties.....	106,687	
Total.....		148,242
Being an increase in 1888 of....	2,869	
Average number in daily attendance, city	33,969	
“ “ “ “ “ counties	61,007	
Total.....		94,976
Being a decrease in 1888 of....	1,434	





Excluding the city of Baltimore, the county schools show the following results :

Number of schools.....	2,031	
Increase in 1888 .....		<u>31</u>
Total number of scholars enrolled.....	122,377	
Increase in 1888 .....		<u>1,200</u>
Highest number enrolled in one term....	106,687	
Increase in 1888 .....		<u>2,186</u>
Average number enrolled.....	95,405	
Decrease in 1888 .....		<u>434</u>
Average number in daily attendance....	61,007	
Decrease in 1888 .....		<u>560</u>
Number in first grade.....	23,762	
Increase in 1888 .....		<u>739</u>
Number in second grade.....	15,869	
Increase in 1888 .....		<u>451</u>
Number in third grade.....	17,990	
Decrease in 1888 .....		<u>150</u>
Number in fourth grade.....	17,679	
Increase in 1888 .....		<u>229</u>
Number in fifth grade.....	14,610	
Increase in 1888 .....		<u>274</u>
Number in sixth grade.....	9,602	
Increase in 1888 .....		<u>427</u>
Number above sixth grade.....	3,162	
Decrease in 1888 .....		<u>241</u>
Number studying book-keeping.....	1,799	
Decrease in 1888 .....		<u>13</u>
Number studying algebra.....	4,751	
Increase in 1888 .....		<u>462</u>
Number studying philosophy.....	2,742	
Decrease in 1888 .....		<u>21</u>
Number studying drawing .....	2,413	
Decrease in 1888 .....		<u>5,411</u>
Number studying geometry.....	1,359	
Decrease in 1888 .....		<u>416</u>
Number studying physiology.....	14,616	
Increase in 1888 .....		<u>4,416</u>

Number of teachers (including assistants)		
—Men—white, 820, colored, 220; total...	1,040	
Women—white, 1,381, colored, 240; total	1,621	
	<hr/>	
Total.....	2,661	
Increase in 1888.....		79'
		<hr/> <hr/>
Average number of months schools were open.....	8.8	
Increase in 1888, one-fifth of a month		
		<hr/> <hr/>
Amount received from State school tax, (white schools), free school fund, and academic donations.....\$	337,048.19	
Increase in 1888.....		\$ 9,423.58
		<hr/> <hr/>
Amount received from State school tax, appropriated to colored schools.....\$	78,547.64	
Increase in 1888.....		\$ 32.44
		<hr/> <hr/>
Amount received from county tax.....\$	500,783.89	
Increase in 1888.....		\$ 42,981.10
		<hr/> <hr/>
Amount paid for teachers' salaries.....\$	740,171.40	
Increase in 1888.....		\$ 26,449.60
		<hr/> <hr/>
Amount paid for building, repairing and furnishing school-houses... ..\$	97,089.26	
Increase in 1888.....		\$ 1,139.64
		<hr/> <hr/>
Amount paid for books and stationery...\$	49,584.50	
Decrease in 1888.....		\$ 8,375.78
		<hr/> <hr/>
Amount paid for supervision and office expenses.....\$	42,889.38	
Increase in 1888.....		\$ 304.09
		<hr/> <hr/>
Amount paid for incidental expenses, including fuel and rent.....\$	62,416.03	
Increase in 1888.....		\$ 1,171.82
		<hr/> <hr/>
Amount paid for interest.....\$	5,208.45	
Increase in 1888.....		\$ 1,108.60
		<hr/> <hr/>
Amount paid for miscellaneous expenses..\$	3,918.48	
Increase in 1888.....		\$ 464.67
		<hr/> <hr/>
Amount of indebtedness paid.....\$	45,296.68	
Increase in 1888.....		\$ 3,239.26
		<hr/> <hr/>
Total expenditures for public school purposes in the counties... ..\$	1,046,574.18	
Increase in 1888.....		\$ 25,501.90
		<hr/> <hr/>

The items of expenditure which show an increase are :

Teachers' salaries.....	\$ 26,449.60	
Building, repairing and furnishing.....	1,139.64	
Supervision and office expenses.....	304.09	
Incidental expenses.....	1,171.82	
Interest.....	1,108.60	
Miscellaneous.....	464.67	
Indebtedness paid.....	3,239.26	
Total.....		\$ 33,875.68

The item which shows a decrease is :

Books and stationery.....	\$ 8,375.78
Showing a net increase of expenditure in 1888.....	\$ 25,501.90

In a comparatively stationary population, such as we have in our rural districts, the statistics of any year cannot greatly differ from those of the preceding year. But taking a longer interval, a comparison will show clearly the direction and the rate of movement.

Comparing the figures for this year with those of five years ago (1883) we have the following results :

Increase in number of different pupils.....	9,494 ; 8 per cent.
“ “ average enrollment.....	11,614 ; 14 “ “
“ “ “ daily attendance.....	7,288 ; 14 “ “
“ “ amount received from State school tax.....	\$ 36,977.33 ; 15 “ “
Increase in amount received from county taxation.....	80,355.55 ; 19 “ “
Increase in total receipts from all sources... ..	124,266.41 ; 13 “ “
“ “ “ expenditure.....	111,334.83 ; 12 “ “

#### LEGISLATION.

With one exception—the law requiring temperance physiology to be taught—there has been no general legislation on school matters from 1874 to 1888 ; and much of the steady progress of the system is due to the feeling of confidence and permanence which the conservative spirit begets. Several changes in the school law of minor importance have been recommended from year to year by the State Board of Education, and need not here be repeated. Should the next General Assembly attempt a general revision of the school law, the suggestions of the State Board will doubtless be duly considered.

The last General Assembly passed five General Laws and one Joint Resolution relating in whole or in part to public schools.

#### PUBLIC GENERAL LAWS.

Chapter 533 raises the rate of State school tax from ten cents to ten and one-half cents on the hundred dollars. Chapters 481 and 526 enact that the sum appropriated to colored schools shall be raised from \$100,000 to \$125,000, provided "that if the amount paid into the treasury on account of the tax for public schools should not amount to \$125,000, then the amount distributed to colored schools in excess of \$100,000 shall only be the amount paid into the treasury from said tax in excess of \$500,000.

Chapter 382 provides that the elements of agricultural science may, in the discretion of the State Board of Education, be taught in the State Normal School and in the public schools of the state.

Chapter 386 re-enacts the corresponding sections of the public school law relating to teachers' certificates, with the proviso that after six months' probation, the examiner may issue a certificate which shall continue in force for five years.

NOTE — The only change is from *three* years to *five*.

Joint Resolution No. 6 transfers \$57,818.68 from the sinking funds to the credit of the free school fund.

#### LOCAL LAWS.

Chapter 534 authorizes the Board of School Commissioners of Charles county to pay as yearly "salary to each public school teacher in said county, holding a first-grade certificate, the sum of \$400, and to each public school teacher holding a second-grade, first-class certificate, the sum of \$350; and to each public school teacher holding a second-grade, second-class certificate, the sum of \$300; and to any person permitted to teach in said county without a certificate, such sum as in their judgment may seem adequate for the services rendered, for each school year."

Chapter 58 adds Garrett to the counties (Montgomery, Prince George, Charles and Caroline) in which the

School Commissioners are appointed, not by the judges of the Circuit Court, as in the other counties, but by the Governor "by and with the consent of the Senate."

Chapter 15 requires the county commissioners of Carroll county to provide for a special term in the schools of said county.

At the same session of the General Assembly, the following Acts relating to public education were also passed :

Chapter 14, authorizing Mount Saint Mary's College, in Frederick county, to issue bonds, not to exceed fifty thousand dollars.

Chapter 23, appropriating money to pay instalments of State school tax withheld from Garrett county, on account of inability to keep its schools open seven and a half-months.

Chapter 55, giving assent to an Act of Congress to establish an experiment station in connection with Maryland Agricultural College.

Chapter 90, section 5, giving one-half of fines collected under Act for better protection of partridges, pheasants, woodcock and rabbits in Howard county to public schools of said county.

Chapter 93, authorizing School Commissioners of Worcester county to appropriate money for building and repairing school-houses and purchasing school-house lots in said county.

Chapter 95, section 6, giving one-half of fines collected under Act protecting oysters in Somerset county to public schools in said county.

Chapter 98, section 18, authorizing the Mayor of Baltimore city to pay to the County Commissioners of Baltimore county the value of the school-houses within the limits of the territory described under said Act.

Chapter 120, enabling trustees of West Nottingham Academy, Cecil county, to borrow money for its use

Chapter 126, section 1, giving one-half of fines collected under the Act for preventing destruction of fish in Garrett county, to public schools of said county.

Chapter 130, section 3, giving one-half of fines collected under the Act for preventing non-residents from

fishing or hunting in Garrett county without permission, to public schools of said county.

Chapter 135, section 178, giving fines collected under the Act to enable voters of Worcester county to determine by ballot whether spirituous or fermented liquors shall be sold in that county, to public schools of said county.

Chapter 138, section 3, giving fines collected under the Act empowering the Cecil County Agricultural Society to protect its grounds and exhibitions, to public schools of said county.

Chapter 138, section 6, providing that no person shall be required to take out any license, to whom the agricultural society aforesaid has granted the privilege of buying or selling, provided the said society shall pay twenty-five dollars annually for use of public schools of said county.

Chapter 158, authorizing County Commissioners of St. Mary's county to levy money for building school-house for white children in election district number five in said county.

Chapter 161, section 5, giving one-half of fines collected under Act for preservation of birds and game in Montgomery county.

Chapter 162, authorizing County Commissioners of St. Mary's county to levy money for building school-house for white children in Foster's neck, in said county.

Chapter 182 authorizing County Commissioners of Howard county to issue bonds to build school-house or houses in said county.

Chapter 183, incorporating asylum and training school for the feeble-minded of Maryland.

Chapter 225, authorizing County Commissioners of Washington county to issue bonds for building school-houses in said county.

Chapter 236, section 2, giving fines collected under the Act to regulate storage of gunpowder and other explosives in Anne Arundel county, to public schools in said county.



Chapter 241, providing for building school-house for white children in first district of Prince George county.

Chapter 250, authorizing county commissioners of Prince George county to levy money to buy ground and erect school-house for white children in Laurel, in said county.

Chapter 258, section 7, giving one-half of fines collected under Act enabling voters of tenth election district of Prince George county to determine by ballot whether or not spirituous or fermented liquors shall be sold in said district, to public schools of said county.

Chapter 286, authorizing County Commissioners of Talbot county to borrow money to build and furnish school-houses in said county.

Chapter 292, section 11, giving fines collected under the act enabling voters of Harford county to determine by ballot whether spirituous or fermented liquors shall be sold or not in said county, to public schools in said county.

Chapter 292, section 173, giving one-half of fines collected under above act to public schools of Harford county.

Chapter 309, section 3, giving fines collected under the act for better protection of fish in Howard county to public schools of said county.

Chapter 331, incorporating the Industrial Educational Association of Baltimore City.

Chapter 332, section 7, giving one-half of fines collected under the act to regulate fishing in the Patuxent river, to the public schools of the county in which the offence is committed.

Chapter 338, sections 97 and 101, giving money received for oyster licenses and fines collected in Somerset county, to public schools of said county.

Chapter 344, section 2, giving fines collected under the act preventing trespass in Worcester county, to public schools of said county.

Chapter 347, section 1, giving one-half of fines collected under act preventing sale of fermented or spirituous liquors or lager beer within one mile of Phoenix factory, to public schools of Baltimore county.

Chapter 350, authorizing County Commissioners of Charles county to levy money to erect school-house near Rock Point, in said county.

Chapter 353, sections 5 and 8, giving money received for licenses to non-residents of Charles county to kill game and wild water-fowl in said county, and fines for same, to public schools in said county.

Chapter 362, section 1, giving one-half of fines collected under act to prevent dredging, etc., in Potomac river, and one-half of the proceeds of the sale of confiscated boats, etc., to public schools of Prince George county.

Chapter 375, section 27, paying expenses of sloops guarding the oyster beds in Dorchester and Talbot counties out of funds paid as license to scrape in the Choptank river, and heretofore given to public schools of said counties.

Chapter 377, appropriating \$400 annually, for two years, to Crisfield Academy, in Somerset county, and constituting it a high school.

Chapter 399, continuing the appropriation of \$1,000 a year to Charlotte Hall school for five years.

Chapter 408, appropriating \$2,256 for the relief of St. John's College.

Chapter 419, section 2, giving one-half of fines collected under act preventing snaring of pheasants and partridges in Frederick county, to public schools of said county.

Chapter 479, empowering County Commissioners of St. Mary's county to levy money for building school-house in sixth election district of said county.

Chapter 517, section 8, giving fines collected under act for better protection of sheep in Anne Arundel county, to public schools of said county.

Chapter 521, section 2, giving one-half of fines collected under act for better protection of deer in Garrett county to public schools of said county.

Chapter 532, appropriating money to sundry schools and charitable institutions in Maryland, for 1889 and 1890.

Chapter 538, sections 4 and 6, giving money collected for licenses, and one-half of fines collected, under act for better protection of woodcock, pheasants and rabbits in Baltimore county, to public schools in said county.

Chapter 543, section 10, giving one-half of fines collected under act to protect and preserve fish in Washington county, to public schools of said county.

Chapter 532, appropriating for each of the years 1889 and 1890 :

To Knapp's English and German Institute.....	\$1,200
“ Maryland Institute of Baltimore.....	6,000
“ Western Maryland College.....	1,300
“ Baltimore Manual Labor School.....	2,000

Chapter 326, reconstructing the Board of Trustees of Maryland Agricultural College, as follows: 18 trustees, 5 to represent the private stockholders; six, namely, the Governor, the Comptroller, the Treasurer, the President of the Senate, the Speaker of the House of Delegates, and the Attorney General, to represent the State's interest; the United States Commissioner of Agriculture, *ex-officio*, and one practical farmer from each Congressional district, to be appointed by the Governor by and with the consent of the Senate.

Chapter 328, appropriating \$872.63 for repairs to the State Normal School.

ELIHU E. JACKSON, GOVERNOR,  
*President.*  
 JAMES L. BRYAN,  
 P. A. WITMER,  
 WILLIAM DALE,  
 JAMES A. DIFFENBAUGH,  
 M. A. NEWELL, *Secretary.*



---

---

*Report of the Secretary.*

---

---



## REPORT OF THE SECRETARY.

---

The tables which follow give, both in summary and in detail, all the facts regarding the public schools, which can be easily reduced to a tabular form. The details are so minute that any citizen can ascertain the exact cost of any school in which he may be interested, under the several heads of Teacher's Salary, Books and Stationery, Fuel, Furniture, and Incidental Expenses.

But, in order to obtain a more comprehensive view of the history, progress, present condition and future prospect of the schools, a copy of the following circular was sent to each of the examiners. The replies (where any replies were given) are annexed, slightly abbreviated by the omission of the formal beginning, and ending:

DEAR SIR :—The tabular matter for the Annual State School Report has all been arranged and is ready for the printer. I desire to express my obligations to those examiners who kindly aided me by sending their reports so long in advance. I am now anxious to have some interesting reading matter, and have to call on you again for assistance. I mention the following topics as suggestions, though you need not confine yourself to them:

1. The general progress of education in your county since you became Examiner.
2. The good results (if any) of your school visitations.
3. Teachers' Institute; County Associations; District Associations. Have you held any or all of these? The advantages (if any)?
4. Manual Training and Industrial Training. Anything done or contemplated in this direction?
5. School Exhibits at Agricultural Fairs.
6. Teachers' Reading Circles. How many? If none at present, what prospect for the future?
7. School Libraries. How many? Of what use? If none, why?
8. Suggestions for the advancement of popular education (*a*) by means within the county (*b*) by legislation.

Yours truly,

M. A. NEWELL, *Secretary.*



ALLEGANY—H. D. WEIMER. No reply.

---

ANNE ARUNDEL—JOHN C. BANNON, Examiner.

Since my appointment in February last I have been busy organizing a system in the office, with very little opportunity for outside work. It is needless for me to enter into detail about the condition in which I found the system when I came into office, for you are fully aware of it yourself.

Not having the correct data in the office, it was impossible for me to make a financial statement other than from Feb. 1st to Sept. 30th, 1888, instead of Sept. 30th, 1887 to Sept. 30th, 1888. From the report it can be seen that the Board is \$1,976.14 in debt, but I believe if all the debts, for which we are responsible, contracted for by the previous Board were paid we would be at least \$3,000 in debt. Again, I find nearly all the schools in need of immediate repairs and furniture, which will cause considerable outlay.

The Board has built two new houses and repaired two, which was nearly equivalent to rebuilding the same.

I doubt if there is any county in the State whose school system needs more attention. I hope that there will be improvement before the next report.

---

BALTIMORE COUNTY—CHAS. B. ROGERS.

By the annexation to Baltimore City of that portion of Baltimore County known as the Belt, twelve white and three colored schools, with an average enrollment, respectively, of 3,823 and 549 pupils, in all fifteen schools with a total average enrollment of 4,372 children, have been taken from Baltimore County and added to Baltimore City. As the annexation of the Belt took effect on June 1st, 1888, during the summer term of the schools this Board and the Mayor and City Council of Baltimore entered into a contract, whereby it was agreed that the Belt schools should be continued for the month of June under the management of this Board, at the expense of Baltimore City. The cost of running said schools for said month of June was \$4,645.70, as appears in this report. The furniture in the Belt schools was bought by the Mayor and City Council of Baltimore for \$4,500, as shown by this report. Of the fifteen Belt school houses taken into Baltimore City by annexation of the Belt, the titles of ten are vested in the Board of County School Commissioners of Baltimore County, three were rented buildings, and two were given free of rent. The cost to the School Board of Baltimore County for the erection of the ten Belt school-houses, and the purchase of the lots upon which they stand, was about \$73,800, for which Baltimore City is to pay, as set forth in an award made by a commission appointed for such purpose, the sum of \$68,250. After annexation there was some doubt as to whether this Board would receive for the use of the schools this sum of \$68,250,

but it appears to be a well-settled and conceded fact that such will be the case, which will enable this Board to pay off its long standing indebtedness and to promptly meet its current expenses. The books, slates and maps in the Belt schools, with a cost price of \$4,021.67, could not be disposed of to Baltimore City at any figure, and the requisition for books from each and every one of the 156 schools of Baltimore County will be supplied from this stock until it is exhausted.

On June 30th, 1888, the total average enrollment of pupils in the public schools of Baltimore County, including the Belt, was 11,801. Average enrollment of Belt schools 4,372, and average enrollment of the public schools in Baltimore County, not including the Belt, 7,429. On date 156 public schools are in operation in Baltimore County, 125 of which are for white children and 31 for colored children.

The account known as Office Account, for fiscal year ending Sept. 30th, 1888, is \$7,418.79. This account embraces the salaries of the Board and its officers, attorneys' fees, office rent and expenses, stationery and blanks, account books, &c., printing and advertising, school-house insurance, traveling expenses of the examiner, recording deeds, interest on borrowed money, and other items as per report; of this sum, \$1,000.84 was expended for interest and discount on sums borrowed to pay salaries of school teachers.

The cost of running the public schools of Baltimore County for year ending Sept. 30th, 1888, including the Belt schools and exclusive of the Office Account, was \$175,364.24. Receipt for book fees was \$17,950.79. The cost of running said schools, with book fees deducted, \$157,413.45. The cost of running Belt schools was \$54,315.51; Belt school book fee receipts, \$4,928.02; cost of Belt schools, with book fees deducted, \$49,386.49. The cost of running the public schools of Baltimore County, independent of the Belt, was \$121,048.78; book fees from said schools, \$13,022.77; cost of running public schools independent of the Belt, with book fees deducted, \$108,025.96.

The cost of new school buildings and additions to school buildings, \$13,538.82, is not included in the above cost of running schools, and will be found in detail upon the first page of this report.

---

CALVERT—DR. P. BRISCOE. No reply.

---

CAROLINE—M. B. STEPHENS.

The fruits of our Reading Circle are already visible. I do not say it boastingly, but I believe our teachers are more earnest and active than heretofore, and becoming more efficient every day. The Institute seemed to stimulate them for the year's work, and the course prescribed by the Reading Circle's committee tends to increase their qualifications for teaching.

**CARROLL—JAMES A. DIFFENBAUGH.**

Compared with that of the preceding year, our county school report exhibits a decrease of 213 in the enrollment, and of 228 in the average attendance. The falling off is due, in large measure, to a forced closure of the schools for two or three weeks at the end of the winter term.

The County Commissioners refused to make any provision whatever for new school houses in their levy for the year, unless the School Board would agree to drop one term of school and use the money appropriated therefor as a building fund, in connection with what the County Commissioners would give for the purpose. The vital necessity for many new houses, the hope of securing a liberal allowance, and their desperate financial condition, induced the School Board to accept this unwelcome proposition; whereupon the County School Commissioners donated \$2,000 for building purposes, in addition to the regular appropriation for schools. Although grievously disappointed in the amount, the School Board kept the agreement in good faith on their part and closed the schools at the end of the winter term.

Great dissatisfaction among the school patrons followed, which led to the passage of an act by the General Assembly directing the County Commissioners to provide immediately thereafter the sum of \$10,000, for a special term of school, of eleven weeks, to take the place of the regular spring term. The schools were re-opened, but were not so well attended as if there had been no break.

The County's representatives in the General Assembly, particularly Senator Pinkney J. Bennett and Delegate Daniel Ebaugh, for the courage, intelligence and public spirit which secured the prompt passage of the act and the relief thereby afforded, are worthy of all praise.

The critical inquiry into school needs which this episode awakened has led numbers, who had supposed that the appropriations for schools was sufficient, and many more who had previously given the matter little thought, to see the straits to which the school authorities are reduced, and has enlarged and intensified the demand for more liberal provision for school purposes.

The County annalist of public school affairs is almost necessarily limited, in his stated deductions, to a comparison of one year with another as to the practical matters of the attendance, grading and comfort of pupils, and the sufficiency of school supplies. It is rarely allowed him to widen the sweep of his vision towards the far horizon of the educational landscape, and consider discursively its various topographical features.

Now and then, however, circumstances seem to justify some such effort. The current calendar year is the fifth of service by the present school authorities of this County. During their tenure they have labored diligently, impartially and conscientiously for the interests which they have in charge. Thirty-one new school-

rooms—22 of brick, 6 of frame, 2 of stone and 1 of concrete—have been built and paid for. Extensive repairs have been made and a large quantity of new furniture has been purchased.

Much is yet to be done before it can be claimed that all the children who attend the schools are comfortably housed and seated. But it is deemed impossible that any Board, with the means at hand, could have done more in this direction in the given time.

The supplies of stationery and ordinary text books have been as liberal as the requirements of the schools demanded.

The laws and regulations for school government have been made plain, and rigid inspection has been made to secure their judicious enforcement.

By examinations for promotion, it has been sought to make merit the ground of advancement from one grade to another.

Thus, all that circumstances permitted has been done for the comfort, equipment and management of the schools. Yet it cannot be denied that they are not as efficient or as far-reaching in their benefits as they might be.

Non-attendance and irregular attendance curtail their usefulness and efficiency to a considerable extent. The population of the County is, in round numbers, about 40,000, which indicates a school population of at least 8,000. The enrollment at the various private schools of every grade in the County does not exceed 600. That of the public schools was last year 6,417, leaving 1,000 persons of legal age in the County who do not attend school at all, and there is reason to believe that the number is much greater than this.

The teachers and trustees have been asked to take a census of all persons of the legal school age in their respective districts, and indicate those who do not attend any school, with the reasons as far as can be ascertained, so that steps may be taken to remove the difficulties and secure their attendance.

But of those who do go to school and seem to value the privilege, many attend so irregularly as to prevent all benefit to themselves, and seriously hinder the progress and success of the school. How to lessen this evil has been a subject of anxious inquiry on the part of the school authorities. Appeals to the parents have produced little, if any, effect. It is difficult to convince those whose children are chronic absentees that it makes much difference, either to them or any one else. They are ready enough to find fault with the school, but are unwilling to aid in trying to make it better, or to secure its benefits for their children by forcing them to attend.

If means could be devised to arouse and quicken public sentiment on this point, so that a parent would be ashamed to have his children out of school without sufficient cause, great good would be thereby accomplished for those immediately concerned, and for humanity in general.

Next to this evil of irregular and non-attendance, comes that of inefficiency, narrowness and want of general information on the part of teachers. The complaint here made comes up from every

County and State. There are teachers in all, doubtless, whose good deeds shine out amid the surrounding darkness, like the little candle in Portia's watch-tower. But they are not the majority. It is, no doubt, equally true that the standard of qualifications and methods has for years been steadily rising. Yet, notwithstanding all efforts to prevent it, numbers of school-masters and school-mistresses everywhere begin their work without due preparation, and continue it without a thought of trying to keep pace with its progress, or an aspiration above gliding through its dally schedules with the least possible inconvenience to themselves. They study nothing, they read nothing, they observe nothing bearing on their profession, and consequently they learn nothing about it.

To this evil we have given special attention, through teachers' associations, official visits, circular letters and private admonitions, which have been freely employed for the purpose.

We have labored to destroy the sombre and exacting routine of the task-master, which has held so many generations of school children in pedagogical slavery. We have demanded the true resultant of educational forces—not acquired knowledge, but trained powers—and have striven to cure the frightful waste of time which results in sending our young men and women into the world, after years of schooling and hundreds of lessons, so ill-taught that they can scarcely make the simplest every-day calculations, know almost nothing of their language and its uses, and have either a vague or a distorted idea of their own capabilities and the purpose of their creation.

We have insisted that the proper function of the public schools is not to make learned men and women, but good citizens—well qualified and prepared for the ordinary duties of life. We cannot measure the force and effect of our labors. Many good results are cheerily apparent, but their full fruition seems to linger. We hope for material aid in this behalf from a Teachers' Institute, which is to be held at the close of the next winter term, and a Teachers' Reading Circle, which has been organized with some ninety members, and has started with flattering prospects of success and usefulness.

---

#### CECIL—REV. JOHN SQUIER.

We have advanced much in the way of school facilities since 1870. We have built sixty-five new school-houses for the county; all of these are supplied with furniture of the most approved kind, with blackboards, many of which are entirely of slate, generally extending across the whole end of the house, and from three to three and a-half feet high. These houses have cost from \$10,000 to \$700, most of them between \$750 and \$1,000, accommodating between sixty and three hundred pupils each. We think there is a very great difference between the character of these houses, their furniture, blackboards, etc., and the mean, ill-built and poorly-furnished building of twenty years ago; there is a contrast, but no comparison between them.

School visitation is of much importance to the welfare of the school, and also of the teacher. Every few years there is, to a great extent, a new class of teachers, and the visits of a superintendent, if he knows what a school ought to be (and he should know), will be of much advantage to these teachers. I have found by experience that both pupils and teachers have been encouraged and pleased by such visitation; not by mere fault-finding, but by kindly pointing out not only the best way of teaching, but also the best method of learning.

We have had both institutes and district associations, and their benefits are beyond question. 1. They are pleasant for social intercourse among the teachers. 2. They awaken a spirit of inquiry intellectually, and enlarge the minds of the teachers. 3. They excite emulation and interchange of thought, and the sharp exercise of debate often brings out powers, both of thought and expression—which otherwise would have lain dormant. Many teachers being, to some extent, autocratic in the school-room, come to think that their own way of doing things is just about right; but they get the conceit taken out of them most effectually, and are not permitted to hibernate after their own fashion, by their attendance at these meetings.

We have no industrial training yet, and you are well acquainted with my views; there is much to be said in favor of *complete training*.

Our exhibits have not been general (I mean a majority of the schools), but they have been very creditable, and have received commendations and prizes. These have been for drawings, and some for collections of flowers, grasses, etc.

We have no Reading Circles among teachers, as such, though there are some in the County of which teachers are members. In our district associations, historical reading has been prompted by the discussion of historical questions.

Our school libraries are not of much account, though I think about one-half of the schools have raised sums varying from ten dollars to one hundred dollars, but the larger sums have been expended mostly for organs. The School Commissioners have promptly aided these efforts wherever made.

I should wish to engage the co-operation of patrons more effectually with the teachers, but it must be *co-operation*, and this, I fear, is far in the future. Fault-finding, captious criticism and downright opposition, these are very common; but hearty and sympathetic co-operation is confined to the minority. Yet, the public schools are making themselves felt, and demanding—I should say commanding—the commendation of the community. Their character is not so uncertain as it was twenty years ago. The man who steps from one of our schools of 1868 into one of 1889 will find a wide difference between the dingy cabin with slab seats, where a blackboard a few feet square was something to be proud of, and the school-house of to-day with its handsome furniture,

double-sashed windows, with a smooth slate 24x3 or 3½ feet. Nor will the contrast be in the house alone; he will find, in most cases (not in all I am sorry to say), a different set of teachers. It is enough to say, as some old teachers have said, that the demands are double what they were. I said "not all"; a few have kept their first estate—I wish they had fallen from grace and been lost.

We feel strong here. Our schools are doing their work and daily growing in general appreciation and esteem. You know our County has not been backward in the County levy; true, this present year we shall only run three terms, but we received \$8,000 for new houses, which still gives nearly \$30,000—more than double of what we receive from the State.

Now let the State at once restore the one hundred thousand dollars a year taken from the white school fund; let there be no deficiencies in the State appropriations to the schools; we have been too long the scapegoat for defaults in the State collections.

Our County has advanced her levy from about \$11,000 or \$12,000, since 1867, to \$30,000; but the State, while keeping its face towards the public schools, is walking crab-fashion—backwards.

---

## CHARLES—F. J. MADDOX.

Our Board has endeavored to expend judiciously the surplus that could be spared in enlarging and repairing our school-houses, but they have studiously guarded against going beyond their means in so doing, and at the same time have kept the other wants of the schools fairly supplied.

The general progress of education in our county since my administration of affairs began, I think has kept pace at least with the past. I have had the hearty co-operation of a zealous corps of teachers, and have no reason to think that from this standpoint we have gone behind.

My official visits to the schools have been very pleasant to me, and I think have had a tendency to engender a spirit of emulation with both teachers and pupils. It has been my habit when visiting to make such suggestions as I deemed expedient for their general advancement.

The Teachers' Association of our county has not been as well attended as it should have. We have some very active members, who have endeavored to reap the benefits to be derived, but the majority have totally neglected it. As yet we have not been able to establish a Teachers' Reading Circle, and I fear the future has but little in store for us, as the teachers are scattered long distances apart, and for the most part are not provided with ways to attend.

I regret to say that we have no school libraries, nor have we anything pertaining to manual training or industrial training. Inadequate funds have debarred us from making these essential additions.



DORCHESTER—DR. J. L. BRYAN. No reply.

---

FREDERICK—GLENN H. WORTHINGTON.

The financial statement shows that the Board is free of debt and has a small cash balance on hand.

So gratifying a condition of the finances is due to the fact that the County Commissioners, appreciating the importance of free public institutions, did not refuse to grant, at the earnest request of the School Board, a somewhat larger appropriation for public school purposes; and to the further fact that under the efficient management of the present comptroller of the State treasury, Hon. L. V. Baughman, there has been no falling off in the State school tax or free school fund, as has frequently been the case heretofore.

The School Board was thus enabled, with strict economy, to keep the schools open for seven and a-half months without carrying a considerable indebtedness into the accounts of the next year, as the insufficiency of the revenue has rendered necessary for several years past.

Though this showing is very gratifying to the Board, it is to be regretted that, even with the somewhat larger revenue, it was only possible to obtain such result by leaving undone much that was and still is necessary to be done. Very many schools are entirely destitute of school apparatus, maps, charts and the like, and a school period of at least nine months in every year is very much desired. For all of which we must depend upon the liberality of the County Commissioners.

A high school department has been established in the public school at Middletown, where the studies of the 7th, 8th and 9th grades are being taught by Prof. Wm. L. Avis, a graduate of Dickinson College.

A high school is much needed in Frederick City, and the recommendation of the secretary of the State Board of Education to the effect "that the few remaining county academies should be made a part of the public school system" is heartily approved by this Board. The academy (or college) at this place receives \$800 per year from the State, which fund in other counties goes to the public schools, and should in all fairness be applied to the same purpose in this county.

The Examiner has prepared and put into the hands of teachers, a schedule or course of instruction by which the work of each grade is clearly defined. It is believed that the schedule will be an assistance to teachers, by systematizing their work, and will conduce to greater thoroughness in the methods of teaching.

During the year ten teachers' associations have been organized, which hold meetings once a month. In connection with several of these, reading circles have been formed, and are important adjuncts to the associations.

Under a special act of the Legislature of 1880, authorizing the County Commissioners to appropriate annually a sum not exceeding \$10,000 for the purpose of building and furnishing new school-houses, ten new houses were contracted for during the year, several of which have been completed and are now occupied and used for school purposes. The Commissioners have also had one house that was burned rebuilt. The total cost of building and furnishing these houses will approximate \$8,000. This power in the hands of the County Commissioners is a source of inconvenience and embarrassment to the School Board, and it is hoped the law will be amended by the next Legislature so that the amount levied for school-houses may be expended by the School Commissioners, who are more directly concerned in school matters, and who are better acquainted with the condition of school buildings in the County.

The small number of official visits to schools is due to the protracted illness of the Examiner.

---

## GARRETT—WM. HINEBAUGH.

Having only entered upon the duties of the position I now hold, the first of last July, and not having access to the records belonging to the office, I am unable to make any comparison with former years. During the fall term I visited fifty-eight schools, and found them, with two or three exceptions, in a flourishing condition. The teachers are generally active in their work, and realize the importance and responsibility of their position. I feel confident that by visiting the schools much good can be done. It encourages and stimulates the teachers, and creates an interest in the patrons in the education of their children. The Examiner can frequently render valuable help to young and inexperienced teachers by introducing and recommending new and better methods of instructions, and plans or rules for conducting the school. Much and valuable information to the Board can thus be gleaned by the Examiner, in acquiring a knowledge of the condition of the school buildings, furniture, &c.

We have in the County five organized district associations, which are well attended and doing good work.

We held a County Institute in Oakland, on the 27th and 28th of December, 1888. Notwithstanding the rain and snow and almost impassable condition of the country roads, the attendance was good. The exercises were interesting and instructive, and enjoyed by all present. The teachers received fresh zeal, new light and new methods, which will tell for good in their various schools.

Prof. H. G. Weimer, Examiner, from Allegany County, was present and gave us much valuable help.

What we need more especially for the advancement and success of the public schools of Garrett County is more money. We cannot possibly, with the funds at our command, on an average, run the schools over four a half months per year, which would leave us

very little money to build school-houses, furnish suitable furniture—things much needed almost all over the county. We feel that an injustice is done us in the apportionment of the State funds, on account of the amount appropriated especially for the benefit of colored children, in addition to the apportionment made for children both white and colored between the ages of five and twenty years. Garrett County not having over twenty colored children between said ages, consequently receives little of the fund for colored children. Our taxpayers are paying liberally for the education of their children—nearly twenty-seven cents on the one hundred dollars—probably more than any other county in the State, and still the amount is wholly inadequate for the success of the schools of our county. We hope a change will be made in the near future in our school law, which will place us in this matter on an equal footing with other counties of the State.

---

### HARFORD—JOHN D. WORTHINGTON.

The past school year in Harford has for the most part been a satisfactory one.

But while our credit has been good, our payment of obligations prompt without borrowing, and our treasury shows a healthy balance at the end of the fiscal year, we feel that more money is sadly needed, especially for teachers' salaries. This results not from a low rate of taxation, but from the steady increase in the number of schools without any substantial increase in the taxable basis. A new assessment of property would probably give us a fair revenue, without an increase in the rate of taxation.

Our average attendance was very seriously reduced by a number of epidemics, notably measles and whooping cough, which followed each other in rapid succession during the winter and spring. The general interest in the cause of free education was never healthier in the county.

The canning business entirely closes about ten schools for the first two months, and cripples as many more.

During the year the Board has built and furnished three houses. They are all good buildings, well adapted to their purpose, but the one at Forest Hill (5-3) is very justly the pride of the neighborhood. It has two large rooms, which communicate by sliding-doors, with abundant cloak-rooms attached, and will seat one hundred and twenty pupils.

We have no better evidence of the general interest felt in the schools, as well as the work produced by them, than the large and varied display made at the last agricultural and mechanical fair. It embraced every kind of work which pertained to the school-room, and the display was always crowded with interested visitors. Over one-third of the schools furnished exhibits; and sixty dollars in premiums, paid half by the Association and half by the School Board, were distributed among over one hundred pupils.

The faculty of the Normal School will please accept thanks for their valuable services during our Teachers' Institute in September last.

---

### HOWARD—JOHN T. THOMPSON.

In educational matters, as well as in other respects, our county is making haste slowly. Every year we build one or two new school houses, and we generally supply these and a few others with new and improved furniture. A number of our schools still have poor furniture, and are deficient in their supply of blackboards, maps and globes.

The number of school libraries has increased during the past two years, and a greater interest is now taken in this branch of school work than formerly. During the same period of time an earnest effort has been made all along the line to grade our schools, and I think I can safely say that the public schools of Howard County are better graded than ever before.

The questions for the annual examination of pupils were made out by the Examiner two years ago, for the first time in the history of the county. These examinations are based upon the schedule adopted by the State Board of Education, and have done much towards securing more perfect gradation in our schools.

The Examiner ever finds the teachers ready to accept his advice, and to co operate with him in improving and advancing the public school system of the county.

The school-room is the best place to meet the teacher for advice and consultation, and the good results of the Examiner's visit to a school are generally visible when he calls again to examine the school.

Teachers' Associations are held about three times a year; but no Institute has been held for a number of years.

Nothing has yet been done in the way of manual or industrial training, but we hope to accomplish something in that direction during the ensuing scholastic year. A Teachers' Reading Circle has been organized; and, though the beginning is small and not very promising at this time, we hope to do something to second the efforts of the promoters of this worthy institution.

Our schools closed throughout the county on the 15th day of June—two weeks before the close of the scholastic year. A lack of funds compels us to do this every year. Our county now makes a larger levy for the schools than ever before, and all we ask of the State at this time, for the improvement of our schools, is—*more money*.

---

### KENT—E. F. PERKINS.

During my incumbency the school-houses of the county have increased from forty-six to sixty-three, the number of pupils from 2,820 to 3,751. The public schools are universally availed of, there being but one small infant private school in the county.

It is embarrassing to discuss the results of the Examiner's visits to the schools, but I am conscious that the aggregate results are helpful, and tend to make the work more efficient and uniform than it would otherwise be. It is very essential that teachers beginning the work should have the assistance of an experienced visitor. During the entire term of my office an efficient County Teachers' Association has not once failed to hold its regular meetings; and in view of the fact that almost the entire corps of Kent County teachers have been educated for the work or have long experience, it has not been deemed absolutely essential to hold annual Institutes in addition to the meetings of the County Association.

District Associations have from time to time been started, but it seems very difficult to maintain these organizations.

I very much favor district associations, and if they could be held on a school day, at first one and then another of the schools of the district, the teacher to go on with the regular work of the school during the morning session, and the special work of the association during the afternoon, I think they might be sustained. Teachers require, and very much desire, to see some other school at work.

The advantage resulting from our county meetings is recognized by all of our teachers, and the work, with few exceptions, is cheerfully and conscientiously entered into. The work of the association is always apparent at school visitations thereafter.

Special effort is made to encourage some voluntary manual work by the pupils of all of the schools, and at some time during the school year to have an exhibition of it in the school, to which the public is invited. A very successful exhibit was made at the county fair in 1887, at the cost of very great labor to the Examiner, the teachers being unable to participate in the work. I would suggest that, from each particular school exhibit, a number of the most meritorious articles be selected and exhibited at the county fair, as by other regular exhibitors.

Teachers' Reading Circles have been brought to the attention of our teachers. None have been formed, and the prospect is not encouraging for the future. For teachers to engage in annual institutes, county quarterly associations, district associations and reading circles, would seem to so completely engage all of the teachers' time outside of the school-room, aside from that essential for preparation for the class-room, as to completely absorb him in school work. "Man cannot live by bread alone," nor do I think a teacher can be most successful whose mind never reverts to any other than school work.

Of District School Libraries we have none, and they have not been encouraged by the County Board because, with our present district schoolhouses, their preservation seems impracticable. If the law provided for a county teachers' library instead of the district library, there would be some good practical results.

The suggestion to place one female on the several boards of district school trustees is worthy of the most careful consideration.

MONTGOMERY—J. J. HIGGINS. No reply.

---

PRINCE GEORGE—THOS. S. STONE.

1. Our schools have gradually improved, public education has grown in popular favor. In confirmation of this statement, the County Commissioners gave this year more money for school purposes than the School Commissioners asked for.

2. If an Examiner does his duty moderately well his visits do good. The good accomplished here is, in large measure, due to the Examiner's visits to the school-room.

3. We have in operation a Teachers' Association, which meets four times a year. Teachers here attend these meetings, and most of them seem to take an interest in the proceedings. I believe the Association does good.

4. We have done nothing in the direction of manual training in our schools, unless drawing can be so classed.

5. We have had no exhibits to offer.

6. We have just formed a Reading Circle, and purchased the books recommended by the committee of the State Teachers' Reading Circle. All the teachers of white schools, with four exceptions, have joined. I am not prepared to state any opinion as to results, but hope it may do good.

7. We have five libraries; they are of great benefit. Would like to have one in each school.

8. I have no suggestions to offer; in my opinion, our school law is an excellent one. We need a little more hard cash. I believe the time has come when the State should increase the school tax. Schools here have been kept open for four terms for the past three years.

---

QUEEN ANNE—L. L. BEATTY.

We have built one colored school-house during the year just ended. We have now in course of erection three new buildings and an addition to a fourth; all will be completed, paid for and occupied by November. We are out of debt, with finances in good condition.

1. I think the schools are progressing fairly; there seems to be a greater interest manifested, especially by the parents.

2. I can see a decided improvement in the appearance of the school premises. The teachers are encouraged to work for the best results in the methods of education and in school management. Frequent visits establish freer intercourse, official and social, between teacher and Examiner, thereby enabling them to work together.

3. We hold Associations quarterly. It is impossible to estimate the good they do. The teachers in this county are taking a much more active part in them than formerly, performing their duties with zeal and energy, and gladly taking advice from each other.

4. We have no Manual Training schools in the county; more attention is being paid to drawing.

5. No exhibits at any fair.

6. We have Reading Circles now in every district, and I think they will be productive of much good.

7. A number of our schools have libraries, and the children where we have them have formed a taste for good reading. We try to select such books as will instruct as well as interest, avoiding as much as possible all light reading.

8. In the county, by giving such salaries as will induce teachers to make teaching a permanent profession, and not a stepping-stone to some more profitable employment; State legislation, by having a system of text-books common to all counties—that is, each and every county in the State to use the same books, and to have a thoroughly graded system, the same in each county.

---

## ST. MARY'S—FRANK N. HOLMES.

The general progress of education has been for the past five years satisfactory to school authorities and, as far as we are able to judge, entirely satisfactory to the patrons. The only difficulty we encounter is the want of sufficient funds for the necessary school buildings and furniture, and the conveniences and appliances necessary for more successful instruction.

School visitations do not accomplish all that might or could be expected of them. If the Examiner could give notice of the visitation much better results could be obtained; but in the country, where the visitations must depend upon the condition of the weather and roads, such an arrangement is impracticable.

We have good and effective teachers' associations, white and colored, representing more talent, interest and influence than at any previous period in the history of the public schools of our county, but we have no district associations.

Our Teachers' Association holds eight regular meetings in the year, four on Saturdays and four on Fridays, the Board making no charge for lost days if accounted for in the regular quarterly reports.

There has been nothing done or contemplated in the direction of manual training and industrial training.

We have no Teachers' Reading Circles as yet, but the teachers' associations have taken steps for their establishment throughout our county.

There is nothing that can be done, in our judgment, to increase the success and efficiency of our schools until additional provision is made by the State for their maintenance. Talent and intel-

lectual labor are in the market, but we have not the means to purchase them. Other interests outbid us—offer better inducements—and pay more money. If the State, however, would see that the money levied for the public schools was applied to that interest, we should have little, if any, reason to appeal for aid.

---

## SOMERSET—W. H. DASHIELL.

(1.) *Teachers.*—Regular annual examination and systematic renewals of certificates have done much to keep up the standard of our teachers. I have held five annual examinations, and others as required. I have examined 350 applicants for teacher's certificates, besides candidates for the various college scholarships. In obedience to the requirement of the State Board of Education, at the last examination "Theory and Practice of Teaching" was added to the usual branches, and all teachers were tested in this. I have also commenced the new system of classification of teacher's certificates, according to ability and skill displayed in the school-room, although I find this task neither easy nor enviable. Our corps of teachers is now good, and I think they will compare favorably with those of our sister counties. We have some few graduates of the State Normal School, and some who attended but did not graduate. There is yet a dearth of normal training! To remedy this in part, I have endeavored to keep the advantages of such training before the public, and to fill the scholarships in the State Normal School; seven are now attending that institution. It is not our aim to send any who do not intend to teach, and we desire all to graduate. I think I can safely say that the standard of our teachers is higher than it has ever been. As a class, they are more studious and do more effective work in the school-room. The reading of educational works and journals has been recommended, and the teachers have responded, as is evinced by the condition of the schools and the interest of the various communities about the school centres. As a stimulus to these improvements, three years ago a county teachers' association was organized, of which there have been semi-annual meetings devoted to the discussion of professional subjects. This association has been eminently successful. An association of the colored teachers was also organized shortly afterwards, which too has succeeded well. To remedy the great difficulty of procuring suitable colored teachers, it has been found necessary to re-examine some annually, and the examination of these somewhat exaggerates the number of applicants as stated above. An additional help has been found in the summer normal class organized two years ago, which has been successful.

(2.) *Pupils.*—The number of pupils enrolled in our schools remains about uniform, as does also the average attendance. The fall and summer terms show a depletion of pupils in rural districts, and the winter term some depletion in our tide-water districts; the former occasioned by the demand for the children's assistance in



farm work, and the latter by the departure of the older boys to engage in oyster dredging. In some of our districts this depletion has been so great that it has been necessary to threaten the execution of the law relating to diminished averages. The great impediment, however, in the way of more successful organization and grading, is the irregular attendance of pupils, and I think a reward might safely be offered for a specific for this trouble.

(3.) *Grading.*—It is usual to speak of the ordinary district school as ungraded. This is true in some respects; and yet, in a limited sense, our country schools are all graded as well as those in our towns. Care is taken by the teacher and Examiner to carry out the law in this respect, and the schedules recommended by the State Board are thoroughly observed; no pupils are promoted to a higher grade until all the work of the lower has been completed, and pupils are classified as belonging to the lower grade until this is done. In many schools it has been found necessary to employ one or more assistant teachers, and the schools have been arranged so as to divide the work as evenly as possible; in these cases the grades are even more thoroughly kept up, and with a view of bestowing special attention to each. As a result, there are always numerous applications from outside districts for admission to this class of graded schools. The majority of our schools have only the six primary grades, with occasionally a case or two of the seventh, but pupils are not classified as belonging to the higher unless all the studies in it are pursued. Our five high schools give ample opportunity to those who desire to pursue the higher branches. In most of the schools regular examinations are held, to which trustees and patrons are invited.

(4.) *Text Books.*—In my former report I advocated *free text books*; I still adhere to that opinion. The two things that most seriously obstruct thorough organization and grading are irregular attendance and lack of text books. Teachers complain bitterly that their wishes to keep their schools properly graded are frequently defeated by parents declining to furnish books for their children. As the law does not extend to this particular, nothing is left for the teacher to do in cases of persistent refusal except to keep the children in the lower grades or to adopt a system of oral instruction. These cases, although exceptional, are numerous, and the majority of them are attributable to financial pressure rather than obstinacy. Books are furnished by our County Board to those who are certified by the trustees as totally unable to buy them, but great care has to be practiced lest the trustees be imposed upon. Teachers are directed to keep accurate account of such books, to report to the School Board their condition and return.

(5.) *Examiner's Official Visits.*—The granting of certificates and the inspection of the schools in many states form the main part of the county superintendent's work. The arduous office duties incumbent upon the County Examiner of our State have a tendency to

prevent him from devoting as much attention to school visiting as he ought. I have found that schools thrive on official visitation properly bestowed. I consider the following some of the important reasons for regular and systematic visits on the part of the Examiner:

1. To give trustees, teachers and scholars a correct view of the importance of organized and systematic work.
2. To observe the methods of the teacher, and to aid him in improving them.
3. To see that the schools are properly organized and graded.
4. To become more intimately acquainted with the teachers, and to excite ambition to more successful work.
5. To inspect the buildings and grounds, and to be able to report their condition accurately when required.
6. To create and increase interest on the part of the people in their school.

During my examinership I have visited the schools of the county regularly ten times. In all, I have made to present date over 600 official visits. As a result, I find myself personally acquainted with each teacher; I find the schools more thoroughly organized and graded; I find the teachers more studious and ambitious in their work; I find increased interest on the part of trustees and people; I find the school-houses and furniture in many places improved, repairs executed, and new buildings and equipments in others.

(6.) *School Libraries.*—Wherever a district has, in accordance with the law, raised the sum of money therein required for this purpose, the School Board has always promptly responded with a similar sum. As a result, we have quite a number of excellent school libraries. In this connection, I would suggest that the law be changed so as to place the selection of books in the hands of the teacher and Examiner. Trustees are not always competent to do this work.

(7.) *Practical Suggestions.—Financial.*—Schools cannot be operated without money, nor successfully with a too restricted allowance. Our schools are increasing, and the demand for means increases with them. We desire to keep abreast of the times. I would suggest for the improvement of our schools, in this respect, (1) an improvement of our local resources to supplement the present fluctuating oyster revenue. I submit the following table of receipts from this source for our county for the last thirteen years, and I can furnish a similar list for the other tide-water counties if desired:

Receipts from Oyster Licenses, 1876.....	\$2,630 25
"      "      "      1877.....	1,780 45
"      "      "      1878.....	766 00
"      "      "      1879.....	1,434 50
"      "      "      1880.....	629 85
"      "      "      1881.....	2,818 65
"      "      "      1882.....	1,668 20
"      "      "      1883.....	2,641 00
"      "      "      1884.....	2,803 75
"      "      "      1885.....	6,080 36
"      "      "      1886.....	6,206 73
"      "      "      1887.....	5,899 56
"      "      "      1888.....	4,111 29

I am glad to report that our County Commissioners last year increased our levy \$1,000.00; it is still too small considering our needs. (2) *State Legislation* so that the State school tax may be not less than 12 cents on the \$100. I was a member of a committee that waited upon the Legislature at its last session to secure this change. A bill was introduced in the House of Delegates favoring a change, but like many others it met an untimely end. Before the adjournment of the Legislature, however, it was understood that an increased appropriation would be made for the public schools. The general appropriation act *seems* to have this end in view; but from the present indications we have no reason to infer that the act will be of any service to us.

In conclusion, I desire to express my appreciation of your kindness in assisting me in my efforts to improve the general caste of education in our county, and for many valuable suggestions which, with the assistance of an appreciative and effective Board, I have been able to carry into effect.

---

#### TALBOT—ALEX. CHAPLAIN.

On behalf of our teachers and school officers I extend cordial thanks to the principal of our State Normal School and the lady teachers from the same school, for their valuable aid and instruction at our Teachers' Institute, which was opened on the 29th day of last August.

The Normal Institute for Colored Teachers was kept open for three weeks immediately after the close of the schools for the summer vacation. The work of the Institute was thorough, as far as it went, and the interest of the teachers in the lectures, class exercises, general discussions and study, was maintained through the entire session.

The public school exhibit at our county fair attracted more attention than any other department, and was the subject of favorable comment in the newspapers, both at home and in the city of Baltimore. One of our county newspapers said: "Division No. 9, Public School Exhibit, Prof. Alexander Chaplain, superintendent, is a new division this year, and the fine exhibit shown was both a surprise and a delight to the citizens of the county." One of the Baltimore papers said: "One of the greatest attractions in the main building was the display of drawing, penmanship and general work of the public schools of the county. The display was a credit to the county, and should have been awarded a better position for examination."

In arranging for the exhibits, every teacher was requested to send specimens of work to the office of the School Board not later than the first day of September; and, in order to secure uniformity and set definite limits to the exhibit, confining it to the actual primary performances of the pupils in their respective grades, I also sent to the teachers copies of the following:

## EXHIBITS FOR PUPILS OF

## FIRST GRADE.

- Specimens of Writing, on trial paper, using half-sheet cap paper, and writing only on one side.
- Specimens of Figures, in script.
- Specimens of Drawing.

## SECOND GRADE.

- Specimens of Writing, on trial paper.
- Specimens of Picture Cutting.
- Specimens of Paper Braiding.
- Specimens of Drawing.
- Specimens of Copying from Second Reader of the "Evening Hymn," beginning on page 43.

## THIRD GRADE.

- Specimens of Writing, on trial paper.
- Specimens of Descriptive Composition, using a simple picture, and writing only on one side of half-sheet cap paper. If the pupil is unable to draw the picture, let it be pasted on the top of the composition page.
- Specimens of Perforated Cardboard Embroidery.
- Specimens of Mat Weaving.
- Specimens of Drawing.
- Specimens of Copying from Third Reader of the 1st, 2d, 3d and 6th stanzas of "Speak Gently," beginning on page 114.

## FOURTH GRADE.

- Specimens of Writing, on trial paper.
- Specimens of Descriptive Composition.
- Specimens of Perforated Cardboard Embroidery.
- Specimens of Mat Weaving.
- Specimens of Drawing.
- Specimens of Map Drawing.

## FIFTH GRADE.

- Specimens of Writing, on trial paper.
- Specimens of Descriptive Composition.
- Specimens of Graphic Analysis in English Grammar.
- Specimens of Drawing; freehand and original designs for borders, etc.
- Specimens of Letters for lettering maps.
- Specimens of Map Drawing.
- Specimens of Drawing in Physiological Charts.

## SIXTH GRADE.

- Specimens of Writing, on trial paper.
- Specimens of Descriptive Composition.
- Specimens of Graphic Analysis in English Grammar; advanced work in complex and compound sentences.

- Specimens of Drawing ; freehand and original designs.
- Specimens of Letters for lettering maps.
- Specimens of Map Drawing, from memory.
- Specimens of Drawings in Historical Maps and Charts ; History of United States.

SEVENTH GRADE.

- Specimens of Composition ; advanced work in completion of language lessons.
- Specimens of Graphic Analysis in English Grammar ; advanced work.
- Specimens of Drawing ; advanced work in freehand and inventive.
- Specimens of Drawings in Physical Geography, Maps and Charts,
- Specimens of Drawings in Historical Maps and Charts ; History of England.

EIGHTH GRADE.

- Specimens of Composition ; advanced work, with analysis of the theme.
- Specimens of Drawing ; original designs for surface decoration, perspective drawing, and specimens in mechanical drawing.
- Specimens of Drawings in Physiological Charts ; advanced work.
- Specimens of Drawings in Physics.

No directions were given as to specimens of work to be sent in from the ninth and the tenth grades, though one of our high schools sent some excellent specimens of advanced drawings from these grades, and they were given a place with the general public school exhibit.

The space assigned for the exhibit by the directors of the Fair Association was entirely too limited for even all of the best work, and I had to exercise no little care and judgment in selecting specimens of work for exhibition which were of superior quality only, and showed painstaking and thoughtfulness on the part of the pupils.

I directed that the teacher, if necessary, should properly mount the specimens of work, and on each should be written, first, the number ; second, the grade of the pupil ; third, the name of the school ; fourth, the name of the teacher. The names of the pupils executing the work sent in for our exhibit were to be withheld, until after the decisions of the judges appointed by the directors of the Fair Association to award the premiums for the best specimens of work in the different grades. Each teacher was directed to make out, by grades and numbers to correspond to the specimens sent from the school, a key to the exhibit of the school ; and, after placing it in a sealed envelope properly marked or labeled, to place it in my custody as superintendent of the public school exhibit. The key, after each number corresponding to the number placed

by the teacher on the specimen of work, disclosed the name of the pupil who executed the work; and after the judges had awarded the premiums, the sealed envelopes were opened and the keys were used for discovering the names of the pupils entitled to be placed upon the premium lists. The reasons for withholding the names of the pupils until after the judges have decided upon the merits of the specimens of work in the exhibit are obvious.

The scheme for premiums presented by me to the Board of Directors of the Fair Association was, for each of the ten grades in our public schools, as follows:

For best specimen of work.....	Diploma
For second best specimen of work.....	\$5 00
For third best specimen of work.....	4 00
For fourth best specimen of work.....	3 00
For fifth best specimen of work.....	2 00
For sixth best specimen of work.....	1 00

Taking the ten grades in our public schools, this scheme would have recognized the work of sixty pupils in the county as meritorious and deserving distinction as to quality, and distributed in premiums \$150. The scheme finally adopted, however, by the Directors of the Fair Association, recognized the work of only forty pupils as superior in quality, and distributed only \$30.00 in premiums. It is here presented in part only, as each grade is simply a repetition of the first through all of the ten grades, as follows:

To High School making best exhibit of work done by pupils.....	Diploma
To Primary School making best exhibit of work done by pupils.....	Diploma
To Rural School making best exhibit of work done by pupils.....	Diploma

FIRST GRADE.

For best specimen of work.....	Diploma
For second best specimen of work.....	\$1 50
For third best specimen of work.....	1 00
For fourth best specimen of work.....	50

While it may not be well to give too much importance to these public exhibitions of the work of our pupils, I am convinced that they bring our public schools nearer to the people, encourage the patrons, and diffuse more light and broader views concerning the "new education."

---

WASHINGTON—P. A. WITMER.

We believe we have reached the maximum enrollment of pupils possible in this county, being nearly one-fourth of the whole population of the county, and therefore report no increase in either enrollment or average attendance. The average attendance is not

as large as it might be or possibly is in some other localities, but this is accounted for by the fact that thousands of the boys and girls of this county are engaged, from early in the spring to late in the fall, in agricultural, mechanical, mercantile and household avocations, thus receiving in the practical work of life a valuable substitute for that industrial education which is so strongly insisted upon by urban educators.

During the past year the Board has built thirteen new school-houses and have added seven rooms to four other houses, or, stated differently, have added twenty rooms to their school accommodations. The foundations have been laid for an additional house to consist of six rooms.

#### SCHOOL SUPERVISION.

I regard it as a wise provision of the school law of the State that some person, presumably competent to form a correct opinion of school work, and to advance suggestions upon objects embraced in that work, with a view to its improvement, is required to visit the schools and so maintain efficient supervision of every school and every teacher.

Probably, the most important result flowing from the official visits of the examiner is the effect upon the teacher himself. When he recognizes the fact that his work will be inquired into by one whom he regards as competent and disinterested, who, in the proper spirit, will point out his errors or commend his good work, he is stimulated to better efforts and adopts every instrumentality at command to prepare himself for better work. The school itself is benefitted by a judicious examination, receives new inspiration and aims at a higher standard, as has been frequently attested by the voluntary testimony of teachers, in my own personal experience. In large counties, however, like our own, with over two hundred teachers, it is practically impossible for any examiner to visit schools as frequently as seems to be necessary to produce the very best results.

The office work in a county like this requires much of the examiner's time and attention, and, in a school year having less than one hundred and fifty days, he is an exceedingly busy examiner who can make over two hundred visits in the allotted time and yet keep the affairs of the office in that orderly manner which should characterize the business operations of every public corporation or institution. In conclusion upon this topic, I have no doubt of the good effects of frequent visits to schools by examiners who, being properly qualified, enter fully into the spirit of the work.

#### INSTITUTES, ASSOCIATIONS AND READING CIRCLES.

It is scarcely necessary at this day to enter upon any discussion as to the propriety of organizing Teachers' Institutes, County and District Associations and Reading Circles. They have been so emphatically endorsed by all the leading educators of the County,

and have been so universally recognized as essential elements of any well-organized system of education, that a doubt as to their practical utility can scarcely be entertained. Personally, I have recommended the organization of all these aids in this County, and we have in some localities the District Institute and Reading Circle, and I have no hesitation in saying that those teachers who are identified with the Institute and Reading are everywhere regarded as the most successful in school work, the most ready to discuss and adopt new and improved methods of instruction and discipline, and, generally, the most intelligent educators. At present only one Reading Circle, a large one of thirty members, is at work, but we expect to organize others at an early day. Much interest is manifested in the Circle already organized, but it is too early to speak of results from practical experience.

#### MANUAL TRAINING.

Nothing special has been done to introduce manual training, considered as an element of school work, into the schools of this County. I made an effort this year to have the Board employ a teacher of drawing, but want of funds was a sufficient excuse for not endorsing my suggestion. As a substitute for the proposition, I was instructed to notify the teachers of the County to prepare for an examination in drawing at the next annual examination, with a view to its general introduction into our schools at the opening of the next school year.

In this connection we may be permitted to state that we do not think that manual training, in the sense of instruction in mechanical art, is at all practicable in country schools nor, indeed, in town schools, without the expenditure of an amount of money entirely disproportionate to, and largely in excess of the present cost of education, and, in my opinion, it is extremely problematical whether the actual results would justify the increased cost.

Although it may be expedient to train the youth of the land, especially in large cities, to a knowledge of industrial or mechanical art, particularly since it has been the policy of labor organizations to greatly restrict, if not to entirely destroy, the system of apprenticeship which was formerly prevalent everywhere, yet we feel quite confident that any attempt at teaching mechanical art in the public schools, except where special schools are established for the purpose, is entirely impracticable.

We may be pardoned some skepticism upon the theory advanced by so many champions of manual training, that employment in the mechanic arts quickens perception, ripens judgment, strengthens will and generally develops mental powers to a degree beyond that which can be attained by mere intellectual culture. History does not convincingly teach that the grandest triumphs of mind, in poetry, eloquence, statesmanship, science itself, were inspired by boyhood's dalliance with the carpenter's jack-plane or the blacksmith's sledge-hammer. The divine afflatus is not pro-



duced, nor the fires of the soul lighted by the mechanical appliances which kindle the flames of the smithy. It is true that the advocates of manual training claim that the best results are secured by an harmonious blending of manual and mental training, but the theory has not yet been satisfactorily demonstrated and we are inclined to the belief that its demonstration, for the present, should be left to those communities which can best afford full indulgence in expensive, empiric education.

#### SCHOOL LIBRARIES.

At present I know of no school libraries in this County. Attempts have been made in several districts to establish libraries but these attempts have not met with distinguished success, and I have not been able to get from the teachers in charge any satisfactory statement of the causes which have operated adversely. It is possible that the failure to establish district school libraries generally throughout the County, may be attributed in a great degree to the reluctance with which the School Board has made appropriations for this purpose, and this reluctance arises not from any opposition to the establishment of libraries or want of appreciation of their advantages, but from want of funds. In this connection it may be stated, generally, that whilst educators may theorize and crowd suggestion upon suggestion as to what are necessary accessories to a proper system of education, the want of sufficient funds is the great bar to the introduction of much that would contribute to the success of our schools, and this want is not confined to particular localities or States, but is prevalent everywhere, especially in rural districts. The ideal school-house thoroughly furnished and equipped is rare indeed and the average taxpayer is content to accept the ordinary appliances for purposes of education at moderate cost, in preference to that thorough equipment which requires heavy expenditure for its establishment and maintenance.

#### SCHOOL WORK IN THE COUNTY.

Notwithstanding the difficulty just pointed out, from the general adverse operation of which Washington County has not been exempt, we think considerable progress has been made since I entered upon the duties of the office of Secretary and Examiner in 1868, especially if increased attendance and superior school buildings are to be regarded as criteria of success. In 1868 the population of the County was 33,500, the school enrollment 6,788, and the number of teachers 122. In 1888 the population is 40,000, enrolled pupils 8,836, teachers 200. The increase in population has been 19 per cent., in enrolled pupils 30 per cent., and in teachers 64 per cent. In the same period 100 of the 134 school-houses now occupied have been built and are owned by the County. In 1868 there was not a graded school in the County; now we have twenty-one; one having 14 teachers; one, 9; two, 8; one, 6; two, 5; four, 4; four, 3; six, 2.

In eight of these schools students are prepared for admission to college, and every year quite a number of our pupils enter college in either the Freshman or Sophomore class.

We aim to prepare all pupils who regularly attend the public schools of this County until they are fifteen or sixteen years of age, for the ordinary duties of life, and we think we do fairly equip all such pupils for equal competition with others having like opportunities. Our schools would, no doubt, do better work if we were in a condition to employ better trained and more highly cultured teachers, but as our revenues will not permit this we must be content to select the best of home material.

More than nine-tenths of our teachers, many of whom are intelligent, conscientious, and successful, have been educated in our own schools, and whilst their plan of operation has the disadvantage of continuing, in some cases, much that is defective in school work, it has on the other hand the advantage of perpetuating whatever is meritorious in our methods of instruction and discipline.

With the restrictions imposed upon school administration by resources limited to the minimum of cost, it is difficult to suggest practical improvements in the educational work of the County. We believe that, with the advancement of teachers in a knowledge of their profession, and in broader culture, will come improvement in school work and that a corps of honest, conscientious, intelligent, and well-trained teachers are of more avail than all the suggestions of legislative wisdom or all the finely wrought theories of school examiners. Teachers, it is true, might and ought to do much more for their own improvement. If they should all adopt a regular course of study of education as a science and of sciences closely related to it, I have no doubt that the results of such study would show themselves in a more general intelligence, a broader and stronger influence and a higher standard of public education and public morality.

The undeveloped human mind is a delicate organ which, in the hands of a master may send out the rarest harmonies; in the hands of a bungler, may be untuned and unstrung forever.

If all teachers entertained a right appreciation of the responsibility which confronts them, they would not come with unsympathetic heart or untrained hands to touch keys whose vibrations may either "raise a mortal to the skies or drag an angel down."

---

## WICOMICO—THOMAS PERRY.

Every school building in the County is insured at the rate of one-half per cent. for five years.

I am convinced that a late By-Law of the State Board, requiring examiners to classify certificates, according to the results of the teacher's work in the school-room, has had some beneficial

results. It places upon the examiner an unenviable responsibility, but I consider that the results will fully compensate for it.

Our County is becoming better supplied from year to year with neat, comfortable school-houses.

---

WORCESTER—C. J. PURNELL. No reply.

---

#### HIGH SCHOOLS AND ACADEMIES.

Table M. gives a list of the high schools and academies receiving aid directly or indirectly from the State. In most instances the academy is now incorporated into the County school system, and the statistics will be found in the County report; in a few cases the original independence is maintained, and in a few others there is an understanding between the trustees of the academy and the Board of County School Commissioners, by which the former continues to hold the title to the property while the latter receive the "donation" and conduct the business. In 1866 it seemed to be the policy of the State to give each of the counties \$1,200 a year for the support of an academy. This sum has been regularly paid to the academy, if one were in existence, and, if not, to the School Commissioners for the use of the public schools.

If we are to realize Professor Huxley's idea of a public school system—a ladder, of which the foot is in the gutter and the top at the door of the university; if the spirit of the higher education is to be diffused among the people; if we are to keep alive the humanizing influence of the liberal studies for which Maryland was distinguished in former days, and which is not yet extinct, there should be at least one high school, or its equivalent, in every County. If this should be found impracticable let us have at least one teacher in every County who can give the instruction necessary to fit pupils for college. The additional expense incurred would in a short time be repaid, with interest.

#### COLLEGES.

The several colleges receiving aid from the State have made reports (Table L), from which it appears that last year was one of increased prosperity with them all.

The establishment of an experimental station in connection with the *Agricultural College*, the enlargement

of the Board of Trustees, and especially the appointment as President of a gentleman eminently qualified by natural gifts and acquired capabilities for the onerous duties of the position, give us reason to believe that this college has at last entered upon a career which entitles it to the hearty support of the people of Maryland.

At *Washington College*, "during the last scholastic year, there were forty-two students in attendance, this being a considerable increase in the past few years. One student was graduated in due course with the degree of A. B.

"The nine county scholars provided for by the Act of 1856, chapter 219, and the six provided for by the Act of 1874, chapter 282, were all filled by creditable students, who received tuition, board, books and stationery free of charge; and five indigent scholars in addition, have received tuition free of charge.

"The county scholarships are again all filled, and the character and tone of the students are generally satisfactory.

"A fourth professor was added to the faculty at the beginning of the last scholastic year, giving increased facilities in the primary department."

#### JOHNS HOPKINS UNIVERSITY.

Thus far the organization has maintained but one faculty—the faculty of philosophy or the liberal arts—although there is an important nucleus of a department of medicine.

Two classes of scholars are received, (*a*) the collegiate students, who are aspirants for the diploma of Bachelor of Arts, to which they look forward as a certificate that they have completed a liberal course of preliminary study; and (*b*) the university students, including the few who may be candidates for a higher diploma—that of Doctor or Master (a certificate that they have made special attainments in certain branches of knowledge); and a large number who, without any reference to a degree, are simply continuing their studies for varying periods. Corresponding to the wants of these two classes of students, there are two methods of

instruction—the rule of the college, which provides discipline, drill, training in appointed tasks for definite periods; and the rule of the university, the note of which is opportunity, freedom, encouragement and guidance in more difficult studies, inquiries and pursuits.

In 1887-'88 the academic staff included fifty-seven teachers, one of whom was a non-resident lecturer. The number of students enrolled during the year was four hundred and twenty, of whom one hundred and ninety-nine were residents of Maryland, and one hundred and ninety-six came here from thirty-six other States of the Union, and twenty-four from foreign countries. Among the students were two hundred and thirty-one already graduated, coming from ninety-three colleges and universities. There were one hundred and twenty-seven matriculates (or candidates for the degree of Bachelor of Arts); and there were sixty-two admitted as special students, to pursue courses of study for which they seemed fitted, without reference to graduation. The attendance upon the public lectures averaged one hundred and nine-two. The degree of Bachelor of Arts was conferred upon thirty-four candidates, and twenty-seven candidates were promoted to the degree of Doctor of Philosophy.

The following table indicates the enrolment of students in each year since the university was opened in the autumn of 1876:

	Total Enrolled.	Matricu- lates.	Non-Ma- triculates.	Graduates (including Fellows).	Average Attendance at Public Lectures.
1876-77.....	89	12	23	54	60
1877-78.....	104	24	22	58	84
1878-79.....	123	25	35	63	96
1879-80.....	159	32	48	79	113
1880-81.....	176	37	37	102	186
1881-82.....	175	45	31	99	137
1882-83.....	204	49	30	125	148
1883-84.....	249	53	37	159	122
1884-85.....	290	69	47	174	212
1885-86.....	314	96	34	184	115
1886-87.....	378	108	42	228	165
1887-88.....	420	127	62	281	192

The attendance upon the courses given in some of the principal subjects has been as follows during the last year: Mathematics and Astronomy, 84; Physics, 85; Chemistry, 119; Mineralogy and Geology, 25; Biology, 61; Pathology, 15; Greek, 61; Latin, 74; Sanskrit, etc., 40; Shemitic Languages, 18; German, 130; French, Italian, etc., 72; English, etc., 84; History and Political Science, 137; Psychology, Ethics, etc., 81.

During twelve years, twelve hundred and sixty-nine individuals have been enrolled as students, of whom five hundred and seventy have come from Maryland (including four hundred and forty-eight from Baltimore), and six hundred and ninety-nine from fifty other States and countries. Of this number seven hundred and thirty-three persons pursued courses as graduate students, and five hundred and thirty six as collegiate students.

Since degrees were first conferred in 1878, one hundred and seventy-seven persons have attained the Baccalaureate degree, and one hundred and thirty-one have been advanced to the degree of Doctor of Philosophy.

#### SPECIAL SCHOOLS.

The *State Normal School* is embarrassed by a plethora of numbers, which it is hoped will be only temporary. Since the house was built and furnished, desks have been provided for eighty additional pupils, and these desks are all filled. The number enrolled in the year ending June 1st, 1888, was 305—women, 273; men, 32. The average daily attendance was 285. Very few students left before the close of the school year.

The *Baltimore Normal School* for the training of colored teachers retains the popularity which it has for many years deserved. The annual commencement of the school, or rather, the annual closing exercises, have attracted the attention of the public; and as an evidence of their interest, a number of gentlemen offered prizes, which proved an effective stimulus to the pupils—three gold medals, nine silver medals and a large number of book premiums. The donors were Mr. Jos. M.

Cushing, Mr. John A. Needles, Mr. Jas. H. Bond, Dr. Wm. E. Story (J. H. U.), Mr. F. H. Boggs, Dr. Thos. Craig (J. H. U.), Mr. John M. Carter, Mr. Clemens Lamping, Dr. Lewis H. Steiner, Mr. John E. McCahan, Prof. F. D. Morrison (School for the Blind), Mr. Wm. M. Isaac, Prof. Otto Fuchs (Maryland Institute), Prof. M. A. Newell.

The schools of art and design in the *Maryland Institute* for the promotion of the mechanical arts have added largely during the year to the former facilities for the study of art. The classes in Free-Hand Drawing, Mechanical Drawing, Architectural Drawing, and in drawing from the antique and from life, have made satisfactory progress, and the exhibition at the close of the session attracted large numbers of intelligent and critical spectators. It would be difficult to find in this country a better school of the kind. What is wanted now is the link that will connect art studies with the practical industries. The whole number of pupils present during the session of 1887-88 was 720, of whom 481 attended the night schools, and the remainder the day school and the Saturday class.

#### ASSOCIATIONS.

The *State Teachers' Association* met during the third week in July, at Mountain Lake Park, in joint convention with the Teachers' Association of West Virginia. The attendance was large, and the exercises were unusually interesting. The most important transaction was the appointment of a committee (Prof. Alex. Chaplain, of Talbot, chairman; Prof. J. Goodman, of Baltimore city, and Mrs. M. A. Newell, secretary) to inaugurate a State Teachers' Reading Circle, with branches in the several counties. The history of this enterprise belongs more properly to the next school year. A good beginning has been made in the city and several counties. With faith and a fostering hand from the superintendents and examiners success is assured.

The *Association of Public School Commissioners* held their annual meeting in the last week of Novem-

ber. The attendance was not quite as large as it has been in previous years, but the discussions were more than usually lively and important. One of the most interesting was on the propriety of placing women on the Boards of District Trustees, one woman and two men on each Board. The prevailing, though by no means unanimous, sentiment seemed to be in favor of the innovation. Prof. Alexander Chaplain, of Talbot county, read a very interesting paper on the construction of country school-houses, with a special reference to heating and ventilation.

#### SCHOOL FOR THE BLIND.

Prof. F. D. Morrison, principal, reports :

The number of pupils on the Register July 1, 1887.....	62
Number of pupils admitted during the year.....	21
<hr/>	
Number of pupils under instruction during the year ending June 30, 1888.....	83
Number that left the school during the session by reason of expiration of term or otherwise.....	7
<hr/>	
Number in attendance June 30, 1888.....	76

Of the 83 under instruction during the session ending June 30, 1888, 42 were from the city of Baltimore; 25 from the counties of Maryland; 15 from the District of Columbia, and one from the Territory of Montana.

Blind children do not usually enter school until they are 7 or 8 years of age; but even at this age they are not unfrequently as helpless as ordinary children are at 3 or 4 years of age, owing, in most cases, to the want of proper home training. Except in rare cases, a totally blind child is not taught to do any thing for itself before it is sent to school. Either everything or nothing is done for it at home: it is washed, dressed, fed and entertained long after the age when a bright-seeing child can do those things for itself, or else it is set down in a corner all day out of harm's way, and left to its own devices for amusement. It cannot see what other children are doing, but it must do something; so it gradually acquires the most awkward and ungraceful habits, which require years of patient training to correct after the child enters school.

A school for the blind must not only embrace in its curriculum the ordinary scholastic course, but it must also include physical and moral as well as intellectual training: it must not only be a careful, earnest school-teacher, but it must also be a prudent and faithful parent to the blind child. It is not enough that the blind person is intelligent, properly trained in literature, music and mechanical work, but the school must see that its pupils go out into the world



thoroughly developed men and women morally, intellectually and physically. It is only by the most thorough and careful training that we can hope to enable those, who must work in perpetual night, to hold their own in this busy world.

This Institution is well equipped for its work. The buildings and grounds are ample and attractive: the library is well supplied with suitable books, and the music rooms with excellent instruments; the gymnasium is fitted up with the most modern appliances for physical culture, and the shop contains machinery suitable for proper instruction in the trades taught. In each department are careful and experienced teachers. There is absolutely no good excuse why any blind child in the State of Maryland should not enjoy the advantages of education. The State provides board and tuition for all who cannot afford to pay for them: and yet, strange as it may appear, there are many who do not avail themselves of the opportunity so freely offered them.

M. A. NEWELL.

*Secretary.*



---

**REPORT**  
OF THE  
SCHOOL COMMISSIONERS  
OF  
BALTIMORE CITY.

---



BALTIMORE CITY.

STATEMENT SHOWING THE NUMBER OF MALE AND FEMALE TEACHERS AND THE NUMBER OF PUPILS ON ROLL DECEMBER 31, 1888; THE AVERAGE NUMBER OF TEACHERS AND PUPILS DURING THE YEAR; THE AVERAGE ATTENDANCE FOR THE YEAR; THE PERCENTAGE OF ATTENDANCE FOR THE YEAR; AND THE NUMBER OF PUPILS IN SCHOOL DURING THE YEAR.

SCHOOLS.	Number of schools.	NUMBER OF TEACHERS.				NUMBER OF PUPILS.					
		Males, Decem-ber 31, 1888.	Females, Dec. 31, 1888.	Totals, Dec. 31, 1888.	Average for the year.	On roll Dec. 31, 1888.	Average roll for the year.	Average at- tendance for the year.	Percentage, attendance.	Whole num-ber in school dur- ing year, ex- cluding dupli- cate enroll- ments.	
Baltimore City College.....	1	14	.....	14	14	385	373	336	90	564	374
Eastern Female High School.....	1	1	10	11	11	286	286	262	92	423	305
Western Female High School.....	1	1	2	12	14	408	391	363	92	624	417
Manual Training School.....	1	13	.....	13	10	510	383	348	90	612	500
Male Grammar Schools.....	19	34	102	136	138	5,263	5,151	4,575	89	7,838	6,224
Female Grammar Schools.....	20	.....	154	154	153	6,304	6,059	5,197	85	9,134	7,314
English-German Schools.....	5	17	97	114	112	4,826	4,700	4,238	90	6,413	6,152
Male Primary Schools.....	30	.....	217	217	212	9,360	8,880	7,467	84	13,866	13,104
Female Primary Schools.....	30	.....	206	206	204	9,094	8,760	7,077	81	13,708	12,931
Colored Schools.....	16	14	118	132	123	5,530	5,135	4,175	81	8,124	7,799
Annex Schools.....	124	95	916	1,011	991	41,966	40,118	34,038	85	61,306	55,120
Special Teachers { Music.....	16	15	90	105	99	4,555	4,499	3,854	85	5,024	4,786
{ Drawing.....	.....	2	.....	2	.....	.....	.....	.....	.....	.....	.....
.....	.....	.....	5	5	.....	.....	.....	.....	.....	.....	.....
.....	140	112	1,011	1,123	1,090	46,521	44,617	37,892	85	66,330	59,906

## FINANCIAL STATISTICS OF BALTIMORE CITY SCHOOLS.

Amount appropriated for the white and colored High, Grammar and Primary schools.....	\$742,500 00
For the Manual Training School.....	15,000 00
	\$757,500 00

### RECEIPTS.

Amount received from City Collector—taxes.....	\$583,974 59
“ “ State of Maryland.....	159,592 16
“ “ non-resident pupils.....	6,104 84
“ “ intestates' estates.....	93 99
“ “ J. F. Plummer.....	129 55
	\$749,895 13

### EXPENDITURES.

For salaries.....	\$613,991 80
“ rents and ground rents.....	34,719 25
“ books and stationery.....	38,986 59
“ heating apparatus and its repairs.....	7,419 19
“ furniture.....	9,077 35
“ fuel.....	19,915 01
“ repairs and cleaning.....	6,937 56
“ incidentals, printing, etc.....	9,476 53
“ Manual Training School.....	16,971 10
“ schools in the annexed or belt district.....	43,302 10
	\$800,796 48

Also expended by the Inspector of Buildings:

On account of new buildings.....	\$48,989 00
“ alterations and repairs.....	12,989 05
	\$61,978 05

*Amounts Expended on Account of White Schools.*

For salaries.....	\$546,643 95
“ rents and ground rents.....	30,939 26
“ books and stationery.....	35,541 33
“ heating apparatus and its repairs.....	5,684 39
“ furniture.....	4,488 40
“ fuel.....	17,900 84
“ repairs and cleaning.....	6,245 78
“ incidentals, printing, etc.....	8,847 31
	<hr/>
	\$656,291 26

*On Account of Colored Schools.*

For salaries.....	\$67,347 85
“ rents.....	3,779 99
“ books.....	3,445 26
“ heating apparatus.....	1,734 80
“ furniture.....	4,588 95
“ fuel.....	2,014 17
“ repairs and cleaning.....	691 78
“ incidentals.....	629 22
	<hr/>
	\$84,232 02
	<hr/>
	\$740,523 28

HENRY M. COWLES,  
*Secretary.*





---

---

*State Tables.*

---

---



TABLE A.—POPULATION OF MARYLAND ACCORDING TO THE UNITED STATES CENSUS OF 1880.

COUNTIES.	Male.	Female.	Native.	Foreign.	White.	Colored.	Total.
Allegany.....	19,222	18,789	31,023	6,988	36,480	1,531	38,011
Anne Arundel.....	14,800	13,636	27,697	829	14,647	13,879	28,526
Baltimore.....	41,548	41,786	73,468	9,866	72,773	10,561	83,334
Calvert.....	5,413	5,125	10,505	33	4,842	5,696	10,538
Caroline.....	6,933	6,834	13,556	211	9,601	4,166	13,767
Carroll.....	15,495	15,497	30,078	914	28,708	2,284	30,992
Cecil.....	13,782	13,326	26,335	873	22,642	4,466	27,108
Charles.....	9,386	9,162	18,432	116	7,696	10,852	18,548
Dorchester.....	11,715	11,395	22,995	115	14,638	8,472	23,110
Frederick.....	24,925	25,557	49,363	1,119	42,974	7,508	50,482
Garrett.....	6,212	5,963	11,389	786	12,063	112	12,175
Harford.....	14,189	13,853	26,707	1,335	21,393	6,649	28,042
Howard.....	8,234	7,907	15,263	878	11,743	4,398	16,141
Kent.....	9,055	8,550	17,322	283	10,398	7,207	17,605
Montgomery.....	12,700	12,059	24,390	369	15,608	9,151	24,759
Prince George.....	13,500	12,765	25,707	558	13,950	12,315	26,265
Queen Anne.....	10,090	9,167	19,012	245	12,065	7,192	19,257
St. Mary.....	8,543	8,391	16,873	61	8,245	8,698	16,934
Somerset.....	11,148	10,520	21,627	41	13,031	8,637	21,668
Talbot.....	9,729	9,336	18,759	306	11,738	7,327	19,065
Washington.....	19,067	19,493	37,941	619	35,496	3,064	38,560
Wicomico.....	9,008	9,003	17,981	30	12,941	5,070	18,011
Worcester.....	9,858	9,681	19,481	58	12,555	6,984	19,539
Baltimore City.....	157,361	174,829	276,176	56,014	278,487	53,703	332,190
Totals.....	462,003	472,624	851,980	82,647	724,714	209,913	934,627

Included in the colored population of the State are 5 Chinese, 1 Japanese, and 11 Indians—in Baltimore county, 1 Indian; in Baltimore City 4 Chinese, 1 Japanese, and 9 Indians; in Queen Anne County, 1 Chinese; in Montgomery County, 1 Indian.

TABLE B.—STATEMENT SHOWING THE POPULATION FROM FIVE TO TWENTY, AND THE DISTRIBUTION OF THE STATE SCHOOL TAX TO WHITE SCHOOLS, FOR THE YEAR ENDING SEPTEMBER 30, 1888, AS REPORTED BY THE COMPTROLLER.

COUNTIES.	POPULATION FROM 5 TO 20.		DISTRIBUTION.					Total <sup>a</sup> .
	White and Colored.	Colored.	October.	January.	March.	June.		
Allegheny.....	12,910	469	\$4,373 08	\$4,373 08	\$4,373 08	\$4,800 98	\$17,020 22	
Anne Arundel.....	9,455	4,741	3,202 75	3,202 75	3,202 75	3,516 13	13,124 38	
Baltimore.....	26,460	3,150	8,062 95	8,062 95	8,062 95	9,839 95	36,728 80	
Calvert.....	4,013	2,282	1,225 47	1,225 47	1,225 47	1,455 17	5,431 58	
Caroline.....	4,766	1,345	1,614 52	1,614 52	1,614 52	1,773 39	6,815 95	
Carroll.....	3,374	815	3,378 35	3,378 35	3,378 35	3,709 14	13,844 79	
Cecil.....	8,626	1,470	2,921 94	2,921 94	2,921 94	3,207 84	11,373 66	
Charles.....	6,738	4,145	2,282 40	2,282 40	2,282 40	2,505 73	9,352 93	
Dorchester.....	7,675	2,905	2,569 80	2,569 80	2,569 80	2,854 18	10,653 98	
Frederick.....	16,291	2,435	5,518 35	5,518 35	5,518 35	6,058 30	22,613 35	
Gaithersburg.....	4,504	45	1,525 67	1,525 67	1,525 67	1,674 95	6,251 96	
Harford.....	9,096	2,352	3,081 14	3,081 14	3,081 14	3,382 63	12,626 05	
Howard.....	5,453	1,575	1,847 13	1,847 13	1,847 13	2,027 87	7,569 26	
Kent.....	5,807	2,400	1,967 04	1,967 04	1,967 04	2,159 51	8,060 63	
Montgomery.....	8,175	3,263	2,769 50	2,769 50	2,769 50	3,040 50	11,349 00	
Prince George.....	1,645	1,645	3,100 78	3,100 78	3,100 78	3,404 19	12,706 53	
Queen Anne.....	6,475	2,546	2,186 54	2,186 54	2,186 54	2,400 49	8,960 11	
St. Mary.....	3,169	3,169	2,033 07	2,033 07	2,033 07	2,253 97	8,413 18	
Somerset.....	7,499	3,101	2,540 18	2,540 18	2,540 18	2,788 73	10,409 27	
Talbot.....	6,085	2,491	2,061 50	2,061 50	2,061 50	2,262 90	8,446 50	
Washington.....	12,455	998	4,218 95	4,218 95	4,218 95	4,631 77	17,288 62	
Wicomico.....	5,954	1,816	2,016 83	2,016 83	2,016 83	2,214 18	8,264 67	
Worcester.....	6,552	2,491	2,219 40	2,219 40	2,219 40	2,436 56	9,094 76	
Totals.....	200,059	54,819	\$67,767 24	\$67,767 24	\$67,767 24	\$74,398 06	\$277,699 78	
Baltimore City.....	95,156	13,500	32,232 76	32,232 76	32,232 76	35,386 62	132,054 90	
Totals.....	295,215	68,409	\$100,000 00	\$100,000 00	\$100,000 00	\$109,784 68	\$408,784 68	

TABLE C. — SHOWING THE RECEIPTS FROM STATE SCHOOL TAX, FREE SCHOOL AND ACADEMIC FUNDS, STATE APPROPRIATION TO COLORED SCHOOLS AND COUNTY TAX, FOR THE YEAR ENDING SEPTEMBER 30, 1888.

COUNTIES.	Assessed value of property, 1886.	Assessed value of property, 1877.	State school tax.	Free school fund.	Academic fund.	Appropriation to colored schools.	Total from State.	County school tax.	Grand total.
Allegheny.....	\$15,813,862 00	\$10,800,342 00	\$17,920 22	\$1,762 20	\$400 00	\$671 88	\$30,754 30	\$39,000 00	\$59,754 30
Anne Arundel.....	9,528,476 00	9,870,117 00	13,124 38	1,801 79	1,200 00	6,820 40	22,946 57	22,387 80	45,334 37
Baltimore.....	23,807,782 00	50,501,160 00	36,728 80	3,132 27	1,200 00	4,512 56	42,573 63	102,860 00	148,373 63
Baltimore.....	2,077,351 00	2,113,550 00	5,431 58	947 63	1,200 00	3,269 12	10,848 33	2,975 09	13,123 42
Caroline.....	4,108,667 00	3,757,157 00	6,615 95	1,472 90	1,200 00	2,213 82	11,542 17	9,200 00	30,702 17
Carroll.....	15,716,466 00	16,467,311 00	13,814 79	2,126 82	.....	1,167 52	17,139 13	26,000 00	43,139 13
Cecil.....	13,012,712 00	13,198,335 00	11,973 66	1,825 82	.....	2,105 88	15,915 26	39,708 80	55,624 16
Charles.....	3,216,663 00	3,492,201 00	9,332 63	1,068 31	400 00	5,937 06	16,739 23	3,022 83	19,762 06
Dorchester.....	6,293,191 00	6,629,790 00	10,633 58	1,833 61	.....	4,161 60	17,249 33	7,500 00	34,749 33
Frederick.....	3,707,655 00	3,336,359 00	22,613 55	3,490 30	.....	3,488 38	29,391 83	34,664 24	64,256 07
Garrett.....	3,707,655 00	3,336,359 00	22,613 55	3,490 30	1,300 00	80 00	10,165 63	12,193 51	22,359 14
Harford.....	12,112,720 00	11,506,902 00	12,626 05	1,260 42	300 00	3,369 40	18,285 87	23,703 51	41,989 38
Howard.....	1,201,575 00	7,226,108 00	7,569 26	1,448 61	1,300 00	2,256 28	12,474 18	17,300 00	29,774 18
Kent.....	1,573,272 00	1,448,301 00	8,060 63	1,001 17	.....	3,438 16	13,699 96	15,666 80	29,766 76
Montgomery.....	8,399,668 00	8,272,371 00	11,349 00	2,501 06	.....	4,588 48	18,531 54	20,522 82	39,054 36
Prince George.....	8,888,100 00	9,672,363 00	12,706 53	1,675 50	600 00	6,654 21	21,437 36	13,210 26	34,647 62
Queen Anne.....	7,188,854 00	6,283,283 00	8,959 62	1,787 33	1,000 00	3,647 28	15,394 43	20,513 23	35,907 66
St. Mary.....	2,780,312 00	2,918,698 00	8,113 18	1,206 26	400 00	4,582 76	14,692 30	3,351 25	17,953 55
Somerset.....	1,338,826 00	3,639,319 00	10,469 27	1,473 34	650 00	4,442 36	16,974 97	5,499 86	22,474 83
Talbot.....	8,583,112 00	8,107,149 00	8,416 50	1,976 04	1,200 00	3,568 48	15,191 62	17,500 00	32,691 62
Washington.....	16,983,110 00	16,096,231 00	17,268 62	2,104 54	1,200 00	1,401 04	22,081 20	51,943 56	74,027 76
Wilcombe.....	3,478,086 00	4,479,319 00	8,261 67	1,610 27	1,300 00	2,601 52	13,676 46	7,054 86	30,731 32
Worcester.....	1,359,615 00	4,180,114 00	9,694 76	1,515 83	1,300 00	3,868 52	13,407 11	5,765 47	21,172 58
Totals.....	\$242,782,620 00	\$235,336,021 00	\$279,224 96	\$31,701 80	\$16,121 43	\$78,547 64	\$415,595 83	\$600,783 89	\$916,379 72
Baltimore city.....	254,017,561 00	213,132,067 00	119,518 98	8,415 16	.....	19,468 48	137,402 62	579,372 80	736,775 42
Totals.....	\$476,829,611 00	\$478,468,028 00	\$398,743 94	\$50,116 96	.....	\$98,016 12	\$662,998 45	\$1,080,166 69	\$1,643,155 14

TABLE D.—RECEIPTS OF THE SEVERAL COUNTY SCHOOL BOARDS, FROM ALL SOURCES, FOR THE YEAR ENDING SEPTEMBER 30, 1888, AS PER STATEMENTS RENDERED BY THE TREASURERS OF THE SEVERAL SCHOOL BOARDS.

COUNTIES.	State school tax.	Free school fund.	State donations.	Appropriations to colored schools.	County tax.	Books.	Loans.	Other sources.	Interest.	Balance on hand October 1, 1887.	Totals.
Allegheny.....	\$17,920 22	\$1,762 30	\$400 00	\$971 88	\$33,000 00	\$3,825 11	.....	\$710 40	.....	\$93 85	\$64,233 66
Anne Arundel*.....	18,124 38	1,801 77	1,200 00	6,820 40	22,387 80	823 00	.....	51 20	.....	11,367 82	46,213 67
Baltimore.....	36,728 80	3,132 29	1,200 00	4,512 56	102,800 00	17,950 79	\$5,000 00	13,102 51	.....	871 42	195,694 75
Calvert.....	5,431 58	947 63	1,200 00	3,269 12	2,275 09	11 62	.....	1,335 75	.....	.....	14,842 21
Caroline.....	6,615 05	1,472 80	1,200 00	2,213 32	9,200 00	1,022 65	.....	124 73	.....	.....	24,007 38
Carroll.....	13,844 70	2,120 82	.....	1,167 82	26,000 00	4,539 53	5,500 00	824 20	.....	15 66	54,100 69
Cecil.....	11,373 66	1,823 82	.....	2,105 88	39,708 80	5,884 50	.....	380 00	.....	179 79	62,068 45
Charles.....	4,352 93	1,068 34	400 00	3,387 96	3,022 83	2,031 00	.....	313 73	.....	2,400 88	23,024 82
Dorchester.....	10,653 58	1,853 64	571 43	4,161 60	7,300 00	2,061 00	.....	170 79	44 53	.....	36,950 91
Frederick.....	22,613 35	3,490 20	.....	3,488 28	34,061 24	5,284 82	.....	112 20	.....	231 83	62,858 04
Garrett.....	7,477 63	1,107 40	1,200 00	80 60	12,138 51	7,388 75	6,000 00	351 05	27 99	.....	50,160 14
Harford.....	12,626 05	1,900 42	300 00	3,369 40	28,703 51	7,364 36	.....	427 86	.....	.....	30,184 92
Howard.....	7,369 26	1,448 64	1,200 00	2,256 28	17,200 00	1,212 75	.....	766 85	.....	.....	31,412 43
Kent.....	8,060 63	1,001 17	.....	3,438 16	15,666 80	1,600 73	.....	42 45	.....	3,117 87	32,651 48
Montgomery.....	11,349 00	2,594 06	.....	4,588 48	20,222 82	1,600 73	.....	.....	.....	.....	40,757 54
Prince George.....	12,706 52	1,676 59	400 00	6,654 24	13,210 36	373 39	8,298 64	1,419 16	1,273 00	1,047 19	44,866 84
Queen Anne.....	8,959 62	1,787 53	1,000 00	3,647 28	20,513 23	1,325 12	.....	.....	.....	906 48	32,274 96
St. Mary.....	8,413 18	1,206 36	400 00	4,582 76	3,351 25	869 94	.....	4,544 29	10 51	.....	21,230 08
Somerset.....	10,469 27	1,473 34	650 00	4,132 30	5,499 86	.....	.....	3,208 52	85 00	.....	28,820 04
Talbot.....	8,446 50	1,370 94	1,200 00	3,568 48	17,500 00	1,630 18	2,877 58	.....	.....	.....	39,942 30
Washington.....	17,288 62	2,194 53	1,200 00	1,401 04	51,943 56	.....	6,343 31	.....	.....	504 08	80,421 10
Wicomico.....	8,264 67	1,610 27	1,200 00	2,601 32	7,054 86	.....	.....	2,057 36	.....	.....	25,192 76
Worcester.....	9,094 76	1,543 83	1,200 00	3,568 52	5,765 47	.....	1,000 00	2,420 54	1,085 64	847 56	27,126 32
Totals.....	\$279,224 96	\$41,701 80	\$16,121 43	\$78,547 64	\$500,788 89	\$57,211 10	\$38,477 29	\$41,910 66	\$3,208 24	\$28,802 43	\$1,085,990 04
Baltimore city.....	119,518 98	8,415 16	.....	19,468 48	579,372 80	.....	.....	6,769 76	129 48	.....	739,614 66
Totals.....	\$398,743 94	\$50,116 96	.....	\$98,016 12	\$1,080,156 69	.....	.....	\$48,620 42	\$3,338 32	.....	\$1,819,004 70

\* Estimated.

TABLE E.—STATEMENT SHOWING DETAILS OF DISBURSEMENTS FOR PUBLIC SCHOOL PURPOSES, AND THE TOTALS FOR THE YEAR ENDING SEPTEMBER 30, 1888.

COUNTIES.	† Current Expenses of Manual Training School.										Totals.
	Teachers' salaries.	Incidental ex- penses, including fuel and rent.	Books and station- ery.	Building, repairing and furnishing school-houses.	Supervision and office expenses.	Miscellaneous.	Interest.	Indebtedness paid.	Balance on hand Sept. 30, 1888.	Totals.	
Allegany.....	\$4,085 71	\$2,578 36	\$4,003 25	\$8,541 05	\$2,481 02	\$100 00	\$144 33	.....	\$1,780 94	\$64,838 66	
Anne Arundel*.....	34,211 16	3,611 96	709 16	2,331 80	2,309 20	276 97	.....	.....	.....	40,213 07	
Baltimore.....	135,312 01	14,745 78	15,658 96	23,037 80	4,734 31	608 28	1,000 81	.....	.....	195,694 75	
Calvert.....	11,674 19	563 46	179 96	533 32	1,447 30	147 40	9 80	.....	506 78	14,842 21	
Caroline.....	14,961 68	1,458 31	1,665 83	4,295 50	1,462 29	95 42	171 85	.....	.....	24,007 28	
Carroll.....	30,386 02	4,001 31	3,822 13	8,268 46	2,471 03	299 37	929 77	.....	11 43	54,100 69	
Cecil.....	37,629 62	3,293 45	4,414 71	4,621 49	1,677 12	362 00	.....	.....	10,050 06	62,068 45	
Charles.....	17,066 85	632 08	454 90	1,743 52	1,087 47	193 18	.....	.....	1,286 52	23,024 52	
Dorchester.....	23,926 13	2,173 97	2,295 04	722 53	2,267 55	164 54	417 42	.....	3,100 00	36,250 91	
Fredrick.....	51,424 14	4,869 92	3,622 21	2,067 12	2,905 24	30 00	385 70	.....	1,181 73	60,888 04	
Garrett.....	11,141 80	1,101 10	962 46	731 54	1,544 80	262 98	699 02	.....	193 71	30,184 92	
Harford.....	85,190 64	3,157 08	3,207 79	2,914 14	2,112 13	160 00	56 35	.....	5,840 44	90,104 14	
Howard.....	19,763 00	1,900 72	1,310 87	3,546 13	1,389 66	125 90	96 51	.....	7,880 78	31,412 43	
Kent.....	25,120 07	2,001 88	49 85	1,682 03	1,673 26	73 75	.....	.....	1,910 21	32,651 48	
Montgomery.....	31,780 83	1,421 97	1,003 17	2,532 25	1,677 64	85 36	30 45	.....	1,075 07	40,757 51	
Prince George.....	20,212 93	1,879 04	486 77	2,212 89	1,475 30	117 50	225 03	.....	1,339 20	44,306 84	
Queen Anne.....	33,002 97	2,343 40	1,853 90	3,631 54	1,783 00	141 55	.....	.....	5,513 55	43,232 91	
St. Mary.....	15,954 23	554 93	1,095 10	434 90	1,159 26	140 17	.....	.....	1,801 49	21,230 08	
Somerset.....	24,103 21	1,060 52	229 21	1,238 58	1,440 58	21 25	67 40	.....	663 29	28,880 30	
Talbot.....	27,401 45	2,215 10	2,155 10	5,087 28	1,850 50	106 29	174 00	.....	911 90	39,942 04	
Washington.....	32,169 25	3,855 98	3,326 11	11,696 54	1,9 9 00	29 60	564 50	.....	9,840 63	80,421 10	
Wicomico.....	18,079 31	1,180 19	48 02	4,363 35	1,036 45	176 54	150 05	.....	208 35	25,192 76	
Worcester.....	22,434 15	1,853 26	.....	886 30	1,297 85	330 43	95 34	.....	318 99	27,126 32	
Totals.....	\$740,171 40	\$62,416 03	\$49,584 50	\$97,089 26	\$42,889 38	\$3,918 48	\$5,208 45	.....	\$39,415 86	\$1,085,990 04	
Baltimore city.....	604,334 40	56,504 96	40,304 38	66,464 18	.....	112,906 18	.....	.....	.....	781,604 12	
Totals.....	\$1,344,505 80	\$121,921 01	\$89,888 88	\$163,553 44	.....	\$14,914 66	.....	.....	.....	\$1,867,594 16	

\* Estimated.

TABLE F.—SHOWING THE NUMBER OF PUPILS IN THE PRIMARY GRADES, AND SPECIAL STUDIES, FOR THE YEAR ENDING JULY 31, 1888.

COUNTIES.	COUNTRIES.																	
	1st Grade.	2d Grade.	3d Grade.	4th Grade.	5th Grade.	6th Grade.	Above 6th Grade.	Book-keeping.	Algebra.	Philosophy.	Drawing.	Geometry.	Physiology.	Latin.	Greek.	French.	German.	
Allegheny.....	1,356	1,117	1,218	1,243	1,170	776	133	49	163	18	.....	101	1,487	12	.....	.....	.....	
Anne Arundel.....	1,061	682	589	366	366	193	56	6	56	80	37	15	546	11	.....	.....	.....	
Baltimore.....	2,980	1,759	2,256	2,215	2,032	1,042	326	396	1,368	326	.....	326	804	.....	.....	.....	.....	
Calvert*.....	389	376	363	312	176	74	10	7	21	25	90	.....	28	11	.....	.....	.....	
Caroline.....	689	508	455	473	322	186	89	57	74	85	.....	77	304	15	.....	.....	.....	
Carroll.....	1,031	989	1,282	1,273	730	505	163	53	251	132	80	98	1,411	8	.....	.....	.....	
Cecil.....	699	613	716	786	818	616	129	130	327	249	.....	77	694	24	.....	.....	.....	
Charles.....	647	421	408	542	217	102	84	7	24	26	.....	3	.....	.....	.....	.....	.....	
Dorchester.....	735	567	853	898	743	529	233	22	81	143	.....	25	210	38	.....	.....	.....	
Frederick.....	1,378	1,533	1,586	1,842	1,924	1,681	223	190	284	567	304	107	1,073	.....	.....	.....	.....	
Garrett.....	917	637	620	610	568	269	14	4	14	9	.....	13	33	.....	.....	.....	.....	
Harford.....	896	542	887	1,021	807	465	315	255	324	64	.....	69	1,202	.....	.....	.....	.....	
Howard.....	745	473	390	452	422	373	59	32	71	108	11	22	426	5	.....	.....	.....	
Kent.....	1,437	557	496	467	529	298	26	102	81	149	.....	16	619	22	.....	.....	.....	
Montgomery.....	918	610	613	572	354	220	61	48	114	66	392	46	311	32	.....	.....	.....	
Prince George.....	726	426	550	364	346	193	78	90	178	154	.....	32	376	42	.....	.....	.....	
Queen Anne.....	681	417	479	390	223	93	41	16	30	21	.....	13	75	3	.....	.....	.....	
St. Mary.....	1,101	527	611	632	402	298	173	23	127	41	.....	65	612	58	.....	.....	.....	
Somerset.....	1,805	464	416	417	254	148	168	30	183	60	659	54	435	18	85	.....	.....	
Talbot.....	1,829	1,253	1,429	1,211	962	787	443	210	757	305	136	87	691	116	21	.....	.....	
Washington.....	768	503	628	626	449	315	72	.....	39	33	88	10	115	35	.....	.....	.....	
Wicomico.....	801	468	470	468	349	267	142	33	137	72	.....	87	173	82	.....	.....	.....	
Worcester.....	.....	.....	.....	.....	.....	.....	.....	.....	.....	.....	.....	.....	.....	.....	.....	.....	.....	.....
Totals.....	23,762	15,869	17,990	17,679	14,610	9,602	3,162	1,799	4,751	2,742	2,413	1,259	14,616	690	39	85	49	.....
Baltimore city.....	.....	.....	.....	.....	.....	.....	.....	.....	.....	.....	.....	.....	.....	.....	.....	.....	.....	.....
Totals.....	.....	.....	.....	.....	.....	.....	.....	.....	.....	.....	.....	.....	.....	.....	.....	.....	.....	.....

\* Two schools not reported.



TABLE G.—STATEMENT SHOWING THE NUMBER OF SCHOOLS; OF TEACHERS, WITH THEIR AVERAGE SALARIES; OF DIFFERENT PUPILS; AVERAGE ENROLMENT AND ATTENDANCE, AND THE ANNUAL AVERAGE COST OF EACH PUPIL,† FOR THE YEAR ENDING JULY 31, 1888.

COUNTIES.	No. of schools.	Months schools were open.	NUMBER OF TEACHERS.		Average yearly salary of teachers.	Number of different pupils.	Highest enrolment in one term.	AVERAGE NUMBER OF PUPILS.		Cost of each pupil reckoned on average enrolment.
			Male.	Female.				Enrolled.	In attendance.	
Allegany.....	89	8-3-4	37	118	\$288 39	7,453	7,195	6,363	4,610	\$7 83
Anne Arundel.....	92	10	83	111	308 31	4,028	4,049	3,730	2,630	10 85
Baltimore.....	170	10	353	353	383 32	15,035	12,050	11,801	8,457	13 17
Calvert.....	39	10	28	42	277 96	2,118	1,744	1,469	1,704	9 03
Caroline.....	67	8 1-1-2	26	78	191 82	3,538	3,232	2,805	1,543	6 30
Carroll.....	123	7 1-2	86	58	211 01	6,117	5,493	5,218	3,374	7 10
Cecil.....	90	10	102	121	310 99	5,577	4,293	3,878	2,734	11 08
Charles.....	65	10	30	37	262 70	2,767	2 148	2,059	1,964	9 38
Dorchester.....	116	7 1-2	58	72	1-4 05	5,252	4,730	4,259	2,372	6 70
Predick.....	163	7 1-2	106	98	249 87	9,817	9,307	8,284	5,414	7 15
Garrett.....	97	8 3-4	60	45	105 11	3,541	3,512	3,231	2,437	4 35
Harford.....	104	10	42	95	356 69	5,061	4,631	4,094	2,588	9 94
Howard.....	56	10	37	59	331 97	3,059	2,500	2,336	1,410	10 05
Kent.....	62	10	19	60	317 98	2,531	2,229	1,751	9 36	9 36
Montgomery.....	92	10	51	35	331 05	5,362	4,614	4,049	2,430	8 63
Prince George.....	72	10	27	64	321 02	4,460	3,741	3,588	1,862	9 74
Queen Anne.....	67	9	28	48	342 14	4,231	3,165	2,422	1,698	10 36
St. Mary.....	61	9	39	24	353 24	4,234	2,397	2,143	1,021	8 72
Somerset.....	74	8	26	69	342 72	3,950	3,950	3,535	2,130	7 49
Talbot.....	64	10	21	59	342 27	3,454	3,154	2,578	1,468	10 99
Townsend.....	131	7 1-2	420	71	290 11	8,567	7,469	7,274	5,423	7 86
Washington.....	70	7 1-2	40	42	220 48	4,462	4,162	3,718	2,104	5 49
Wicomico.....	67	9	33	60	241 23	4,043	3,862	2,896	1,859	8 92
Worcester.....	67	9	33	60	241 23	4,043	3,862	2,896	1,859	8 92
Totals.....	2,031	88.8	1,940	1,621	2,691	122,377	106,687	95,405	61,607	\$8 73
Baltimore city.....	128	10	98	909	1,067	54,210	41,355	39,419	39,969	17 12
Totals.....	2,159	9.2	1,438	2,530	3,698	176,587	148,042	134,824	94,576	\$11 30

† Found by dividing the cost of teachers' salaries, supervision, incidentals and miscellaneous items by the average enrolment.

\*Average.

TABLE H.—COLORED SCHOOLS.—STATEMENT SHOWING THE NUMBER OF SCHOOLS; NUMBER OF TEACHERS, MALE AND FEMALE; NUMBER OF DIFFERENT PUPILS; AVERAGE NUMBER OF PUPILS ENROLLED AND IN ATTENDANCE, AND HIGHEST ENROLMENT FOR ONE TERM, FOR THE YEAR ENDING JULY 31, 1888.

COUNTIES.	Cost of schools.	No. of schools.	Months schools were open.	No. of TEACHERS.		No. of different pupils.	AVERAGE No. of PUPILS.		Highest enrollment in one term.
				Male.	Female.		Enrolled.	In attendance.	
Allegany.....	\$1,684 03	4	8 3-4	2	2	285	224	100	348
Anne Arundel.....	6,337 55	29	7 1-2	8	25	1,996	1,591	818	1,812
Baltimore.....	13,965 92	33	10	14	27	1,632	1,127	723	1,231
Calvert.....	3,465 25	16	10	7	10	488	696	279	847
Caroline.....	2,484 97	20	5	13	7	944	908	438	923
Carroll.....	2,072 10	13	7 1-2	10	4	432	319	197	380
Cecil.....	4,943 40	13	10	8	9	679	427	296	498
Charles.....	5,867 71	23	9	6	19	1,334	945	406	1,027
Dorchester.....	6,327 18	32	5	24	11	1,651	1,280	630	1,368
Frederick.....	5,559 87	23	7 1-2	17	8	1,220	962	395	1,198
Garrett.....	107 55	1	3 3-4	0	1	32	22	16	32
Howard.....	5,050 26	20	7 1-2	12	12	1,145	753	452	1,033
Kent.....	3,104 90	14	10	8	15	792	554	271	674
Montgomery.....	3,590 06	18	6 17-1	7	11	1,388	1,124	515	1,132
Prince George.....	4,110 57	24	10	13	11	1,223	742	426	1,526
Queen Anne.....	6,974 55	25	10	8	19	1,735	1,268	590	1,480
St. Mary.....	4,050 37	16	7	9	7	1,161	731	388	893
Somerset.....	6,046 54	21	9	14	7	1,354	901	411	1,085
Talbot.....	4,598 79	22	7 1-2	10	13	1,357	1,200	633	1,282
Washington.....	5,952 86	14	8 1-2	10	15	1,168	730	418	899
Wicomico.....	3,802 01	12	7 1-2	5	8	505	406	277	441
Worcester.....	3,065 44	14	7 1-2	11	6	989	592	420	921
Worcester.....	3,044 61	16	7 1-2	13	6	1,069	821	477	970
Totals.....	\$110,168 70	423	*8	220	210	25,117	19,031	10,251	22,029
Baltimore city.....	75,835 77	16	10	15	106	7,419	4,757	3,970	5,385
Totals.....	\$186,004 47	439	8.7	235	346	32,536	23,788	14,221	27,414

\*Average.

TABLE I.—COLORED SCHOOLS—RECEIPTS FROM ALL SOURCES FOR THE YEAR ENDING SEPTEMBER 30, 1888, AS PER STATEMENTS RENDERED BY THE TREASURERS OF THE SEVERAL SCHOOL BOARDS.

COUNTIES.	COUNTRIES.					Totals.
	State school tax.	County tax.	Books.	Loans.	Other sources.	
Allegany.....	\$671 88	\$648 74	\$63 41			\$1,684 03
Anne Arundel*.....	6,820 40					6,820 40
Baltimore.....	4,512 56	7,086 71	1,796 65			13,395 92
Calvert.....	3,369 12	81 63	5 76		\$73 45	3,465 26
Caroline.....	2,213 32		81 80	\$139 85	30 00	2,484 97
Carroll.....	1,167 52	1,292 20	212 20			2,672 10
Cecil.....	2,105 88	2,301 52	536 00			4,943 40
Charles.....	5,337 96		62 30		36 62	6,019 45
Dorchester.....	4,162 60	300 00	301 17	1,355 41	308 00	6,427 18
Frederick.....	3,488 28	1,650 11	415 48			5,553 87
Garret.....	80 60	50 03			9 36	139 99
Harford.....	3,269 40	110 00	840 58	2,664 91		7,004 89
Howard.....	2,256 28	604 13	247 49			3,104 90
Kent.....	3,438 16	473 00			100 70	4,288 33
Montgomery.....	1,388 48		67 35		42 45	1,543 31
Prince George.....	6,654 24					6,654 24
Queen Anne.....	3,617 58	200 00	289 97	416 63	198 35	5,144 70
St. Mary.....	1,582 76				536 40	2,119 16
Somerset.....	4,412 36	34 30			213 65	4,804 11
Talbot.....	3,568 48	500 00	256 65	298 24	388 35	5,052 86
Washington.....	1,901 01	4,100 97				6,001 98
Wicomico.....	2,601 52	90 42			401 50	3,093 44
Worcester.....	3,568 52				519 58	4,088 10
Totals.....	\$68,548 64	\$20,722 50	\$5,196 80	\$4,984 44	\$2,411 87	\$116,164 37
Baltimore city.....	19,408 48	56,307 29				75,835 77
Totals.....	\$98,017 12	\$77,089 79				\$192,000 34

\* Estimated.

TABLE K.—COLORED SCHOOLS.—STATEMENT SHOWING DETAILS FOR DISBURSEMENTS FOR PUBLIC SCHOOL PURPOSES AND THE TOTALS FOR THE YEAR ENDING SEPTEMBER 30, 1888.

COUNTIES.	Teachers' salaries.	Incidental expenses, including fuel and rent.	Books and stationery.	Building, repairing and furnishing school-houses.	Supervision and office expenses.	Miscellaneous.	Indebtedness paid.	Balance on hand September 30, 1888.	Totals.
Allegheny.....	\$1,442 10	\$198 18	.....	\$48 75	.....	.....	.....	\$1,684 03	
Anne Arundel*.....	5,342 05	619 20	.....	75 30	\$ 00 00	.....	.....	6,820 40	
Baltimore.....	10,945 18	1,257 05	1,310 54	453 15	.....	.....	.....	13,986 92	
Calvert.....	3,329 71	131 45	.....	7 10	.....	.....	.....	3,465 26	
Caroline.....	1,911 80	300 34	81 80	291 13	.....	.....	.....	2,673 10	
Carroll.....	2,321 50	371 16	.....	169 44	.....	.....	.....	4,943 40	
Cecil.....	4,054 51	455 77	312 31	150 78	.....	.....	.....	6,019 45	
Charles.....	5,115 13	247 33	.....	401 72	100 00	.....	.....	6,427 18	
Dorchester.....	3,342 90	381 93	331 83	37 31	460 00	\$13 00	\$1,920 21	5,553 87	
Frederick.....	4,416 94	612 22	407 00	117 71	.....	.....	.....	7,009 99	
Garratt.....	93 75	14 00	.....	.....	.....	.....	.....	32 34	
Harford.....	3,980 27	417 32	359 73	92 99	200 00	.....	1,954 03	7,004 89	
Howard.....	2,720 00	302 60	.....	63 30	.....	.....	.....	3,104 90	
Kent.....	3,068 06	408 95	.....	113 05	300 00	50 00	.....	4,288 33	
Montgomery.....	3,638 15	236 90	77 10	280 40	.....	.....	.....	4,433 31	
Prince George.....	5,945 90	562 94	158 01	389 30	.....	87 50	.....	7,288 68	
Queen Anne.....	3,164 30	180 85	50 00	962 62	100 00	.....	.....	5,190 53	
St. Mary.....	4,853 43	156 33	408 47	160 35	333 71	62 00	.....	6,906 54	
Somerset.....	4,304 01	129 33	.....	70 35	.....	5 00	.....	4,804 41	
Talbot.....	3,065 30	443 23	311 97	1,742 81	300 00	69 50	.....	5,862 80	
Washington.....	2,434 94	329 11	24 76	3,023 30	.....	.....	.....	5,802 01	
Wicomico.....	2,830 92	200 87	.....	61 05	.....	.....	.....	3,093 44	
Worcester.....	3,305 62	223 56	.....	17 38	.....	34 85	.....	4,088 10	
Totals.....	\$85,750 57	\$8,075 32	\$3,863 60	\$8,346 81	\$2,433 71	\$324 85	\$3,874 84	\$3,494 87	\$116,164 57
Baltimore city.....	64,949 20	5,376 47	3,520 50	2,889 51	.....	.....	.....	.....	75,825 77
Totals.....	\$149,799 77	\$13,451 79	7,384 19	\$11,236 32	.....	.....	.....	.....	\$192,000 34

\* Estimated.



TABLE M.—ACADEMIES AND SCHOOLS RECEIVING STATE DONATIONS.

ACADEMIES.	COUNTIES.	State donation.	No. of teachers.	No. of students.	Greek.	Latin.	French.	German.	Algebra.	Geometry.	Trigonometry.	Natural Philoso-phy.	Chemistry.	Physiology.	Botany.	Geology.	Logic.	Rhetoric.	English Literature.	Drawing.	Vocal music.	Instrumental mu- sic.	
Allegany County.....	Allegany.....	\$500 00	8	98	60			30	35	8				12									
Anne Arundel County.....	Anne Arundel.....	800 00	3	32	1				3	2		4											
North East Classical.....	Cecil.....	200 00	1	36	1																		
West Nottingham.....	Cecil.....	500 00	2	50	6	1	1	1	28	10	1	18	5	17					6				
Elkton.....	Cecil.....	500 00	1	19	4	6			9	10		9		10					19				
Cambridge Male.....	Dorchester.....	571 43	5	125	1	32	3	3	25	2	2	60		32					32				
Cambridge Female.....	Dorchester.....	500 00	4	46	1	6			7	8	7	7	2	6	10				3				
East New Market.....	Dorchester.....	228 57	1	33			2		10	1		13		13					7				
Vienna*.....	Dorchester.....																		7				
Maryland School for Deaf and Dumb.	Frederick.....	25,000 00	9	95																			
St. John's Literary Institute.....	Frederick.....	400 00	3	65	8				15										12				
Harford.....	Harford.....	500 00	2	22	5	11	2	9	19	13	5	17		20			2	10	10				
Harrington.....	Harford.....	400 00	3	112					11	5		7		30	5				10				
Millington.....	Kent.....	200 00	3	144					16	7		5		48					7				
Shrewsbury.....	Kent.....	500 00	3	120		15			14	3		6		40	6				7				
Brookville.....	Montgomery.....	600 00	2	24	0				7			3		4					9				
Rockville*.....	Montgomery.....																						
Upper Marlboro'.....	Prince George.....	800 00	2	48	4	14		7	16	3	1						1						
Centreville.....	Queen Anne.....	600 00	1	72	1	28		26	24	11	38			46					7				
Church Hill*.....	Queen Anne.....																						
St. Mary's Female Seminary.....	St. Mary.....	2,500 00	3	28			12		10	7	7	11	7	10	12	7	9	13	11				
Charlottesville.....	St. Mary.....	2,600 00	4	79	10	50	8	26	20	10	10	20	10	10	10	10	10	10	10				
Farmount.....	Somerset.....	400 00	4	131	13				20	6	3	3		45					5				
Washington.....	Somerset.....	600 00	2	61	1	31	2		31	9	2	7		12					19				
Easton.....	Talbot.....	800 00	4	158	16	73	40		75	21	4	17		57					21				
Salisbury.....	Wicomico.....	1,200 00	6	378	36				17	8	8	17		10					17				

\* No Report.

---

---

REPORT  
OF THE  
SCHOOL COMMISSIONERS  
OF  
THE COUNTIES.

---

---

## ALLEGANY COUNTY.

## SUMMARY OF SCHOOL STATISTICS.

For School Year ending June 30, 1888.

	1888.	1887.
Number of school-houses owned by the County, 84; rented, 5; total, 89.....	89	88
Number of rooms occupied when the attendance is largest.....		148
Number of male teachers—principals—(white, 35; colored, 2; total, 37).....	37	40
Number of female teachers—principals—(white, 49; colored, 2; total, 51).....	51	48
Number of female teachers—(assistants)—(white, 66; colored, 1; total, 67).....	67	
Total, (white, 150; colored, 5; total, 155).....	155	152
Number of fenced lots.....	29	28
Number of schools having out-buildings.....	80	75
Number of schools having sufficient blackboards....	85	78
Number of schools having good furniture.....	83	80
Number of terms schools were open—white, 3½; colored, 3½.....	3½	3
Number of different pupils for the year (white, 7,665; colored, 288; total, 7,953).....		7,923
Number of official school visits paid by Examiner....	181	166

## NUMBER OF PUPILS.

	Fall Term.	Winter Term.	Spring Term.	Summer Term.
On roll....	7,195	7,073	6,584	4,599
Average attendance,	5,332	5,079	4,610	3,420
			1888.	1887.
Number of pupils in 1st grade December 1st.....			1,356	1,279
“ 2d “.....			1,117	996
“ 3d “.....			1,218	1,358
“ 4th “.....			1,243	1,298
“ 5th “.....			1,170	1,131
“ 6th “.....			776	678
“ above 6th “.....			133	196
Number of pupils in book-keeping, 49; algebra, 163; philosophy, 18; drawing, 0; geometry, 101; physiology, 1,487; Latin 21.				













## ALLEGANY COUNTY-SCHOOL STATISTICS—Continued.

Attendance for the Year Ending June 30, 1888.

Number of school.	Election district.	NAME OF TEACHER.	Fall Term.		Winter Term.		Spring Term.		Summer Term.		Different pupils.
			On roll.	Average daily attendance.	On roll.	Average daily attendance.	On roll.	Average daily attendance.	On roll.	Average daily attendance.	
1 F		Laura F. Howard . . . . .									
1 G		Jennie B. Phillips . . . . .									
1 H		Minnie Eichhorn . . . . .									
2 10		John Walsh . . . . .	122	89	112	87	115	81	83	65	125
2 A		M. A. Berkenbaugh . . . . .									
2 B		Mollie Peel . . . . .									
3 10		John T. Walsh . . . . .	188	131	163	101	150	108	111	86	195
3 A		Katie J. Cavan . . . . .									
3 B		Maggie L. Martin . . . . .									
4 10		Maggie J. Walsh . . . . .	83	72	85	69	87	60	74	53	83
4 A		Mary Donahey . . . . .									
1 11		J. E. J. Buckley . . . . .	472	372	432	309	398	276	327	252	519
1 A		J. G. Macbeth . . . . .									
1 B		B. C. Wilderman . . . . .									
1 C		Venie Fuller . . . . .									
1 D		Effie Baker . . . . .									
1 E		Mollie Farrady . . . . .									
1 F		Annie McAllister . . . . .									
1 G		Laura Thrasher . . . . .									
1 H		Kate A. Porter . . . . .									
2 11		Katie Bath . . . . .	50	31	44	31	43	28	35	23	50
3 11		John W. Hunt . . . . .	100	73	87	66	85	65	45	35	100
3 A		Ida V. Kalbaugh . . . . .									
4 11		Aggie T. Davis . . . . .	59	40	52	33	51	32	31	21	63
5 11		W. B. Stevens . . . . .	118	87	116	84	116	82	88	64	142
1 A		M. A. Berkenbaugh . . . . .									
6 11		B. E. Carney . . . . .	73	56	70	45	65	48	55	44	78
1 12		J. G. Smith . . . . .	189	145	175	114	168	116	151	106	221
1 A		Emma McGettigan . . . . .									
1 B		Emma Everstine . . . . .									
2 12		Dora King . . . . .	103	73	102	68	97	64	58	54	110
1 A		M. J. Dando . . . . .									
3 12		Florence E. Crabtree . . . . .	43	27	36	27	34	26	24	19	40
4 12		Patrick Rourke . . . . .	112	88	110	83	111	87	85	70	122
1 A		Annie Kohl . . . . .									
5 12		Mollie McMichael . . . . .	37	25	38	25	33	24	23	18	39
6 12		A. W. Dewitt . . . . .	159	117	165	109	156	105	121	86	170
1 A		Essie Taylor . . . . .									
6 12		Ed. A. Browning . . . . .	132	107	130	87	124	98	124	55	132
1 A		Mary J. Thomas . . . . .									
1 13		Clayton Purnell . . . . .	239	153	220	146	189	122	176	116	239
1 A		S. F. Campbell . . . . .									
1 B		B. B. Shaffer . . . . .									
1 C		Mrs. Jennie Ryland . . . . .									
2 13		W. C. Hocking . . . . .	27	15	26	19	26	15	15	11	32

ALLEGANY COUNTY SCHOOL STATISTICS--Continued.

Expenses for the Fiscal Year Ending September 30, 1888.

Number of school. Election district.	Rent.	Fuel.	Repairs.	Other incidental ex- penses.	Furniture, black- boards, stoves.	Cost of books.	Teachers' salaries for the year.	Receipts from looks.
1 F							\$262 50	
1 G							245 00	
1 H							222 90	
2 10		\$10 10	\$16 38	\$23 30			413 45	\$53 95
2 A							135 00	
2 B							245 00	
3 10		17 50	11 75	18 96			420 00	96 05
3 A							251 37	
3 B							246 87	
4 10		2 97	30 40	2 99			365 80	49 35
4 A							240 54	
1 11	\$20 00	68 70	120 74	92 50	\$88 45		822 50	249 50
1 A							347 43	
1 B							262 50	
1 C							262 50	
1 D							262 50	
1 E							245 00	
1 F							262 50	
1 G							147 28	
1 H							302 75	
2 11		9 00	34 80	7 05			280 00	15 00
3 11		11 00	66 35	12 15	50		356 00	48 85
3 A							218 73	
4 11		10 90	72	4 42	106 12		280 00	13 85
5 11		11 75	118 40	9 46	65		382 00	165 20
1 A							225 00	
6 11		6 00	4 00	2 80			350 00	50 70
1 12		22 91	223 24	9 15			500 00	74 90
1 A							234 24	
1 B							239 94	
2 12		7 06		13 80	245 42		304 65	60 16
1 A							236 11	
3 12		2 82	34 65	4 55	1 00		271 69	26 00
4 12		8 50	6 81	40			389 10	55 05
1 A							262 50	
5 12		3 50	9 70	4 35	2 40		276 37	19 25
6 12		7 80	21 00	4 85	63 45		415 00	39 60
1 A							262 50	
6 12		5 40	17 76		75		402 35	22 90
1 A							245 00	
1 13		28 09	18 70	3 90	3 00		504 80	37 35
1 A							242 46	
1 B							192 84	
1 C							245 00	
2 13		9 00		2 80			233 37	90

ALLEGANY COUNTY SCHOOL STATISTICS--Continued.  
Attendance for the Year Ending June 30, 1888.

Number of school. Election district.	NAME OF TEACHER.	Fall Term.		Winter Term.		Spring Term.		Summer Term.		Different pupils.
		On roll.	Average daily attendance.	On roll.	Average daily attendance.	On roll.	Average daily attendance.	On roll.	Average daily attendance.	
3 13	Clement Reidler.....	60	39	50	42	48	33	29	22	65
4 13	M. E. Broderick.....	27	15	22	16	24	15	20	12	30
1 14	John F. Neff.....	52	33	55	41	49	26	.....	.....	62
2 14	Rebecca R. Sipes....	60	40	63	46	57	39	37	28	68
3 14	Chas. Jeffreys.....	35	29	35	30	33	27	19	15	37
4 14	J. Aug. Hendrickson.	22	16	25	20	26	18	.....	.....	27
1 15	William Gunning.....	237	188	218	161	205	155	177	136	248
1 A	Rosa Broderick.....	.....	.....	.....	.....	.....	.....	.....	.....	.....
1 B	Annie O. Phillips.....	.....	.....	.....	.....	.....	.....	.....	.....	.....
1 C	Belle Ireland.....	.....	.....	.....	.....	.....	.....	.....	.....	.....
2 15	John B. Lee.....	132	87	137	94	122	68	70	45	147
1 A	Katie Quinn.....	.....	.....	.....	.....	.....	.....	.....	.....	.....
3 15	Jennie Micklethwait.	20	16	28	12	23	10	.....	.....	28
4 15	Sadie Blaine.....	18	15	17	15	16	11	.....	.....	18
5 15	Ray Anthony.....	40	23	36	25	36	21	23	15	44
6 15	W. B. Jones.....	125	102	126	106	122	104	107	89	125
1 A	Emma Major.....	.....	.....	.....	.....	.....	.....	.....	.....	.....
		6947	5145	6831	4909	6353	4446	4425	3301	7665

ALLEGANY COUNTY--COLORED SCHOOL STATISTICS.  
Attendance for the Year Ending June 30, 1888.

Number of school. Election district.	NAME OF TEACHER.	Fall Term.		Winter Term.		Spring Term.		Summer Term.		Different pupils.
		On roll.	Average daily attendance.	On roll.	Average daily attendance.	On roll.	Average daily attendance.	On roll.	Average daily attendance.	
1 4	J. C. Johnson.....	126	86	127	88	114	84	110	73	140
1 A	Mary Sims.....	.....	.....	.....	.....	.....	.....	.....	.....	.....
2 4	D. J. Lyons.....	52	45	43	33	51	35	33	24	68
1 8	Alice V. Paton.....	20	15	23	15	22	15	.....	.....	24
1 11	Cora S. McBrown.....	50	41	49	34	44	30	31	22	56
		248	187	242	170	231	164	174	119	288



ALLEGANY COUNTY SCHOOL STATISTICS—Continued.  
Expenses for the Fiscal Year Ending September 30, 1888.

Number of school. Election district.	Rent.	Fuel.	Repairs.	Other incidental ex- penses.	Furniture, black- boards, stoves.	Cost of books.	Teachers' salaries for the year.	Receipts from books.
3 13	.....	5 65	1 40	4 25	.....	.....	315 00	28 10
4 13	.....	7 82	.....	5 10	.....	.....	254 45	19 10
1 14	.....	4 00	8 70	5 00	.....	.....	281 53	19 33
2 14	.....	4 00	16 60	4 10	1 00	.....	280 00	26 11
2 14	.....	7 00	.....	.....	.....	.....	277 17	38 00
4 14	.....	6 50	4 50	2 25	.....	.....	225 00	12 35
1 15	.....	30 50	50 50	28 73	12 00	.....	560 00	107 20
1 A	.....	.....	.....	.....	.....	.....	261 82	.....
1 B	.....	.....	.....	.....	.....	.....	245 00	.....
1 C	.....	.....	.....	.....	.....	.....	240 56	.....
2 15	.....	3 70	10 99	2 50	.....	.....	387 82	87 95
1 A	.....	.....	.....	.....	.....	.....	225 00	.....
3 15	15 00	5 00	.....	.....	.....	.....	173 75	.....
4 15	10 00	5 00	.....	.....	.....	.....	162 00	.....
5 15	2 25	.....	.....	4 23	.....	.....	251 24	5 15
6 15	.....	11 24	.....	4 50	276 18	.....	363 25	92 00
1 A	.....	.....	.....	.....	.....	.....	225 68	.....
	\$47 25	1,151 17	2,483 00	883 01	1,528 06	.....	43,243 61	3,761 70

ALLEGANY COUNTY—COLORED SCHOOL STATISTICS.  
Expenses for the Fiscal Year Ending September 30, 1888.

Number of school. Election district.	Rent.	Fuel.	Repairs.	Other incidental ex- penses.	Furniture, black- boards, stoves.	Cost of books.	Teachers' salaries for the year.	Receipts from books.
1 4	50 00	29 74	.....	29 65	13 75	.....	430 10	45 11
1 A	.....	.....	.....	.....	.....	.....	262 50	.....
2 4	.....	.....	10 00	22 60	.....	.....	262 50	6 00
1 8	15 00	6 53	.....	12 60	.....	.....	225 00	.....
1 11	.....	18 56	25 00	8 50	.....	.....	262 00	12 30
	65 00	54 83	35 00	73 35	13 75	.....	1,442 10	63 41

ALLEGANY COUNTY—*Statement of Receipts and Disbursements for Public School Purposes for Year Ending September 30, 1888.*

RECEIPTS.

Balance on hand, September 30, 1887 . . . . .	\$33 85
State school tax . . . . .	17,920 22
State free school fund . . . . .	1,762 20
State donations . . . . .	400 00
County school tax . . . . .	39,000 00
Amount of levy . . . . . 39,000 . . . . .	
Sales of books . . . . .	3,825 11
State appropriation to colored schools . . . . .	671 88
Sale Lena Furnace school house . . . . .	600 00
A. R. Lewis, insurance . . . . .	20 40
Sale Parkersburg school-house . . . . .	90 00
	<hr/>
	\$64,323 66

DISBURSEMENTS.

Teachers' salaries . . . . .	\$14,685 71
Fuel . . . . .	1,206 00
Incidental expenses of schools . . . . .	956 36
Rent . . . . .	112 25
Books and stationery . . . . .	4,003 25
Building school-houses . . . . .	3,353 45
Repairing school-houses . . . . .	2,518 00
Furniture, black-boards and stoves . . . . .	1,716 81
Interest . . . . .	144 33
Salary of Secretary, Treasurer and Examiner . . . . .	1,500 00
Per diem of School Commissioners . . . . .	300 00
Office expenses and account books . . . . .	368 17
Printing and advertising . . . . .	312 85
Paid to colored schools, \$1,684.03, included above	
Legal expenses . . . . .	100 00
Insurance . . . . .	476 05
Janitors . . . . .	303 75
Furniture on hand . . . . .	386 74
Black-boards on hand . . . . .	15 00
W. H. Close, work, Eilerslie school-house . . . . .	75 00
Balance cash on hand . . . . .	1,789 94
	<hr/>
	\$64,323 66.

ALLEGANY COUNTY COLORED SCHOOLS—*Receipts and Disbursements for the Year Ending September 30, 1888.*

RECEIPTS.

Amount received from State Treasurer . . . . .	\$671 88
“ “ County School Board . . . . .	948 74
Receipts from books . . . . .	63 41
	<hr/>
	\$1,684 03

DISBURSEMENTS.

Paid for teachers' salaries . . . . .	\$1,442 10
Incidental expenses . . . . .	73 35
Rent . . . . .	65 00
Fuel . . . . .	54 83
Repairs . . . . .	35 00
Furniture, black-boards and stoves . . . . .	13 75
	<hr/>
	\$1,684 03

ANNE ARUNDEL COUNTY.

SUMMARY OF SCHOOL STATISTICS.

For Year Ending June 30, 1888.

	1888.	1887.
Number of school-houses owned by the County, 76; rented, 16; total .....	92	91
Number of male teachers—principals—(white, 17; colored, 8;) total.....	25	
Number of female teachers—principals—(white, 46; colored, 21;) total.....	67	
Number of male teachers—assistants—(white 3; colored, 0;) total.....	3	
Number of female teachers—assistants—(white, 12; colored, 4;) total.....	16	
Total (white, 78; colored, 33; total, 111).....	111	
Number of schools having sufficient black-boards....	92	
Number of schools having good furniture.....	76	
Number of terms schools were open (white, 4; colored, 3).....	..	..
Different pupils for the year (males—white, 1,118; colored, 1,229; total, 2,347; females—white, 1,105; colored, 1,176; total, 2,281).....	4,628	
Number of pupils over 16 years of age (white, 30; colored, 86).....	..	..
Number of official visits paid by Examiner.....	8	

NUMBER OF PUPILS.

	Fall Term.	Winter Term.	Spring Term.	Summer Term.
On roll.....	3,392	4,049	3,825	2,024
Average attend..	1,922	2,223	2,006	1,152
				1888.
Number of pupils in 1st grade December 1st.....				1,061
“ 2d “ .....				682
“ 3d “ .....				589
“ 4th “ .....				579
“ 5th “ .....				366
“ 6th “ .....				193
“ above 6th “ .....				56
Number of pupils in book-keeping, 6; algebra, 56; philosophy, 80; drawing, 37; geometry, 15; physiology, 346; Latin, 11.				

SCHOOL HOUSES BUILT OR ENLARGED DURING THE YEAR—  
 District 5, School No. 8, brick, \$500; district 18, School No. 11, frame, \$200.

ANNE ARUNDEL COUNTY—SCHOOL STATISTICS.

Attendance for the Year Ending June 30, 1888.

Number of school.	Election district.	NAME OF TEACHER.	Fall Term.		Winter Term.		Spring Term.		Summer Term.		Different pupils.
			On roll.	Average daily attendance.	On roll.	Average daily attendance.	On roll.	Average daily attendance.	On roll.	Average daily attendance.	
1	1	Carrie R. Sanks.....	43	31	51	31	52	31	48	29	58
2	1	Mary P. Chew.....	33	24	38	25	34	24	36	33	43
3	1	Lilla H. Wayson.....	21	8	24	10	23	6	15	7	29
4	1	Alice S. O'Hara.....	30	16	28	14	.....	.....	.....	.....	.....
4	1	Lucy M. Sellman.....	.....	.....	.....	.....	28	9	23	14	34
5	1	Rich'd S. Worthington	16	9	20	9	21	10	19	9	21
6	1	Lucy S. Duckett.....	14	10	13	9	14	10	13	8	16
7	1	R. Bradley Jones.....	48	29	57	32	56	31	62	41	66
8	1	Alma C. Duvall.....	25	10	29	13	29	11	19	9	33
9	1	Emily C. Ditty.....	18	12	21	19	21	13	22	16	18
10	1	Charles W. Perveil...	25	10	27	10	22	11	28	13	27
11	1	Ella White.....	26	13	30	16	31	13	31	13	32
12	1	Maggie A. Boone.....	32	15	33	20	31	17	26	14	33
1	2	George W. Duvall....	24	10	26	9	28	8	29	13	33
2	2	Richard D. Sellman..	14	9	7	3	12	2	12	1	19
3	2	William F. Sevier.....	10	4	12	3	15	5	11	5	16
4	2	Emma Perveil.....	16	11	18	10	19	7	16	10	21
5	2	Amelia Linthicum....	22	12	29	13	.....	.....	.....	.....	.....
5	2	Carrie G. Williams ..	.....	.....	.....	.....	30	14	25	17	29
6	2	Ellen H. Whittington.	16	7	19	6	20	7	16	7	21
7	2	Robert F. Dodson.....	19	7	21	9	23	12	20	9	31
8	2	Maggie Clarke.....	31	19	26	15	29	13	31	17	40
9	2	Elizabeth Dorsey.....	54	32	56	36	55	41	48	33	54
1	3	Lottie R. Jacobs.....	29	16	30	15	32	16	22	11	34
2	3	Lena Foxwell.....	14	7	22	10	27	13	28	9	24
3	3	Daisy H. Robinson...	13	8	14	8	18	8	18	9	20
4	3	Mary W. McCauley...	47	35	53	36	53	38	47	23	53
5	3	Clara N. McKechney..	20	13	20	11	20	12	18	8	24
6	3	Kate M. Lehr.....	22	11	22	12	20	10	22	10	22
7	3	Bettie Revell.....	19	11	19	10	21	10	20	10	26
8	3	Cora Woolford.....	30	17	30	18	30	13	27	15	33
9	3	Annie H. Pettebone..	15	8	18	11	20	13	23	11	26
10	3	Wm. H. Davis.....	25	18	27	16	31	11	20	11	31
11	3	Wm. H. Bourke.....	15	8	15	8	15	6	13	8	21
12	3	Annie S. Dodson.....	25	11	31	17	29	17	27	10	33
13	3	Sallie R. Carter.....	6	4	8	4	8	4	4	1	8
1	4	Nettie B. White.....	37	13	47	23	61	32	46	17	64
2	4	Kate S. Laynor.....	43	30	45	30	40	25	39	21	46
3	4	M. Ida Duvall.....	18	7	26	13	25	16	21	9	26
4	4	John E. Clokey.....	39	16	46	21	.....	.....	.....	.....	.....
4	4	J. Harry Waters.....	.....	.....	.....	.....	39	19	.....	.....	.....
4	4	Bessie Higgins.....	.....	.....	.....	.....	.....	.....	30	10	54
5	4	Bianca Glascock.....	38	18	49	21	36	10	27	10	54
6	4	Susie M. Smith.....	19	11	25	13	26	17	25	15	35
7	4	F. Ella Glascock....	23	12	20	9	15	7	12	4	23

ANNE ARUNDEL COUNTY—SCHOOL STATISTICS.

Expenses for the Fiscal Year Ending September 30, 1888.

Number of school. Election district.	Rent.	Fuel.	Repairs.	Other incidental ex- penses.	Furniture, black- boards, stoves.	Cost of books.	Teachers' salaries for the year.	Receipts from books.
1 1		\$23 05	\$0 85	\$1 59	\$1 75		\$261 50	
2 1		37 20				\$1 70	260 00	
3 1				60			262 50	
4 1		42 25	25 58				87 50	
4 1							165 57	
5 1			1 50	6 20			256 25	
6 1		33 35	31 00	1 25			262 50	
7 1				1 00		23	253 02	
8 1		19 30					237 50	
9 1		18 75	1 00	1 00			287 50	
10 1		11 70		8 08		2 70	262 50	
11 1	\$37 50	7 50		18 08			262 50	
12 1	6 25	21 00		1 03			250 01	
1 2		6 75	25 00	12 95		2 25	232 35	
2 2		25					241 20	
3 2		7 00	11 00				261 80	
4 2		10 00		30		2 30	262 50	
5 2		38		80		3 25	80 60	
5 2							157 90	
6 2		9 00		3 35		1 58	252 00	
7 2		1 00		30		10 20	249 00	
8 2	25 00		6 90	7 78		9 48	274 05	
9 2		3 50		14 50	3 50		250 00	
1 3		15 00		5 00		1 60	262 50	
2 3		29 75	25 83	4 00		25	262 50	
3 3		18 00		5 75		1 45	262 50	
4 3		2 00	225 43	63		25	262 50	
5 3		17 87		2 00			262 50	
6 3			24 45	1 35		1 05	262 50	
7 3		75	21 00	13 60		65	261 30	
8 3		6 62		13 00			262 40	
9 3		18 00		5 65			437 50	
10 3		24 00		5 25			234 05	
11 3		2 62				10	239 78	
12 3				75		1 40	259 60	
13 3		50	20	7 05			245 65	
1 4		7 50		8 55			265 00	
2 4	80 00	8 25		3 90		5 25	254 00	
3 4		3 50	46 00	6 57		83	262 50	
4 4		12 25		3 15		1 26	84 45	
4 4							87 50	
4 4							87 50	
5 4				10 25			262 50	
6 4		10 63		85		4 10	256 95	
7 4		1 00		11 00			262 50	

ANNE ARUNDEL COUNTY SCHOOL STATISTICS—Continued.  
 Attendance for the Year Ending June 30, 1888.

Number of school. Election district.	NAME OF TEACHER.	Fall Term.		Winter Term.		Spring Term.		Summer Term.		Different pupils.
		On roll.	Average daily attendance.	On roll.	Average daily attendance.	On roll.	Average daily attendance.	On roll.	Average daily attendance.	
8 4	Susie M. Anderson ...	34	22	34	25	41	23	35	20	49
9 4	Annie E. Robinson...	41	21	45	27	40	21	35	22	50
1 5	Ella M. Merritt.....	25	20	29	20	26	16	19	15	30
2 5	Emma Bateman.....	30	17	34	19	32	14	24	10	37
3 5	F. Gladys Higgins....	45	26	42	23	43	19	38	14	48
4 5	Jennie Pumphrey....	19	14	19	14	21	13	19	8	23
5 5	Lee D. Barnes.....	124	82	123	89	116	77	101	62	143
5 5	Robert M. Farring....									
5 5	Maggie C. Baldwin....									
6 5	Fannie Sheckells....	14	8	15	8	15	6	14	6	18
7 5	Julia A. Burford.....	31	20	27	16	24	15	22	16	34
8 5	H. W. Streckler.....									
1 6	John G. Ray.....	177	139	186	135	167	122	158	124	213
1 6	J. D. Rayfield.....									
1 6	J. B. League.....									
1 6	C. A. Medley.....									
1 6	E. Pindell.....									
1 6	E. M. Carter.....									
1 6	E. M. S. Hyde.....									
1 6	A. E. Tate.....									
1 6	Mamie Naughton(sub)									
2 6	Emma Abbott.....	208	153	197	131	184	118	188	140	238
2 6	R. G. Camden.....									
2 6	M. Redmond.....									
2 6	E. W. Pindell.....									
2 6	A. S. Brady.....									
2 6	J. Riordan.....									
1 8	H. Chase Allen.....	49	31	64	36	59	33	60	35	67
2 8	Daisey Carr.....	37	15	38	16	35	15	42	27	63
3 8	Wm. Harrison.....	18	11	24	11	18	6	19	8	30
4 8	Virginia E. Starlings.	31	11	34	12	39	14	42	16	43
5 8	Joseph Wood.....	53	32	58	33	56	27	53	28	68
5 8	Agnes Sasscer.....									
6 8	Bessie Weems.....	18	5	25	7	19	16	18	4	27
7 8	Belle B. Brashears...	25	13	24	9	20	5	23	13	27
8 8	S. W. Moore.....	22	16	24	16	22	13	24	17	38
9 8	Horace Tell.....	20	9	18	6	24	9	25	12	26
10 8	J. E. W. Taneyhill....	15	9	25	13	27	13	26	15	29
		2070	1246	2237	1264	2187	1187	2024	1152	2632

ANNE ARUNDEL COUNTY SCHOOL STATISTICS—Continued.  
Expenses for the Fiscal Year Ending September 30, 1888.

Number of school. Election district.	Rent.	Fuel.	Repairs.	Other incidental ex- penses.	Furniture, black- boards, stoves.	Cost of books.	Teachers' salaries for the year.	Receipts from books.
8 4	.....	\$9 07	\$5 02	\$0 15	.....	\$2 15	\$260 50	.....
9 4	\$45 00	2 50	.....	15 00	.....	.....	262 50	.....
1 5	.....	15 75	.....	1 00	.....	.....	262 50	.....
2 5	.....	9 00	1 00	.....	.....	85	262 50	.....
3 5	.....	.....	26 40	1 69	.....	.....	262 50	.....
4 5	5 00	14 50	.....	21 13	\$6 00	1 95	247 50	.....
5 5	22 50	.....	592 00	27 75	.....	.....	337 50	.....
5 5	.....	.....	.....	.....	.....	.....	262 50	.....
5 5	.....	15 00	.....	5 90	.....	.....	262 50	.....
7 5	45 00	13 38	.....	1 05	1 00	80	262 50	.....
8 5	.....	.....	.....	.....	32 65	.....	.....	.....
1 6	15 50	142 25	13 00	198 25	.....	.....	410 05	.....
1 6	.....	.....	.....	.....	.....	.....	275 00	.....
1 6	.....	.....	.....	.....	.....	.....	300 00	.....
1 6	.....	.....	.....	.....	.....	.....	275 00	.....
1 6	.....	.....	.....	.....	.....	.....	300 00	.....
1 6	.....	.....	.....	.....	.....	.....	275 00	.....
1 6	.....	.....	.....	.....	.....	.....	275 00	.....
1 6	.....	.....	.....	.....	.....	.....	250 00	.....
1 6	.....	.....	.....	.....	.....	.....	10 00	.....
2 6	.....	.....	.....	.....	.....	.....	353 88	.....
2 6	.....	.....	.....	.....	.....	.....	225 00	.....
2 6	.....	.....	.....	.....	.....	.....	225 00	.....
2 6	.....	.....	.....	.....	.....	.....	250 00	.....
2 6	.....	.....	.....	.....	.....	.....	267 67	.....
2 6	.....	.....	.....	.....	.....	.....	275 00	.....
1 8	.....	32 10	.....	5 50	.....	.....	262 50	.....
2 8	.....	2 00	.....	1 45	.....	.....	262 50	.....
3 8	.....	3 00	.....	25	.....	.....	262 50	.....
4 8	.....	6 60	.....	1 18	.....	3 05	252 00	.....
5 8	.....	5 00	4 00	5 25	.....	.....	337 50	.....
5 8	.....	.....	.....	.....	.....	.....	262 50	.....
6 8	.....	.....	.....	.....	.....	.....	262 50	.....
7 8	.....	.....	.....	.....	.....	.....	267 00	.....
8 8	.....	.....	.....	10 43	.....	55	262 50	.....
9 8	22 50	16 00	.....	.....	.....	.....	292 50	.....
10 8	.....	1 50	.....	3 00	2 25	1 00	257 30	.....
	304 25	717 87	1,087 16	478 09	47 15	62 23	20,601 83	.....

## ANNE ARUNDEL COUNTY-COLORED SCHOOL STATISTICS.

Attendance for the Year Ending June 30, 1888.

Number of school.	Election district.	NAME OF TEACHER.	Fall Term.		Winter Term.		Spring Term.		Summer Term.		Different pupils.
			On roll.	Average daily attendance.	On roll.	Average daily attendance.	On roll.	Average daily attendance.	On roll.	Average daily attendance.	
1	1	Sophia Sorrell.....	70	26	90	39	72	22	.....	.....	87
1	1	E. D. Tongue.....	.....	.....	.....	.....	.....	.....	.....	.....	.....
2	1	W. L. Watkins.....	24	15	29	18	25	14	.....	.....	32
3	1	Rachael D. Neale....	26	16	39	17	39	16	.....	.....	39
4	1	Mary J. Davis.....	47	27	107	51	110	66	.....	.....	110
5	1	Richard A. Neale....	35	21	55	42	41	38	.....	.....	55
6	1	Estelle Wheatley....	79	48	99	52	95	42	.....	.....	99
1	2	Thomas A. Thompson	52	28	59	39	48	32	.....	.....	64
2	2	Amelia Palmer.....	17	8	30	17	35	22	.....	.....	35
3	2	Sarah D. Webb.....	39	21	52	53	52	36	.....	.....	52
4	2	James W. Robinson..	34	11	57	25	55	22	.....	.....	65
1	3	Emma M. Smith.....	12	12	.....	.....	.....	.....	.....	.....	.....
1	3	V. A. Mudd.....	.....	.....	54	28	53	26	.....	.....	54
2	3	Levin Conquest.....	46	17	53	23	36	14	.....	.....	55
3	3	Abel Cromwell.....	34	14	30	15	27	14	.....	.....	49
4	3	Ida E. Wheatley.....	42	26	57	34	50	36	.....	.....	57
5	3	Cora Palmer.....	24	7	29	9	46	26	.....	.....	46
6	3	Mary J. Hunt.....	46	23	56	30	47	16	.....	.....	69
7	3	Mary E. Petherbridge	35	22	59	36	60	30	.....	.....	60
1	4	Alice E. Hall.....	22	12	35	19	37	27	.....	.....	41
2	4	Annie P. Reid.....	28	11	35	17	26	12	.....	.....	38
3	4	Ida S. Harris.....	22	9	46	18	.....	.....	.....	.....	46
1	5	Agnes Adams.....	72	27	95	54	71	24	.....	.....	95
2	5	Mamie L. Huston....	91	36	123	55	95	41	.....	.....	123
1	6	Mary E. Watkins....	103	52	104	63	112	59	.....	.....	145
1	6	Lizzie V. Holliday..	.....	.....	.....	.....	.....	.....	.....	.....	.....
2	6	Sister M. Dionysia..	173	123	195	110	198	99	.....	.....	200
2	6	Sister Mary.....	.....	.....	.....	.....	.....	.....	.....	.....	.....
2	6	Sister Fidelis.....	.....	.....	.....	.....	.....	.....	.....	.....	.....
3	6	Hattie V. Holliday..	.....	13	.....	11	.....	11	.....	.....	29
1	8	Helen A. Chew.....	53	17	80	28	64	32	.....	.....	95
2	8	Maria L. Garrett....	30	10	46	16	46	15	.....	.....	51
3	8	Jer. M. Jessups....	21	8	34	13	35	11	.....	.....	38
4	8	Aaron B. Wesley.....	45	16	64	27	63	16	.....	.....	67
			1322	676	1812	959	1638	819	.....	.....	1996



ANNE ARUNDEL COUNTY-COLORED SCHOOL STATISTICS.

Expenses for the Fiscal Year ending September 30, 1888.

Number of school.	Election district.	Rent.	Fuel.	Repairs.	Other incidental expenses.	Furniture, blackboards, stoves.	Cost of books.	Teachers' salaries for the year.	Receipts from books.
1	1				\$1 00			\$147 90	
1	1		\$7 50					120 00	
2	1				65			115 15	
3	1				8 90			120 00	
4	1							120 00	
5	1	\$15 00	8 75		14 41			95 00	
6	1		8 50					114 60	
1	2		12 50		6 96			115 98	
2	2	50 00	11 00					100 00	
3	2	6 25						157 25	
4	2		1 50					121 25	
1	3								
1	3				19			117 20	
2	3	5 00	1 80					120 00	
3	3	12 50	13 31		16 00			120 00	
4	3				1 65			94 25	
5	3			\$9 50				142 38	
6	3							114 30	
7	3		75	38 58	2 25			117 78	
1	4	20 75	20 00	10 00	55	16 37		120 00	
2	4		6 50			25		120 00	
3	4	15 00	1 00					48 50	
1	5		15 45		3 50			120 00	
2	5							120 00	
1	6		19 75		22 70			125 00	
1	6							120 00	
2	6		7 00		12 05			150 00	
2	6							150 00	
2	6							150 00	
3	6	60 00	7 85		11 10			150 00	
1	8		20 50	1 60				120 00	
2	8							120 00	
3	8							120 00	
4	8				25			120 00	
		184 50	163 66	59 68	97 16	16 62		4,006 54	

ANNE ARUNDEL COUNTY—*Statement of Receipts and Disbursements for Public School Purposes, from February 1 to September 30, 1888.*

RECEIPTS.

Balance February 17, 1888.....	\$2,302 13
State school tax, white schools.....	6,718 88
State free-school fund.....	1,801 79
State donations, academic fund.....	1,200 00
County school tax—20 cents on the \$100 .....	14,939 56
Amount of levy of 1887.....	\$21,615.47
Sale of books.....	6 35
State appropriation to colored schools.....	3,410 20
Clerk of the circuit court for Anne Arundel County, from tong licenses for schools .....	51 30
To balance.....	1,976 14
	<hr/>
	\$32,406 35

DISBURSEMENTS.

Teachers' salaries.....	\$20,601 83
Fuel .....	717 87
Incidental expenses of schools.....	478 09
Rent.....	304 25
Books and stationery.....	531 87
Building school-houses .....	700 00
Repairing school-houses .....	1,087 16
Furniture, black-boards and stoves .....	47 15
High-schools or academies.....	1,200 00
Salary of Secretary, Treasurer and Examiner... ..	900 00
Per diem of School Commissioners .....	293 00
Office expenses and account books.....	456 20
Printing and advertising .....	60 00
Paid to colored schools .....	4,753 16
Paid attorney fees on suits brought by School Commissioners.....	216 97
Insurance on white and colored schools .....	58 80
	<hr/>
	\$32,406 35

*Estimated Receipts and Disbursements for Public School Purposes for the year Ending September 30, 1888.*

RECEIPTS.

State school tax.....	\$13,124 38
State free-school fund.....	1,801 79
State donations.....	1,200 00
County school tax—20 cents on the \$100 (est'd).....	22,387 80
Books (estimated).....	828 00
State appropriation to colored schools.....	6,820 40
Tonging licenses.....	51 30
	<hr/>
	\$46,213 67

DISBURSEMENTS.

Balance due to Treasurer, September 30, 1887...	\$2,823 42	
Teachers' salaries (est'd).....	27,669 11	
Fuel (est'd).....	1,307 16	
Incidental expenses (est'd).....	1,279 93	
Rent (est'd).....	405 67	
Books and stationery.....	709 16	
Building school houses.....	700 00	
Repairing school-houses (est'd).....	1,449 55	
Furniture, black-boards and stoves.....	47 15	
High schools and academies.....	1,200 00	
Salary of Secretary, Treasurer and Exam'r (est.)	1,200 00	
Per diem of Commissioners.....	293 00	
Office expenses and account books.....	456 20	
Printing and advertising.....	60 00	
Paid to colored schools (est'd).....	6,337 55	
Attorneys' fees.....	216 97	
Insurance.....	58 80	
		\$46,213 67

ANNE ARUNDEL COUNTY—COLORED SCHOOLS—*Receipts and Disbursements from February 1 to September 30, 1888.*

RECEIPTS.

Amount received from State Treasurer.....	\$3,410 20
To balance.....	1,342 96
	\$4,753 16

DISBURSEMENTS.

Paid for teachers' salaries.....	\$4,006 54
Incidental expenses.....	97 16
Rent.....	184 50
Fuel.....	163 66
Repairs.....	59 68
Furniture.....	16 62
Examiner.....	225 00
	\$4,753 16

*Estimated Receipts and Disbursements for the Year Ending September 30, 1888.*

RECEIPTS.

Amount received from State Treasurer.....	\$6,820 40
---	------------

DISBURSEMENTS.

Paid for teachers' salaries.....	\$5,342 05
Incidental expenses.....	172 51
Rent.....	184 50
Fuel.....	262 19
Repairs.....	59 68
Furniture.....	16 62
	300 00
Balance cash on hand.....	482 85
	\$6,820 40

## BALTIMORE COUNTY.

## SUMMARY OF SCHOOL STATISTICS.

For School Year ending September 30, 1888.

	1888.	1887.
Number of school-houses owned by the County, 128; rented, 42; total .....	170	166
(Frame, 92; brick, 45; log, 3; stone 30.)		
Number of rooms occupied when the attendance is largest.....		282
Number of male teachers—principals—(white, 81; colored, 14; total, 95).....	95	104
Number of female teachers—principals—(white, 75; colored, 22; total, 97).....	97	76
Number of male teachers—assistants—(white, 4; total, 4).....	4	4
Number of female teachers—assistants—(white, 152; colored, 5; total, 157).....	157	120
Total, (white, 312; colored, 41; total, 353).....	353	304
Number of fenced lots.....	88	88
Number of schools having out-buildings.....	170	166
Number of schools having sufficient blackboards.....	170	166
Number of schools having good furniture.....	170	166
Number of terms schools were open—white, 4; colored, 4.....	4	4
Number of different pupils for the year (males—white, 7,771; colored, 844; total, 8,615; females—white, 6,232; colored, 788; total, 7,020).....	15,635	14,703
Number of pupils in average attendance (white, 7,734, colored, 723; total, 8,457).....	8,457	8,182
Enrolment (white, 10,675; colored, 1,126; total, 11,801).....	11,801	11,237
Number of official school visits paid by Examiner....	82	100

## NUMBER OF PUPILS.

	Fall Term.	Winter Term.	Spring Term.	Summer Term.		
On roll.....	11,428	12,630	11,990	11,160		
Average attendance,	8,536	9,113	8,303	7,878		
					1888.	1887.
Number of pupils in 1st grade December 1st.....					2,980	2,701
“ 2d “ .....					1,759	1,637
“ 3d “ .....					2,256	1,973
“ 4th “ .....					2,215	2,291
“ 5th “ .....					2,052	1,917
“ 6th “ .....					1,042	803
“ above 6th “ .....					326	341
Ungraded.....					113	
Number of pupils in book-keeping, 326; algebra, 1,368; philosophy, 326; drawing, 0; geometry, 326; physiology, 3,094; Latin 0.						



BALTIMORE COUNTY SCHOOL STATISTICS.  
Attendance for the Year Ending June 30, 1888.

Number of school.	Election district.	NAME OF TEACHER.	Fall Term.		Winter Term.		Spring Term.		Summer Term.		Different pupils.
			On roll.	Average daily attendance.	On roll.	Average daily attendance.	On roll.	Average daily attendance.	On roll.	Average daily attendance.	
2	1	E. G. Comegys .....	183	136	179	143	183	113	156	98	204
2	1	Kate Worthington .....									
2	1	Sallie Feast .....									
2	1	Mary E. Platt .....									
2	1	Sallie Jones .....									
3	1	Georgia Scott .....	81	65	74	57	72	53	75	52	86
3	1	Mary V. Kavanaugh .....									
4	1	Win. H. Upman .....	31	23	34	26	37	23	33	19	44
5	1	Margie Jean .....	27	19	39	25	40	26	36	21	53
6	1	Sallie N. Collins .....	66	52							
6	1	C. H. Spurrier .....			70	52	77	52	76	54	94
6	1	Marcell McGuinnis .....									
7	1	Clara V. Timanus .....	46	30							
7	1	Maud Davis .....			46	36	38	28	31	26	54
8	1	Dudley P. Barnette .....	223	179	246	177	250	233	239	173	286
8	1	Jennie E. Scott .....									
8	1	Pauline Reuter .....									
8	1	Sarah Custis .....									
8	1	Clara Custis .....									
9	1	Mary K. Holden .....	69	49	62	41	57	34	64	43	83
9	1	M. A. V. Reynolds .....									
10	1	Rozel Berryman .....	293	239	276	208	272	186	279	193	339
10	1	Annie Cullington .....									
10	1	Susie Macy .....									
10	1	Emma Thurley .....									
10	1	Rhoda Steinaecker .....									
10	1	Minnie Stiefel .....									
11	1	Eva J. Clarke .....	20	15	20	13	22	17	20	14	22
12	1	Karl Koester .....	71	52	72	54	78	54	82	58	93
12	1	Olivia Harrison .....									
13	1	F. Otho Lang .....	323	301	323	275	308	248	289	248	348
13	1	Jennie R. Price .....									
13	1	Lydia McGee .....									
13	1	Helen Rusk .....									
13	1	August Herring .....									
13	1	Fred'k Schroeck .....									
13	1	Bettie V. Hall .....									
13	1	Kate Worthington .....									
1	2	Jas. B. Heisse .....	49	32	92	52	88	54	48	26	105
1	2	Tessa Kaib .....									
2	2	Anna Leib .....	22	18	33	23	24	16	22	16	40
3	2	Lida M. Browne .....	83	62	79	55	72	50	79	53	96
3	2	Emma J. Doughty .....									
4	2	Minnie F. Troxell .....	19	15	21	19	21	17	23	19	27
5	2	Robert B. Chapman .....	75	64	118	101	110	97	80	67	131

BALTIMORE COUNTY SCHOOL STATISTICS—Continued.

Expenses for the Fiscal Year Ending September 30, 1888.

Number of school. Election district.	Rent.	Fuel.	Repairs.	Other incidental ex- penses.	Furniture, black- boards, stoves.	Cost of books.	Teachers' salaries for the year.	Receipts from books.
2 1		\$133 00	\$6 50	\$77 09		\$184 23	\$2,067 00	\$269 75
2 1								
2 1								
2 1								
2 1								
3 1		75 90	10 72	30 00		67 29	1,040 00	145 50
3 1								
4 1	\$20 00	33 26	3 00	17 69		81 83	475 00	60 75
5 1		28 50	45 50	15 55		95 98	448 12	66 75
6 1		26 82	22 93	14 92	\$13 50	97 19	880 00	104 75
6 1								
6 1								
7 1								
7 1		33 50		13 29		52 75	500 00	64 50
8 1	98 12	159 00	103 21	70 48	565 29	272 74	2,581 54	149 25
8 1								
8 1								
8 1								
9 1		39 00	1 25	3 35	2 25	46 35	922 16	100 50
9 1								
10 1	210 00	96 95	73 26	157 93	126 80	334 49	3,168 38	394 60
10 1								
10 1								
10 1								
10 1								
11 1				9 65		24 88	395 62	23 75
12 1	100 00	49 50		51 48	35 25	162 91	960 00	84 00
12 1								
13 1	300 00	125 90	21 55	59 15	3 00	120 04	3,122 81	669 00
13 1								
13 1								
13 1								
13 1								
13 1								
13 1								
1 2	22 50	31 00	16 50	11 50	56 80	188 11	702 82	143 62
1 2								
2 2		35 93	1 94	12 40		48 23	345 00	63 00
3 2		44 25	1 85	11 00		94 76	1,030 00	141 75
3 2								
4 2		46 65	12 00	6 75		47 90	397 90	51 75
5 2	175 00	79 05	5 00	25 61	16 50	146 05	1,233 65	243 70

## BALTIMORE COUNTY SCHOOL STATISTICS—Continued.

Attendance for the Year Ending June 30, 1888.

Number of school. Election district.	NAME OF TEACHER.	Fall Term.		Winter Term.		Spring Term.		Summer Term.		Different pupils.
		On roll.	Average daily attendance.	On roll.	Average daily attendance.	On roll.	Average daily attendance.	On roll.	Average daily attendance.	
5 2	Annie E. Core .....	.....	.....	.....	.....	.....	.....	.....	.....	.....
5 2	Alice L. Stinchcomb .....	.....	.....	.....	.....	.....	.....	.....	.....	.....
6 2	John M. Quinn .....	20	14	.....	.....	.....	.....	.....	.....	.....
6 2	John R. Tucker .....	.....	.....	48	27	41	25	20	13	58
7 2	Minnie Davis .....	70	53	86	61	81	59	84	60	104
7 2	Nettie L. Davis .....	.....	.....	.....	.....	.....	.....	.....	.....	.....
8 2	Mollie E. Moores .....	34	27	44	33	40	29	35	24	48
9 2	Alice D. O'Dell .....	25	22	28	23	28	22	23	18	32
10 2	Lulu M. Weedon .....	41	36	48	37	43	33	40	30	58
1 3	South Williams .....	53	39	55	38	48	31	54	37	76
2 3	Laura Skinner .....	88	65	89	68	90	68	79	62	103
2 3	Laura Phillips .....	.....	.....	.....	.....	.....	.....	.....	.....	.....
3 3	John H. Stansbury .....	93	60	96	61	85	45	75	45	122
3 3	Alice Chick .....	.....	.....	.....	.....	.....	.....	.....	.....	.....
3 3	Ella Hack .....	.....	.....	.....	.....	.....	.....	.....	.....	.....
3 3	Alice Browne .....	.....	.....	.....	.....	.....	.....	.....	.....	.....
4 3	E. G. Gover .....	289	202	293	206	291	187	285	188	346
4 3	Ida P. Barton .....	.....	.....	.....	.....	.....	.....	.....	.....	.....
4 3	Olive C. Macy .....	.....	.....	.....	.....	.....	.....	.....	.....	.....
4 3	Belle C. Bankhead .....	.....	.....	.....	.....	.....	.....	.....	.....	.....
4 3	Della W. Haile .....	.....	.....	.....	.....	.....	.....	.....	.....	.....
4 3	Cora L. McGuinnis .....	.....	.....	.....	.....	.....	.....	.....	.....	.....
5 3	R. C. McGinn .....	338	226	321	256	332	240	300	237	388
5 3	Rachel E. Prill .....	.....	.....	.....	.....	.....	.....	.....	.....	.....
..	Sylva Hungerford .....	.....	.....	.....	.....	.....	.....	.....	.....	.....
..	Viola McCrear .....	.....	.....	.....	.....	.....	.....	.....	.....	.....
..	Adelaide Dougherty .....	.....	.....	.....	.....	.....	.....	.....	.....	.....
..	Ella Thorpe .....	.....	.....	.....	.....	.....	.....	.....	.....	.....
..	Alice Jean .....	.....	.....	.....	.....	.....	.....	.....	.....	.....
..	Marian G. Price .....	.....	.....	.....	.....	.....	.....	.....	.....	.....
6 3	C. W. Price .....	44	35	58	41	43	29	40	28	71
7 3	Jennie S. Hipsley .....	28	17	30	28	30	20	.....	.....	.....
7 3	Fannie H. Davis .....	.....	.....	.....	.....	.....	.....	39	26	47
8 3	George Harrison .....	84	69	110	89	114	83	74	54	128
8 3	Marian Price .....	.....	.....	.....	.....	.....	.....	.....	.....	.....
8 3	Ella H. Thorpe .....	.....	.....	.....	.....	.....	.....	.....	.....	.....
8 3	Daisy G. Dunn .....	.....	.....	.....	.....	.....	.....	.....	.....	.....
9 3	Thos. G. Stringer .....	193	130	204	193	215	141	211	143	253
9 3	Ella Stansbury .....	.....	.....	.....	.....	.....	.....	.....	.....	.....
9 3	Bessie Riach .....	.....	.....	.....	.....	.....	.....	.....	.....	.....
9 3	Marian Gibbs .....	.....	.....	.....	.....	.....	.....	.....	.....	.....
1 4	F. D. Ensor .....	48	35	48	38	43	29	50	41	74
2 4	George Prechtel .....	21	14	.....	.....	.....	.....	.....	.....	.....
2 4	Jas. Trainor .....	.....	.....	25	17	25	15	16	12	33
3 4	Edith Mercier .....	25	23	29	25	24	20	20	15	32



BALTIMORE COUNTY SCHOOL STATISTICS--Continued.

Expenses for the Fiscal Year Ending September 30, 1888.

Number of school. Election district.	Rent.	Fuel.	Repairs.	Other incidental ex penses.	Furniture, black boards, stoves.	Cost of books.	Teachers' salaries for the year.	Receipts from books.
5 2								
5 2								
5 2								
6 2								
6 2								
6 2		\$41 25	\$6 50	\$16 50	\$58 49	\$95 57	\$433 18	\$31 50
7 2	\$60 00	102 00	32 25	39 57	128 25	98 46	1,040 00	20 25
7 2								
8 2		17 00		5 11		44 18	500 00	103 50
9 2		35 40	1 00	16 02		61 52	395 75	59 25
10 2		48 13		12 34		36 93	500 00	127 95
1 3		30 95	2 25	19 25		67 03	550 00	96 75
2 3		52 70	15 56	55 79		65 37	920 00	206 25
2 3								
2 3		78 25		23 85	159 37	167 91	1,000 83	178 50
2 3								
2 3								
2 3								
2 3								
3 3		108 75	271 99	95 88		278 52	3,080 00	232 62
3 3								
3 3								
3 3								
3 3								
3 3								
4 3								
4 3								
4 3								
4 3								
4 3								
5 3	11 25	122 70	183 71	224 50	202 90	308 77	3,660 00	244 50
5 3								
5 3								
5 3								
5 3								
5 3								
6 3		25 50	6 75	10 75	3 25	83 36	525 00	77 25
7 3		29 25	4 00	19 01		49 70	375 83	63 00
7 3								
8 3		107 35	31 00	82 57	39 75	189 67	1,256 00	249 00
8 3								
8 3								
8 3								
9 3	25 00	104 00	40 03	71 50	573 21	322 11	1,989 04	90 75
9 3								
9 3								
9 3								
1 4		36 50		8 75		84 72	550 00	60 75
2 4								
2 4		18 97	25	11 50	14 50	76 29	400 00	45 00
3 4		53 21	55 00	10 31		40 18	450 00	60 00

## BALTIMORE COUNTY SCHOOL STATISTICS—Continued.

Attendance for the Year Ending June 30, 1888.

Number of school. Election district.	NAME OF TEACHER.	Fall Term.		Winter Term.		Spring Term.		Summer Term.		Different pupils.
		On roll.	Average daily attendance.	On roll.	Average daily attendance.	On roll.	Average daily attendance.	On roll.	Average daily attendance.	
4 4	E. C. Chenoweth.....	36	23	43	30	49	25	33	23	53
5 4	G. C. Ebaugh.....	203	156	205	135	194	138	182	141	263
5 4	Ida E. Browne.....									
5 4	Lizzie Schofield.....									
5 4	Helen Thomas.....									
6 4	Lottie R. Chapman...	19	11	17	12	13	9	12	7	28
7 4	Celia E. Gorsuch.....	50	42	50	40	48	38	41	30	68
8 4	Barbara Mallonnee...	27	16	20	14	17	9	18	12	34
9 4	George Prechtel.....			60	42	58	34	50	31	73
1 5	N. Frank Cofell.....	48	40	60	47	52	43	48	29	74
2 5	David A. Ebaugh.....	34	22	55	40	55	39	36	25	66
3 5	Samuel Peregoy.....	28	22	37	25	34	25	33	23	50
4 5	Fred. S. Myerly.....	21	16	31	23	32	22	24	17	36
5 5	J. A. Fowler.....	48	39	62	49	56	40	50	41	89
6 5	F. T. Newbelle.....	35	29	51	40	54	40	35	25	58
7 5	Wm. S. Love.....	23	17	45	26	24	16	19	14	50
8 5	Levin Mitchell.....	60	40	90	69	82	54	70	48	115
8 5	Hester R. Kroh.....									
9 5	Fannie H. Davis.....	39	29	69	50					
9 5	Fannie Cole.....					71	37	32	15	92
10 5	E. W. Heisse.....	27	19	39	24	35	24	39	23	49
11 5	Mary C. Bixler.....	29	16	36	26	32	19	27	19	47
1 6	Mary E. Sherwood...	56	40	79	57	71	42	63	40	105
1 6	Emma J. Bull.....									
2 6	A. C. Crommer.....	18	13	38	24	35	23	35	25	72
3 6	Isaac Shaver.....	84	68	90	67	76	52	85	64	103
3 6	Lizzie Wilhelm.....									
4 6	Isaac Price.....	41	31	53	41	54	35	50	40	72
5 6	Geo. P. Morris.....	63	44	81	55	72	41	74	54	86
5 6	Thos. Price.....									
6 6	Jno. G. Donaldson...	36	24	50	40	50	33	34	24	64
7 6	Rosa E. Heathcoat...	27	21	37	28	36	27	27	24	45
8 6	Mary A. Price.....	28	23	49	39	44	32	32	23	57
1 7	Chas. R. Bussey.....	43	27							
1 7	E. G. Hoff.....			52	40	46	32	39	28	70
2 7	M. R. Gemmill.....	41	33	51	44	52	35	42	30	73
3 7	S. Allen Leib.....	51	42	52	44	48	39	46	39	64
4 7	N. D. R. Allen.....	36	25	37	26	30	22	31	23	53
5 7	Belle Miller.....	25	17	37	23	38	21	42	32	58
6 7	S. Calder Harris.....	30	19	37	25	38	29	33	24	46
7 7	Wm. H. Hendricks...	44	30	53	44	54	35	35	22	72
8 7	Wilbur Elliott.....	33	24	41	30					
8 7	R. E. Benson.....					38	27	38	27	55
9 7	W. Evans Anderson...	29	18	50	34	42	23	34	22	61
10 7	Laura V. Davis.....	41	29	55	39	42	19	29	19	63

BALTIMORE COUNTY SCHOOL STATISTICS--Continued.  
 Expenses for the Fiscal Year Ending September 30, 1888.

Number of school. Election district.		Rent.	Fuel.	Repairs.	Other incidental ex- penses.	Furniture, black- boards, stoves.	Cost of books.	Teachers' salaries for the year.	Receipts from books.
4	4	.....	\$44 42	.....	\$17 26	\$47 74	\$108 34	\$497 75	\$32 00
5	4	.....	164 83	\$453 82	90 23	46 39	398 71	2,200 00	453 75
5	4	.....							
5	4	.....							
5	4	.....							
6	4	.....	22 80	18 00	13 44	24 00	42 28	385 75	20 25
7	4	.....	36 28	4 75	13 58	.....	75 33	495 00	88 50
8	4	.....	41 25	4 50	12 47	.....	44 82	305 90	41 25
9	4	.....	35 00	30 50	19 57	242 81	210 61	400 00	85 50
1	5	.....	19 00	8 20	8 02	.....	96 84	495 00	97 75
2	5	.....	20 00	102 43	9 18	.....	99 02	550 00	102 75
3	5	.....	33 12	2 25	12 25	.....	31 73	395 00	37 50
4	5	\$4 00	33 20	5 60	7 85	.....	36 91	408 37	38 25
5	5	.....	65 50	60 00	22 87	27 50	178 96	600 00	75 00
6	5	.....	25 01	8 73	10 63	.....	87 73	550 00	75 00
7	5	.....	19 75	1 16	10 70	.....	68 62	425 00	44 25
8	5	.....	56 43	95 59	35 71	113 59	102 96	860 13	50 25
8	5	.....							
9	5	.....							
9	5	.....	38 15	19 05	14 96	.....	78 64	491 48	45 00
10	5	.....	3 50	35	14 08	.....	59 66	466 88	60 00
11	5	.....	32 63	.....	11 95	10 50	48 59	425 00	33 00
1	6	.....	74 25	10 90	47 97	1 00	110 31	750 00	78 75
1	6	.....							
2	6	.....	26 00	2 35	11 77	80	63 98	432 83	27 75
3	6	.....	28 64	7 65	21 24	17 14	92 40	1,033 96	109 00
3	6	.....							
4	6	.....	42 13	2 15	18 37	33 45	114 58	506 96	65 25
5	6	.....	23 12	5 43	11 75	4 00	80 74	834 01	94 00
5	6	.....							
6	6	.....	27 00	2 80	9 50	.....	47 03	525 00	57 75
7	6	.....	27 75	5 27	10 25	.....	57 87	475 00	49 50
8	6	.....	25 29	78 19	11 45	.....	52 07	525 00	42 75
1	7	.....							
1	7	.....	53 44	7 43	14 60	.....	110 76	525 00	93 00
2	7	.....	26 81	19 42	11 98	.....	88 51	525 00	104 25
3	7	.....	32 11	.....	16 55	18 25	51 86	590 93	94 80
4	7	.....	41 55	38 61	10 75	.....	56 52	489 60	72 00
5	7	.....	28 60	1 11	10 36	.....	53 82	366 90	45 00
6	7	.....	26 75	.....	7 67	.....	43 24	435 00	46 50
7	7	.....	8 00	12 21	11 58	18 73	72 71	432 75	72 75
8	7	.....							
8	7	.....	46 58	6 50	15 76	12 25	72 28	500 00	81 00
9	7	.....	34 85	5 37	13 75	10 50	56 21	386 77	48 00
10	7	.....	89 39	3 80	16 83	8 00	108 83	377 00	72 00





## BALTIMORE COUNTY SCHOOL STATISTICS—Continued.

Attendance for Year Ending June 30, 1888.

Number of school.	District.	NAME OF TEACHER.	Fall Term.		Winter Term.		Spring Term.		Summer Term.		Different pupils.
			On roll.	Average daily attendance.	On roll.	Average daily attendance.	On roll.	Average daily attendance.	On roll.	Average daily attendance.	
..	..	Lily M. Aitken .....									
..	..	Amelia Merz .....									
..	..	Bessie Johnson .....									
5	9	Verdie C. Jean .....	40	31							
5	9	Ida B. Everett .....			51	36	43	30	39	24	71
6	9	Jos. F. McBee .....	80	57	109	43	88	55	60	47	146
6	9	Nellie Price .....									
7	9	Jno. N. Wright .....	236	203	235	190	215	166	206	177	264
7	9	Amy P. Isaac .....									
7	9	Anna Pilson .....									
7	9	Emma Leilich .....									
7	9	May Butler .....									
7	9	Bessie Johnson .....									
8	9	Sarah E. Welsh .....	43	36	38	27	41	23	40	23	52
9	9	Bessie Gardner .....	38	29	39	23	37	23	35	23	40
10	9	L. Phelps Todd .....	35	27	39	25	33	25	31	24	46
11	9	Wm. S. Weller .....	19	15	33	20	28	17	20	13	45
12	9	Jos. S. Whittington .....	650	548	627	484	611	478	596	470	720
12	9	Emma Bankhead .....									
12	9	Laura Nicolai .....									
12	9	Clara Bateman .....									
12	9	Maggie Simpson .....									
12	9	Eugenia L. Jones .....									
12	9	Natilia Hall .....									
12	9	Sallie Hamilton .....									
12	9	Sophie W. Rahe .....									
12	9	Clare L'Allemand .....									
12	9	Luella Rankin .....									
12	9	Ida Mall nee .....									
12	9	Hattie Langley .....									
13	9	Thos. O'Hara .....	354	283	357	258	338	240	325	242	422
13	9	Rosalie Caples .....									
13	9	Maggie Fitzgerald .....									
13	9	Sarah Tilghman .....									
13	9	Agnes Chandler .....									
13	9	Lulu Fulton .....									
13	9	Sadie Corrigan .....									
14	9	Maria Bartholow .....	286	236	280	215	281	200	295	221	356
14	9	Sallie L. Guyton .....									
14	9	Belle Forien .....									
14	9	Alice Emory .....									
14	9	Jennie Barrett .....									
14	9	Fannie Jones .....									
1	10	Wm. W. Wilhelm .....	18	11	19	11	19	13	19	13	30
2	10	Mamie C. Jessop .....	24	15	38	18	32	17	32	18	51

BALTIMORE COUNTY SCHOOL STATISTICS—Continued.  
 Expenses for the Fiscal Year Ending September 30, 1888.

Number of school. Election district.	Rent.	Fuel.	Repairs.	Other incidental ex- penses.	Furniture, black- boards, stoves.	Cost of books.	Teachers' salaries for the year.	Receipts from books.
5 9								
5 9		\$33 00	\$4 50	\$26 75	\$42 37	\$137 28	\$496 95	\$106 75
6 9	\$42 33	47 75	19 10	27 40	80 60	211 63	1,005 19	161 25
6 9								
7 9			57 66	102 10		342 59	2,851 36	563 25
7 9								
7 9								
7 9								
7 9								
8 9		33 84	43	6 13		42 34	420 00	84 75
9 9		41 96	1 35	13 05	8 22	49 87	497 65	64 50
10 9			8 49	11 52	2 60	67 63	496 47	75 00
11 9		1 06	4 25	15 55		48 21	372 69	67 50
12 9		246 30	123 13	269 67	14 00	654 76	6,515 35	1,255 05
12 9								
12 9								
12 9								
12 9								
12 9								
12 9								
12 9								
12 9								
12 9								
12 9								
12 9								
12 9								
12 9								
12 9								
12 9								
12 9								
12 9								
13 9	350 00	174 35	71 10	72 00	63 96	233 05	3,668 44	311 50
13 9								
13 9								
13 9								
13 9								
13 9								
13 9								
13 9								
13 9								
14 9	137 50	43 10		105 10	45 22	184 85	3,257 66	135 00
14 9								
14 9								
14 9								
14 9								
14 9								
1 10		21 35	2 00	25 90	50 25	61 68	308 20	34 75
2 10		26 00	3 50	13 43	23 55	48 04	400 00	65 25







## BALTIMORE COUNTY SCHOOL STATISTICS—Continued.

Attendance for Year Ending June 30, 1888.

Number of school. Election district.	NAME OF TEACHER.	Fall Term.		Winter Term.		Spring Term.		Summer Term.		Different pupils.
		On roll.	Average daily attendance.	On roll.	Average daily attendance.	On roll.	Average daily attendance.	On roll.	Average daily attendance.	
11 12	Estelle Bond.....									
12 12	Etta Hyatt.....	50	33	39	24	37	23	41	26	62
13 12	T. Francis Murray	39	26	48	35	49	31	42	28	65
14 12	Mary L. Molloy .	314	248	307	244	308	230	297	227	380
14 12	Nannie E. Hilberg									
14 12	Flice Richardson.									
14 12	Mary O'Niel.....									
14 12	Elizabeth Finney									
14 12	M. V. Bradley....									
14 12	Jacob Weis.....									
15 12	Sarah Pieter....	21	12	21	11	18	12	26	18	27
16 12	N. F. Armacost..	28	23							
16 12	J. Pauline Wernig			39	25	33	23	38	23	45
17 12	Geo. W. Ijams....							61	52	61
17 12	Estelle Bond.....									
1 13	Samuel T. Lester.	50	39	49	28	40	23	35	18	63
2 13	Robt. Andrews...	28	17	33	26	34	27	28	22	38
3 13	Roberta Porter...	27	24	28	23	25	20	21	17	32
4 13	Monroe Mitchell..	89	62	85	46	85	58	88	52	106
4 13	Theresa Quinn....									
5 13	Gertie Woodward	21	14	26	18	23	13	17	9	28
		10359	7836	11399	8360	10843	7556	10100	7184	14003

BALTIMORE COUNTY SCHOOL STATISTICS—Continued.

Expenses for the Fiscal Year Ending September 30, 1888.

Number of School. Election district.	Rent..	Fuel.	Repairs.	Other incidental ex- penses.	Furniture, black- boards, stoves.	Cost of books.	Teachers' salaries for the year.	Receipts from books.
11 12								
12 12	\$6 00	\$29 50	\$7 77	\$16 80	\$16 75	\$46 79	\$500 00	\$65 25
13 12		22 80		16 21		59 27	500 00	89 25
14 12	9 00	30 44	3 26	109 85	14 50	63 45	3348 07	311 11
14 12								
14 12								
14 12								
14 12								
14 12								
14 12								
15 12		16 50	70 50	11 50		254 43	395 80	40 50
16 12								
16 12	39 50	37 08	4 40	9 23		44 54	465 05	76 50
17 12					220 45	216 46	205 23	44 25
17 12								
1 13		15 45	16 71	11 27	70	68 59	475 00	104 29
2 13	23 50	38 00	11 50	13 25	168 88	59 26	448 12	56 60
3 13		25 00	11 26	15 82		86 71	450 00	55 50
4 13		54 25	12 45	10 85		77 38	872 70	63 98
4 13								
5 13		17 00		9 00	11 64	15 65	340 00	47 25
	2689 95	6540 05	3459 99	4258 73	4509 68	15543 09	124366 83	16154 14

## BALTIMORE COUNTY COLORED SCHOOL STATISTICS.

Attendance for the Year Ending June 30, 1888.

Number of school.	Election district.	NAME OF TEACHER.	Fall Term.		Winter Term.		Spring Term.		Summer Term.		Different pupils.
			On roll.	Average daily attendance.	On roll.	Average daily attendance.	On roll.	Average daily attendance.	On roll.	Average daily attendance.	
1	1	Fannie Barbour.....	71	47	83	53	83	54	78	52	116
1	1	Susie Giles.....									
2	1	Garrison D. Trusty...	44	29	44	23	38	23	35	23	47
3	1	Madessa Cooper.....	19	11	20	13	19	12	21	13	24
4	1	Roberta Sheridan....	28	17	27	19	27	17	20	14	32
1	2	E. E. Reed.....	16	8	19	10	19	9	20	7	31
2	2	Rosa M. Dorsey.....	19	10	23	12	24	10	21	13	27
1	3	Wm. B. Hamer.....	33	23	34	23	35	23	27	24	49
2	3	Lottie E. Blay.....	31	19	39	27	34	25	37	26	55
3	3	Sophie E. Penn.....	30	23	35	24	36	24	32	23	47
4	3	Annie O. Waters.....	23	10	25	11	19	8	16	10	29
1	4	Richard Fry.....	28	24	32	25	33	25	30	24	50
2	4	Louis N. Harris.....	42	26	37	23	35	18	45	32	55
3	4	H. Rebecca Chatman.	12	6							
3	4	Mary E. Bennett.....			19	9	21	12	16	9	26
1	7	Hattie E. Howard....	25	16	16	11	19	12	20	13	35
2	7	Daniel Williams.....	25	16	37	20					
2	7	Gertie Nash.....					16	10	22	15	40
1	8	Nina V. Parke.....	21	13	33	23	31	24	25	16	40
2	8	Andrew S. Ferguson..	30	18	55	34	53	34	44	27	61
3	8	Annie R. Johnson....	30	23	28	13	22	11	30	23	41
4	8	Nannie B. Groomes..	41	30	52	24	35	23	57	28	51
1	9	Isidore D. Blair.....	73	52	75	51	65	44	71	54	98
1	9	Ella J. Cooper.....									
1	9	Augusta Medley.....									
2	9	Carrie L. Cook.....	82	59	75	46	63	45	75	48	86
2	9	Ida Scott.....									
3	9	Geo. W. Biddle.....	89	57	77	49	71	46	68	45	111
3	9	Lizzie Rayner.....									
1	10	Susan R. Mellon.....	16	12	32	13	24	15	16	11	38
2	10	Lulu Carter.....	16	9	15	10	28	23	15	9	33
1	11	Cornelius Smith.....	31	19	26	12	16	10	29	16	43
2	11	Jos. W. Williams.....	27	19	35	27	28	24	30	23	45
3	11	J. A. Boyden.....	15	10	24	15					
3	11	Leanna Owings.....					28	22	16	11	32
1	12	Mamie R. Price.....					19	13	19	11	24
3	12	Janie Hutchins.....	33	25	51	36	52	39	31	23	63
4	12	Georgianna Smith....	14	9	14	6	16	6	17	5	19
5	12	Delia Washington....	35	27	57	41	62	46	37	26	67
1	13	Sarah J. Owings.....	17	11	23	14	18	14	15	9	34
2	13	Grant E. Biddle.....	53	22	69	36	58	25	25	11	83
			1069	700	1231	753	1147	747	1060	694	1632

BALTIMORE COUNTY COLORED SCHOOL STATISTICS.

Expenses for the Fiscal Year Ending September 30, 1888.

Number of school. Election district.		Rent.	Fuel.	Repairs.	Other incidental ex- penses.	Furniture, black- boards, stoves.	Cost of books.	Teachers' salaries for the year.	Receipts from books.
1	1	.....	\$37 75	\$3 56	\$2 42	.....	\$76 29	\$823 56	\$140 25
1	1	.....	.....	.....	.....	.....	.....	.....	.....
1	1	.....	21 75	1 75	90	22 00	36 07	315 05	52 50
2	1	.....	4 00	7 21	1 00	.....	48 83	219 09	9 00
4	1	.....	25 00	40	35	.....	28 22	398 12	43 50
1	2	.....	25 00	.....	20	.....	21 12	260 91	37 50
2	2	\$24 00	23 25	2 75	1 85	.....	16 30	214 34	37 75
1	3	.....	14 10	.....	10 30	4 75	18 14	320 00	70 50
2	3	15 00	24 50	.....	9 54	.....	43 55	293 49	75 10
3	3	15 00	23 84	.....	2 00	.....	16 31	318 49	67 50
4	3	.....	24 30	1 24	2 57	.....	19 72	272 79	41 25
1	4	.....	32 75	.....	66	.....	52 86	320 00	61 50
2	4	.....	44 72	1 02	7 97	.....	36 31	295 00	79 50
3	4	.....	.....	.....	.....	.....	.....	.....	.....
3	4	.....	51 25	1 00	33	.....	22 80	220 00	33 00
1	7	14 50	25 00	35 00	2 10	.....	27 06	220 00	22 50
2	7	.....	.....	.....	.....	.....	.....	.....	.....
2	7	.....	12 00	.....	.....	.....	26 41	202 45	45 80
1	8	.....	5 50	.....	86	10 50	38 01	270 00	35 25
2	8	30 00	34 92	9 05	40	.....	29 73	392 90	69 00
3	8	36 00	18 50	.....	.....	.....	18 65	270 00	46 50
4	8	40 00	12 13	05	4 15	24 50	42 43	418 00	73 50
1	9	.....	3 00	39 27	6 94	4 90	67 47	668 62	93 75
1	9	.....	.....	.....	.....	.....	.....	.....	.....
2	9	56 25	7 00	14 25	2 42	4 25	86 32	624 88	89 25
2	9	.....	.....	.....	.....	.....	.....	.....	.....
3	9	45 00	57 50	2 95	2 22	105 57	134 33	702 76	126 50
3	9	.....	.....	.....	.....	.....	.....	.....	.....
1	10	45 00	30 73	.....	65	.....	19 27	220 00	41 25
2	10	15 00	21 50	.....	7 10	.....	41 68	233 51	36 75
1	11	.....	4 75	1 00	2 15	.....	32 79	316 85	50 25
2	11	.....	26 50	.....	1 25	.....	34 10	293 46	43 50
3	11	.....	.....	.....	.....	.....	.....	.....	.....
3	11	.....	.....	.....	2 25	18 21	10 18	158 85	24 75
1	12	11 00	9 50	.....	.....	58 42	32 96	108 81	16 50
3	12	.....	8 75	.....	25	.....	46 41	322 50	77 25
4	12	36 00	20 13	.....	.....	.....	.....	215 46	18 00
5	12	30 00	26 85	.....	3 50	79 55	79 02	370 00	69 25
1	13	22 50	8 00	.....	.....	.....	27 71	215 38	36 00
2	13	22 50	38 50	.....	.....	.....	109 50	450 00	32 25
		457 75	722 97	120 50	76 33	332 65	1340 54	10,945 18	1796 65

BALTIMORE COUNTY—*Statement of Receipts and Disbursements for Public School Purposes for Year Ending September 30, 1888.*

RECEIPTS.

Balance on hand, September 30, 1887 . . . . .	\$11,267 82
State school tax . . . . .	36,728 80
State free school fund . . . . .	3,132 27
State donations . . . . .	1,200 00
County school tax levy 1887, \$45,800; on levy 1888, \$55,000.	102,800 00
Amount of levy, \$110,000 for running expenses for 1888; \$15,000, building; total, \$125,000 . . . . .	
Fines and forfeitures—Sheriff Silas W. Miller . . . . .	540 99
Book fees—white schools, \$16,154.14; colored schools, \$1,796.65 . . . . .	17,950 79
State appropriation to colored schools . . . . .	4,512 56
Insurance on school houses destroyed by fire . . . . .	1,517 00
From sale abandoned school houses and lots . . . . .	1,725 00
Furniture, except settees in Belt schools sold to Baltimore city . . . . .	4,500 00
Cost of running Belt schools for Baltimore city for the month of June, 1888 . . . . .	4,645 70
Note due Towson National Bank . . . . .	5,000 00
Salaries overpaid teachers and refunded . . . . .	104 93
Settees in Belt schools . . . . .	52 25
Sale of old paper . . . . .	16 64
	<hr/>
	\$195,694 75

DISBURSEMENTS.

Teachers' salaries . . . . .	\$124,366 83
Fuel . . . . .	6,540 05
Incidental expenses of schools . . . . .	4,258 73
Rent . . . . .	2,689 95
Books and stationery . . . . . \$15,543.09 . . . . .	14,318 42*
Building school-houses . . . . .	13,538 82
Repairing school-houses . . . . .	3,459 99
Furniture, black-boards and stoves . . . . .	4,509 68
Interest . . . . .	1,000 84
Salary of Secretary, Treasurer and Examiner . . . . .	1,800 00
Salary of assistant . . . . .	1,062 50
Per diem of School Commissioners . . . . .	375 00
Office expenses . . . . .	591 23
Blanks and account books . . . . .	399 03
Printing and advertising . . . . .	516 55
Attorneys' fees . . . . .	320 00
Recording deeds . . . . .	7 85
Surveying . . . . .	25 50
Annual examinations . . . . .	288 28
Insurance . . . . .	1,032 01

*Colored Schools.*

Teachers' salaries . . . . .	\$10,945 18
Fuel . . . . .	722 97
Incidental expense of schools . . . . .	76 33
Rent . . . . .	457 75
Books and stationery . . . . .	1,340 54
Repairing school-houses . . . . .	120 50
Furniture, black-boards and stoves . . . . .	332 65
Balance cash on hand Sept. 30, 1888 . . . . .	597 57
	<hr/>
	\$195,694 75

\* Rebate on books, \$1,234.67

CALVERT COUNTY.

SUMMARY OF SCHOOL STATISTICS.

For Year Ending June 30, 1888.

	1888.
Number of school-houses owned by the County, 34; rented, 5; total .....	39
(Frame, 30; brick, 0; log, 4; stone, 0; total, 34.)	
Number of male teachers—principals—(white, 7; colored, 6;) total.....	13
Number of female teachers—principals—(white, 16; col- ored, 10;) total.....	26
Number of female teachers—assistants—(white, 2; col- ored, 1;) total.....	3
<b>Total</b> (white, 25; colored, 17; total, 42).....	42
Number of fenced lots.....	1
Number of schools having out-buildings.....	6
Number of schools having sufficient black-boards.....	All
Number of schools having good furniture.....	All
Number of terms schools were open (white, 10 m'ts; colored, 10 m'ts) .....	
Number of different pupils for the year (males—white, 582; colored, 594; total, 1,176; females—white, 454; colored, 488; total, 942).....	2,118
Number of pupils in average attendance (white, 425; colored, 279; total, 704).....	704
Number of pupils over 16 years of age (white, 26; col- ored, 77; total, 103).....	103
Number of official visits paid by Examiner.....One to each school	

NUMBER OF PUPILS.

	Fall Term.	Winter Term.	Spring Term.	Summer Term,
On roll.....	1,274	1,744	1,659	1,319
Average attend..	652	805	673	683

	1888.
Number of pupils in 1st grade December 1st.....	389
“ “ 2d “ .....	376
“ “ 3d “ .....	363
“ “ 4th “ .....	312
“ “ 5th “ .....	176
“ “ 6th “ .....	74
“ “ above 6th “ .....	10

Number of pupils in book-keeping, 7; algebra, 24; philosophy, 25; drawing, 90; geometry, 0; physiology, 28; Latin, 11.

## CALVERT COUNTY—SCHOOL STATISTICS.

Attendance for the Year Ending June 30, 1888.

Number of school.	Election district.	NAME OF TEACHER.	Fall Term.		Winter Term.		Spring Term.		Summer Term.		Different pupils.
			On roll.	Average daily attendance.	On roll.	Average daily attendance.	On roll.	Average daily attendance.	On roll.	Average daily attendance.	
1	1	R. R. Grover .....	28	16	29	15	24	13	28	15	42
3	1	J. F. Dare.....	27	15	.....	.....	.....	.....	.....	.....	.....
3	1	W. D. Duke.....	.....	.....	24	14	28	10	29	18	35
4	1	M. Susie Magruder...	22	11	25	13	21	9	19	11	25
5	1	Duke Bond.....	25	20	28	17	25	17	22	13	29
6	1	Mrs. E. V. Freeland..	52	26	64	35	62	25	55	21	66
6	1	Virginia H. Duke, ass't	.....	.....	.....	.....	.....	.....	.....	.....	.....
7	1	H. B. Frazier.....	33	17	41	21	30	11	25	10	43
8	1	Bettie Morsell.....	76	49	.....	.....	.....	.....	.....	.....	.....
8	1	C. W. Clagett.....	.....	.....	68	35	60	27	56	34	81
8	1	Nettie Valk, ass't .....	.....	.....	.....	.....	.....	.....	.....	.....	.....
1	2	Mollie L. Ireland.....	54	30	72	44	69	32	52	29	76
2	2	Chas. C. Bird.....	22	10	26	12	27	10	27	15	34
3	2	Ursula J. Hawkins...	38	20	48	25	44	18	34	22	50
4	2	Ida E. Gott.....	42	24	51	24	43	20	40	24	54
5	2	Mary E. Freeland....	39	25	41	25	33	12	27	17	42
6	2	Carrie E. Smith.....	31	19	46	21	34	15	28	17	52
8	2	Cora W. Bowen.....	29	16	34	20	37	16	31	20	43
1	3	Lydia M. Ireland.....	42	21	44	23	40	18	42	21	56
2	3	Jos. W. Talbott.....	11	5	24	13	24	10	14	8	25
3	3	Mollie J. Webb.....	14	6	.....	.....	.....	.....	.....	.....	14
4	3	John Gibson.....	40	20	49	22	42	13	32	19	52
5	3	Rachael Sasscer.....	25	20	35	20	36	21	31	22	41
6	3	Bettie Talbott.....	41	22	38	18	26	13	27	16	49
7	3	Mattie Griffith.....	22	12	.....	.....	.....	.....	.....	.....	.....
7	3	Mattie L. Higgins.....	.....	.....	32	21	34	20	28	17	35
8	3	Berta Wright.....	42	28	43	27	36	15	36	20	43
9	3	Nellie S. Wood.....	26	14	46	19	37	19	27	15	49
			781	446	908	484	812	364	710	404	1036



CALVERT COUNTY—SCHOOL STATISTICS.

Expenses for the Fiscal Year ending September 30, 1888.

Number of school.	Election district.	Rent.	Fuel.	Repairs.	Other incidental expenses.	Furniture, blackboards, stoves.	Cost of books.	Teachers' salaries for the year.	Receipts from books.
1	1		\$12 50	\$7 30	\$0 85			\$18 69	
3	1							90 00	
3	1		12 50		3 33			225 63	
4	1		12 50					288 90	
5	1		12 50		2 20			318 03	\$5 40
6	1		12 50					386 40	
6	1	\$25 00			30			240 00	
7	1		12 50		25		\$2 03	359 97	
8	1							100 00	
8	1		27 75	50	11 40			279 85	
8	1							240 00	
1	2				1 77		18	400 00	
2	2		14 00		66	\$0 85	1 04	332 38	
3	2		12 50					361 00	
4	2							386 33	
5	2		12 50		5 75			382 00	
6	2			4 00				350 00	
8	2		10 00		4 13	28	1 88	385 75	
1	3		12 00		40			400 00	
2	3		12 50	15	35		27	247 35	46
3	3				73	58 75		40 00	
4	3		15 25		10			329 86	
5	3		12 50					360 74	
6	3				1 71			379 00	
7	3							72 00	
7	3		15 00		50			264 00	
8	3				1 40			400 00	
9	3		12 50	3 50	10			373 30	
		25 00	231 50	15 45	35 93	59 88	5 40	8,311 18	5 86

CALVERT COUNTY—COLORED SCHOOL STATISTICS.

Attendance for the Year Ending June 30, 1888.

Number of school.	Election district.	NAME OF TEACHER.	Fall Term.		Winter Term.		Spring Term.		Summer Term.		Different pupils.
			On roll.	Average daily attendance.	On roll.	Average daily attendance.	On roll.	Average daily attendance.	On roll.	Average daily attendance.	
1	1	Anna M. G. Smith....	54	19	78	17	70	28	96	27	104
2	1	Henry Johnson.....	33	15	38	21	35	15	30	19	41
3	1	Matilda F. Bourne ...	49	19	.....	.....	.....	.....	.....	.....	.....
3	1	Mary Bannister.....	.....	.....	.....	.....	90	34	73	35	100
3	1	Anna Mason, ass't....	.....	.....	.....	.....	.....	.....	.....	.....	.....
4	1	Geo. R. Carter.....	29	12	54	23	48	19	27	13	57
5	1	Thos. C. Sparks.....	42	24	64	38	62	38	.....	.....	.....
5	1	Sulina Wallace.....	.....	.....	.....	.....	.....	.....	45	30	66
6	1	Jos. W. Woolford....	43	17	64	22	63	20	64	23	69
1	2	Sarah Morgan.....	34	17	56	23	.....	.....	.....	.....	.....
1	2	Sarah Boome.....	.....	.....	.....	.....	47	18	32	22	64
2	2	Alice Reed.....	31	11	59	21	.....	.....	.....	.....	.....
2	2	Alice Freeland.....	.....	.....	.....	.....	49	9	27	12	67
3	2	Mary J. Ford.....	35	14	32	12	34	11	31	13	52
4	2	Mary B. Simms.....	25	10	56	22	44	16	26	10	63
1	3	Mary A. Sewell.....	23	6	77	23	71	20	35	14	85
2	3	R. Wesley Ray.....	17	8	58	19	53	18	20	9	76
3	3	Mary L. Cook.....	26	8	64	18	52	16	31	14	66
4	3	Lucy E. Davis.....	.....	.....	24	16	24	10	16	5	28
5	3	Robert B. Thomas....	26	14	76	28	75	26	30	20	96
6	3	Zach Howe.....	26	12	36	18	30	11	26	13	48
			493	206	836	321	847	309	609	279	1082

CALVERT COUNTY—COLORED SCHOOL STATISTICS.

Expenses for the Fiscal Year Ending September 30, 1888.

Number of school. Election district.	Rent.	Fuel.	Repairs.	Other incidental ex- penses.	Furniture, black- boards, stoves.	Cost of books.	Teachers' salaries for the year.	Receipts from books.
1 1		8 00		40 35			209 38	
2 1		8 00					211 12	
3 1							51 00	
3 1		8 00		35			107 75	
3 1							75 50	
4 1		8 00		1 25	4 00		220 55	2 10
5 1							148 04	
6 1		8 00	1 50				60 00	
6 1		8 00			10		200 26	
1 2							100 00	
1 2		14 50		2 75			97 55	
2 2							100 00	
2 2		8 00		25			120 00	
3 2		8 00					204 78	
4 2		8 00					218 96	
1 3		8 00					216 06	
2 3		8 00					218 85	
3 3		8 00					217 27	
4 3		8 00					120 00	
5 3		8 00					211 75	3 66
6 3			1 50				217 89	
.....		126 50	3 00	4 95	4 10	.....	3,326 71	5 76

CALVERT COUNTY—*Statement of Receipts and Disbursements for Public School Purposes for the Year Ending September 30, 1888.*

## RECEIPTS.

Balance on hand, September 30, 1887.....	\$371 42
State school tax .....	5,431 58
State free-school fund.....	947 63
State donations.....	1,200 00
County school tax—12 cents on the \$100.....	2,275 09
Sale of books.....	11 62
State appropriation to colored schools.....	3,269 12
Sale of school-house.....	25 00
Tongers' licenses.....	1,272 35
B. D. Bond—check .....	25 00
Fire insurance—damage to Colored School No. 2, dist. 3..	13 40
	\$14,842 21

## DISBURSEMENTS.

Teachers' salaries.....	\$11,674 19
Fuel .....	493 90
Incidental expenses of schools.....	44 56
Rent.....	25 00
Books and stationery.....	179 96
Building school-houses .....	207 32
Repairing school-houses.....	70 45
Furniture, black-boards and stoves.....	245 55
Salary of Secretary, Treasurer and Examiner... ..	700 00
Per diem of School Commissioners.....	300 00
Office expenses and account books.....	43 89
Printing and advertising.....	50 45
Paid to colored schools (est'd).....	3,465 26
Insurance.....	19 02
Miscellaneous.....	1 50
Old school paper.....	191 14
Balance cash on hand.....	596 78
	\$14,842 21

CALVERT COUNTY COLORED SCHOOLS—*Receipts and Disbursements for Year Ending September 30, 1888.*

## RECEIPTS.

Unexpended balance of previous appropriation.....	\$35 30
Amount received from State Treasurer.....	3,269 12
“ “ County School Board.....	81 63
Books.....	5 76
Licenses.....	73 45
	\$3,465 26

## DISBURSEMENTS.

Paid for teachers' salaries.....	\$3,326 71
Incidental expenses.....	4 95
Repairs .....	3 00
Fuel .....	126 50
Furniture, black-boards and stoves.....	4 10
	\$3,465 26

CAROLINE COUNTY.

SUMMARY OF SCHOOL STATISTICS.

For School Year ending September 30, 1888.

	1888.	1887.
Number of school-houses owned by the County, 64; rented, 0; total .....	64	64
(Frame, 64; brick, 0; log, 0; stone 0.)		
Number of male teachers—principals—(white, 12; colored, 13; total, 25).....	25	25
Number of female teachers—principals—(white, 34; colored, 7; total, 41).....	41	41
Number of male teachers—assistants—(white, 1; total, 1).....	1	1
Number of female teachers—assistants—(white, 11; total, 11).....	11	10
Total, (white, 58; colored, 20; total, 78).....	78	77
Number of schools having out-buildings.....	55	55
Number of schools having sufficient black-boards....	50	50
Number of schools having good furniture.....	42	40
Number of terms schools were open (white, 3 3-10; colored, 2 ..		3 2-5
Number of different pupils for the year (males—white, 2,564; colored, 994; total, 3,558). .....	3,558	3,604
Number of pupils in average attendance (white, 1,105, colored, 438; total, 1,543).....	1,543	1,527
Number of official school visits paid by Examiner....	135	126

NUMBER OF PUPILS.

	Fall Term.	Winter Term.	Spring Term.	Summer Term.
On roll.....	1,764	3,222	3,072	1,346
Average attendance.	1,014	1,868	1,507	906

	1888.	1887.
Number of pupils in 1st grade December 1st.....	669	704
“ 2d “ .....	508	448
“ 3d “ .....	455	403
“ 4th “ .....	459	454
“ 5th “ .....	322	326
“ 6th “ .....	186	217
“ above 6th “ .....	89	107
Number of pupils in book-keeping, 57; algebra, 74; philosophy, 85; drawing, 0; geometry, 77; physiology, 304; Latin 15.		

SCHOOL HOUSES BUILT OR ENLARGED DURING THE YEAR—  
 No. of school, 1; district, 1; frame; cost, \$1,554.00; length, 50 ft.; width, 26 ft.; height, 14 ft.; square feet of black-board, 180; out-buildings, yes; fences, no.

## CAROLINE COUNTY—SCHOOL STATISTICS.

Attendance for the Year Ending June 30, 1888.

Number of school.	Election district.	NAME OF TEACHER.	Fall Term.		Winter Term.		Spring Term.		Summer Term.		Different pupils.
			On roll.	Average daily attendance.	On roll.	Average daily attendance.	On roll.	Average daily attendance.	On roll.	Average daily attendance.	
1	1	Wm. T. Jarman.....	31	24	47	33	52	32	33	26	55
2	1	Howard Heather.....	52	27	64	34	58	29	36	25	66
3	1	Viola Powell.....	14	9	26	15	31	14	10	8	34
4	1	Lida Dennison.....	47	24	62	28	58	27	40	32	71
1	2	Mollie Jacobs.....	17	7	34	16	25	7	9	7	35
2	2	Nathan Genn.....	31	12	40	16	30	13	18	10	47
3	2	{ Reuben Garey..... }	127	76	136	88	129	81	87	67	160
		{ Rella Simpers..... }									
		{ Lida Simpers..... }									
5	2	Fonnie Walls.....	24	9	29	14	26	8	9	6	32
6	2	M. K. Goodhand.....	33	20	51	28	43	22	22	12	62
7	2	Della M. Smith.....	33	17	41	21	42	19	25	17	45
8	2	{ Lola E. Stevens.... }	91	54	106	69	100	66	59	39	106
		{ Belle Percy..... }									
9	2	.....	.....	.....	.....	.....	.....	.....	.....	.....	.....
1	3	Lizzie Deweese.....	13	6	30	17	31	11	10	5	34
2	3	E. P. Rogers.....	35	22	38	25	43	22	33	25	45
3	3	Arria V. Garey.....	30	11	52	27	42	18	20	15	52
4	3	Addie L. Wilson.....	24	13	30	18	34	17	21	15	39
5	3	{ Chas. W. Byrn..... }	111	78	142	101	128	93	83	65	147
		{ Robie Hobbs..... }									
		{ Laura Melvin..... }									
		{ May L. Fisher..... }									
6	3	Fred. H. Hobbs.....	25	15	34	25	37	15	16	7	42
7	3	Katie Ramsdell.....	28	18	40	27	40	24	29	20	40
8	3	Emma Ramsdell.....	31	17	33	14	39	23	21	18	42
9	3	Anna P. Dukes.....	22	13	26	11	31	11	16	10	34
10	3	Stella Smoot.....	28	14	50	31	48	26	24	17	51
11	3	Annie Beachamp.....	32	25	56	36	53	17	31	18	55
1	4	Mamie Redmond.....	30	16	26	14	26	14	15	8	34
2	4	Ella Nichols.....	25	10	50	22	55	22	33	24	65
3	4	Dollie Kelley.....	52	32	65	42	57	28	39	23	72
4	4	Grant Corkran.....	25	9	32	15	28	11	9	7	34
5	4	Edith Williams.....	41	20	61	29	60	34	67	20	70
6	4	{ Wm. N. Burgess... }	62	37	76	47	73	37	53	35	82
		{ Lynn D. Kelley.... }									
		{ Mollie Collins..... }									
8	4	Mary Phillips.....	28	14	35	19	31	11	17	10	41
9	4	Julia E. Kelley.....	25	16	36	24	36	18	20	18	43
10	4	Susie Sisk.....	19	10	27	20	26	13	12	8	28
11	4	Ida B. Williams.....	36	13	46	28	36	20	25	18	54
1	5	Helen Davis.....	50	29	51	30	49	19	32	21	67
2	5	Lillie C. Noble.....	37	18	51	25	52	25	40	27	59
3	5	Joanna Valliant.....	34	14	49	22	42	22	27	17	55
4	5	Alice Handy.....	32	18	41	25	39	21	20	10	46

CAROLINE COUNTY—SCHOOL STATISTICS.

Expenses for the Fiscal Year Ending September 30, 1888.

Number of school.	Election district.	Rent.	Fuel.	Repairs.	Other incidental expenses.	Furniture, blackboards, stoves.	Cost of books.	Teachers' salaries for the year.	Receipts from books.
1	1	\$60 00	\$29 77	\$1554 00	\$3 75	\$11 20	\$0 40	\$154 87	\$18 75
3	1	.....	21 75	.....	50	.....	3 20	196 36	19 75
3	1	.....	12 15	.....	85	35 00	.....	192 09	20 49
4	1	.....	12 25	.....	1 07	.....	.....	196 36	20 80
1	2	.....	10 00	.....	4 67	.....	.....	192 35	12 00
2	2	.....	12 00	.....	.....	3 38	.....	196 35	9 94
3	2	.....	91 05	7 50	14 39	6 61	1 65	801 81	68 90
5	2	.....	11 95	.....	75	95	.....	196 36	.....
6	2	.....	11 95	418 62	1 35	.....	.....	196 36	12 85
7	2	.....	30 47	.....	75	.....	.....	196 36	6 90
8	2	.....	56 21	.....	18 16	51 75	.....	524 46	10 62
9	2	.....	.....	400 00	.....	.....	.....	.....	.....
1	3	.....	11 00	.....	2 05	.....	.....	196 50	2 00
3	3	.....	23 62	.....	1 70	60	.....	195 40	1 75
3	3	.....	12 38	.....	6 10	.....	.....	196 36	12 06
4	3	.....	12 00	.....	25	12 00	.....	196 50	.....
5	3	37 50	114 20	80	.....	107 00	9 07	1,182 54	13 58
6	3	.....	10 00	.....	64	30 00	.....	196 50	20 50
7	3	.....	16 07	.....	73	3 24	1 50	196 36	13 75
8	3	.....	10 10	2 15	3 88	.....	.....	189 66	24 46
9	3	.....	10 00	23	.....	.....	.....	196 36	8 50
10	3	.....	5 25	.....	6 43	10 00	.....	196 36	40 70
11	3	.....	10 00	.....	2 74	.....	.....	194 52	20 05
1	4	.....	10 00	.....	.....	.....	.....	196 36	28 03
2	4	.....	9 50	1 60	.....	.....	.....	188 11	13 05
3	4	.....	14 50	9 00	2 51	13 00	80	196 36	9 21
4	4	.....	25 45	.....	3 24	.....	.....	196 50	15 50
5	4	.....	7 87	400 00	.....	10 00	2 70	196 90	20 25
6	4	.....	89 25	24 44	16 70	.....	.....	802 10	43 75
8	4	.....	9 00	22 00	.....	.....	1 90	196 36	18 01
9	4	.....	12 50	.....	9 50	20 00	1 60	196 36	13 20
10	4	.....	8 13	.....	6 81	.....	.....	196 50	16 65
11	4	.....	17 76	428 37	.....	.....	40	196 50	16 70
1	5	.....	11 25	.....	.....	.....	60	196 36	12 05
2	5	.....	11 75	.....	.....	.....	.....	191 99	8 25
3	5	.....	8 00	.....	7 67	15 00	2 00	196 36	26 70
4	5	.....	9 37	15 00	5 92	.....	35	194 18	6 10

## CAROLINE COUNTY SCHOOL STATISTICS—Continued.

Attendance for Year Ending June 30, 1888.

Number of school.	Election district.	NAME OF TEACHER.	Fall Term.		Winter Term.		Spring Term.		Summer Term.		Different pupils.
			On roll.	Average daily attendance.	On roll.	Average daily attendance.	On roll.	Average daily attendance.	On roll.	Average daily attendance.	
5	5	Henry F. Nichols.....	56	30	67	41	67	31	29	17	67
6	5	{ Katie Hobbs..... } { Sallie B. Mowbray. } { Dora Noble..... }	77	62	90	66	88	64	73	61	92
7	5	Roxanna Gambrill....	17	10	22	9	20	6	8	6	27
8	5	Horace W. Allen.....	31	16	42	25	37	15	15	9	47
1	6	Mary E. Bell.....	36	16	53	30	48	20	27	10	58
2	6	Sadie Melvin.....	30	17	35	25	25	16	10	8	42
3	6	{ Thos. J. Roe..... } { Kittie Hackett... } { Maggie Williams.. }	72	51	87	63	83	45	69	46	87
5	6	Bessie Fleming.....	17	9	23	11	17	10	10	8	26
6	6	Clara Downes.....	30	18	34	18	33	22	25	20	38
7	6	Anna Saulsbury.....	23	18	33	19	31	17	19	11	36
			1764	1014	2299	1363	2179	1136	1346	906	2564



CAROLINE COUNTY SCHOOL STATISTICS—Continued.

Expenses for the Fiscal Year Ending September 30, 1888.

Number of school.	Election district.	Rent.	Fuel.	Repairs.	Other incidental ex- penses.	Furniture, black- boards, stoves.	Cost of books.	Teachers' salaries for the year.	Receipts from books.
5	5	.....	\$9 25	.....	\$0 90	.....	.....	\$192 00	\$14 85
6	5	.....	54 92	.....	24 52	.....	\$1 85	801 81	54 35
7	5	.....	7 00	.....	2 71	.....	55	196 36	4 00
8	5	.....	6 15	.....	5 53	\$90 00	.....	196 36	9 50
1	6	.....	1 20	\$4 73	3 89	5 66	.....	196 36	11 80
2	6	.....	2 10	.....	85	30 00	2 40	196 36	7 20
3	6	\$25 00	68 05	11 12	6 71	.....	1 75	801 81	.....
5	6	.....	13 97	.....	2 33	.....	.....	194 36	1 30
6	6	.....	8 63	4 00	6 50	40 00	.....	196 36	65
7	6	.....	7 25	.....	1 50	.....	.....	196 37	.....
		122 50	957 02	3,303 56	178 55	495 39	32 72	12,689 88	709 45

## CAROLINE COUNTY—COLORED SCHOOL STATISTICS.

Attendance for Year Ending June 30, 1888.

Number of school.	Election District.	NAME OF TEACHER.	Fall Term.		Winter Term.		Spring Term.		Summer Term.		Different pupils.
			On roll.	Average daily attendance.	On roll.	Average daily attendance.	On roll.	Average daily attendance.	On roll.	Average daily attendance.	
1	1	M. L. Julius.....			91	52	105	58			111
2	1	Harry Harris.....			24	16	23	6			27
1	2	Ida Butler.....			41	36	50	40			51
2	2	Carrie Tilghman.....			66	41	62	33			69
3	2	Mary V. Dunn.....			64	38	59	21			68
1	3	Wm. S. Brown.....			90	41	83	22			90
2	3	Grant White.....			19	10	18	6			20
2	3	Chas. Shockley.....			30	14	21	8			32
1	4	Hattie Lee.....			47	22	43	18			50
2	4	Bascom Hutchins.....			22	10	23	9			23
3	4	John F. Molock.....			33	22	32	17			33
4	4	R. H. Young.....			41	15	40	9			43
5	4	Wm. G. Thomas.....			33	12	40	15			41
1	5	W. J. Holland.....			19	15	22	16			24
2	5	Geo. L. Waters.....			76	50	64	19			79
3	5	Sophia Friend.....			22	19	23	14			25
4	5	John Prattis.....			25	20	23	11			26
1	6	Isaiah H. Bayne.....			75	12	52	14			75
2	6	Wm. H. Pollard.....			51	33	60	21			58
3	6	Laura Johnson.....			54	27	50	14			54
					923	505	893	371			994

CAROLINE COUNTY—COLORED SCHOOL STATISTICS.

Expenses for the Fiscal Year Ending September 30, 1888.

Number of school.	Election district.	Rent.	Fuel.	Repairs.	Other incidental expenses.	Furniture, blackboards, stoves.	Cost of books.	Teachers' salaries for the year.	Receipts from books.
1	1	.....	\$8 00	.....	.....	.....	.....	\$120 00	\$13 10
1	1	.....	6 65	\$2 12	.....	.....	.....	92 73	.....
2	2	.....	10 55	18 70	.....	\$12 39	.....	89 43	.....
2	2	\$12 00	13 12	.....	.....	.....	.....	110 00	6 35
2	2	.....	6 00	.....	.....	.....	.....	100 00	.....
1	3	.....	31 34	.....	.....	.....	.....	112 20	1 00
2	3	.....	9 00	.....	.....	.....	.....	90 00	.....
2	3	.....	7 62	.....	.....	.....	.....	97 60	2 20
1	4	.....	12 50	.....	.....	13 50	.....	84 00	1 30
2	4	.....	9 20	.....	.....	.....	.....	82 00	4 60
3	4	.....	1 00	4 53	\$1 00	.....	.....	117 84	8 65
4	4	.....	16 12	.....	50	105 00	.....	85 00	.....
5	4	.....	1 20	13 50	1 17	.....	.....	95 00	6 05
1	5	.....	7 48	.....	.....	.....	.....	90 00	3 00
2	5	.....	7 00	10 09	.....	.....	.....	100 00	5 80
3	5	.....	6 00	.....	.....	.....	.....	95 00	2 95
4	5	.....	.....	.....	.....	.....	.....	90 00	5 00
1	6	.....	.....	.....	4 67	.....	.....	90 00	3 00
2	6	16 00	6 50	.....	.....	.....	.....	81 00	12 80
3	6	.....	5 62	.....	.....	105 30	.....	90 00	6 00
		28 00	164 90	54 94	7 34	236 19	.....	1,911 80	81 80

CAROLINE COUNTY—*Statement of Receipts and Disbursements  
for Public School Purposes for Year Ending September 30, 1888.*

## RECEIPTS.

State school tax.....	\$6,615 95
State free-school fund.....	1,472 90
State donations and academic fund.....	1,200 00
County school tax— .. cents on the \$100.....	5,500 00
Amount of levy.....	\$9,000
Balance of levy for 1886.....	3,700 00
Cash sales for books at office.....	231 40
Sales of books.....	791 25
State appropriation to colored schools.....	2,213 32
Game licenses.....	94 73
Cash for old colored school-house at Greensboro.....	30 00
Note in bank.....	1,640 65
Balance due Treasurer.....	517 08

---

\$24,007 28

## DISBURSEMENTS.

Balance due to Treasurer, September 30, 1887...	\$256 40	
Teachers' salaries.....	12,689 88	
Fuel.....	957 02	
Incidental expenses of schools.....	178 55	
Rent.....	122 50	
Books and stationery.....	1,591 78	
Building school-houses, repairing school-houses.....	3,303 56	
Furniture, black-boards and stoves.....	495 39	
Interest.....	171 85	
Salary of Secretary, Treasurer and Examiner..	800 00	
Per diem of School Commissioners.....	227 20	
Paid to colored schools	{ Teachers' salaries....	1,911 80
	{ Incidentals.....	7 34
	{ Rent.....	28 00
	{ Fuel.....	164 90
	{ Repairs.....	54 94
	{ Stoves and furniture..	236 19
Office rent.....	56 25	
Office expenses.....	63 84	
Auditing accounts.....	15 00	
Joint school.....	360 00	
Witness fees.....	5 00	
Insurance.....	145 42	
State Teachers' Association.....	33 65	
Commissioners' Association.....	38 00	
Stationery and printing.....	74 05	
Freight and drayage.....	8 77	
Library fund.....	10 00	

---

—————\$24,007 28

CAROLINE COUNTY COLORED SCHOOLS—*Receipts and Disbursements for the Year Ending September 30, 1888.*

RECEIPTS.

Amount received from State Treasurer.....	\$2,213 32
Sale of old house at Greensboro, school No. 2, E. D. No. 2.	30 00
Book sales .....	81 80
Balance due.....	159 85
	<hr/>
	\$2,484 97

DISBURSEMENTS.

Paid for teachers' salaries.....	\$1,911 80
Incidental expenses.....	7 34
Rent .....	28 00
Fuel.....	164 90
Repairs.....	54 94
Furniture and stoves.....	236 19
Books and stationery.....	81 80
	<hr/>
	\$2,484 97

*Annual Report of the*  
**CARROLL COUNTY.**

**SUMMARY OF SCHOOL STATISTICS.**

*For School Year ending June 30, 1888.*

	1888.	1887.
Number of school-houses owned by the County, 109; rented, 9; loaned, 5; total.....	123	120
(Frame, 32; brick, 72; log, 11; stone, 7; concrete, 1.)		
Number of rooms occupied when the attendance is largest.....	144	144
Number of male teachers—principals—(white, 69; colored, 10; total, 79).....	79	82
Number of female teachers—principals—(white, 41; colored, 3; total, 44).....	44	39
Number of male teachers—assistants—(white 7; colored, 0;) total.....	7	7
Number of female teachers—assistants—(white, 14; colored, 0; total, 14).....	14	16
<b>Total, (white, 131; colored, 13; total, 144).....</b>	<b>144</b>	<b>144</b>
Number of fenced lots.....	13	11
Number of schools having out-buildings.....	123	118
Number of schools having sufficient blackboards.....	115	115
Number of schools having good furniture.....	115	115
Number of terms schools were open (white, 3; colored, 3).....	3	3
Number of different pupils for the year, (males—white, 3,205; colored, 217; total, 3,422; females—white, 2,780; colored, 215; total, 2,995. Total for 1887—males, 3,533; females, 3,097.....	6,417	6,630
Number of pupils in average attendance (white, 3,377; colored, 197; total, 3,574).....	3,574	3,802

**NUMBER OF PUPILS.**

	Fall Term.	Winter Term.	Spring Term.	Summer Term.	
On roll.....	4,869	5,993	4,792	212	
Average attendance,	3,436	4,330	2,956	180	
				1887.	1886.
Number of pupils in 1st grade December 1st.....				1,061	1,810
“ 2d “.....				989	1,234
“ 3d “.....				1,282	1,603
“ 4th “.....				1,273	916
“ 5th “.....				720	569
“ 6th “.....				505	291
“ above 6th “.....				164	148
Number of pupils in book-keeping, 58; algebra, 254; philosophy, 152; drawing, 0; geometry, 98; physiology, 1,411; Latin, 8.					

SCHOOL HOUSES BUILT OR ENLARGED DURING THE YEAR.

Number of school.	District.	Brick or Frame.	Cost.	Length.	Width.	Height.	Square feet of black-board.	Out-buildings.	Fences.	Cost of furniture.
†5	5	Frame .....	\$500 00	33 ft.	26 ft.	11 ft.	72	Yes	No.	\$150
†6	7	Brick .....	250 00	24 "	26 "	11 "	72	"	"	100
‡4	8	Brick .....	2,500 00	60 "	52 "	13 "	250	"	"	300
†9	8	Stone .....	325 00	32 "	24 "	11 "	72	"	"	125

†Rebuilt after fire.

‡One additional room.

§Four rooms.

## CARROLL COUNTY—SCHOOL STATISTICS.

Attendance for the Year Ending June 30, 1888.

Number of school. Election district.	NAME OF TEACHER.	Fall Term.		Winter Term.		Spring Term.		Summer Term.		Different pupils.
		On roll.	Average daily attendance.	On roll.	Average daily attendance.	On roll.	Average daily attendance.	On roll.	Average daily attendance.	
1	H. O. Harner.....	29	19	44	30	36	18	.....	.....	45
2	Oliver M. Crouse.....	35	23	34	21	33	16	.....	.....	42
3	Harry L. Feeser.....	34	20	34	23	29	18	.....	.....	39
4	Joseph H. Harner....	23	12	31	22	27	13	.....	.....	31
5	John J. Reid.....	26	17	34	26	32	15	.....	.....	39
6	Levi D. Reid.....	136	96	139	111	125	85	40	36	139
6	James B. Galt.....	.....	.....	.....	.....	.....	.....	.....	.....	.....
6	G. May Forrest.....	.....	.....	.....	.....	.....	.....	.....	.....	.....
7	John T. Reck.....	39	28	55	40	42	26	.....	.....	55
8	Emma L. Reaver.....	37	20	46	34	36	19	.....	.....	49
9	Henry C. Wilt.....	23	14	35	24	33	18	.....	.....	40
10	J. A. Angell.....	56	42	57	45	51	38	.....	.....	58
1	Addie Spurrier.....	66	51	76	56	63	34	.....	.....	77
1	Laura V. J. Baxter.....	.....	.....	.....	.....	.....	.....	.....	.....	.....
2	A. H. Diffenbaugh....	53	41	60	48	39	26	.....	.....	61
3	D. B. Garber.....	36	26	41	34	31	20	.....	.....	43
4	Thomas Tipton.....	53	38	79	70	70	55	44	36	90
4	Simon P. Weaver.....	.....	.....	.....	.....	.....	.....	.....	.....	.....
5	William D. Ohler.....	53	42	64	50	59	40	.....	.....	67
6	J. Nevin Shriner.....	49	36	59	44	54	30	.....	.....	65
7	E. Lee Erb.....	25	16	34	25	26	16	.....	.....	34
8	Sarah E. Snyder.....	15	9	20	13	20	11	.....	.....	25
9	W. Lewis Fleagle....	47	31	53	41	44	33	.....	.....	62
1	J. Frank Byers.....	46	30	69	47	37	24	.....	.....	69
2	George W. Yeiser.....	77	57	82	72	72	56	.....	.....	82
2	Cecilia M. Shower.....	.....	.....	.....	.....	.....	.....	.....	.....	.....
3	N. T. Houck.....	40	22	40	30	31	17	.....	.....	41
4	M. T. Yeiser.....	30	16	43	30	38	22	.....	.....	43
5	Oliver J. Morelock....	21	15	29	23	25	15	.....	.....	31
6	Charles Bittle.....	60	51	72	62	58	35	.....	.....	90
7	James J. Harner.....	57	42	74	58	59	27	.....	.....	74
8	J. W. Slangenhaus....	41	35	52	40	38	22	.....	.....	56
9	Maggie E. Crass.....	32	22	41	31	34	20	.....	.....	44
10	Addison Morelock....	40	25	49	39	39	21	.....	.....	49
1	Rose B. Senseney.....	28	18	32	24	31	18	.....	.....	41
2	John W. Abbott.....	55	41	61	50	52	37	.....	.....	67
2	Jennie Bucher.....	.....	.....	.....	.....	.....	.....	.....	.....	.....
3	M. J. Abbott.....	36	22	43	29	28	18	.....	.....	44
4	Charles C. Bush.....	44	29	50	29	20	12	.....	.....	50
5	George H. Caple.....	40	28	51	33	45	33	.....	.....	56
5	Nellie Gorsuch.....	.....	.....	.....	.....	.....	.....	.....	.....	.....
6	Fannie Matthews.....	36	17	59	39	45	23	.....	.....	63
6	Ida F. Lockard.....	.....	.....	.....	.....	.....	.....	.....	.....	.....
7	Drach & Corbin.....	35	23	59	42	36	19	.....	.....	59
8	Grove J. Shipley.....	24	14	39	30	39	24	.....	.....	41



CARROLL COUNTY—SCHOOL STATISTICS.

Expenses for the Fiscal Year Ending September 30, 1888.

Number of school.	Election district.	Rent.	Fuel.	Repairs.	Other incidental ex- penses.	Furniture, black- boards, stoves.	Cost of books.	Teachers' salaries for the year.	Receipts from books.
1	1		\$19 77		\$8 82			\$240 00	\$14 40
2	1		15 58		8 90			210 00	1 35
3	1		17 18	\$15 16	15 38			240 00	5 60
4	1		22 07		10 33	\$0 90		180 00	6 05
5	1		17 51		8 76			240 00	6 68
6	1		59 50	40 40	33 23			680 00	27 70
6	1								
6	1								
7	1		21 75	2 75	9 57	75		270 00	1 75
8	1		16 44	9 16	7 10			210 00	21 38
9	1		13 50		76 6 00			270 00	8 03
10	1	\$30 00	8 21	4 00	6 75	56 75		210 00	16 69
1	2		52 54	16 32	16 20	75		424 33	69 34
1	2								
2	2		28 43		25 5 58			285 00	43 73
3	2		31 03		44 4 05			240 00	43 44
4	2		32 84	24 22	14 76	2 00		480 00	76 98
4	2								
5	2		4 00	2 30	9 18			210 00	28 92
6	2		13 93		28 7 90			180 00	30 43
7	2		21 43		90 12 00			180 00	35 61
8	2		22 38		30 7 75	38		240 00	5 88
9	2		15 66	27 50	6 77	27 90		240 00	16 90
1	3		22 38	2 24	11 34	23 03		255 00	42 07
2	3		43 80	43 31	15 53			450 00	57 10
2	3								
3	3		15 63	5 74	7 00	4 00		210 00	26 95
4	3		23 21	1 75	3 13	30		210 00	13 55
5	3		21 13		7 92			210 00	26 56
6	3		14 24		4 15	28 47		223 84	39 25
7	3		18 12		8 26	12 35		241 20	28 00
8	3		20 93		7 59	5 00		240 00	34 11
9	3		25 75		9 96	12 35		180 00	19 61
10	3		18 50	11 30	10 60	85 05		240 00	1 88
1	4		15 75		6 72			190 00	44 65
2	4		24 00		8 73			362 32	57 92
2	4								
3	4		43 00	9 52	2 58	2 35		180 00	28 47
4	4		19 25		9 65			180 00	63 00
5	4		35 66		10 30	4 50		253 60	49 87
5	4								
6	4		30 38	23 28	17 34	4 70		306 00	33 56
6	4								
7	4		12 00	1 37	3 39	16 28		230 00	45 12
8	4		15 00	2 52	2 17			210 00	28 07





## CARROLL COUNTY SCHOOL STATISTICS--Continued.

Attendance for the Year Ending June 30, 1888.

Number of school. Election district.	NAME OF TEACHER.	Fall Term.		Winter Term.		Spring Term.		Summer Term.		Different pupils.
		On roll.	Average daily attendance.	On roll.	Average daily attendance.	On roll.	Average daily attendance.	On roll.	Average daily attendance.	
9 7	Hoff & Nelson.....	51	32	67	45	41	27	.....	.....	77
10 7	Cornelia Buckingham.....	30	19	42	30	28	18	.....	.....	46
11 7	Irene Everhart.....	26	19	32	25	31	19	.....	.....	32
1 8	M. Elias Walsh.....	40	22	46	33	15	10	.....	.....	50
2 8	Lilah W. Miller.....	49	34	66	44	42	23	.....	.....	73
3 8	Amos R. Frank.....	29	18	36	27	34	22	.....	.....	36
4 8	W. Elmer Bailey.....	92	68	104	71	90	55	.....	.....	108
4 8	Edward Bolte.....	.....	.....	.....	.....	.....	.....	.....	.....	.....
5 8	Carrie B. Barrick.....	29	18	35	27	30	22	.....	.....	39
6 8	E. Eureka Cox.....	43	25	44	28	38	19	20	15	46
7 8	W. S. Leister.....	28	18	39	31	38	26	.....	.....	39
8 8	Joel Ebaugh.....	31	26	37	28	42	18	.....	.....	38
9 8	Joel Sykes.....	40	28	*41	*41	29	16	.....	.....	41
10 8	G. W. Everhart.....	32	24	48	35	38	27	.....	.....	48
1 9	Corydon Dorsey.....	55	41	60	44	57	45	.....	.....	63
2 9	Lizzie A. Warfield.....	19	13	24	14	18	9	.....	.....	25
3 9	Davis & Selby.....	27	18	43	24	30	21	.....	.....	44
4 9	Lillian H. Trayer.....	33	19	53	35	49	26	.....	.....	59
5 9	Jacob Farver.....	33	22	39	27	33	22	.....	.....	43
6 9	Mary E. Polster.....	34	23	48	34	37	18	.....	.....	48
7 9	Wm. T. Wilson.....	30	21	46	32	39	19	.....	.....	46
8 9	George A. Davis.....	37	27	39	24	25	11	.....	.....	48
9 9	Lewis A. Koontz.....	36	30	44	38	35	27	.....	.....	46
10 9	Andrew Albaugh.....	24	20	30	25	28	22	.....	.....	32
1 10	Theo. M. Buffington..	31	24	42	32	35	21	.....	.....	49
2 10	Harry C. Miller.....	59	48	58	44	30	17	.....	.....	68
3 10	Debbie S. Shank.....	40	27	46	29	27	15	.....	.....	52
4 10	Jessie M. Hann.....	32	24	41	27	29	11	.....	.....	42
5 10	Ella C. Smith.....	40	32	54	40	47	31	.....	.....	58
6 10	Emma F. Wolf.....	39	31	37	25	37	23	.....	.....	42
1 11	Wm. K. Franklin.....	57	41	70	52	62	45	.....	.....	84
1 11	Clara L. Smith.....	.....	.....	.....	.....	.....	.....	.....	.....	.....
2 11	Marion R. Forney....	34	28	41	30	36	22	.....	.....	47
3 11	Chas. W. Otto.....	20	14	29	23	21	12	.....	.....	30
4 11	Julia C. McSwiney...	51	36	60	36	48	27	.....	.....	65
5 11	Grinder & Sellman...	44	32	47	32	42	31	.....	.....	52
6 11	E. E. Lovell.....	41	33	60	48	51	37	.....	.....	63
1 12	R. L. Rinehart.....	105	80	110	81	79	58	.....	.....	112
1 12	Amanda Root.....	.....	.....	.....	.....	.....	.....	.....	.....	.....
2 12	Emma L. Eckard.....	48	37	60	34	41	21	.....	.....	66
3 12	Jesse F. Billmyer....	37	31	43	34	35	22	.....	.....	43
		4602	3265	5604	4091	4490	2775	212	180	5985

\* A remarkable fact.

CARROLL COUNTY SCHOOL STATISTICS—Continued.

Expenses for the Fiscal Year Ending September 30, 1888.

Number of school. Election district.	Rent.	Fuel.	Repairs.	Other incidental ex- penses.	Furniture, black- boards, stoves.	Cost of books.	Teachers' salaries for the year.	Receipts from books.
9 7		\$37 86	\$0 68	\$11 50			\$260 00	\$50 28
10 7		17 64	9 62	12 37	\$38 50		210 00	23 48
11 7		38 15		4 50	167 56		182 00	33 05
1 8		16 00	50	10 35			240 00	29 88
2 8		20 78	20	5 55			260 00	22 38
3 8		33 02	19 09	7 81	17 55		180 00	23 45
4 8		19 37	9 60	14 74			450 00	91 86
4 8								
5 8		26 27		5 70			240 00	35 05
6 8		21 38	2 75	5 33			270 00	30 19
7 8		43 83	7 62	7 94			150 00	35 83
8 8		12 15	35	11 45	32 18		240 00	48 25
9 8	\$24 00	12 38	2 72	8 95	1 00		240 00	34 26
10 8		22 50	50	9 39	27 33		270 00	56 00
1 9		38 75	62 52	10 96	75		370 00	91 92
2 9		15 00		9 03			270 00	16 30
3 9		17 25		10 91	10 30		270 00	21 73
4 9		12 00	50	9 36			210 00	36 77
5 9		10 75	50	6 75	50		210 00	29 05
6 9		17 19		3 65			180 00	19 83
7 9		22 00	8 24	3 50			240 00	16 02
8 9		18 00	10 24	7 06			210 00	26 86
9 9		16 39		4 31	139 85		180 00	20 95
10 9 10 50		31 99		4 08	24 35		162 00	20 20
1 10		20 50	53 18	8 75			180 00	36 25
2 10		22 55	19 97	10 44	13 50		158 20	54 04
3 10		29 16	11 82	9 90			180 00	23 55
4 10		19 28		8 60			180 00	20 58
5 10		19 80	25	10 15			210 00	28 20
6 10	30 00	28 38	1 50	6 20			240 00	40 75
1 11		53 47	11 40	18 65			480 00	72 03
1 11								
2 11		29 39	15	9 23	10 53		270 00	39 99
3 11		21 31	1 50	5 75			240 00	31 57
4 11		26 36		13 90			210 00	44 69
5 11		12 35		8 55			200 00	61 43
6 11		20 79	08	9 66			180 00	65 60
1 12		32 62	5 25	21 99			450 00	136 08
1 12								
2 12		33 59	2 50	17 16			210 00	69 88
3 12		22 75		2 50			240 00	58 85
	119 50	2,542 02	815 53	968 90	1,034 95		28,154 52	4,177 95

## CARROLL COUNTY—COLORED SCHOOL STATISTICS.

Attendance for the Year Ending June 30, 1888.

Number of school.	Election district.	NAME OF TEACHER.	Fall Term.		Winter Term.		Spring Term.		Summer Term.		Different pupils.
			On roll.	Average daily attendance.	On roll.	Average daily attendance.	On roll.	Average daily attendance.	On roll.	Average daily attendance.	
1	1	William E. Burke . . . .	23	19	26	22	27	18	.....	.....	27
1	2	Charles Crampton . . . .	19	14	34	20	23	11	.....	.....	34
1	4	William S. Gamber . . . .	21	13	27	18	27	17	.....	.....	30
1	5	Wesley F. Barnes . . . .	22	17	35	23	30	23	.....	.....	35
2	5	Henderson & Haupt . . . .	25	17	39	21	29	12	.....	.....	42
1	7	Mark Yingling . . . . .	40	20	39	19	35	14	.....	.....	52
2	7	Warden & Roberts . . . .	.....	.....	33	18	32	27	.....	.....	33
3	7	John B. Summers . . . .	.....	.....	33	21	.....	.....	.....	.....	33
1	9	Harry Harps . . . . .	20	9	31	16	18	6	.....	.....	36
2	9	Robert E. Barnes . . . .	20	16	16	14	15	13	.....	.....	21
3	9	Adelaide Chambers . . . .	27	18	22	14	20	14	.....	.....	29
1	11	Anna Townsend . . . . .	13	10	23	14	18	12	.....	.....	23
1	12	Thomas F. McCann . . . .	37	18	31	19	28	14	.....	.....	37
			267	171	389	239	302	181	.....	.....	432

CARROLL COUNTY—COLORED SCHOOL STATISTICS.

Expenses for the Fiscal Year Ending September 30, 1888.

Number of school.	Election district.	Rent.	Fuel.	Repairs.	Other incidental ex-penses.	Furniture, black-boards, stoves.	Cost of books.	Teachers' salaries for the year.	Receipts from books.
1	1	\$27 00	\$20 42	.....	\$3 90	.....	.....	\$180 00	\$0 25
1	2	.....	42 34	.....	4 28	\$18 00	.....	157 50	26 57
1	4	10 00	11 25	\$1 25	6 75	.....	.....	150 00	11 26
1	5	10 00	13 50	.....	5 88	.....	.....	210 00	23 66
2	5	10 00	16 50	.....	3 12	5 25	.....	150 00	17 51
1	7	.....	18 83	3 64	4 73	4 70	.....	232 00	20 74
2	7	.....	28 88	.....	4 00	30 60	.....	130 00	23 39
2	7	.....	20 75	.....	2 10	1 25	.....	72 00	13 15
1	9	10 00	9 00	.....	6 25	2 75	.....	150 00	8 57
2	9	.....	8 74	.....	6 50	.....	.....	210 00	8 25
3	9	9 99	22 31	.....	52	.....	.....	180 00	15 25
1	11	.....	15 39	1 25	4 91	.....	.....	230 00	21 64
1	12	.....	10 57	.....	2 75	.....	.....	180 00	22 05
		76 99	238 48	6 14	55 69	63 30	.....	2,231 50	212 29

CARROLL COUNTY—*Statement of Receipts and Disbursements for Public School Purposes for Year Ending September 30, 1888.*

RECEIPTS.

Balance on hand, September 30, 1887 .....	\$15 66
State school tax.....	13,844 79
State free school fund.....	2,126 82
County school tax—.. cents on the dollar.....	21,000 00
Amount of levy.....	\$21,000
Interest on investments—ground rents (2 years).....	82 17
Fines and forfeitures.....	250 00
Book fees .....	4,390 24
Sales of books and other property .....	149 29
State appropriation to colored schools.....	1,167 52
County Commissioners for special term of school.....	5,000 00
Sales of old school-houses:	
Fairmount.....	62 70
Cabbage Spring.....	136 50
West End.....	375 00
Borrowed .....	5,500 00
	<hr/>
	\$54,100 69

DISBURSEMENTS.

Teachers' salaries (white schools).....	\$28,154 52
Fuel.....	2,542 02
Incidental expenses of schools.....	968 90
Rent.....	119 50
Books and stationery .....	3,822 13
Building school-houses.....	6,337 98
Repairing school-houses.....	815 53
Furniture, black-boards and stoves.....	1,034 95
Interest.....	929 77
Salary of Secretary, Treasurer and Examiner ..	1,200 00
Salary of Assistant Treasurer and Examiner....	500 00
Per diem of School Commissioners.....	500 00
Office expenses and account books.....	147 28
Printing and advertising.....	124 65
Paid to colored schools.....	2,672 10
Counsel fees.....	50 00
Insurance.....	10 56
Auctioneering sale.....	5 00
State teachers' meetings.....	35 00
Freight, Drayage and cases.....	119 37
Paid on debt.....	4,000 00
Balance cash on hand.....	11 43
	<hr/>
	\$54,100 69

CARROLL COUNTY COLORED SCHOOLS—*Receipts and Disbursements for the Year Ending September 30, 1888.*

RECEIPTS.

Amount received from State Treasurer.....	\$1,167 52
"    "    County School Board.....	1,292 29
Book fees .....	212 29
	<hr/>
	\$2,672 10

DISBURSEMENTS.

Paid for teachers' salaries.....	\$2,231 50
Incidental expenses.....	55 69
Rent.....	76 99
Fuel .....	238 48
Repairs, \$6.14; furniture, \$63.30.....	69 44
	<hr/>
	\$2,672 10



CECIL COUNTY.

SUMMARY OF SCHOOL STATISTICS.

For Year Ending June 30, 1888.

1888.

Number of school-houses.....	84
(Frame, 60; brick, 13; log, 0; stone, 11; total, 84.)	
Number of male teachers—principals—(white, 15; colored, 4) total.....	19
Number of female teachers—principals—(white, 62; colored, 9) total.....	71
Number of female teachers—assistants—(white, 31; colored, 0) total.....	31
Total (white, 108; colored, 13; total, 121).....	121
Number of fenced lots.....	35
Number of schools having out-buildings.....	78
Number of schools having sufficient black boards.....	72
Number of schools having good furniture.....	82
Number of terms schools were open.....	4
Number of different pupils for the year (males—white, 4,898; colored, 679) total.....	5,577
Number of pupils in average attendance.....	2,734
Number of official visits paid by Examiner.....	146

NUMBER OF PUPILS.

	Fall Term.	Winter Term.	Spring Term.	Summer Term.
On roll.....	3,851	4,393	3,854	3,414
Average attend..	2,880	3,100	2,629	2,326

1888.

Number of pupils in 1st grade December 1st.....	699
“ 2d “.....	613
“ 3d “.....	716
“ 4th “.....	786
“ 5th “.....	818
“ 6th “.....	616
“ above 6th “.....	129

Number of pupils in book-keeping, 130; algebra, 227; philosophy, 209; drawing, 80; geometry, 77; physiology, 694; Latin, 24.

SCHOOL HOUSES BUILT OR ENLARGED DURING THE YEAR.

No. of school, 1; district, 3; frame; cost, \$800.33; length, 30 ft; width, 24 ft.; height, 12 ft.; square feet of black-board, 84; out-buildings, yes; fences, no.

No. of school, 1—col.; district, 7; frame; cost, \$959.50; length, 36 ft.; width, 28 ft.; height, 12 ft.; square feet of black-board, 88; out-buildings, yes; fences, no.

## CECIL COUNTY—SCHOOL STATISTICS.

Attendance for the Year Ending June 30, 1888.

Number of school.	Election district.	NAME OF TEACHER.	Fall Term.		Winter Term.		Spring Term.		Summer Term.		Different pupils.
			On roll.	Average daily attendance.	On roll.	Average daily attendance.	On roll.	Average daily attendance.	On roll.	Average daily attendance.	
1	1	Emma A. Dake.....	43	33	47	24	36	24	37	23	65
2	1	Jennie F. Packard...	45	30	41	22	41	25	46	26	59
3	1	Mary Price.....	21	17	23	18	26	21	29	22	52
4	1	C. L. Saylor.....	80	58	84	58	72	50	71	47	122
5	1	Henry Weber.....	24	18	22	15	23	12	22	18	27
6	1	Ella G. Wilson.....	48	36	52	35	41	25	36	25	62
7	1	Bella R. Galbraith...	26	20	26	17	27	18	28	20	44
8	1	Sallie R. Miller.....	21	14	24	14	21	14	21	17	42
1	2	Mary W. Anderson...	18	15	20	13	16	9	17	11	28
2	2	Clara McCoy.....	34	25	43	27	43	24	36	32	51
3	2	Helen A. McCauley...	34	24	43	28	36	25	28	20	49
4	2	Helen Hasson.....	21	16	22	15	16	10	9	8	26
5	2	F. E. Williams.....	141	110	134	103	133	89	101	77	141
6	2	John W. Cavender...	18	14	19	15	20	13	15	7	21
7	2	Closed.....									
8	2	Mary E. Milburn.....			14	8					14
1	3	Fannie W. Walmsly..	26	16	32	16	27	16	26	13	43
2	3	Sadie F. Nicoll.....	36	22	44	27	46	21	34	18	55
3	3	George A. Steele.....	210	164	221	157	216	133	190	121	246
4	3	Carrie E. Liggett....	42	31	34	28	34	24	22	18	43
5	3	Mary Cosgrove.....	20	16	31	24	23	17	21	15	35
6	3	Sarah W. Bromall....	18	8	14	11	16	8	14	10	23
7	3	H. W. D. Johnson....	48	36	68	41	48	23	39	20	81
8	3	Hattie Evans.....	29	22	30	22	21	10			33
9	3	Maggie E. McVey....	31	26	36	29	32	19	27	17	41
10	3	Bessie Miller.....	27	17	28	19	26	13	19	14	33
1	4	Martha Biddle.....	78	64	87	68	77	62	77	53	97
2	4	Rachel Harlan.....	47	38	41	26	33	23	48	38	65
3	4	Libbie M. Hayes.....	64	53	62	47	58	47	58	46	91
4	4	Georgia Harlan.....	36	28	41	28	35	26	35	25	58
5	4	Mollie A. E. Phillips..	43	30	52	31	43	23	38	27	67
6	4	Mary Anderson.....	16	14	24	22	22	20	31	29	39
7	4	Eva Vinsinger.....	36	25	39	22	26	16	21	14	50
8	4	Annie R. Ramsey....	39	33	39	26	32	19	30	24	44
9	4	Jennie R. Anderson..	51	44	56	50	56	53	42	34	68
1	5	Sadie McNamee.....	21	14	21	12	19	10	14	8	24
2	5	Sue Ferguson.....	20	15	33	30	19	14	16	10	36
3	5	Lottie A. Gamble....	22	13	31	17	26	22	16	7	35
4	5	Lizzie Paul.....	19	13	21	10	17	7	18	11	32
5	5	Geo. Mattingley....	236	185	250	192	227	166	184	125	298
6	5	Annie M. Nowland...	34	26	35	24	23	15	21	10	45
7	5	Dora B. Quigley.....	41	30	41	24	31	21	32	20	57
8	5	Lizzie McDowell....	34	24	37	25	35	18	34	19	40
9	5	Carrie C. Reilholtz...	37	29	41	27	36	23	32	20	60
10	5	Anna L. Paul.....	64	50	64	49	59	39	48	32	85

CECIL COUNTY—SCHOOL STATISTICS.

Expenses for the Fiscal Year ending September 30, 1888.

Number of school.	Election district.	Rent.	Fuel.	Repairs.	Other incidental expenses.	Furniture, blackboards, stoves.	Cost of books.	Teachers' salaries for the year.	Receipts from books.
1	1		\$25 80	\$4 83	\$9 12		\$65 31	\$239 00	\$98 50
2	1		25 80		5 32		29 79	321 00	55 00
3	1		20 85		12 57		41 17	309 00	68 00
4	1		40 31	10 67	33 69	\$0 40	132 24	753 43	266 00
5	1		9 68		50	17 76	16 89	303 62	90 00
6	1		17 74	3 00	3 77		102 97	346 00	106 00
7	1		27 41	50	19 36		67 22	294 00	86 00
8	1		16 13		2 89	35	30 01	308 00	58 00
1	2		14 00		4 78	14 13	39 41	274 53	53 00
2	2		19 60	50	2 38	14 50	79 03	346 00	122 00
3	2		16 80		4 20	5 10	71 52	353 00	95 00
4	2		16 80		1 75	50	28 64	282 00	41 00
5	2		96 40	168 68	46 02		220 92	1,459 03	375 00
6	2		6 00	2 00	2 20		39 77	311 00	45 00
7	2								
8	2			1 35	1 93		10 45	63 00	12 00
1	3		17 70		19 38		17 58	280 00	67 00
2	3		17 70		3 56	25	15 08	351 00	26 00
3	3		72 30	19 21	27 65	4 00	119 13	1,448 00	219 00
4	3		23 60	1 00	4 62		32 35	347 00	62 00
5	3		14 70	14 50	1 79	80	35 89	275 00	56 00
6	3		11 80		2 50	1 00	5 29	258 00	47 00
7	3		11 80	14 59	20		44 40	277 00	20 75
8	3		24 60		1 00		24 18	220 00	43 00
9	3		14 70		5 87		2 17	309 00	47 00
10	3		19 20	3 64	1 00		16 69	325 00	23 00
1	4		31 00	46 57	10 90	18 38	95 09	683 00	96 50
2	4		7 95	7 26	70	21 73	25 80	359 00	76 00
3	4		28 45	64	5 00	1 20	29 66	654 97	147 00
4	4		17 85	19	20	85	70 64	356 00	77 00
5	4	\$4 00	31 25	90 61	7 95		10 14	380 00	83 00
6	4		17 85		5 35		29 91	332 00	85 00
7	4	1 50	20 73	15 50	1 70		12 96	300 00	42 00
8	4		18 60	2 60	2 75		31 66	332 00	58 00
9	4		17 85		5 87		41 51	444 60	51 00
1	5		17 97		3 20		4 04	263 70	39 00
2	5	5 00	18 97	1 35	4 00			265 10	26 00
3	5		17 97		1 18		23 75	276 00	42 00
4	5		17 97		7 49			266 00	10 00
5	5	58 00	64 15	3 95	29 59	22 82	144 76	1,931 46	203 25
6	5			70	11 92		2 93	318 00	56 00
7	5	4 00	23 96	22 00	3 80		16 21	306 00	35 00
8	5		17 97	9 91	35		6 49	296 00	42 50
9	5		21 72	25	6 46		8 73	360 00	51 00
10	5		24 96		2 00		33 19	595 19	76 00

## CECIL COUNTY SCHOOL STATISTICS—Continued.

Attendance for Year Ending June 30, 1888.

Number of school.	Election District.	NAME OF TEACHER.	Fall Term.		Winter Term.		Spring Term.		Summer Term.		Different pupils.
			On roll.	Average daily attendance.	On roll.	Average daily attendance.	On roll.	Average daily attendance.	On roll.	Average daily attendance.	
11	5	Fannie M. Mahoney..	53	38	42	26	37	24	46	26	67
12	5	Jennie W. Johnson...	9	8	10	9	10	9	10	5	10
13	5	Ella M. Staats.....	51	39	62	46	61	36	54	36	70
1	6	Jennie E. Brickley...	26	21	32	24	21	14	21	18	43
2	6	Maud V. Thompson...	40	34	41	33	32	25	33	27	61
3	6	Ella R. Haines.....	48	38	50	30	29	16	31	21	64
4	6	H. L. Owens.....	60	41	74	51	65	42	60	40	92
5	6	M. T. Hanna.....	46	30	61	40	52	24	28	19	75
6	6	B. R. Hanna.....	64	53	68	55	60	49	59	47	83
7	6	C. C. Pyle.....	36	25	46	33	42	29	31	19	57
8	6	Bertie Graham.....	32	24	31	25	34	21	30	23	42
9	6	Edith B. Stubbs.....	31	24	36	28	31	24	26	22	46
10	6	Rose Graham.....	43	35	59	43	45	29	38	24	65
11	6	Hattie V. Jackson....	19	11	26	18	26	15	18	13	40
1	7	Debbie Jackson.....	68	52	71	52	61	40	41	29	81
2	7	S. J. Tammany.....	87	72	103	75	103	74	86	57	117
3	7	Anna R. Ward.....	59	41	68	43	58	32	46	28	77
4	7	Annie Quinn.....	38	19	32	23	33	16	24	14	53
5	7	James Thomas, Jr....	197	149	201	150	200	139	185	110	243
6	7	Emma L. Brown.....	43	35	47	34	46	32	48	37	56
7	7	Ella V. Thompson....	32	21	41	26	31	18	27	20	49
1	8	Belle Stewart.....	36	19	60	44	51	36	31	17	63
2	8	M. S. McNamee.....	40	29	65	46	66	44	36	17	79
3	8	J. L. Crothers.....	42	27	79	55	75	49	55	33	84
4	8	V. H. Watts.....	54	25	64	42	64	39	53	28	95
1	9	Harriet L. Johnson...	38	28	46	32	38	29	31	21	54
2	9	Eleanor H. Nesbitt...	20	14	21	16	18	12	20	12	35
3	9	Ruth Sidwell.....	32	26	36	29	36	24	31	22	48
4	9	Lizzie Richards.....	41	35	41	31	36	27	41	36	58
5	9	Mary Cameron.....	21	18	20	16	20	12	21	18	50
6	9	Annie M. Tyson.....	30	26	29	23	28	21	24	19	37
7	9	Mary A. Paul.....	26	21	26	19	26	19	24	17	32
8	9	Lena White.....	34	27	40	32	36	28	35	26	45
			3495	2621	3895	2765	3385	2315	3028	2052	4898

CECIL COUNTY SCHOOL STATISTICS—Continued.

Expenses for the Fiscal Year Ending September 30, 1888.

Number of school. Election district.	Rent.	Fuel.	Repairs.	Other incidental ex- penses.	Furniture, black- boards, stoves.	Cost of books.	Teachers' salaries for the year.	Receipts from books.
11 5	.....	\$17 97	.....	\$2 88	\$0 25	\$61 13	\$348 00	\$37 00
12 5	.....	19 25	.....	2 37	.....	.....	294 67	27 00
13 5	.....	31 70	\$4 96	7 08	2 25	65 26	602 55	30 00
1 6	.....	17 10	7 42	.....	.....	3 52	315 00	28 00
2 6	.....	25 80	2 73	4 60	.....	31 19	339 00	54 50
3 6	.....	28 50	2 00	.....	90	48 52	312 00	82 00
4 6	.....	34 20	23 67	9 97	35	64 49	622 00	66 00
5 6	.....	25 30	32	12 28	.....	77 02	445 75	36 00
6 6	.....	36 70	12 97	10 66	7 92	123 81	716 30	156 00
7 6	.....	24 80	8 39	3 12	.....	42 61	364 00	21 00
8 6	.....	17 10	2 90	70	1 18	15 74	288 00	47 00
9 6	.....	22 80	137 83	63	5 37	32 89	325 44	36 50
10 6	.....	23 30	1 50	3 73	10	59 95	344 00	40 60
11 6	.....	22 80	4 50	6 30	.....	22 45	306 00	29 00
1 7	.....	30 30	4 00	9 60	73	75 76	631 00	73 00
2 7	.....	53 10	3 72	7 32	.....	185 30	756 00	124 00
3 7	.....	23 80	16 30	2 17	1 74	21 42	534 63	45 50
4 7	.....	24 80	.....	6 50	2 10	24 26	343 00	24 00
5 7	\$14 17	230 50	17 42	26 20	156 47	180 95	1,752 00	278 50
6 7	.....	25 30	2 00	25	65	42 06	371 00	79 00
7 7	.....	24 05	.....	8 17	85	50 30	331 00	23 00
1 8	.....	35 40	48	7 10	1 00	42 78	410 50	25 00
2 8	.....	34 75	80	3 40	1 30	34 65	496 85	40 50
3 8	.....	40 98	16 10	.....	85	79 54	548 15	53 00
4 8	.....	36 50	.....	9 42	2 88	28 66	496 26	12 00
1 9	.....	23 80	56	21 48	.....	6 25	312 00	21 00
2 9	.....	20 35	1 75	4 45	.....	17 00	264 00	31 00
3 9	1 00	26 55	06	16 15	.....	41 16	316 00	78 00
4 9	.....	29 75	9 99	45	11 31	15 76	334 38	67 00
5 9	.....	24 55	.....	6 83	.....	9 16	268 00	57 00
6 9	.....	18 85	.....	3 00	.....	4 28	340 00	66 00
7 9	.....	24 80	12 79	2 10	.....	13 66	330 00	18 00
8 9	.....	18 85	2 00	2 95	.....	30 16	346 00	85 00
	87 67	2092 89	739 16	520 32	321 97	3427 26	33,575 11	5,348 60

## CECIL COUNTY—COLORED SCHOOL STATISTICS.

Attendance for the Year Ending June 30, 1888.

Number of school. Election district.	NAME OF TEACHER.	Fall Term.		Winter Term.		Spring Term.		Summer Term.		Different pupils.
		On roll.	Average daily attendance.	On roll.	Average daily attendance.	On roll.	Average daily attendance.	On roll.	Average daily attendance.	
1 1	Wm. A. Patterson....	31	25	31	21	47	28	36	20	74
1 2	Matilda Hackerson...	18	13	27	11	20	10	13	8	38
2 2	Alice S. Benson. ....	21	17	42	27	39	25	24	19	43
1 3	Julia S. Songow.....	62	53	82	72	82	74	61	54	99
1 4	Carrie A. Turner.....	16	9	13	6	13	7	.....	.....	18
1 5	James Stewart.....	20	12	22	15	21	12	19	11	23
2 5	Melotta Valentine....	26	20	34	22	35	24	23	19	42
1 6	Suidie G. Hall.....	20	16	27	17	30	19	26	19	33
1 7	Howard Summers....	41	34	77	48	73	48	68	48	98
2 7	W. S. Johnson.....	34	26	44	30	36	29	25	20	58
1 8	C. J. Flanders.....	39	19	51	38	47	25	42	24	73
2 8	L. G. Johnson.....	16	7	16	11	.....	.....	32	21	38
1 9	Josie S. Gale.....	12	8	32	17	26	13	17	11	42
		356	259	498	335	469	314	386	274	679

CECIL COUNTY—COLORED SCHOOL STATISTICS.

Expenses for the Fiscal Year Ending September 30, 1888.

Number of school.	Election district.	Rent.	Fuel.	Repairs.	Other incidental expenses.	Furniture, blackboards, stoves.	Cost of books.	Teachers' salaries for the year.	Receipts from books.
1	1	.....	\$29 13	\$1 55	\$10 38	\$1 65	\$63 44	\$314 00	\$131 00
1	2	.....	19 60	.....	28	.....	8 36	264 00	49 00
2	2	.....	19 35	1 00	5 13	17 86	14 59	308 67	74 00
1	3	.....	25 30	75	75	10 40	79 59	418 00	68 00
1	4	.....	17 85	1 00	3 89	1 42	22 03	181 38	17 50
1	5	\$31 16	15 43	.....	2 50	50	23 22	264 16	15 00
2	5	.....	20 97	65	1 52	.....	14 12	319 00	59 50
1	6	.....	5 00	6 19	.....	.....	.....	280 00	.....
1	7	15 00	26 89	.....	22 45	21 25	18 75	591 00	47 00
2	7	60 00	39 91	12 33	2 50	73	35 47	311 00	13 00
1	8	.....	20 65	25 30	1 28	10 00	16 11	330 00	13 00
2	8	20 00	17 70	3 20	2 50	.....	10 29	212 00	6 00
1	9	.....	18 40	5 00	25	.....	6 37	261 30	42 00
		126 16	276 18	56 97	53 43	63 81	312 34	4,054 51	536 00

CECIL COUNTY—*Statement of Receipts and Disbursements for Public School Purposes for Year Ending September 30, 1888.*

RECEIPTS.

Balance on hand, September 30, 1888 .....	\$179 79
State school tax.....	11,973 66
State free-school fund.....	1,835 82
County school tax— . . cents on the \$100.....	39,708 80
Fines and forfeitures.....	380 00
Book fees .....	5,884 50
State appropriation to colored schools.....	2,105 88
	<hr/>
	\$62,068 45

DISBURSEMENTS.

Teachers' salaries.....	\$37,629 62
Fuel.....	2,369 07
Incidental expenses of schools .....	572 75
Rent .....	213 83
Books and stationery.....	4,444 71
Building school-houses.....	3,322 14
Repairing school-houses .....	833 37
Furniture, black-boards and stoves.....	385 78
Salary of Secretary, Treasurer and Examiner..	1,250 00
Per diem of School Commissioners.....	300 00
Printing and advertising .....	127 12
Insurance .....	80 20
Freights, etc.....	262 00
Commissioners' fees.....	100 00
Incidentals not included in above account.....	127 80
Balance cash on hand.....	10,050 06
	<hr/>
	\$62,068 45

CECIL COUNTY COLORED SCHOOLS—*Receipts and Disbursements for the Year Ending September 30, 1888.*

RECEIPTS.

Amount received from State Treasurer.....	\$2,105 88
“ “ County School Board.....	2,301 52
Books.....	536 00
	<hr/>
	\$4,943 40

DISBURSEMENTS.

Paid for teachers' salaries.....	\$4,054 51
Incidental expenses.....	53 43
Rent .....	126 16
Fuel.....	276 18
Books and stationery.....	312 34
Furniture .....	63 81
Repairs.....	56 97
	<hr/>
	\$4,943 40



CHARLES COUNTY.

SUMMARY OF SCHOOL STATISTICS.

For School Year ending June 29, 1888.

	1887.
Number of school-houses owned by the County, 64; rented, 1; total.....	65
Number of male teachers—principals—(white, 24; colored, 5; total, 29).....	29
Number of female teachers—principals—(white, 18; colored, 18; total, 36).....	36
Number of male teachers—assistants—(white, 0; colored, 1; total, 1).....	1
Number of female teachers—assistants—(white, 0; colored, 1; total, 1).....	1
Total, (white, 42; colored, 25; total, 67).....	67
Number of fenced lots .....	2
Number of schools having out-buildings.....	3
Number of schools having sufficient black-boards .....	64
Number of schools having good furniture.....	45
Number of terms schools were open (white, 4, or 10 months; colored, 9 months).....	
Number of different pupils for the year (males—white, 734; colored, 638; total, 1,372; females—white, 699; colored, 696; total, 1,395).....	2,767
Number of pupils in average attendance.....	1,064
Number of pupils over 16 years of age.....	7
Number of official school visits paid by Examiner.....	73

NUMBER OF PUPILS.

	Fall Term.	Winter Term.	Spring Term.	Summer Term.
On roll.....	1,780	2,110	2,148	2,116
Average attendance,	904	1,089	1,101	1,167

		1887.	1888.
Number of pupils in 1st grade December 1st.....		666	647
“ 2d “ .....		340	421
“ 3d “ .....		347	408
“ 4th “ .....		256	342
“ 5th “ .....		186	217
“ 6th “ .....		71	102
“ above 6th “ .....			84

Number of pupils in book-keeping, 7; algebra, 24; philosophy, 26; drawing, 0; geometry, 3; physiology, 22; Latin, 2.

SCHOOL HOUSES BUILT OR ENLARGED DURING THE YEAR.

No. of school, 3; district, 6; frame; cost, \$400.00; length, 28 ft.; width, 20 ft.; height, 10 ft.; out-buildings, no; fences, no.

No. of school, 1—col.; district, 2; frame; cost, \$285.50; length, 24 ft.; width, 20 ft.; height, 10 ft.; out-buildings, no; fences, no; cost of furniture, \$20.00.

CHARLES COUNTY—SCHOOL STATISTICS.

Attendance for Year Ending June 30, 1888.

Number of school. Election district.	NAME OF TEACHER.	Fall Term.		Winter Term.		Spring Term.		Summer Term.		Different pupils.
		On roll.	Average daily attendance.	On roll.	Average daily attendance.	On roll.	Average daily attendance.	On roll.	Average daily attendance.	
1 1	Josephine Brawner...	23	14	20	12	20	13	22	15	26
2 1	C. P. Carrico.....	23	15	27	22	29	20	32	20	33
3 1	{ W. L. Padgett.... } { Mattie E. Farral.. }	43	26	43	30	40	27	44	26	54
4 1	Clara E. Semmes....	28	18	37	23	36	20	35	20	44
1 2	{ G. O. Carpenter... } { J. M. Harvey..... }	11	4	15	8	17	12	17	8	19
2 2	F. A. Hanson.....	17	5	21	8	27	10	20	11	29
3 2	M. L. Jones.....	32	17	35	20	39	17	35	13	42
4 2	Wm. F. Brawner....	17	6	19	8	23	9	23	15	27
1 3	Ella R. Wheeler....	13	4	24	12	25	12	19	7	32
2 3	J. J. Wheeler.....	11	3	12	6	12	5	19	7	21
3 3	W. A. Smith.....	20	6	20	14	22	9	20	9	24
4 3	S. B. Dunnington...	18	9	20	12	24	13	26	18	38
5 3	P. P. Williams.....	22	8	29	12	37	22	24	11	37
6 3	{ M. E. Farrall..... } { Jessie F. Smith... }	21	8	20	11	17	11	15	9	23
1 4	J. E. Stone.....	21	15	21	9	15	5	16	7	27
2 4	Emma S. Dent.....	20	10	28	15	24	11	21	11	35
3 4	John W. Posey.....	29	10	35	21	34	14	23	12	38
4 4	{ Annie Chunn..... } { Mary C. Shaw..... }	28	15	30	18	25	12	27	18	31
5 4	F. M. Carpenter....	25	14	36	24	36	22	27	17	37
1 5	F. M. Perry.....	23	11	34	16	33	15	30	16	46
2 5	H. Clay Dent.....	29	18	28	18	20	13	48	32	50
3 5	Lizzie A. Luckett....	25	13	31	16	28	15	31	14	33
1 6	Lizzie F. Mitchell....	43	26	43	12	44	22	40	26	58
2 6	V. K. Pennington...	34	19	36	18	33	15	33	17	43
3 6	L. M. Monroe.....	17	8	20	7	13	6	17	6	29
4 6	Ruth Edelen.....	28	13	34	15	30	9	32	13	40
5 6	Bessie Hodges.....	24	13	31	11	25	11	21	12	33
6 6	Mollie E. Dement....	29	14	28	16	29	14	29	18	36
1 7	{ J. W. Halley..... } { Cecie Halley..... }	18	8	16	7	11	6	11	7	25
2 7	W. E. W. Rowe.....	29	15	27	17	27	16	26	20	29
3 7	J. R. R. McCarthy....	18	8	21	7	23	7	21	10	29
4 7	George Taylor.....	30	14	27	14	26	10	33	19	37
1 8	Sallie B. Pennington.	17	11	23	12	22	13	26	17	29
2 8	{ B. F. Beall..... } { Lula McDaniel.... }	21	12	18	11	21	7	21	9	21
3 8	M. A. Burch.....	29	16	40	19	43	20	46	25	53
4 8	S. S. Mudd.....	31	18	43	24	40	20	31	18	45
5 8	{ Estelle Keech.... } { Cora Berry..... }	29	16	24	9	28	11	32	11	32

CHARLES COUNTY—SCHOOL STATISTICS.

Expenses for the Fiscal Year Ending September 30, 1888.

Number of school. Election district.	Rent.	Fuel.	Repairs.	Other incidental ex- penses.	Furniture, black- boards, stoves.	Cost of books.	Teachers' salaries for the year.	Receipts from books.
1 1		\$7 25					\$300 00	
2 1		10 75	\$31 59	\$0 50			300 00	
3 1		9 00		1 80			298 55	\$1 15
4 1		3 00	61 26	1 05			297 28	
1 2		9 00		55			300 00	4 10
2 2		9 00					300 00	
3 2		6 00		1 85			300 00	1 20
4 2		9 00	13 20	25			300 00	
1 3		6 00		25			297 27	
2 3		6 00					279 55	8 70
3 3		9 00		25			300 00	7 65
4 3		9 00	100 71	80	\$36 40		300 00	8 05
5 3		9 00		1 25			300 00	
6 3		9 00	1 00	20			282 30	
1 4		9 00		1 95	7 50		300 00	
2 4		9 00		73			300 00	11 65
3 4		9 00	294 73	75	35 75		300 00	14 10
4 4		6 00	10 60	1 12			272 06	
5 4		10 50	2 17	2 76			300 00	
1 5		9 00	1 80	50			295 91	
2 5		10 50	3 45	1 15			300 00	6 20
3 5		9 00		35			297 27	14 60
1 6		9 00	13 10		36 05		300 00	
2 6		9 00	20 25	63			300 00	5 60
3 6		9 00	90	95	11 56		300 00	
4 6		9 00		4 45	14 15		300 00	
5 6		9 00	3 00	80			298 65	
6 6		12 00		3 09			300 00	
1 7		7 00		20			300 00	1 60
2 7		10 50		2 77			300 00	5 40
3 7		9 00		25			300 00	
4 7		9 75	93 97	40			300 00	
1 8		9 00		69			300 00	8 05
2 8		9 00	6 80	50			289 87	
3 8		9 00	112 77	50	7 90		300 00	
4 8		9 00		4 86			292 00	20
5 8		9 00	6 44				300 00	

## CHARLES COUNTY SCHOOL STATISTICS—Continued.

Attendance for the Year Ending June 30, 1888.

Number of school.	Election district.	NAME OF TEACHER.	Fall Term.		Winter Term.		Spring Term.		Summer Term.		Different pupils.
			On roll.	Average daily attendance.	On roll.	Average daily attendance.	On roll.	Average daily attendance.	On roll.	Average daily attendance.	
6	8	{ J. E. Higdon..... }	20	12	28	14	28	17	31	21	31
		{ F. D. Mudd..... }									
7	8	Emily M. Carrico.....	15	7	19	9	17	7	18	9	22
8	8	{ Stella M. Mudd.... }	18	8	18	8	15	8	16	6	21
		{ Thomas D. Mudd. }									
1	9	Helen Carrico.....	25	7	37	17	35	16	39	19	42
2	9	J. H. Ward.....	24	19	23	15	28	14	28	14	32
			998	513	1141	597	1121	556	1125	613	1453

CHARLES COUNTY SCHOOL STATISTICS—Continued.  
 Expenses for the Fiscal Year Ending September 30, 1888.

Number of school.		Rent.	Fuel.	Repairs.	Other incidental ex- penses.	Furniture, black- boards, stoves.	Cost of books.	Teachers' salaries for the year.	Receipts from books.
Election district.									
6	8	.....	9 00	14 75	2 00	.....	.....	300 00	5 85
7	8	.....	9 00	.....	90	.....	.....	300 00	.....
8	8	.....	9 00	.....	40	.....	.....	290 68	.....
1	9	.....	5 50	.....	65	.....	.....	271 70	.....
2	9	.....	9 00	.....	.....	.....	.....	300 00	5 45
		.....	362 75	792 49	42 10	149 31	.....	12,463 09	109 55

## CHARLES COUNTY—COLORED SCHOOL STATISTICS.

Attendance for the Year Ending June 30, 1888.

Number of school.	Election district.	NAME OF TEACHER.	Fall Term.		Winter Term.		Spring Term.		Summer Term.		Different pupils.
			On roll.	Average daily attendance.	On roll.	Average daily attendance.	On roll.	Average daily attendance.	On roll.	Average daily attendance.	
1	1	{ J. H. A. Schureman } and assistant.... }	96	66	131	81	114	82	112	86	173
1	2	Mary C. Burch.....	.....	.....	.....	.....	.....	.....	31	16	31
1	2	Nelson L. Ellis.....	22	8	31	14	28	16	33	17	37
2	2	Edmund Perry.....	28	8	41	16	38	17	30	14	45
1	3	Catherine E. Scott...	16	3	22	6	21	10	20	5	40
2	3	Margaret R. Carroll..	29	16	28	16	35	20	35	18	41
3	3	{ Annah M. Williams } { Mary C. Frazier... }	23	12	24	16	36	14	24	12	36
4	3	Hannah C. Posey.....	25	15	23	16	26	15	26	16	27
2	4	Elizabeth M. Ross....	14	8	16	10	22	14	27	13	27
3	4	Eloise Bryant.....	50	25	37	22	48	28	55	36	67
4	4	Grace M. Banks.....	17	9	17	11	26	16	20	10	29
1	5	Paralee Matthews....	36	17	30	18	70	34	66	32	101
2	5	Jennie P. Swann.....	25	13	22	16	39	23	43	31	43
1	6	R. B. Gillum.....	31	16	43	13	51	20	48	26	54
2	6	Catherine Matthews..	42	18	48	16	40	14	33	16	48
1	7	Mary A. Grasty.....	78	37	127	52	105	46	94	56	127
2	7	Ida L. P. Allen.....	40	20	42	35	57	25	40	20	85
1	8	J. J. Darg and ass't ..	64	30	78	41	83	54	80	51	91
2	8	{ Annie Johnson.... } { Julia Yates..... }	34	24	43	29	37	27	26	9	43
3	8	Henrietta Dorsey....	41	12	55	22	47	25	48	32	59
4	8	Florence E. Gillum...	29	14	27	14	24	14	26	9	33
1	9	Ida M. Savoy.....	11	6	36	13	48	15	49	14	49
2	9	Mary E. Gillum.....	31	14	48	15	38	16	25	15	48
			782	391	969	492	1027	545	991	554	1334

CHARLES COUNTY—COLORED SCHOOL STATISTICS.

Expenses for the Fiscal Year Ending September 30, 1888.

Number of School.	Election district.	Rent.	Fuel.	Repairs.	Other incidental ex- penses.	Furniture, black- boards, stoves.	Cost of books.	Teachers' salaries for the year.	Receipts from books.
1	1	.....	\$12 00	\$36 67	\$7 53	.....	.....	\$411 91	\$24 60
1	2	.....	.....	.....	.....	\$26 19	.....	39 09	1 05
1	2	.....	1 75	75	1 46	5 00	.....	205 68	4 65
3	2	.....	9 00	2 00	.....	.....	.....	270 00	10 30
1	3	.....	9 00	12 11	.....	.....	.....	217 04	7 10
2	3	.....	9 00	.....	25	.....	.....	180 02	.....
3	3	.....	9 00	4 50	.....	.....	.....	206 96	.....
4	3	.....	9 00	.....	1 05	.....	.....	225 00	.....
2	4	\$20 00	6 00	.....	.....	.....	.....	225 00	.....
3	4	.....	9 00	2 00	50	.....	.....	225 00	.....
4	4	.....	9 00	.....	25	.....	.....	225 00	.....
1	5	.....	6 00	1 50	1 75	.....	.....	223 87	60
2	5	.....	9 00	.....	1 33	.....	.....	225 00	8 55
1	6	.....	9 00	.....	75	.....	.....	225 00	.....
2	6	.....	12 00	2 62	45	.....	.....	210 90	.....
1	7	.....	9 75	6 50	.....	.....	.....	225 00	.....
2	7	.....	9 00	3 00	.....	.....	.....	225 00	.....
1	8	.....	9 00	.....	3 65	.....	.....	334 66	2 45
2	8	.....	9 00	.....	25	1 67	.....	215 70	.....
3	8	.....	9 00	1 50	40	.....	.....	225 00	3 00
4	8	.....	9 00	.....	55	.....	.....	180 90	.....
1	9	.....	9 00	2 00	56	4 18	.....	212 50	.....
2	9	.....	9 00	4 03	.....	.....	.....	180 90	.....
		20 00	191 50	79 18	20 73	37 04	.....	5,115 13	62 30

CHARLES COUNTY—*Statement of Receipts and Disbursements for Public School Purposes for the Year Ending September 30, 1888.*

## RECEIPTS.

Balance on hand, September 30, 1887.....	\$2,490 88
State school tax.....	9,352 93
State free-school fund.....	1,068 34
State donations.....	400 00
County school tax—.. cents on the \$100.....	3,022 83
Amount of levy.....	\$4,159 87
Special levy.....	400 00
Sales of lumber.....	23 86
Oyster fund.....	193 25
Book sales at depository.....	266 00
Sales of books to teachers.....	109 55
State appropriation to colored schools.....	5,937 96
Oyster fund (colored).....	96 62
Sales of books to teachers (colored).....	62 30

---

\$23,024 52

## DISBURSEMENTS.

Teachers' salaries.....	\$12,463 09
Fuel.....	362 75
Incidental expenses of schools.....	42 10
Books and stationery.....	454 90
Building school-houses.....	400 00
Repairing school-houses.....	792 49
Furniture, black-boards and stoves.....	149 31
Expenses of delegates and Examiner to Teachers' Association for years 1887 and 1888.....	181 41
Salary of Secretary, Treasurer and Examiner... ..	514 09
Per diem of School Commissioners.....	335 55
Office expenses and account books.....	33 38
Printing and advertising.....	104 50
Paid to colored schools.....	5,867 71
Freight, hauling, &c.....	11 77
Overpaid teacher.....	25 00
Balance cash on hand.....	1,286 52

---

\$23,024 52

CHARLES COUNTY COLORED SCHOOLS—*Receipts and Disbursements for Year Ending September 30, 1888.*

## RECEIPTS.

Amount received from State Treasurer.....	\$5,937 96
Receipts from sale of books.....	62 30
Oyster fund.....	96 62
Balance on hand Sept. 30, 1887.....	522 57

## DISBURSEMENTS.

Paid for teachers' salaries.....	\$5,115 13
Incidental expenses.....	20 73
Rent.....	20 00
Fuel.....	191 50
Salary of Examiner.....	100 00
Salary of Janitor.....	15 00
Repairs.....	79 18
Furniture, black-boards, stoves, &c.....	37 04
Building school-house.....	285 50
Balance cash on hand.....	755 37

---

\$6,619 45



DORCHESTER COUNTY.

SUMMARY OF SCHOOL STATISTICS.

For School Year ending September 30, 1888.

	—1887—		—1888—	
	White.	Col.	White.	Col.
Number of school-houses owned by the County, w. 81, c. 29; rented, w. 1, c. 2; total.....	82	30	82	31
(Frame, 112.)				
Number of male teachers—principals—(white, 33; colored, 24; total, 57)....	40	21	33	24
Number of female teachers—principals (white, 56; colored, 11; total, 67)....	48	10	56	11
Number of male teachers—assistants—(white, 1; total, 1) .....	..	..	1	..
Number of female teachers—assistants—(white, 5; total, 5).....	10	1	5	..
Total (white, 95; colored, 35; total, 130)	98	32	95	35
Number of fenced lots.....	15	2	15	2
Number of schools having out-buildings	53	6	54	6
Number of schools having sufficient black-boards.....	81	27	81	27
Number of schools having good furniture.....	83	27	84	27
Number of terms schools were open (white, 3 terms; colored, 2 terms)....	3	2	3	2
Number of different pupils for the year, (males and females—white, 3,601; colored, 1,651; total, 5,252).....	3,619	1,544	3,601	1,651
Number of pupils in average attendance (white, 1,733; colored, 639; total, 2,426.	1,755	903	1,733	639
Number of pupils over 16 years of age, no record .....				
Number of official school visits paid by Examiner.....	232	44	191	41

NUMBER OF PUPILS.

	Fall Term.		Winter Term.		Spring Term.	
	White.	Col.	White.	Col.	White.	Col.
On roll.....	2,843	1,002	3,172	1,558	2,922	193
Average attendance, 1,715		459	1,940	819	1,544	116

	White.		Col.	
	White.	Col.	White.	Col.
Number of pupils in—				
1st grade, December 1st.....	415	380	424	445
2d " " .....	362	205	381	282
3d " " .....	527	326	537	360
4th " " .....	583	285	578	217
5th " " .....	551	192	624	203
6th " " .....	471	68	495	40
above 6th " .....	233	....	167	2
Number of pupils in book-keeping—white, 23; algebra—white, 80; colored, 1; philosophy—white, 143; geometry—white, 25; physiology—white, 175; colored, 35; Latin—white, 58.				



DORCHESTER COUNTY—SCHOOL STATISTICS.

Expenses for the Fiscal Year ending September 30, 1888.

Number of school	Election district.	Rent.	Fuel.	Repairs.	Other incidental ex- penses.	Furniture, black- boards, stoves.	Cost of books.	Teachers' salaries for the year.	Receipts from books.
1	1		\$12 25		\$1 40		\$1 25	\$225 00	\$14 21
2	1		11 00		6 97	\$9 00		210 00	14 09
3	1			\$1 30	50	75	1 80	210 00	22 26
4	1		10 25		1 95		1 05	225 00	14 40
5	1		11 37		85	25	2 90	225 00	10 35
6	1		12 15	1 47	6 45		6 43	225 00	15 67
7	1		10 63		12 33	2 59	2 70	380 00	15 45
8	1		1 00		5 40			225 00	12 55
1	2		50		5 20	1 55	2 45	225 00	14 19
2	2			10 86	1 35	75	3 20	294 44	42 05
3	2		8 90	1 45	2 66		1 25	210 00	13 45
4	2				9 58		2 30	240 00	16 13
5	2		1 63	3 35	3 00	65	6 30	450 00	25 70
6	2				2 85		3 15	210 00	4 60
7	2			85	5 71		2 62	240 00	26 48
8	2	37 33	2 00	25	1 35	25	11 46	225 00	28 36
1	3				9 52		5 75	300 00	25 25
2	3		16 00	2 00	3 90		2 79	210 00	8 23
3	3		6 00		12 59		5 68	210 00	25 25
4	3		9 00	5 75	3 35		90	210 00	3 98
5	3		11 50		1 96		1 75	210 00	22 02
6	3		7 50	1 07	2 75		2 85	178 34	15 92
7	3		3 00		4 23		7 35	220 80	51 53
8	3	10 00	21 57		2 60	2 90	55	199 47	6 97
9	3			1 75	4 00		6 30	225 00	29 80
1	4			1 87	1 78	50	14 07	450 00	30 00
2	4				92		30	210 00	3 95
3	4						7 65	210 00	13 55
4	4		3 00		30			210 00	1 70
5	4		6 00	14		25	35	176 61	9 32
6	4		8 75		1 50		2 25	210 00	21 70
1	5		10 00		17		3 08	203 65	18 64
2	5		10 00	15	75		7 31	210 00	12 35
3	5		12 00	1 15	1 12			225 00	11 47
4	5				6 53		13 75	300 00	46 59
5	5		8 25		4 30		1 25	195 00	2 65
1	6		14 50		1 00		7 00	210 00	15 80
2	6		1 00		4 25		3 51	210 04	22 32
3	6		13 37	70	5 60	20	4 95	210 00	13 80
4	6		19 65		7 06	18 35	9 08	210 00	20 44
5	6				1 00			154 00	14 38





## DORCHESTER COUNTY SCHOOL STATISTICS—Continued.

Attendance for the Year Ending June 30, 1888.

Number of school. Election district.	NAME OF TEACHER.	Fall Term.		Winter Term.		Spring Term.		Summer Term.		Different pupils.
		On roll.	Average daily attendance.	On roll.	Average daily attendance.	On roll.	Average daily attendance.	On roll.	Average daily attendance.	
4 14	Miss L. Staplefort....	37	25	46	26	38	13	.....	.....	48
5 14	Miss Mona Bramble..	27	20	27	13	22	15	.....	.....	35
6 14	{ Mrs. Thomas..... }	18	9	29	14	29	10	.....	.....	32
	{ Miss C. Bramble.. }									
7 14	Miss Lizzie Straughn.	13	9	18	8	15	6	.....	.....	19
8 14	A. A. Willson.....	32	20	41	26	36	21	.....	.....	44
		2843	1715	3172	1940	2922	1544	.....	.....	3601

DORCHESTER COUNTY SCHOOL STATISTICS—Continued.

*Expenses for the Fiscal Year Ending September 30, 1888.*

Number of school. Election district.	Rent.	Fuel.	Repairs.	Other incidental ex- penses.	Furniture, black- boards, stoves.	Cost of books.	Teachers' salaries for the year.	Receipts from books.
4 14 .....		\$3 75	\$0 50	\$3 61	.....	\$1 24	\$225 00	\$13 02
5 14 .....		5 37	.....	10 50	.....	3 70	240 00	16 30
6 14 .....		1 25	.....	5 02	.....	3 25	201 10	17 50
7 14 .....		2 00	.....	8 09	.....	.....	187 80	4 92
8 14 .....		4 50	.....	4 25	.....	1 80	220 00	18 25
	\$62 33	424 01	69 83	397 98	\$42 07	271 13	20,583 23	1,444 15

## DORCHESTER COUNTY—COLORED SCHOOL STATISTICS.

Attendance for the Year Ending April 15, 1888.

Number of school.	Election district.	NAME OF TEACHER.	Fall Term.		Winter Term.		Spring Term.		Summer Term.		Different pupils.
			On roll.	Average daily attendance.	On roll.	Average daily attendance.	On roll.	Average daily attendance.	On roll.	Average daily attendance.	
1	1	Miss S. V. Hegamin..	19	13	21	10	22	11	.....	.....	23
2	1	T. B. Chamberlaine..	23	15	33	15	20	10	.....	.....	36
1	2	Miss McMechen .....	49	21	88	40	.....	.....	.....	.....	88
2	2	Miss L. Hawkins.....	27	11	49	26	47	25	.....	.....	55
		{ R. Hawkins..... }									
3	2	{ Miss Johns..... }	20	8	44	21	.....	.....	.....	.....	44
		{ C. O. Waters..... }									
1	3	I. C. Dunn.....	44	25	78	36	.....	.....	.....	.....	82
1	4	H. L. Bowley.....	55	24	68	35	.....	.....	.....	.....	79
2	4	H. Henry, jr.....	23	12	51	27	.....	.....	.....	.....	51
1	5	W. D. Vaughn.....	24	10	25	13	.....	.....	.....	.....	30
2	5	Jos. W. Griffin.....	18	9	24	14	.....	.....	.....	.....	25
3	5	L. I. Macer.....	26	9	43	20	26	24	.....	.....	54
1	6	I. I. Greene.....	19	4	22	6	.....	.....	.....	.....	23
1	7	B. Senifer, jr.....	89	51	114	89	.....	.....	.....	.....	122
		{ John H. Griffin... }									
2	7	{ M. St. Clair..... }	46	15	65	26	.....	.....	.....	.....	65
3	7	W. A. Hawkins.....	36	21	33	25	.....	.....	.....	.....	39
4	7	Miss G. Hicks.....	40	27	51	35	.....	.....	.....	.....	52
5	7	A. D. Scott.....	25	10	35	11	.....	.....	.....	.....	35
1	8	Miss C. Johnson.....	43	25	54	25	.....	.....	.....	.....	60
1	9	I. H. Keene.....	54	24	68	39	.....	.....	.....	.....	75
2	9	Miss L. Waters.....	35	13	54	28	.....	.....	.....	.....	54
1	11	E. H. Jolly.....	17	6	40	19	.....	.....	.....	.....	42
2	11	I. H. Blake.....	31	20	54	51	37	33	.....	.....	54
3	11	R. M. Stanley.....	22	9	53	25	.....	.....	.....	.....	57
4	11	W. F. Hughes.....	18	6	40	23	.....	.....	.....	.....	40
1	12	Miss A. Dixon.....	22	13	36	22	.....	.....	.....	.....	36
1	13	S. E. W. Campa.....	35	8	33	14	.....	.....	.....	.....	44
2	13	John H. Elbert.....	21	7	49	18	.....	.....	.....	.....	49
1	14	Miss S. Eunalls.....	19	5	48	20	.....	.....	.....	.....	48
2	14	L. R. Stanley.....	29	9	56	27	.....	.....	.....	.....	58
3	14	G. W. Dixon.....	17	4	41	14	41	13	.....	.....	43
4	14	Miss A. I. Smith.....	21	11	43	22	.....	.....	.....	.....	43
5	14	Miss A. Shadd.....	35	14	45	23	.....	.....	.....	.....	45
			1002	459	1558	819	193	116	.....	.....	1651



DORCHESTER COUNTY—COLORED SCHOOL STATISTICS.

Expenses for the Fiscal Year Ending September 30, 1888.

Number of school. Election district.	Rent.	Fuel.	Repairs.	Other incidental ex- penses.	Furniture, black- boards, stoves.	Cost of books.	Teachers' salaries for the year.	Receipts from books.
1 1	.....	\$ 38	.....	\$ 88	.....	\$ 70	\$ 21	\$ 32
1 2	.....	5 00	.....	2 10	.....	1 00	99 98	14 70
1 2	.....	.....	\$ 25	1 22	\$ 50	80	130 60	12 10
2 2	.....	.....	5 13	2 21	.....	.....	100 04	2 91
3 2	.....	6 00	50	.....	.....	.....	95 12	10 70
1 3	.....	8 00	25	79	.....	.....	120 60	14 49
1 4	.....	9 63	.....	3 38	.....	15	100 00	16 17
2 4	.....	1 75	.....	2 45	.....	1 60	100 00	4 21
1 5	.....	2 62	.....	1 45	.....	1 27	100 00	6 39
2 5	.....	2 50	.....	2 25	.....	75	100 00	9 91
3 5	.....	10 87	.....	10	.....	40	99 97	7 70
1 6	.....	7 50	.....	.....	.....	55	99 10	2 10
1 7	.....	.....	.....	15	30	.....	130 00	17 00
2 7	.....	3 25	.....	30	.....	1 05	100 00	11 12
3 7	.....	.....	.....	1 40	.....	.....	140 00	6 75
4 7	.....	.....	.....	30	.....	3 34	115 00	6 44
5 7	.....	.....	.....	.....	.....	.....	100 00	9 20
1 8	.....	5 00	.....	.....	.....	.....	89 56	7 00
1 9	.....	13 68	1 50	1 34	.....	55	130 00	16 90
2 9	\$ 12 00	1 50	.....	2 21	80	.....	100 00	20 30
1 11	.....	5 00	85	81	.....	4 90	100 00	8 90
2 11	.....	12 50	8 00	2 34	.....	2 15	100 60	5 36
3 11	.....	6 25	.....	1 39	.....	50	99 07	6 09
4 11	.....	5 25	10	2 30	.....	6 20	100 00	11 23
1 12	.....	4 00	45	.....	15	.....	100 00	9 20
1 13	.....	7 64	.....	45	.....	.....	99 07	10 12
2 13	.....	11 50	.....	1 45	.....	2 45	100 10	5 95
1 14	.....	9 00	.....	20	.....	40	100 00	3 50
2 14	.....	10 05	.....	65	05	30	99 08	9 85
3 14	.....	4 63	2 50	40	.....	65	100 00	3 55
4 14	.....	5 00	.....	55	.....	95	100 00	11 65
5 14	.....	4 00	.....	3 78	.....	.....	100 00	7 36
	12 00	167 50	21 53	38 85	2 80	30 66	3,342 90	301 17

DORCHESTER COUNTY—*Statement of Receipts and Disbursements for Public School Purposes for the Year Ending September 30, 1888.*

RECEIPTS.

Balance on hand, September 30, 1887.....	\$1,350 23
State school tax (white schools).....	10,653 58
State free school fund. ....	1,853 64
State donations—Cambridge Academy.....	571 43
County school tax—16 $\frac{2}{3}$ cents on the dollar; from levy of 1887, \$5,500; 1888, \$2,000.....	7,500 00
Amount of levy.....	\$10,000
(Balance due on levy of 1887, \$4,500.)	
Oyster and liquor licenses (white schools).....	7,427 93
Fines and forfeitures.....	362 00
Sales of books:	
White.....	\$1,444 15
Colored... ..	301 17
Office sales .....	305 68
	<hr/>
	2,051 00
Sale of book-case in part.....	11 00
State appropriation to colored schools.....	4,161 60
From oyster licenses for colored schools .....	308 00

*State Board of Education.*

DISBURSEMENTS.

Teachers' salaries (white).....	\$20,583 23	
<b>Fuel:</b>		
By teachers.....	\$424 01	
" Board.....	792 30	
	1,216 31	
<b>Incidental expenses of schools:</b>		
By teachers.....	\$397 98	
" Board.....	117 42	
Free books.....	271 13	
	786 53	
Rent.....		62 33
Books and stationery.....		1,993 25
Building school-houses (balance).....		50 00
<b>Repairing school-houses:</b>		
By teachers.....	\$69 83	
" Board.....	281 45	
	351 28	
<b>Furniture, black-boards and stoves:</b>		
Teachers.....	\$42 07	
Board.....	241 87	
	283 94	
Freight and hauling.....		71 89
Discount on loans.....		417 42
On loans (over repayment).....		3,100 00
Salary of Secretary, Treasurer and Examiner..		1,100 00
Travelling expenses, &c.....		200 00
Assistant Examiner.....		300 00
Per diem of School Commissioners.....		495 00
Office expenses and account books.....		67 77
Printing and advertising.....		104 78
Miscellaneous (insurance, &c.).....		79 65

*Paid to Colored Schools.*

Teachers' salaries.....	\$3,342 90	
<b>Fuel:</b>		
By teachers.....	\$167 50	
" Board.....	148 58	
	316 08	
<b>Incidentals:</b>		
By teachers.....	\$38 85	
" Board.....	15 00	
Free books.....	30 66	
	84 51	
Repairs.....		21 53
<b>Furniture, black-boards and stoves:</b>		
By teachers.....	\$2 80	
" Board.....	12 98	
	15 78	
Rent—by teachers.....		12 00
Miscellaneous.....		13 00
Balance cash on hand.....		1,181 73
		\$36,250 91

DORCHESTER COUNTY COLORED SCHOOLS—*Receipts and Disbursements for the Year Ending September 30, 1888.*

RECEIPTS.

Amount received from State Treasurer.....	\$4,161 60
“ “ County School Board.....	300 00
“ “ oyster licenses and sale of books..	308 00
Sale of books.....	301 17
Error State school tax 1887.....	1 00
Balance due.....	1,355 41
	<hr/>
	\$6,427 18

DISBURSEMENTS.

Balance due September 30, 1887.....	\$1,920 21
Paid for teachers' salaries.....	3,342 90
Incidental expenses:	
Teachers.....	\$38 85
Board.....	15 00
Free books.....	30 66
	<hr/>
	84 51
Rent.....	12 00
Fuel:	
Teachers.....	\$167 50
Board.....	148 58
	<hr/>
	316 08
Books and stationery.....	301 17
Repairs—by teachers.....	21 53
Furniture, stoves, &c.:	
By teachers.....	\$2 80
“ Board.....	12 98
	<hr/>
	15 78
Miscellaneous.....	13 00
General superintendence.....	400 00
	<hr/>
	\$6,427 18

FREDERICK COUNTY.

SUMMARY OF SCHOOL STATISTICS.

For Year Ending June 30, 1888.

	1887.	1888.
Number of school-houses owned by the Board, 146 ; rented, 11 .....	157	156
(Frame, 52 ; brick, 59 ; log, 15 ; stone, 20.)		
Number of male teachers—principals—(white, 86 ; colored, 17) total.....	103	..
Number of female teachers—principals—(white, 54 ; colored, 6 ; total, 60).....	60	..
Number of male teachers—assistants—(white 3 ; col- ored, 0 ; total, 3).....	3	..
Number of female teachers—assistants—(white, 36 ; colored, 2 ; total, 38).....	38	..
Total (white, 179 ; colored, 25 ; total, 204).....	204	..
Number of fenced lots.....	56	46
Number of schools having out-buildings.....	150	135
Number of schools having sufficient black-boards... ..	145	136
Number of schools having good furniture.....	145	135
Number of terms schools were open.....	3	3
Number of different pupils for the year (males and females—white, 8,627 ; colored, 1,220) total.....	9,847	9,768
Number of pupils in average attendance (white, 4,819 ; colored, 595 ; total, 5,414).....	5,414	5,379
Number of pupils over 16 years of age (white, 204 ; colored, 50 ; total, 254).....	254	..
Number of official visits paid by Examiner.....	140	275

NUMBER OF PUPILS.

	Fall Term.	Winter Term.	Spring Term.
On roll.....	White ... 6,569	8,169	7,139
	Colored.. 796	1,138	1,041
	<hr/> 7,365	<hr/> 9,307	<hr/> 8,180
Average attendance ...	White ... 4,415	5,553	4,488
	Colored.. 480	665	640
	<hr/> 4,895	<hr/> 6,218	<hr/> 5,128

	1888.	1887.
Number of pupils in 1st grade, December 1st.....	1,978	1,638
“ 2d “ .....	1,533	1,469
“ 3d “ .....	1,586	1,688
“ 4th “ .....	1,842	1,851
“ 5th “ .....	1,924	1,896
“ 6th “ .....	1,681	1,840
“ above 6th “ ..	223	384
Number of pupils in book-keeping, 190 ; algebra, 284 ; philosophy, 567 ; drawing, 364 ; geometry, 107 ; physiology, 1,073 ; Latin, 0.		

FREDERICK COUNTY—SCHOOL STATISTICS.

Attendance for Year Ending April 15, 1888.

Number of school.	Election district.	NAME OF TEACHER.	Fall Term.		Winter Term.		Spring Term.		Summer Term.		Different pupils.
			On roll.	Average daily attendance.	On roll.	Average daily attendance.	On roll.	Average daily attendance.	On roll.	Average daily attendance.	
1	1	John A. Baecher.....	90	56	120	60	101	44	.....	.....	132
..	..	Stella Eagle, 1st ass't.	.....	.....	.....	.....	.....	.....	.....	.....	.....
2	1	S. L. Hoover.....	82	57	103	70	93	63	.....	.....	111
..	..	M. E. Owings, 1st ass't	.....	.....	.....	.....	.....	.....	.....	.....	.....
3	1	Lizzie M. Kreh.....	22	15	21	11	18	9	.....	.....	28
4	1	Eva Hood.....	26	15	24	16	22	12	.....	.....	31
5	1	A. P. Works.....	49	36	63	46	60	35	.....	.....	66
6	1	C. W. Wright.....	88	61	116	73	99	69	.....	.....	123
..	..	M. E. Copeland, 1 ass't.	.....	.....	.....	.....	.....	.....	.....	.....	.....
7	1	Katie Werking.....	39	26	40	24	37	25	.....	.....	45
8	1	Lena Brandenburg...	.....	.....	37	30	37	30	.....	.....	38
9	2	Hannah Garrott.....	29	25	36	27	33	22	.....	.....	36
10	2	C. M. Phleeger.....	32	21	52	32	46	26	.....	.....	52
11	2	M. F. McBride.....	50	31	72	47	51	27	.....	.....	72
..	..	Katie Murphy, 1st as't	.....	.....	.....	.....	.....	.....	.....	.....	.....
4	2	D. Gibbon.....	23	14	32	23	28	18	.....	.....	34
5	2	J. W. Flook.....	75	43	103	54	74	33	.....	.....	109
..	..	J. Galbraith, 1st ass't.	.....	.....	.....	.....	.....	.....	.....	.....	.....
6	2	Ella Werking.....	15	11	16	10	14	6	.....	.....	20
7	2	V. L. Garrott.....	27	15	41	25	30	19	.....	.....	42
8	2	S. W. Delaplaine.....	97	58	102	67	91	52	.....	.....	110
..	..	E. C. Keller, 1st ass't.	.....	.....	.....	.....	.....	.....	.....	.....	.....
9	2	A. C. McBride.....	175	109	197	148	187	128	.....	.....	211
..	..	Bettie Roelke, 1st ass't	.....	.....	.....	.....	.....	.....	.....	.....	.....
..	..	Georgie Whaley, 2d "	.....	.....	.....	.....	.....	.....	.....	.....	.....
..	..	Katie Bartgis, 3d "	.....	.....	.....	.....	.....	.....	.....	.....	.....
10	2	William Gittings.....	157	81	176	221	136	92	.....	.....	189
..	..	A. C. Hilleary, 1st ass't	.....	.....	.....	.....	.....	.....	.....	.....	.....
..	..	Nannie Hilleary.....	.....	.....	.....	.....	.....	.....	.....	.....	.....
11	2	M. S. Yeakle.....	216	165	219	178	189	164	.....	.....	228
..	..	L. M. Wiemer, 1st ass't	.....	.....	.....	.....	.....	.....	.....	.....	.....
..	..	Sue Garrott, 2d "	.....	.....	.....	.....	.....	.....	.....	.....	.....
..	..	A. E. Shope, 3d "	.....	.....	.....	.....	.....	.....	.....	.....	.....
..	..	May Clingan, 4th "	.....	.....	.....	.....	.....	.....	.....	.....	.....
1	3	B. M. Morgan.....	45	29	43	29	38	21	.....	.....	48
2	3	William G. Minnick...	38	25	45	33	41	29	.....	.....	47
3	3	William L. Avis.....	176	127	192	152	185	136	.....	.....	199
..	..	H. S. Young, 1st ass't.	.....	.....	.....	.....	.....	.....	.....	.....	.....
..	..	L. Routzahn, 2d "	.....	.....	.....	.....	.....	.....	.....	.....	.....
..	..	C. McQuade, 3d "	.....	.....	.....	.....	.....	.....	.....	.....	.....
4	3	J. L. Lutz.....	42	29	52	31	44	23	.....	.....	58
5	3	D. Ausherman.....	33	25	46	36	40	30	.....	.....	47
6	3	T. F. Gaver.....	39	24	52	31	45	24	.....	.....	53
7	3	L. M. Crone.....	30	24	39	32	33	26	.....	.....	39
8	3	J. H. T. Rudy.....	34	28	40	29	36	24	.....	.....	41

FREDERICK COUNTY—SCHOOL STATISTICS.

Expenses for the Fiscal Year Ending September 30, 1888.

Number of school.	Election district.	Rent.	Fuel.	Repairs.	Other incidental expenses.	Furniture, blackboards, stoves.	Cost of books.	Teachers' salaries for the year.	Receipts from books.
1	1	.....	\$39 90	.....	\$1 71	.....	\$43 00	\$470 40	\$54 63
2	1	.....	37 94	\$12 08	4 70	.....	37 00	573 00	75 16
3	1	.....	18 46	.....	1 75	.....	9 33	240 00	16 50
4	1	.....	15 24	33 23	2 09	.....	10 33	238 40	16 13
5	1	.....	28 40	3 25	90	.....	.....	315 00	.....
6	1	.....	42 00	9 93	1 30	.....	41 00	553 33	62 62
7	1	.....	25 60	3 25	50	.....	15 00	238 40	38 12
8	1	.....	20 97	.....	3 29	.....	60 75	143 34	14 37
1	2	.....	13 63	8 53	4 91	\$1 00	12 00	294 00	43 77
2	2	.....	11 30	4 10	50	.....	.....	240 00	38
3	2	.....	23 97	10 55	.....	.....	24 00	408 87	31 08
4	2	.....	12 05	1 70	24	.....	11 34	311 12	5 73
5	2	.....	30 18	45 59	11 42	.....	36 34	497 17	49 52
6	2	.....	7 50	.....	67	.....	6 67	228 80	8 01
7	2	.....	21 10	2 00	2 27	.....	14 00	270 00	21 18
8	2	.....	33 55	2 50	2 60	2 00	36 66	699 69	54 14
9	2	\$7 00	55 80	52 93	57 66	16 10	70 33	1,193 81	135 05
10	2	7 00	28 08	97 75	51 15	.....	63 00	901 78	72 37
.....	.....	.....	.....	.....	.....	.....	.....	.....	.....
.....	.....	.....	.....	.....	.....	.....	.....	.....	.....
.....	.....	.....	.....	.....	.....	.....	.....	.....	.....
.....	.....	.....	.....	.....	.....	.....	.....	.....	.....
11	2	7 00	173 55	18 15	51 95	17 25	96 00	1,551 67	227 78
.....	.....	.....	.....	.....	.....	.....	.....	.....	.....
.....	.....	.....	.....	.....	.....	.....	.....	.....	.....
.....	.....	.....	.....	.....	.....	.....	.....	.....	.....
1	3	.....	19 88	1 65	1 06	.....	16 00	279 00	21 87
2	3	.....	25 35	.....	1 58	.....	15 67	294 00	16 39
3	3	.....	105 55	22 15	7 32	3 10	66 34	1,185 00	128 07
.....	.....	.....	.....	.....	.....	.....	.....	.....	.....
.....	.....	.....	.....	.....	.....	.....	.....	.....	.....
4	3	.....	26 55	3 50	1 00	.....	19 33	279 00	16 69
5	3	.....	20 80	42	80	.....	15 67	315 00	27 56
6	3	.....	21 90	6 10	50	.....	17 66	312 81	9 75
7	3	.....	18 46	.....	1 80	.....	13 00	240 00	16 00
8	3	.....	23 00	3 00	75	.....	13 67	315 00	31 12

## FREDERICK COUNTY SCHOOL STATISTICS—Continued.

Attendance for the Year Ending April 15, 1888.

Number of school.	Election district.	NAME OF TEACHER.	Fall Term.		Winter Term.		Spring Term.		Summer Term.		Different pupils.
			On roll.	Average daily attendance.	On roll.	Average daily attendance.	On roll.	Average daily attendance.	On roll.	Average daily attendance.	
9	3	J. H. Kepler.....	31	23	37	27	36	25	.....	.....	39
10	3	C. J. Pettingall.....	31	23	52	37	50	39	.....	.....	52
..	..	L. M. Kepler.....	..	..	..	..	..	..	.....	.....	..
11	3	L. M. Warrenfelz.....	32	25	46	36	46	33	.....	.....	47
1	4	M. E. Eichelberger....	50	33	58	44	48	38	.....	.....	60
2	4	T. B. Hanna.....	49	28	66	49	63	51	.....	.....	66
..	..	William M. Martin.....	..	..	..	..	..	..	.....	.....	..
..	..	Edith Black, 1st ass't.	..	..	..	..	..	..	.....	.....	..
3	4	John W. Grinder.....	31	19	43	24	35	18	.....	.....	43
4	4	Minnie M. Martin....	26	21	28	23	26	19	.....	.....	31
5	4	Fannie M. Frailey....	40	28	43	30	36	19	.....	.....	45
1	5	William F. Miller....	24	11	35	15	21	8	.....	.....	35
2	5	E. T. McBride.....	33	19	30	27	35	16	.....	.....	40
3	5	C. B. Kefauver.....	72	56	80	59	75	45	.....	.....	85
..	..	H. M. Johnson, 1st as't	..	..	..	..	..	..	.....	.....	..
4	5	E. F. Smith.....	33	26	36	26	34	19	.....	.....	40
5	5	A. J. Smith.....	23	13	46	24	41	17	.....	.....	51
6	5	George Seybold.....	55	35	66	38	52	27	.....	.....	73
7	5	F. C. Stansbury.....	29	22	41	30	37	33	.....	.....	45
8	5	Annie E. Duphone....	54	30	59	44	42	19	.....	.....	62
9	5	J. L. Welty.....	27	13	34	17	32	13	.....	.....	34
10	5	J. F. Adelsberger....	43	20	44	31	39	18	.....	.....	46
1	6	John W. Wilson.....	47	25	50	34	43	20	.....	.....	60
2	6	J. L. Frey.....	67	37	93	46	39	21	.....	.....	93
3	6	E. C. Hoover.....	74	55	88	65	74	42	.....	.....	94
..	..	M. A. Biser, 1st ass't.	..	..	..	..	..	..	.....	.....	..
4	6	G. R. Stottlemeyer....	33	20	47	27	38	15	.....	.....	50
4	6	H. M. Warrenfeltz....	..	..	..	..	..	..	.....	.....	..
5	6	C. N. Frushour.....	34	24	40	31	36	25	.....	.....	40
6	6	John O. Hays.....	38	30	44	34	31	18	.....	.....	45
7	6	T. L. Hauver.....	40	26	51	41	50	33	.....	.....	43
8	6	C. U. Harp.....	24	15	25	19	21	15	.....	.....	26
9	6	U. W. Harshman.....	49	26	53	44	51	33	.....	.....	54
1	7	G. J. Michael.....	39	19	53	29	43	16	.....	.....	59
2	7	R. E. Duvall.....	25	16	49	30	51	30	.....	.....	51
3	7	U. Cora Layton.....	48	31	65	41	56	29	.....	.....	69
4	7	L. C. Shorb.....	36	27	53	33	55	36	.....	.....	58
5	7	Louisa Dutrow.....	27	19	33	20	28	19	.....	.....	36
6	7	S. A. Turner.....	33	19	39	19	32	14	.....	.....	40
7	7	Hattie England.....	12	7	21	15	21	14	.....	.....	21
8	7	H. K. Biser.....	24	17	29	20	27	18	.....	.....	31
1	8	W. L. Purdum.....	125	92	145	113	133	86	.....	.....	151
..	..	E. Hitzelberger, 1st as't	..	..	..	..	..	..	.....	.....	..
..	..	A. M. Rodrick, 2d "	..	..	..	..	..	..	.....	.....	..
2	8	Lena Brandenburg....	35	24	44	27	39	20	.....	.....	48



FREDERICK COUNTY SCHOOL STATISTICS—Continued.

Expenses for the Fiscal Year Ending September 30, 1888.

Number of school. Election district.	Rent.	Fuel.	Repairs.	Other incidental ex- penses.	Furniture, black- boards, stoves.	Cost of books.	Teachers' salaries for the year.	Receipts from books.
9 3	.....	\$21 80	.....	\$ 1 31	.....	\$13 00	\$240 00	\$28 50
10 3	.....	16 50	\$1 55	50	.....	17 34	259 07	9 06
11 3	.....	16 63	6 49	2 15	.....	15 67	268 34	28 70
1 4	.....	19 02	80	68	.....	20 00	240 00	30 86
2 4	.....	60 75	2 25	2 88	\$0 75	33 00	458 00	36 37
3 4	.....	23 31	53 34	3 00	50	14 33	238 40	11 28
4 4	.....	18 30	3 95	1 85	.....	10 34	238 33	24 99
5 4	.....	24 24	3 43	1 40	.....	15 00	270 00	15 35
1 5	.....	21 75	1 40	85	1 75	11 66	240 00	.....
2 5	.....	23 10	5 23	.....	.....	13 34	240 00	41 62
3 5	.....	46 24	52 36	4 04	6 70	28 34	585 00	43 51
4 5	.....	19 42	4 45	78	50	13 33	294 00	36 11
5 5	.....	25 35	5 20	05	.....	17 00	270 00	12 50
6 5	.....	17 76	3 98	1 85	.....	24 34	277 14	73 99
7 5	.....	30 30	3 52	1 00	.....	15 00	217 50	19 51
8 5	.....	15 54	8 65	1 75	.....	20 66	307 89	24 64
9 5	.....	9 98	2 62	25	6 47	11 34	270 00	14 97
10 5	.....	20 74	2 88	2 77	15 45	15 33	225 00	24 73
1 6	.....	14 25	25 50	3 98	.....	20 00	270 00	41 82
2 6	.....	14 87	38	20	.....	31 00	240 00	19 25
3 6	.....	29 50	6 05	4 98	14 12	31 34	487 36	47 00
4 6	.....	13 00	87 07	1 62	.....	16 67	264 40	11 63
4 6	.....	19 14	98 20	1 07	80	13 33	270 00	15 74
6 6	.....	7 50	2 20	.....	.....	15 00	315 00	21 00
7 6	.....	21 70	2 50	2 60	50	14 34	279 00	33 09
8 6	.....	29 69	15	10 28	.....	8 66	250 00	8 75
9 6	\$3 00	21 00	1 17	5 21	20 75	18 00	279 00	9 75
1 7	.....	11 30	4 00	.....	.....	19 66	243 27	37 31
2 7	.....	31 25	27 20	1 59	2 75	17 00	232 50	26 45
3 7	.....	23 65	3 97	83	.....	23 00	240 00	42 65
4 7	.....	11 75	5 48	1 50	.....	19 34	236 67	33 38
5 7	.....	18 00	2 00	.....	.....	12 00	270 00	30 61
6 7	.....	10 50	4 50	1 45	.....	13 33	270 00	2 25
7 7	.....	12 75	98	25	.....	7 00	225 00	9 76
8 7	.....	16 08	.....	1 30	.....	10 33	270 00	11 13
1 8	.....	94 95	74 19	6 61	.....	50 34	872 00	75 77
2 8	.....	24 55	5 00	1 85	.....	16 00	230 00	12 37

## FREDERICK COUNTY SCHOOL STATISTICS—Continued.

Attendance for the Year Ending April 15, 1888.

Number of school.	Election district.	NAME OF TEACHER.	Fall Term.		Winter Term.		Spring Term.		Summer Term.		Different pupils.
			On roll.	Average daily attendance.	On roll.	Average daily attendance.	On roll.	Average daily attendance.	On roll.	Average daily attendance.	
2 8		Rua Hilleary.....	...	...	...	...	...	...	...	...	...
3 8		Julia Yingling.....	34	18	30	23	27	18	...	...	35
4 8		Geo. F. Smith.....	34	26	52	40	50	36	...	...	52
1 9		E. R. Garrott.....	25	20	26	19	25	19	...	...	29
2 9		A. M. Hammett.....	44	18	72	43	63	21	...	...	72
3 9		J. H. Shipley.....	42	15	50	26	40	16	...	...	51
4 9		B. H. Riggs.....	37	30	54	40	52	38	...	...	58
5 9		I. N. Rinehart.....	34	27	36	22	32	22	...	...	44
6 9		Mrs. H. E. Smith....	54	36	58	35	53	33	...	...	64
7 9		Effie Simmons.....	17	13	22	14	18	12	...	...	22
8 9		E. V. Hafer.....	37	21	45	24	39	15	...	...	49
1 10		Geo. W. Manahan....	94	57	102	72	90	48	...	...	107
...		Tillie Stem, 1st ass't	...	...	...	...	...	...	...	...	...
2 10		C. N. Stem.....	41	30	49	36	43	24	...	...	41
3 10		C. T. Fox.....	27	19	36	19	24	14	...	...	41
4 10		O. Poffinberger.....	...	...	...	...	...	...	...	...	30
1 11		Carrie Harbaugh....	27	20	38	30	33	24	...	...	38
2 11		Jas. W. Robinson....	32	25	52	38	48	31	...	...	49
3 11		Lemuel Eby.....	36	24	54	36	43	31	...	...	56
4 11		D. O. Metz.....	32	21	56	34	54	35	...	...	58
5 11		Adam Roser.....	112	94	123	96	111	83	...	...	129
...		Alice L. Weikert, 1 as't	...	...	...	...	...	...	...	...	...
6 11		K. S. Stoner.....	46	27	49	30	40	25	...	...	61
6 11		L. C. Fox.....	...	...	...	...	...	...	...	...	...
7 11		M. E. Breneman.....	28	22	40	31	39	25	...	...	40
8 11		D. W. Shorb.....	25	15	39	25	36	20	...	...	42
9 11		Theodosia Long.....	...	...	...	...	...	...	...	...	25
1 12		Geo. F. Thomas.....	28	23	38	27	35	23	...	...	40
2 12		C. A. Newlon.....	107	83	117	75	91	60	...	...	123
...		Annie E. Sowers, 1 as't	...	...	...	...	...	...	...	...	...
3 12		M. E. Philpot.....	30	25	37	28	38	24	...	...	41
4 12		E. C. Castle.....	23	17	23	17	17	11	...	...	26
5 12		Lillie S. Stewart....	83	49	92	50	88	47	...	...	92
...		E. Brent Kemp, 1 as't	...	...	...	...	...	...	...	...	...
6 12		S. A. Ward.....	39	24	45	28	41	28	...	...	49
7 12		Nora G. Hardey.....	30	21	32	23	27	16	...	...	36
1 13		Hattie A. Rinehart...	28	23	30	24	26	18	...	...	33
2 13		F. E. Smith.....	54	31	56	37	52	32	...	...	56
3 13		M. J. Ecker.....	52	35	57	41	53	32	...	...	62
4 13		Alice L. Hanna.....	43	23	52	36	44	29	...	...	58
5 13		D. C. Aldridge.....	34	24	57	38	55	37	...	...	57
6 13		A. B. Forney.....	15	12	20	16	19	15	...	...	20
7 13		Frank Harsiman....	105	70	102	73	88	60	...	...	115
...		Lyn'e R. Metcalfe, 1 as't	...	...	...	...	...	...	...	...	...
1 14		Anna M. Werking....	18	12	18	12	19	13	...	...	21

FREDERICK COUNTY SCHOOL STATISTICS--Continued.

Expenses for the Fiscal Year Ending September 30, 1888.

Number of school. Election district.	Rent.	Fuel.	Repairs.	Other incidental ex- penses.	Furniture, black boards, stoves.	Cost of books.	Teachers' salaries for the year.	Receipts from books.
2 8								
3 8		\$27 00	\$0 30	\$0 28		\$11 67	\$225 00	\$16 77
4 8		17 50	22 05	12 23		17 34	200 00	11 08
1 9		22 28	3 87	3 87		9 66	294 00	35 87
2 9		28 20	1 95	1 30		24 00	270 00	30 91
3 9		22 50	34	25	\$0 10	17 00	240 00	32 65
4 9		26 95	9 50	2 84	1 60	29 34	268 34	29 11
5 9	\$6 00	20 50	3 75	1 73		14 66	270 00	20 22
6 9		32 45	2 68	1 81		21 34	240 00	
7 9		19 50	6 25	3 81		7 34	240 00	21 13
8 9		18 45	7 50	78		16 33	270 00	12 11
1 10		30 14	4 00	4 34		35 66	475 90	10 75
2 10		22 94	5 16	1 25	2 50		240 00	
3 10		18 75		55		13 67	240 00	13 50
4 10		18 38	2 00	3 49		10 00	115 00	15 06
1 11		30 83	5 25	25		12 66	315 00	28 89
2 11		23 83	83	1 00	40	16 34	270 00	22 18
3 11		21 02		5 73		18 66	240 00	21 75
4 11		18 72	3 40	1 14	21 15	19 34	277 28	9 75
5 11		65 26	25 18	1 03	28 15	43 00	538 20	135 54
6 11		25 92	46 61	05	1 50	20 33	283 96	11 88
7 11		17 44	6 25	55		13 33	268 34	29 50
8 11		20 82		66		14 00	238 40	28 88
9 11	5 00	24 46	3 13	85		8 33	169 26	17 31
1 12		25 90	1 90	84		13 34	240 00	25 97
2 12		59 45	35 94	1 92		41 00	510 00	38 87
3 12		30 50	4 45	1 70		13 67	238 40	15 72
4 12		23 50	5 50	25		8 66	235 00	5 99
5 12		44 75	48 00	1 73		30 67	511 84	38 11
6 12		26 38	5 70	1 00		16 34	240 00	11 75
7 12	3 50	20 25	1 50	25	95	34 00	228 52	9 38
1 13		17 95	1 00	45	45	11 00	294 00	28 74
2 13		26 58	32 34	1 35	20	18 67	225 00	29 85
3 13		30 75	4 20	1 20		20 67	315 00	9 75
4 13		23 70	2 50	1 06		19 33	264 38	28 33
5 13		8 00	17 00	1 75		19 00	240 00	14 62
6 13		11 60	23 80	92			312 81	
7 13		35 49	10 65	3 50		38 34	534 87	78 69
1 14		20 63	1 00	1 28		7 00	236 80	13 02



## FREDERICK COUNTY SCHOOL STATISTICS—Continued.

*Expenses for the Fiscal Year Ending September 30, 1888.*

Number of school. Election district.	Rent.	Fuel.	Repairs.	Other incidental ex- penses.	Furniture, black- boards, stoves.	Cost of books.	Teachers' salaries for the year.	Receipts from books.
2 14	.....	\$35 15	\$11 60	\$5 54	.....	\$27 33	\$495 54	\$46 27
3 14	.....	24 43	3 00	60	\$0 90	12 67	270 00	11 08
1 15	.....	35 25	30 43	85	.....	13 34	233 70	22 86
1 15	.....	.....	.....	.....	.....	.....	.....	.....
2 15	.....	22 16	8 54	50	.....	19 66	240 00	12 64
3 15	.....	22 00	4 51	3 06	1 12	16 67	240 00	34 36
4 15	.....	72 32	20 80	17 48	.....	74 00	1,187 97	230 14
.....	.....	.....	.....	.....	.....	.....	.....	.....
.....	.....	.....	.....	.....	.....	.....	.....	.....
5 15	.....	13 09	4 25	4 42	.....	18 34	240 00	57 29
6 15	.....	26 14	6 00	83	15 20	9 00	209 60	11 13
7 15	.....	10 75	14 53	2 07	.....	28 33	238 52	28 14
1 16	.....	19 00	4 34	90	.....	14 33	270 00	17 13
2 16	.....	25 53	90	50	.....	23 66	240 00	34 50
3 16	.....	21 05	2 00	45	1 75	11 34	277 28	25 97
4 16	\$1 00	33 10	1 93	1 80	1 80	20 34	299 25	43 88
.....	.....	.....	.....	.....	.....	.....	.....	.....
5 16	.....	26 20	3 30	91	1 05	28 66	529 86	59 91
.....	.....	.....	.....	.....	.....	.....	.....	.....
6 16	.....	19 90	.....	1 00	.....	8 33	237 60	10 97
7 16	.....	13 56	90	75	.....	13 34	279 00	13 49
1 17	.....	37 64	93	2 12	2 70	11 00	235 00	25 63
2 17	.....	56 48	11 41	3 30	.....	38 00	545 56	42 12
.....	.....	.....	.....	.....	.....	.....	.....	.....
3 17	.....	36 43	17 97	7 36	.....	13 34	279 00	12 12
4 17	.....	27 93	4 20	3 00	.....	16 34	253 33	46 65
5 17	.....	41 42	10 50	1 80	1 50	15 67	294 00	18 36
6 17	.....	23 52	3 90	2 48	80	23 00	270 00	44 67
7 17	.....	21 94	3 65	1 50	.....	19 66	315 00	22 87
1 18	.....	33 83	9 67	2 76	.....	20 00	268 34	14 74
2 18	.....	14 00	2 95	72	.....	14 67	225 00	34 58
3 18	.....	16 50	4 00	85	.....	23 00	266 40	56 12
4 18	.....	25 64	9 47	75	.....	23 00	260 00	72 79
.....	.....	.....	.....	.....	.....	.....	.....	.....
1 19	.....	8 42	12 43	4 25	1 00	28 67	549 90	56 62
.....	.....	.....	.....	.....	.....	.....	.....	.....
2 19	.....	53 32	8 71	2 10	.....	23 00	230 00	55 07
.....	.....	.....	.....	.....	.....	.....	.....	.....
3 19	.....	33 86	5 96	2 38	1 80	16 66	240 00	25 63
1 20	.....	50 41	11 23	3 65	.....	32 67	486 42	71 53
.....	.....	.....	.....	.....	.....	.....	.....	.....
2 20	.....	17 70	14 50	2 75	25	30 00	347 03	34 89

FREDERICK COUNTY SCHOOL STATISTICS—Continued.  
 Attendance for the Year Ending April 15, 1888.

Number of school. Election district.	NAME OF TEACHER.	Fall Term.		Winter Term.		Spring Term.		Summer Term.		Different pupils.
		On roll.	Average daily attendance.	On roll.	Average daily attendance.	On roll.	Average daily attendance.	On roll.	Average daily attendance.	
3 20	J. E. Palmer.....	26	21	32	24	25	21	.....	.....	34
4 20	U. G. Frushour.....	40	23	50	29	36	18	.....	.....	58
1 21	Clarence C. Holtz....	32	22	47	33	40	26	.....	.....	47
2 21	William H. Smith....	33	23	47	30	40	25	.....	.....	51
3 21	Lillie M. Ramsburg...	88	67	117	79	102	63	.....	.....	118
.....	M. C. Dutrow, 1st ass't	.....	.....	.....	.....	.....	.....	.....	.....	.....
4 21	T. M. Biser.....	46	30	62	43	52	34	.....	.....	62
		6569	4415	8169	5553	7123	4488	.....	.....	8627

## FREDERICK COUNTY SCHOOL STATISTICS—Continued.

*Expenses for the Fiscal Year Ending September 30, 1888.*

Number of school. Election district.									
	Rent.	Fuel.	Repairs.	Other incidental ex- penses.	Furniture, black- boards, stoves.	Cost of books.	Teachers' salaries for the year.	Receipts from books.	
3 20	.....	\$16 90	\$2 40	\$1 25	\$0 75	\$11 33	\$240 00	\$22 63	
4 20	.....	20 15	1 00	50	3 00	19 33	238 52	31 13	
1 21	.....	22 60	3 00	45	.....	15 67	266 47	18 99	
2 21	.....	18 45	3 50	60	.....	17 00	238 52	25 75	
3 21	.....	43 80	61	1 40	2 75	19 33	500 63	20 73	
.....	.....	.....	.....	.....	.....	.....	.....	.....	
4 21	.....	22 35	17 56	1 65	13 55	.....	240 00	.....	
		39 50	3,796 08	1,487 06	422 12	217 41	2885 82	46,557 20	4,486 40

## FREDERICK COUNTY—COLORED SCHOOL STATISTICS.

Attendance for Year Ending April 15, 1888.

Number of school.	Election District.	NAME OF TEACHER.	Fall Term.		Winter Term.		Spring Term.		Summer Term.		Different pupils.
			On roll.	Average daily attendance.	On roll.	Average daily attendance.	On roll.	Average daily attendance.	On roll.	Average daily attendance.	
1	1	James W. Robinson..	35	26	63	34	55	34	.....	.....	63
2	1	Geo. T. Day.....	35	23	64	32	66	35	.....	.....	64
2	2	H. J. Warner.....	148	68	194	118	174	106	.....	.....	216
..	..	Laura A. Curtis, 1 asst	.....	.....	.....	.....	.....	.....	.....	.....	.....
..	..	Birdie Chambers, 2 "	.....	.....	.....	.....	.....	.....	.....	.....	.....
1	3	Calvert Robinson ...	19	15	28	20	26	19	.....	.....	29
2	3	John R. Bruner.....	31	19	27	20	30	21	.....	.....	38
1	7	R. T. Bruce.....	35	21	47	24	37	18	.....	.....	49
2	7	Chas. H. Jones.....	53	22	63	33	66	34	.....	.....	88
3	7	Rachel Bowie.....	24	15	46	22	52	34	.....	.....	46
1	8	John A. Loud.....	33	22	39	25	40	22	.....	.....	45
1	9	Alice E. Rivers.....	37	21	50	28	39	24	.....	.....	50
2	9	Wm. B. Minor.....	20	14	38	23	37	20	.....	.....	37
3	9	Edward B. Oram.....	35	22	59	32	53	33	.....	.....	60
1	12	Maggie P. Peck.....	36	20	41	21	37	18	.....	.....	51
2	12	Geo. A. Whalen.....	28	24	43	31	36	30	.....	.....	37
3	12	F. J. Peck.....	.....	.....	28	19	23	19	.....	.....	28
4	12	Mary E. Gross.....	22	15	33	20	33	24	.....	.....	33
1	13	Jas. T. Edemy.....	30	22	57	37	55	40	.....	.....	57
1	14	Giles L. Johnson.....	29	18	39	20	29	20	.....	.....	41
2	14	John C. Norris.....	25	19	26	17	22	16	.....	.....	27
1	18	Corrie E. Dotson.....	25	15	27	18	23	13	.....	.....	29
1	19	Jas. H. Bruner.....	35	16	50	27	45	24	.....	.....	52
2	19	Julia A. Johnson.....	36	23	46	26	39	19	.....	.....	50
1	20	Hiram Clappen.....	25	20	30	18	24	17	.....	.....	30
			796	480	1138	665	1041	640	.....	.....	1220



FREDERICK COUNTY—COLORED SCHOOL STATISTICS.

Expenses for the Fiscal Year Ending September 30, 1888.

Number of school.	Election district.	Rent.	Fuel.	Repairs.	Other incidental ex- penses.	Furniture, black- boards, stoves.	Cost of books.	Teachers' salaries for the year.	Receipts from books.
1	1	.....	\$15 75	\$5 14	\$0 80	.....	\$21 00	\$178 89	\$23 79
2	1	.....	15 00	16 50	.....	.....	6 33	180 00	4 30
2	2	\$23 00	45 63	19 85	6 85	\$6 00	87 00	533 90	44 99
.....	.....	.....	.....	.....	.....	.....	.....	.....	.....
1	3	.....	15 75	.....	1 49	.....	9 67	180 00	6 25
2	3	.....	9 00	2 50	50	.....	12 66	180 00	19 25
1	7	.....	15 25	1 25	70	.....	16 34	225 00	15 49
2	7	.....	15 30	50	1 00	.....	29 33	180 00	25 18
3	7	25 00	.....	.....	25	1 00	15 34	177 78	21 50
1	8	.....	23 90	4 50	1 55	.....	15 00	180 00	18 88
1	9	22 50	19 75	2 25	2 70	2 00	16 67	177 55	13 50
2	9	12 00	14 55	.....	3 37	.....	12 33	178 80	6 00
3	9	.....	25 63	.....	1 95	.....	20 00	149 75	26 39
1	12	.....	27 15	18 15	55	.....	17 00	180 00	15 96
2	12	.....	13 20	9 25	72	1 50	12 34	177 50	15 89
3	12	5 00	14 25	3 00	3 60	.....	9 66	110 40	12 75
4	12	12 50	9 35	2 00	1 10	.....	11 00	171 12	9 21
1	13	25 00	18 88	.....	1 25	.....	19 00	180 00	13 90
1	14	.....	17 05	2 37	1 90	.....	13 67	178 75	21 86
2	14	.....	21 25	7 71	1 53	.....	9 09	180 00	15 50
1	18	.....	20 94	.....	61	.....	9 66	178 75	13 98
1	19	5 25	19 70	2 25	1 29	.....	17 34	180 00	25 21
2	19	15 00	19 73	5 99	1 64	4 00	16 66	178 75	27 72
1	20	15 00	18 15	.....	1 37	.....	10 00	180 00	17 98
		160 25	415 16	103 21	36 81	14 50	407 00	4,416 94	415 48

FREDERICK COUNTY—*Statement of Receipts and Disbursements for Public School Purposes for the Year Ending September 30, 1888.*

## RECEIPTS.

Balance on hand September 30, 1887.....	\$231 83
State school tax (white).....	22,613 35
State free school fund.....	3,490 20
County school tax.....	34,664 24
Book fees.....	4,901 88
Sales of books.....	382 94
State appropriation to colored schools.....	3,488 28
Sale of old material.....	7 29
Sale of lot.....	35 00
Cash from school 5, district 11.....	10 00
Interest, County collector.....	44 53
Cash from R. I. Dutrow (error).....	18 50

\$69,888 04

## DISBURSEMENTS.

Teachers' salaries (white).....	\$46,557 20
Fuel.....	3,796 08
Incidental expenses of schools.....	422 12
Rent.....	39 50
Books and stationery.....	2,615 21
Building school-houses.....	120 79
Repairing school-houses.....	1,487 06
Furniture, blackboards and stoves.....	272 41
Interest and discount.....	385 70
Salary of Secretary, Treasurer and Examiner..	1,200 00
Per diem of school commissioners.....	474 00
Office Expenses and Account Books.....	219 49
Printing and advertising.....	411 75
Paid to colored schools.....	5 553 87
Assistant Examiner's salary.....	600 00
Fire insurance.....	49 15
Salaries due last year.....	450 00
Libraries.....	20 00
Note of last year.....	5,000 00
Balance cash on hand.....	193 71

\$69,888 04

FREDERICK COUNTY COLORED SCHOOLS—*Receipts and Disbursements for the Year Ending September 30, 1888.*

## RECEIPTS.

Amount received from State Treasurer.....	\$3,488 28
“ “ County School Board.....	1,650 11
*Book fees.....	415 48

\*Included in General Summary.

\$5,553 87

## DISBURSEMENTS.

Paid for teachers' salaries.....	\$4,416 94
Incidental expenses.....	36 81
Rent.....	160 25
Fuel.....	415 16
Books and stationery.....	407 00
Repairs, \$103.21; furniture, \$14.50.....	117 71

\$5,553 87

## GARRETT COUNTY.

## SUMMARY OF SCHOOL STATISTICS.

*For School Year ending March 1, 1888.*

	1888.	1887.
Number of school-houses owned by the County, 75; rented, 22; total.....	97	88
(Frame, 86; brick, 1; log, 4.)		
Number of rooms occupied when the attendance is largest .....	107	..
Number of male teachers—principals—(white, 59; colored, 0; total, 59).....	59	55
Number of female teachers—principals—(white, 37; colored, 0; total, 37).....	37	33
Number of male teachers—assistants—(white, 1; colored, 0; total, 1).....	1	..
Number of female teachers—assistants—(white, 8; colored, 0; total, 8).....	8	9
Total (white, 105; colored, 0; total, 105).....	105	97
Number of fenced lots .....	13	12
Number of schools having out-buildings.....	70	64
Number of schools having sufficient black-boards ...	60	55
Number of schools having good furniture.....	58	53
Number of terms schools were open (white, 1½; colored, 1½).....	1½	1
Number of different pupils for the year (males—white, 1,816; colored, 10; total, 1,826; females—white, 1,703; colored, 12; total, 1,715).....	3,541	2,923
Number of pupils in average attendance (white, 2,422; colored, 15; total, 2,437).....	2,437	2,115
Number of pupils over 16 years of age (white, 426; colored, 6; total, 432).....	432	441

## NUMBER OF PUPILS.

	Fall Term.	Winter Term.
On roll.....	3,512	2,950
Average attendance.....	2,437	2,162

	1888.	1887.
Number of pupils in 1st grade December 1st.....	917	650
“ 2d “ .....	637	519
“ 3d “ .....	620	559
“ 4th “ .....	610	509
“ 5th “ .....	508	445
“ 6th “ .....	209	206
“ above 6th “ .....	74	18
Number of pupils in book-keeping, 4; algebra, 14; philosophy, 9; drawing, 0; geometry, 13; physiology, 33; Latin, 0.		

## SCHOOL HOUSES BUILT OR ENLARGED DURING THE YEAR.

No. of school, 15; district, 7; frame; cost, \$162.22; length, 30 ft.; width, 18 ft.; height, 12 ft.; square feet of black-board, 72; out-buildings, yes; fences, no.

No. of school, 2; district, 9; frame; cost, \$203.00; length, 28 ft.; width, 18 ft.; height, 12 ft.; square feet of black-board, 72; out-buildings, yes; fences, no.

## GARRETT COUNTY—SCHOOL STATISTICS.

Attendance for the Year Ending March 1, 1888.

Number of school.	Election district.	NAME OF TEACHER.	Fall Term.		Winter Term.		Spring Term.		Summer Term.		Different pupils.
			On roll.	Average daily attendance.	On roll.	Average daily attendance.	On roll.	Average daily attendance.	On roll.	Average daily attendance.	
1	1	Mamie Faherty.....	26	20	24	20	.....	.....	.....	.....	26
2	1	Allie M. Frantz.....	25	15	22	17	.....	.....	.....	.....	26
3	1	Emma J. Savage.....	38	23	30	21	.....	.....	.....	.....	38
4	1	Lizzie Kahl.....	56	32	46	28	.....	.....	.....	.....	56
5	1	Lizzie C. Taylor.....	35	26	32	24	.....	.....	.....	.....	35
6	1	Mollie Cunningham..	33	26	30	21	.....	.....	.....	.....	33
1	2	Wm. M. Friend.....	34	30	33	26	.....	.....	.....	.....	34
2	2	Homer Friend.....	43	33	34	28	.....	.....	.....	.....	43
3	2	R. F. Liston.....	58	45	54	42	.....	.....	.....	.....	58
4	2	Mintie M. Miller.....	24	19	23	21	.....	.....	.....	.....	24
5	2	W. N. Myers.....	23	15	20	16	.....	.....	.....	.....	23
6	2	Jasper Barnthouse...	67	57	54	51	.....	.....	.....	.....	67
7	2	D. K. Harring.....	46	34	42	33	.....	.....	.....	.....	46
8	2	Geo. B. Frazer.....	54	46	53	45	.....	.....	.....	.....	54
9	2	Alice M. Swalf.....	36	27	29	20	.....	.....	.....	.....	36
1	3	C. Snyder and ass't..	59	43	57	45	.....	.....	.....	.....	59
2	3	Ed. B. Fuller.....	29	21	24	19	.....	.....	.....	.....	29
3	3	F. G. Swalf.....	39	29	39	29	.....	.....	.....	.....	39
4	3	J. J. Knapp.....	35	23	27	20	.....	.....	.....	.....	35
5	3	Mollie M. Michael....	52	43	37	32	.....	.....	.....	.....	52
6	3	Mollie Hamill.....	22	15	19	12	.....	.....	.....	.....	22
7	3	Jennie Miller.....	34	20	30	16	.....	.....	.....	.....	34
8	3	W. M. Lowdermilk...	28	24	26	21	.....	.....	.....	.....	28
9	3	Jefferson Warwick...	32	22	28	18	.....	.....	.....	.....	32
10	3	Ella Lowenstine.....	24	14	23	15	.....	.....	.....	.....	24
11	3	J. A. Feik.....	68	44	64	43	.....	.....	.....	.....	69
12	3	S. P. Baker.....	28	24	28	22	.....	.....	.....	.....	28
13	3	Mollie G. Wegman...	26	20	21	16	.....	.....	.....	.....	26
14	3	Wm. Miller.....	20	16	18	12	.....	.....	.....	.....	20
15	3	Jennie Custer.....	29	20	24	18	.....	.....	.....	.....	29
16	3	Frank W. Blosser....	19	15	16	13	.....	.....	.....	.....	19
17	3	Geo. L. Bender.....	30	25	29	25	.....	.....	.....	.....	31
1	4	F. C. Michael & ass't.	54	34	38	22	.....	.....	.....	.....	54
2	4	S. H. Fuller.....	24	15	18	13	.....	.....	.....	.....	25
3	4	Jennie Wilson.....	20	16	18	15	.....	.....	.....	.....	20
4	4	B. C. McAndrews & as't	71	48	57	39	.....	.....	.....	.....	72
5	4	Chas. A. Wilt.....	22	15	21	15	.....	.....	.....	.....	23
1	5	W. E. Boyer and ass't	117	94	94	80	.....	.....	.....	.....	117
2	5	Katie Kaese.....	26	19	25	17	.....	.....	.....	.....	26
3	5	Rob't A. Walker.....	33	23	20	16	.....	.....	.....	.....	33
4	5	John L. Englehart...	35	25	30	20	.....	.....	.....	.....	35
5	5	Wm. E. Keller.....	45	31	28	27	.....	.....	.....	.....	48
6	5	W. W. Griffith.....	16	12	17	11	.....	.....	.....	.....	17
7	5	C. C. Fike.....	40	25	26	19	.....	.....	.....	.....	40
8	5	Dan'l A. Turney.....	21	15	19	15	.....	.....	.....	.....	21

GARRETT COUNTY—SCHOOL STATISTICS.

Expenses for the Fiscal Year Ending June 30, 1888.

Number of School.	Election district.	Rent.	Fuel.	Repairs.	Other incidental expenses.	Furniture, blackboards, stoves.	Cost of books.	Teachers' salaries for the year.	Receipts from books.
1	1		\$6 00			\$3 40		\$112 50	
2	1		9 00	\$1 00	\$0 52			112 50	
3	1		7 50		1 50			112 50	
4	1		6 00	22 01	3 42			102 50	
5	1	\$7 50	5 65		3 75	2 00		104 63	
6	1		7 50		1 35			105 82	
1	2		6 60	1 34	1 75			110 37	
2	2		10 00	5 07	1 50	5 05		96 80	
3	2		5 40	50	4 10			110 05	
4	2		6 40		1 45			90 40	
5	2		6 50		1 65			91 07	
6	2		8 00	9 50	3 15	2 20		130 65	
7	2		5 40		1 85			111 80	
8	2		6 61	3 50	2 88			109 40	
9	2		3 40		1 95			110 60	
1	3		8 05	1 25	40			195 40	
2	3		4 20		1 97			90 28	
3	3		5 85		1 99	2 00		105 65	
4	3		8 00		1 35			87 90	
5	3	2 00	11 50		80			112 50	
6	3		9 63		1 55			103 30	
7	3		5 50	25		2 97		112 50	
8	3		10 50		1 00			88 75	
9	3		6 88	1 20	20	3 50		112 50	
10	3	5 00	8 40		1 00	65		112 50	
11	3		7 70	2 75	2 25			98 75	
12	3		6 96					112 50	
13	3		5 00		50	75		92 60	
14	3		3 76					76 65	
15	3	7 50	7 50		1 10	1 75		93 75	
16	3	5 00	3 42	1 40	1 00	50		111 05	
17	3		1 60			3 00		92 65	
1	4		8 75	6 00	5 66			150 21	
2	4		7 50		25	82		87 35	
3	4		8 00	35	1 00	1 30		105 77	
4	4		12 00	4 94	7 70			212 50	
5	4	7 50	7 50	2 00	65			84 37	
1	5	10 00	14 00	3 90	6 35	74 00		375 00	
2	5		8 55	10 26				112 50	
3	5		5 50		1 25			112 50	
4	5		5 00		1 50			93 75	
5	5	7 50	7 50		15			93 75	
6	5		7 44	17 66	1 40			107 65	
7	5		13 00	30 20	1 00	9 00		83 55	
8	5		8 00	17 20				93 50	

GARRETT COUNTY—SCHOOL STATISTICS—Continued.

Attendance for Year Ending March 1, 1888.

Number of school. Election district.	NAME OF TEACHER.	Fall Term.		Winter Term.		Spring Term.		Summer Term.		Different pupils.
		On roll.	Average daily attendance.	On roll.	Average daily attendance.	On roll.	Average daily attendance.	On roll.	Average daily attendance.	
5	Hattie Beachy.....	27	19	30	29	.....	.....	.....	.....	30
6	Andrew S. Teats.....	18	13	16	14	.....	.....	.....	.....	19
6	C. N. Friend.....	45	28	36	22	.....	.....	.....	.....	45
6	Annie E. Dorsey.....	26	18	35	24	.....	.....	.....	.....	33
6	J. S. Meyers.....	38	25	25	20	.....	.....	.....	.....	38
6	J. A. Fike.....	24	18	19	16	.....	.....	.....	.....	24
6	J. H. Enlow.....	34	30	32	28	.....	.....	.....	.....	34
6	Lily V. Boyer.....	32	20	25	18	.....	.....	.....	.....	32
6	R. M. Alexander.....	22	17	21	18	.....	.....	.....	.....	22
6	Cora Griffin and ass'ts	239	139	159	111	.....	.....	.....	.....	239
7	M. C. Hinebaugh.....	34	27	29	24	.....	.....	.....	.....	37
7	Sue H. Beckman..	26	19	24	19	.....	.....	.....	.....	28
7	M. H. Frankhouser..	63	37	47	29	.....	.....	.....	.....	66
7	Julia M. Stanton.....	33	24	28	22	.....	.....	.....	.....	33
7	Eph. J. Fringer.....	40	34	37	29	.....	.....	.....	.....	40
7	W. F. Shroyer.....	34	21	21	10	.....	.....	.....	.....	36
7	Jacob S. Mosser.....	21	17	20	16	.....	.....	.....	.....	21
7	Chas. G. Teats.....	28	15	23	15	.....	.....	.....	.....	29
7	Nellie Stanton.....	36	20	25	16	.....	.....	.....	.....	36
10	Etta DeWitt.....	24	15	20	15	.....	.....	.....	.....	24
11	Godfrey Feltz.....	46	25	42	17	.....	.....	.....	.....	46
12	Maggie R. Hughes...	22	17	19	15	.....	.....	.....	.....	22
13	Titus Delawder.....	22	16	19	15	.....	.....	.....	.....	22
14	Brison Welch.....	25	19	24	21	.....	.....	.....	.....	25
15	L. W. Nine.....	39	21	28	21	.....	.....	.....	.....	39
8	W. B. Hutson.....	34	22	26	16	.....	.....	.....	.....	35
8	C. E. Duckworth.....	31	24	31	21	.....	.....	.....	.....	33
8	Jennie M. Thompson.	40	27	39	30	.....	.....	.....	.....	40
8	D. M. Dixon.....	34	26	32	26	.....	.....	.....	.....	34
8	Della A. Savage.....	29	17	23	13	.....	.....	.....	.....	29
8	D. S. Gibson.....	23	16	23	18	.....	.....	.....	.....	23
8	Geo. W. Moore.....	27	19	23	18	.....	.....	.....	.....	28
8	Isaac A. Rinker.....	26	17	18	15	.....	.....	.....	.....	27
9	Mintie Muhlenberg...	27	20	23	17	.....	.....	.....	.....	27
9	C. A. Murphy.....	54	33	46	32	.....	.....	.....	.....	55
9	Lizzie Muhlenberg...	37	27	32	25	.....	.....	.....	.....	37
10	B. B. Savage and ass't	86	55	73	48	.....	.....	.....	.....	86
10	Maggie C. V. Swalf...	12	8	11	8	.....	.....	.....	.....	12
10	Henry E. Feltz.....	29	18	32	15	.....	.....	.....	.....	34
10	W. H. Speicker.....	30	21	25	16	.....	.....	.....	.....	31
10	Jas. M. Foley.....	32	18	26	12	.....	.....	.....	.....	35
10	Ira Culf.....	21	15	17	15	.....	.....	.....	.....	21
10	Rosalie C. McGraw...	21	13	20	14	.....	.....	.....	.....	21
11	Geo. Engle.....	19	14	17	13	.....	.....	.....	.....	19
11	Etta Muhlenberg....	22	14	15	10	.....	.....	.....	.....	22

GARRETT COUNTY—SCHOOL STATISTICS—Continued.

Expenses for the Fiscal Year Ending June 30, 1888.

Number of school. Election district.	Rent.	Fuel.	Repairs.	Other incidental ex- penses.	Furniture, black- boards, stoves.	Cost of books.	Teachers' salaries for the year.	Receipts from books.
9 5	.....	\$6 50	.....	\$1 25	.....	.....	\$112 50	.....
1 6	9 50	7 50	.....	.....	2 00	.....	107 20	.....
2 6	7 50	8 00	.....	1 15	2 00	.....	102 50	.....
3 6	.....	7 56	.....	1 00	2 80	.....	112 50	.....
4 6	.....	10 80	.....	35	25	.....	112 50	.....
5 6	.....	6 65	16 75	4 63	.....	.....	111 29	.....
6 6	.....	8 00	.....	2 50	50	.....	104 49	.....
7 6	7 50	7 20	4 50	1 55	.....	.....	112 50	.....
8 6	7 50	7 25	.....	.....	.....	.....	93 16	.....
1 7	25 00	29 88	14 20	.....	.....	.....	701 33	.....
2 7	.....	8 05	50	.....	.....	.....	112 50	.....
3 7	.....	7 15	.....	1 55	.....	.....	112 50	.....
4 7	.....	7 50	1 00	.....	.....	.....	93 75	.....
5 7	7 50	3 25	3 15	2 10	.....	.....	112 50	.....
6 7	.....	7 50	.....	3 50	.....	.....	93 75	.....
7 7	.....	10 00	50	1 00	.....	.....	93 75	.....
8 7	.....	7 00	.....	1 05	.....	.....	93 75	.....
9 7	8 00	4 00	.....	.....	.....	.....	112 50	.....
10 7	10 00	7 00	.....	1 30	.....	.....	112 50	.....
11 7	7 50	7 50	18 86	.....	.....	.....	100 45	.....
12 7	12 00	5 35	65	90	.....	.....	93 75	.....
13 7	.....	4 50	.....	2 10	.....	.....	93 75	.....
14 7	7 50	10 50	.....	1 35	.....	.....	93 50	.....
15 7	.....	9 75	.....	.....	13 90	.....	93 15	.....
1 8	.....	10 00	4 40	1 00	.....	.....	112 50	.....
2 8	.....	7 50	2 00	.....	.....	.....	93 75	.....
3 8	.....	8 00	.....	1 20	.....	.....	112 50	.....
4 8	.....	7 44	80	.....	.....	.....	112 50	.....
5 8	.....	7 50	.....	26 22	3 85	.....	109 60	.....
6 8	.....	7 50	.....	1 50	.....	.....	93 75	.....
7 8	.....	10 00	5 00	.....	.....	.....	93 75	.....
8 8	.....	6 50	7 35	.....	.....	.....	89 35	.....
9 8	.....	7 60	.....	1 60	2 50	.....	93 75	.....
1 9	.....	6 00	25	1 50	.....	.....	112 50	.....
2 9	.....	.....	.....	14 15	.....	.....	58 60	.....
3 9	9 37	7 60	.....	1 25	.....	.....	112 50	.....
1 10	.....	18 95	14 15	2 82	.....	.....	235 50	.....
2 10	.....	9 50	.....	.....	1 80	.....	93 75	.....
3 10	.....	8 25	.....	2 80	.....	.....	93 75	.....
4 10	.....	7 38	.....	40	.....	.....	103 40	.....
5 10	.....	9 75	.....	1 61	.....	.....	87 85	.....
6 10	.....	9 00	1 50	4 05	.....	.....	119 84	.....
7 10	.....	10 00	.....	1 00	.....	.....	112 50	.....
1 11	.....	10 00	90	1 95	.....	.....	91 27	.....
2 11	6 50	4 00	.....	.....	.....	.....	112 50	.....

## GARRETT COUNTY SCHOOL STATISTICS—Continued.

Attendance for the Year Ending June 30, 1888.

Number of school.	Election district.	NAME OF TEACHER.	Fall Term.		Winter Term.		Spring Term.		Summer Term.		Different pupils.
			On roll.	Average daily attendance.	On roll.	Average daily attendance.	On roll.	Average daily attendance.	On roll.	Average daily attendance.	
3	11	Jennie McAndrews...	19	16	19	16	.....	.....	.....	.....	19
4	11	Libbie Shaw .....	24	13	20	12	.....	.....	.....	.....	24
1	12	Jennie Fazenbaker...	30	22	31	24	.....	.....	.....	.....	31
2	12	Erwin Fazenbaker...	37	19	31	15	.....	.....	.....	.....	37
3	12	A. C. Hamill .....	22	14	.....	.....	.....	.....	.....	.....	.....
4	12	A. W. Michael.....	30	22	25	20	.....	.....	.....	.....	31
			3490	2422	2929	2144	.....	.....	.....	.....	3519
*1	8	Rhoda O. Gibson.....	22	15	21	18	.....	.....	.....	.....	22
			3512	2437	2950	2162	.....	.....	.....	.....	3541

\*Colored school.



GARRETT COUNTY—SCHOOL STATISTICS—Continued.

*Expenses for the Fiscal Year Ending June 30, 1888.*

Number of school. Election district.	Rent.	Fuel.	Repairs.	Other incidental ex- penses.	Furniture, black- boards, stoves.	Cost of books.	Teachers' salaries for the year.	Receipts from books.
3 11	\$7 50	\$10 00		\$2 00			\$110 95	
4 11	12 00	8 13	\$1 45				105 85	
1 12		4 20		3 15			112 50	
2 12		9 50	75	25			108 70	
3 12		2 80		2 24			56 00	
4 12		7 50		1 65			103 35	
*1 8	196 87	740 14	267 16	150 09	139 64		11,048 05	
	3 00	10 00		1 00			93 75	
	199 87	750 14	267 16	151 09	139 64		11,141 80	

\*Colored school.

GARRETT COUNTY—*Statement of Receipts and Disbursements*  
for Public School Purposes, by Dr. E. H. Bartlett, for Year  
Ending June 30, 1888.

## RECEIPTS.

Balance on hand, September 30, 1887 .....		\$924 53
State school tax.....		4,726 29
County school tax— .. cents on the \$100.....		6,750 00
Fines and forfeitures.....		112 50
Sales of books.....		788 75
State appropriation to colored schools.....		48 36
Loans Second National Bank of Cumberland.....		6,000 00
Balance, with interest, due on levy of 1885.....		5,443 51
		<hr/>
		24,793 94
*Academic fund.....	1,200 00	
State school tax.....	3,051 34	
Appropriation to colored schools.....	32 24	
Free School fund.....	1,107 40	
		<hr/>
		5,390 98
		<hr/>
Total.....		\$30,184 92

## DISBURSEMENTS.

Teachers' salaries.....	\$11,048 05
Fuel.....	740 14
Incidental expenses of schools .....	150 09
Rent .....	196 87
Books and stationery.....	962 46
Building school-houses.....	374 74
Repairing school-houses .....	267 16
Furniture, black-boards and stoves.....	139 64
Interest .....	669 02
Salary of Secretary, Treasurer and Examiner..	1,000 00
Per diem of School Commissioners.....	275 00
Office expenses and account books.....	224 30
Printing and advertising .....	45 50
Paid to colored schools.....	107 75
Attorneys' fees.....	251 00
Teachers' salaries, incidentals, repairs, fuel, furniture and rent paid on old debt due by the Board of School Commissioners.....	1,880 78
Freight, hauling, &c.....	11 98
Notes paid in Second National Bank, Cumber- land.....	6,000 00
Balance cash on hand, June 30, 1888 .....	449 46
	<hr/>
	24,793 94
*Balance cash on hand.....	5,390 98
	<hr/>
	\$30,184 92

\*Statement continued by Wm. Hinebaugh.

**GARRETT COUNTY COLORED SCHOOLS—Receipts and Disbursements for the Year Ending June 30, 1888, by Dr. E. H. Bartlett.**

**RECEIPTS.**

Unexpended balance of previous appropriation.....	\$9 36
Amount received from State Treasurer.....	48 36
"          County School Board.....	50 03
	<hr/>
	107 75
*Received from State Treasurer.....	32 24
	<hr/>
	\$139 99

**DISBURSEMENTS.**

Paid for teachers' salaries.....	\$93 75
Incidental expenses.....	1 00
Rent.....	3 00
Fuel.....	10 00
Balance cash on hand (by Wm. Hinebaugh)....	32 24
	<hr/>
	\$139 99

---

\*Continued by Wm. Hinebaugh.

## HARFORD COUNTY.

## SUMMARY OF SCHOOL STATISTICS.

For School Year Ending June 30, 1888.

	1888.	1887.
Number of school-houses owned by the County, 73 ; rented, 31 ; total.....	104	103
(Frame, 91 ; brick, 6 ; log, 2 ; stone, 5.)		
Number of male teachers—principals—(white, 29 ; colored, 11 ; total, 40).....	40	33
Number of female teachers—principals—(white, 67 ; colored, 11 ; total, 78).....	78	83
Number of male teachers—assistants—(white 1 ; col- ored, 1 ; total, 2).....	2	2
Number of female teachers—assistants—(white, 16 ; colored, 1 ; total, 17).....	17	15
Total (white, 113 ; colored, 24 ; total, 137).....	137	133
Number of fenced lots.....	60	58
Number of schools having out-buildings.....	84	80
Number of schools having sufficient black boards....	63	53
Number of schools having good furniture.....	88	91
Number of terms schools were open—white, 4 ; col- ored, 3.....		
Number of different pupils for the year (males— white, 2,648 ; colored, 623 ; total, 3,271 ; females— white, 2,165 ; colored, 525 ; total, 2,690).....	5,961	5,900
Number of pupils in average attendance (white, 2,136 ; colored, 452 ; total, 2,588).....	2,588	2,734
Number of pupils over 16 years of age (white, 431 ; colored, 123 ; total, 554).....	554	551
Number of official visits paid by Examiner (white, 148 ; colored, 21 ; total, 169).....	169	50

## NUMBER OF PUPILS.

	Fall Term.	Winter Term.	Spring Term.	Summer T'm.
On roll.....	{ White ... 2,972	3,888	3,525	2,982
	{ Colored.. 533	1,033	916	528
	3,505	4,921	4,441	3,510
Av. attend. {	White ... 1,859	2,558	2,163	1,966
	Colored.. 350	562	544	354
	2,209	3,120	2,707	2,320

Number of pupils in—	—1888—			—1887—		
	White.	Col.	Total.	White.	Col.	Total.
1st grade, December 1st.....	499	337	836	480	281	761
2d ".....	358	184	542	384	146	530
3d ".....	653	234	887	607	223	830
4th ".....	840	181	1021	898	143	1041
5th ".....	744	63	807	761	65	826
6th ".....	461	34	495	513	22	535
Above 6th ".....	315	0	315	305	0	305
Number of pupils in book-keeping, 255 ; algebra, 324 ; philosophy, 64 ; drawing, 0 ; geometry, 69 ; physiology, 1,302 ; Latin, 0.						

SCHOOL HOUSES BUILT OR ENLARGED DURING THE YEAR.

Number of school.	District.	Brick or Frame.	Cost.	Length.	Width.	Height.	Square feet of black-board.	Out-buildings.	Fences.	Cost of furniture.
18	5	Frame . . . .	\$706 04 P'd on acc't	36 ft.	24 ft.	14 ft.	230	Yes	No.	\$121 42
11	4	"	79 17 P'd on acc't	36 "	24 "	14 "	230	"	Yes . . . . .	
5	3	"	750 60	54 "	26 "	14 "	400	"	" . . . . .	

## HARFORD COUNTY—SCHOOL STATISTICS.

Attendance for the Year Ending June 30, 1888.

Number of school.	Election district.	NAME OF TEACHER.	Fall Term.		Winter Term.		Spring Term.		Summer Term.		Different pupils.
			On roll.	Average daily attendance.	On roll.	Average daily attendance.	On roll.	Average daily attendance.	On roll.	Average daily attendance.	
1	1	J. E. Strawbridge....	39	17	46	28	35	24	36	22	52
2	1	Mary E. Rigdon.....	46	24	71	39	61	37	56	35	83
3	1	Marian Curtiss.....	22	12	27	17	25	16	21	12	33
4	1	Alice L. Stauffer.....	33	10	50	31	53	32	37	21	68
5	1	Mary E. Hamilton....	10	8	12	10	12	7	11	7	17
6	1	Eugenia Ewing.....	36	31	48	35	45	32	40	25	55
7	1	Ada Bond.....	27	18	34	23	29	19	23	17	33
8	1	Ida Curtiss.....	21	13							
		Drucie Bramble.....			20	10					
		Anna C. Keck.....					22	11	26	13	26
9	1	Annie Middendorf....	29	16	33	19	28	17	29	15	41
10	1	Rosa Blake.....	22	12	40	25	36	22	26	16	43
1	2	Annie L. Morgan.....	50	34							
		Hattie E. Worthington			64	43	60	40			
		Maggie Offley.....							59	44	77
2	2	Mattie S. Richardson.	36	22	34	22					
		C. Louise Smith.....					32	19	30	17	49
3	2	Samuel M. Webb.....	20	12	45	31	44	26	28	21	61
4	2	Maggie Shaugbarger...	23	15	40	27	33	21	31	23	43
5	2	Sallie P. Galloway....	38	27	47	37	47	32	50	37	50
6	2	M. Gussie Galloway..	17	8	26	22	24	21	17	11	27
7	2	Lydie E. Beunington..	26	14			29	21	21	13	33
		C. Louise Smith.....			33	21					
8	2	Lillian A. Woodall....	15	10	13	11	16	9	15	10	21
9	2	Bettie L. Hurley.....	15	10	16	9	17	9	15	8	33
10	2	Clara Hetrick.....	16	8	31	21	31	16			
		L. Ava Wheedon.....							10	8	37
11	2	Frank A. Brown.....	38	20	52	35	41	29	28	21	66
12	2	Kezia J. Evans.....	33	21	48	30	44	27	36	18	56
13	2	Carrie H. Smith.....	20	11	28	15	25	15	13	6	34
14	2	M. Nellie Barron....	13	9	32	20	33	20	31	18	46
15	2	Tacy B. Matthews....	20	13	26	17	28	20	28	2	37
16	2	Clara V. Stonebraker.			12	10	12	10	9	7	13
17	2	Chas. G. Cook.....	21	12	29	17	25	14	22	13	32
18	2	Rosa C. Brown.....	29	10	29	16	21	15	19	12	31
19	2	Mary E. Chase.....							24	20	25
1	3	M. Emma Norris.....	35	20	48	33	42	31	41	25	55
2	3	Geo. B. Cumming....	41	24	55	25	39	22	42	25	67
3	3	H. Jennie Grafton....	21	12	34	20	31	17	26	14	41
5	3	Edward M. Brown....	76	52	87	62	84	53	77	52	101
		Clara Kurtz, asst. ....									
6	3	John H. Barrow.....	34	21	51	33	56	28	42	26	75
7	3	J. Hudson Pyle.....	14	8	35	22	32	20	34	26	50
8	3	Agnes E. Bradley....	44	29	67	45	60	33			
		Hattie E. Worthington							35	27	76

HARFORD COUNTY—SCHOOL STATISTICS.

Expenses for the Fiscal Year Ending September 30, 1888.

Number of school.	Election district.	Rent.	Fuel.	Repairs.	Other incidental expenses.	Furniture, blackboards, stoves.	Cost of books.	Teachers' salaries for the year.	Receipts from books.
1	1	.....	\$41 60	\$3 40	.....	\$6 83	\$34 42	\$295 98	\$73 00
2	1	.....	25 35	17	\$0 64	13 46	42 44	318 17	90 02
3	1	.....	20 85	9 50	.....	11 15	35 19	247 42	57 47
4	1	.....	25 58	1 15	.....	2 55	64 27	355 40	70 93
5	1	.....	19 35	5 00	.....	75	19 42	210 00	29 85
6	1	.....	19 35	7 00	.....	2 07	18 26	380 60	99 10
7	1	.....	22 35	14 38	.....	9 75	51 64	318 29	76 70
8	1	.....	.....	.....	.....	.....	.....	.....	.....
9	1	.....	21 35	5 00	33	1 65	24 82	270 00	35 92
10	1	.....	22 30	1 25	.....	11 30	40 26	294 00	72 10
1	2	.....	19 35	12 21	.....	2 08	31 71	320 96	64 53
2	2	.....	21 95	4 64	70	4 85	80 73	388 00	150 20
3	2	.....	25 50	8 06	.....	3 60	51 54	281 33	74 46
4	2	.....	26 00	7 02	1 61	3 00	32 56	318 20	65 58
5	2	.....	32 10	2 50	.....	1 89	24 44	234 50	68 48
6	2	.....	20 50	25 65	.....	25	46 26	394 60	126 42
7	2	.....	19 50	.....	.....	3 85	41 55	308 46	42 88
8	2	.....	19 50	2 50	.....	25	25 14	237 99	55 21
8	2	\$35 00	19 50	.....	50	62 32	14 82	280 00	37 51
9	2	20 00	19 50	.....	.....	.....	39 43	238 80	34 50
10	2	.....	.....	.....	.....	.....	.....	.....	.....
11	2	17 50	21 75	.....	.....	1 15	12 50	217 38	52 73
12	2	.....	22 45	39	89	6 13	61 64	345 54	86 63
13	2	.....	32 25	.....	.....	.....	53 45	292 41	84 93
14	2	.....	21 75	3 84	.....	3 14	40 73	210 05	44 27
15	2	.....	27 25	17 30	.....	50	10 48	296 30	49 91
16	2	.....	31 15	9 52	.....	80	10 40	308 77	52 72
17	2	21 00	20 00	.....	.....	80	5 21	173 54	16 01
18	2	30 00	21 75	.....	.....	43	14 74	235 44	38 94
19	2	.....	18 00	.....	.....	1 95	16 35	284 42	38 74
19	2	6 25	.....	.....	.....	.....	11 01	81 00	9 62
1	3	.....	19 35	32 81	.....	2 40	68 99	377 28	103 76
2	3	.....	.....	16 38	20	12	22 38	354 36	85 26
3	3	.....	2 93	12 06	05	1 65	71 50	296 67	63 42
5	3	.....	3 50	58	.....	3 78	36 02	622 00	154 90
6	3	.....	50	24	.....	2 40	41 22	311 34	72 96
7	3	.....	50	26 50	.....	42	19 69	248 67	41 74
8	3	.....	.....	.....	.....	.....	.....	.....	.....
.....	.....	.....	.....	3 35	.....	50	68 38	380 63	98 49

## HARFORD COUNTY SCHOOL STATISTICS—Continued.

Attendance for the Year Ending June 30, 1888.

Number of school.	Election district.	NAME OF TEACHER.	Fall Term.		Winter Term.		Spring Term.		Summer Term.		Different pupils.
			On roll.	Average daily attendance.	On roll.	Average daily attendance.	On roll.	Average daily attendance.	On roll.	Average daily attendance.	
..	..	Helen A. Kahoe, asst.	..	..	..	..	..	..	..	..	..
9	3	Nelson H. Stritehoff..	32	26	36	25	30	17	27	21	43
10	3	Clara K. Hutton.....	30	14	39	27	34	25	31	20	45
11	3	Maggie J. Andrew.....	28	18	46	29	43	24	32	21	59
12	3	Chas. H. Glackin.....	23	11	45	28	40	26	37	17	53
14	3	Milton E. Smith.....	180	141	184	140	167	114	146	105	214
..	..	Annie E. Offley, asst..	..	..	..	..	..	..	..	..	..
..	..	Alice M. Youse, asst..	..	..	..	..	..	..	..	..	..
..	..	Theresa O. Glenn, asst	..	..	..	..	..	..	..	..	..
15	3	Laura M. Stonebraker	34	25	37	24	28	14	32	23	46
1	4	Jas. M. Hendrix.....	79	50	98	68	89	53	68	42	112
..	..	Emma S. Smith, asst.	..	..	..	..	..	..	..	..	..
2	4	Mary E. Wiley.....	22	14	37	22	28	13	23	12	42
3	4	Emma F. Welch.....	35	27	43	32	40	26	35	28	51
4	4	A. Louie Wheeler....	25	17	24	17	22	15	25	18	37
5	4	R. B. Strawbridge....	44	30	66	48	61	42	46	32	71
..	..	Mollie C. Jones, asst't.	..	..	..	..	..	..	..	..	..
6	4	Hannah A. Baldwin..	30	16	45	21	36	13	28	19	48
7	4	Annie M. Metzler.....	26	18	43	28	37	27	25	18	45
8	4	Jas. E. Glenn.....	64	49	94	70	93	68	67	50	110
..	..	Mina J. Duncan, asst.	..	..	..	..	..	..	..	..	..
9	4	Benj. F. W. McClung..	40	26	41	23	40	20	27	17	55
10	4	Alice J. Glackin.....	17	10	20	11	15	8	19	12	27
11	4	Millard F. Bennington	40	21	49	29	40	22	25	11	62
12	4	Webster C. McClung..	42	32	53	38	41	24	30	18	65
13	4	L. Holland Kilgore....	39	21	38	25	35	21	26	15	52
14	4	Mary V. Rutledge....	21	9	31	19	27	10	25	15	39
15	4	Shad. Robinson.....	..	..	..	..	..	..	..	..	..
..	..	Annie J. Godfrey.....	32	24	..	..	..	..	..	..	..
..	..	Ida Curtiss.....	..	..	48	28	44	23	32	24	54
16	4	Laura A. Bradley....	22	14	45	26	29	14	28	14	56
18	4	M. Kittie Shrodes....	18	13	37	21	27	15	22	14	45
19	4	Mary V. Tarbert.....	31	17	35	22	32	20	25	14	38
20	4	Chas. M. Morris.....	18	11	28	18	25	15	17	11	32
21	4	Bertha M. Walton....	35	26	42	31	41	27	32	25	53
22	4	H. Belle Glenn.....	26	17	34	23	36	21	23	14	44
1	5	Annie E. Clement....	34	20	49	36	40	28	24	16	51
2	5	Truman C. Day.....	62	37	86	49	75	31	53	32	108
..	..	Nellie Gladden, 1 asst	..	..	..	..	..	..	..	..	..
..	..	Maggie G. Harry.....	..	..	..	..	..	..	..	..	..
3	5	Mollie A. Davis.....	42	20	56	34	45	16	40	22	91
4	5	H. J. Scarborough....	31	16	33	22	30	19	20	12	38
5	5	Jas. W. McNabb.....	40	18	50	33	43	25	..	..	..
..	..	Mary Lloyd.....	..	..	..	..	..	..	55	37	74
6	5	Bettie Barnes.....	22	14	..	..	..	..	..	..	..



HARFORD COUNTY SCHOOL STATISTICS—Continued.

Expenses for the Fiscal Year Ending September 30, 1888.

Number of school.	Election district.	Rent.	Fuel.	Repairs.	Other incidental ex- penses.	Furniture, black- boards, stoves.	Cost of books.	Teachers' salaries for the year.	Receipts from books.
9	3		\$1 00	\$0 24		\$ 67	\$60 95	\$282 50	\$65 22
10	3			3 38		35	29 57	270 00	65 74
11	3		2 00	68	\$0 30	7 21	50 81	287 54	79 61
12	3		7 20	10 86		10	41 59	334 40	68 97
14	3	\$66 00	94 45	28 19	54 20	1 25	127 58	2,100 00	253 45
..	..								
15	3	48 00	1 00		16	30	30 59	270 00	85 60
1	4		37 96	25	21 50	16 36	98 25	566 40	150 57
..	..								
2	4			75	25	4 32	21 49	250 00	54 71
3	4			19 80	3 00	6 74	42 92	320 00	94 31
4	4			3 80	80	1 01	47 80	255 89	61 24
5	4			18 00	50	1 10	52 88	394 95	108 06
..	..								
6	4			48		83	28 90	260 40	66 07
7	4		10 35	4 55	22	25	58 49	293 76	70 40
8	4		15 00	75 40	1 45	1 35	55 63	960 00	214 26
..	..								
9	4		75	1 88		55	47 07	274 37	78 42
10	4		15 75	5 50		85	24 02	238 90	29 91
11	4		20 74	19 36	58	50	48 29	286 68	41 24
12	4		1 20			95	82 14	313 34	87 19
13	4		7 25	3 05		30	53 73	335 63	79 40
14	4		22 75			85	16 79	248 04	45 22
15	4								
..	..								
16	4		25 95				40 22	305 31	60 12
18	4		28 75	2 66		10 50	13 83	260 00	64 22
19	4		27 75		16	16	6 83	240 20	48 13
20	4		30 25				8 24	268 51	56 70
20	4		29 00	5 25		92	19 33	227 19	33 85
21	4		29 00	6 10	66	80	51 89	379 14	94 62
22	4	20 00	16 87	1 50	12		16 68	278 76	46 24
1	5		24 00	3 88		85	41 83	340 50	80 84
2	5		36 00	7 64		1 50	59 31	336 25	86 31
..	..								
3	5		24 00	1 25	1 35	25	31 24	271 15	46 33
4	5		31 50	60		25	29 94	263 00	28 78
5	5		30 75	17 34		2 01	18 15	306 57	55 76
..	..								
6	5		25 50	25		75	53 84	286 50	53 21

## HARFORD COUNTY SCHOOL STATISTICS—Continued.

Attendance for the Year Ending June 30, 1888.

Number of school. Election district.	NAME OF TEACHER.	Fall Term.		Winter Term.		Spring Term.		Summer Term.		Different pupils.
		On roll.	Average daily attendance.	On roll.	Average daily attendance.	On roll.	Average daily attendance.	On roll.	Average daily attendance.	
.. ..	Nellie Gladden.....	.. ..	.. ..	23	17	.. ..	.. ..	.. ..	.. ..	.. ..
.. ..	Maggie G. Harry.....	.. ..	.. ..	.. ..	.. ..	25	15	17	12	32
7 5	Frank Davis.....	29	13	51	29	45	23	26	14	59
8 5	M. Eva Sidwell.....	30	12	.. ..	.. ..	.. ..	.. ..	.. ..	.. ..	.. ..
.. ..	Harold Scarboro.....	.. ..	.. ..	36	29	.. ..	.. ..	.. ..	.. ..	.. ..
.. ..	Emma King.....	.. ..	.. ..	.. ..	.. ..	38	28	22	19	62
9 5	Wm. S. Cavender.....	36	23	62	38	48	25	33	25	75
10 5	Georgia R. Scarboro..	19	9	30	17	27	15	22	15	38
11 5	H. S. Huff .....	17	8	41	24	37	20	24	18	47
12 5	Bertha Scarboro.....	21	9	41	22	24	10	35	20	41
13 5	John B. Scarborough.	47	19	60	41	57	34	44	27	79
.. ..	Louanna Rigdon, asst	.. ..	.. ..	.. ..	.. ..	.. ..	.. ..	.. ..	.. ..	.. ..
14 5	Jacob A. Doxen.....	23	14	28	20	.. ..	.. ..	.. ..	.. ..	.. ..
.. ..	Mary Spalding.....	.. ..	.. ..	.. ..	.. ..	28	15	25	15	56
15 5	A. Finney Galbreath.	76	51	82	54	85	56	82	48	110
.. ..	Mary J. Kurtz, 1 asst.	.. ..	.. ..	.. ..	.. ..	.. ..	.. ..	.. ..	.. ..	.. ..
.. ..	M. S. Richardson, "	.. ..	.. ..	.. ..	.. ..	.. ..	.. ..	.. ..	.. ..	.. ..
16 5	Helen A. Kahoe.....	8	6	8	3	.. ..	.. ..	.. ..	.. ..	16
17 5	L. Virginia Waples...	48	32	56	40	51	26	34	24	73
18 5	M. Sadie Hilberg.....	21	17	34	26	39	24	34	28	44
19 5	Ella M. Stritehoff....	17	14	25	16	20	17	17	13	30
20 5	F. Lizzie Quinby.....	.. ..	.. ..	.. ..	.. ..	.. ..	.. ..	17	13	17
1 6	R. W. Eubank, prin..	336	227	336	234	336	234	316	220	387
.. ..	Chas. T. Wilson, v. p.	.. ..	.. ..	.. ..	.. ..	.. ..	.. ..	.. ..	.. ..	.. ..
.. ..	M. M. Offley, 1 asst..	.. ..	.. ..	.. ..	.. ..	.. ..	.. ..	.. ..	.. ..	.. ..
.. ..	Mary Gibson, 2 "	.. ..	.. ..	.. ..	.. ..	.. ..	.. ..	.. ..	.. ..	.. ..
.. ..	A. L. Barron, 3 "	.. ..	.. ..	.. ..	.. ..	.. ..	.. ..	.. ..	.. ..	.. ..
.. ..	L. G. Carver, 4 "	.. ..	.. ..	.. ..	.. ..	.. ..	.. ..	.. ..	.. ..	.. ..
.. ..	L. B. Tammany, 5 asst	.. ..	.. ..	.. ..	.. ..	.. ..	.. ..	.. ..	.. ..	.. ..
		2972	1859	3888	2558	3525	2163	2982	1966	4813



## HARFORD COUNTY—COLORED SCHOOL STATISTICS.

Attendance for the Year Ending June 30, 1888.

Number of school.	Election district.	NAME OF TEACHER.	Fall Term.		Winter Term.		Spring Term.		Summer Term.		Different pupils.
			On roll.	Average daily attendance.	On roll.	Average daily attendance.	On roll.	Average daily attendance.	On roll.	Average daily attendance.	
1	1	Mary E. Draper.....	26	15	30	17	27	15	22	14	32
2	1	Samuel A. Jones.....	24	16	53	27	46	23	26	13	48
3	1	William Polk.....	21	10	33	17	29	16	23	16	37
1	2	Harriet A. Hilton.....	15	10	.....	.....	.....	.....	.....	.....	.....
..	..	Isaiah Harrison.....	.....	.....	45	21	43	22	30	22	56
2	2	Clara M. Draper.....	17	13	102	49	112	74	49	41	114
..	..	E. A. Draper, asst.....	.....	.....	.....	.....	.....	.....	.....	.....	.....
3	2	Emily F. Thomas....	29	16	72	25	66	28	31	27	75
4	2	Ida A. Morrison.....	22	8	37	17	34	17	16	10	42
1	3	Emma V. Randolph..	38	30	56	31	47	23	31	17	59
2	3	J. H. L. Cooper.....	33	24	36	20	26	18	24	20	44
3	3	Wm. T. Freeman.....	36	28	60	38	51	30	38	23	68
4	3	Robt. E. Saddler....	29	23	41	25	35	23	28	22	49
5	3	Jos. E. Hall.....	15	8	57	24	52	20	19	10	55
1	4	Annie Godwin.....	28	19	44	22	39	22	35	23	54
2	4	Jas. E. Aylor.....	.....	.....	24	11	.....	.....	.....	.....	24
3	4	Jas. M. Batter.....	20	12	.....	.....	.....	.....	.....	.....	.....
..	..	Lizzie C. Dunbar.....	.....	.....	37	21	18	14	18	10	43
4	4	Anna C. Brown.....	17	14	32	15	33	24	24	19	41
1	5	A. L. Presbury.....	45	25	88	62	72	54	22	12	89
2	5	H. DeR. Wilson.....	19	12	33	21	37	25	13	11	50
3	5	Annie E. Glascoe....	22	15	35	19	37	20	.....	.....	40
1	6	Samantha Green....	77	52	118	80	112	76	79	44	128
..	..	E. V. Frazier, asst.....	.....	.....	.....	.....	.....	.....	.....	.....	.....
			533	350	1033	562	916	544	528	354	1148

HARFORD COUNTY—COLORED SCHOOL STATISTICS.

Expenses for the Fiscal Year Ending September 30, 1888.

Number of school.	Election district.	Rent.	Fuel.	Repairs.	Other incidental ex- penses.	Furniture, black- boards, stoves.	Cost of books.	Teachers' salaries for the year.	Receipts from books.	
1	1	.....	\$18 00	.....	.....	.....	\$2 53	\$193 50	\$29 55	
2	1	.....	24 35	.....	\$0 06	\$2 10	20 50	177 90	28 37	
3	1	.....	39 60	.....	.....	32	5 96	193 50	26 62	
1	2	.....	21 75	\$2 75	.....	76	17 26	189 60	39 89	
2	2	.....	19 50	1 24	.....	1 58	71 72	254 20	72 63	
3	2	.....	19 50	.....	.....	.....	22 60	193 50	51 47	
4	2	.....	9 00	.....	.....	.....	2 25	169 05	32 79	
1	3	\$14 00	2 02	.....	.....	25	13 64	264 60	22 55	
2	3	.....	11 25	.....	2 11	15 45	7 83	193 50	26 47	
2	3	.....	17 25	60	.....	97	11 84	193 50	49 55	
4	3	22 00	1 50	.....	.....	80	9 10	192 20	36 20	
5	3	.....	20 43	.....	.....	15 66	10 52	168 28	36 20	
1	4	.....	17 50	50	.....	08	4 97	222 30	55 78	
2	4	.....	9 00	8 05	.....	.....	1 57	65 00	6 07	
3	4	.....	12 00	4 15	.....	8 35	2 50	160 39	33 49	
4	4	.....	27 75	.....	.....	50	2 28	204 10	42 96	
1	5	.....	22 75	24 41	.....	25	41 28	192 30	84 49	
2	5	.....	23 25	.....	.....	.....	4 30	192 20	31 42	
3	5	.....	27 25	08	.....	20	4 43	156 00	30 70	
1	6	.....	35 00	39	40	3 55	102 70	404 65	123 38	
			36 00	378 65	42 17	2 57	50 82	359 78	3,980 27	860 58

HARFORD COUNTY—*Statement of Receipts and Disbursements for Public School Purposes for the Year Ending September 30, 1888.*

RECEIPTS.	
Balance on hand, September 30, 1887.....	\$427 36
State school tax.....	12,626 05
State free-school fund.....	1,990 42
State donations.....	300 00
County school tax—17 cents on the \$100.....	20,837 18
Amount of levy.....	\$22,061 35
Interest on investments.....	27 99
Fines and forfeitures (local option fines).....	333 75
Book fees—white, \$6,298.99; colored, \$860.58.....	7,159 57
Sales of books.....	204 79
State appropriation to colored schools.....	3,369 40
Amount received from insurance company for damage to 14-2.....	17 30
Amount received from collectors of 1886.....	366 33
Amount advanced by collectors of 1888-'9.....	2,500 00
	\$50,160 14
DISBURSEMENTS.	
Teachers' salaries.....	\$31,182 87
Fuel.....	1,782 59
Incidental expenses of schools.....	209 72
Rent.....	747 55
Books and stationery.....	2,848 01
Building school-houses.....	1,535 81
Repairing school-houses.....	670 20
Furniture, black-boards and stoves.....	450 75
Interest (rebate for prepayment by collectors).....	56 35
Salary of Secretary, Treasurer and Examiner... ..	1,000 00
Per diem of School Commissioners.....	300 00
Office expenses and account books.....	334 05
Printing and advertising.....	172 00
Paid to colored schools.....	5,050 26
Library funds.....	60 00
Counsel to board.....	100 00
Advance on administration of 1888-'9.....	25 00
Rent of hall for institute.....	30 00
Postage and postal cards.....	81 10
Insurance.....	164 39
Advance to teachers on fall term, 1888.....	27 50
Balance cash on hand.....	3,331 99
	\$50,160 14

HARFORD COUNTY COLORED SCHOOLS—*Receipts and Disbursements for Year Ending September 30, 1888.*

RECEIPTS.	
Amount received from State Treasurer.....	\$3,369 40
“ County School Board.....	110 00
“ book fees.....	860 58
Balance due white schools, September 30, 1888.....	2,664 91
	\$7,004 89
DISBURSEMENTS.	
Paid for teachers' salaries.....	\$3,980 27
Incidental expenses.....	2 57
Rent.....	36 00
Fuel.....	378 65
Books and Stationery.....	359 78
Other purposes (repairs, \$42.17; furniture, \$50.82; supervision, \$200.00).....	292 99
Debt due white schools, September 30, 1887.....	1,954 63
	\$7,004 89

HOWARD COUNTY.

SUMMARY OF SCHOOL STATISTICS.

For School Year Ending June 15, 1888.

	1888.	1887.
Number of school-houses owned by the County, 32 ; rented, 10 ; total .....	55	53
(Frame, 49 ; brick, 1 ; log, 4 ; stone, 1.)		
Number of rooms occupied when the attendance is largest .....	55	57
Number of male teachers—principals—(white, 15 ; colored, 7 ; total, 22) .....	22	21
Number of female teachers—principals—(white, 27 ; colored, 7 ; total, 34) .....	34	33
Number of male teachers—assistants—(white 0 ; col- ored, 0 ; total, 0) .....	..	..
Number of female teachers—assistants—(white, 2 ; colored, 1 ; total, 3) .....	3	3
Total (white, 44 ; colored, 15 ; total, 59) .....	59	57
Number of schools having out-buildings .....	53	53
Number of schools having sufficient black-boards ...	36	36
Number of schools having good furniture .....	34	31
Number of terms schools were open—white, 4 ; col- ored, 4 .....	..	4
Number of different pupils for the year (white, 2,267 ; colored, 792 ; total, 3,059) .....	3,059	3,042
Number of pupils in average attendance (white, 1,139 ; colored, 271 ; total, 1,410) .....	1,410	1,400
Number of official visits paid by Examiner .....	153	155

NUMBER OF PUPILS.

	Fall Term.	Winter Term.	Spring Term.	Summer Term.
On roll .....	2,164	2,590	2,459	2,012
Av'age attendance.	1,421	1,530	1,397	1,292
			1888.	1887.
Number of pupils in 1st grade, December 1st .....			473	435
“ 2d “ .....			390	338
“ 3d “ .....			452	486
“ 4th “ .....			430	440
“ 5th “ .....			422	390
“ 6th “ .....			374	318
“ above 6th “ .....			50	47

Number of pupils in book-keeping, 32 ; algebra, 71 ; philosophy, 103 ; drawing, 11 ; geometry, 22 ; physiology, 426 ; Latin, 5.

SCHOOL HOUSES BUILT OR ENLARGED DURING THE YEAR—No. of schools, 1, 2, 7 and 8 ; district, 2 ; frame, two story ; cost, \$4,744.50 ; length, 57 ft. 10 in. ; width, 36 ft. 2 in. ; height, 26 ft. 9 in. ; square feet of blackboard, 204 ; out-buildings, yes ; fences, no.

## HOWARD COUNTY—SCHOOL STATISTICS.

Attendance for the Year Ending June 15, 1888.

Number of school.	Election district.	NAME OF TEACHER.	Fall Term.		Winter Term.		Spring Term.		Summer Term.		Different pupils.
			On roll.	Average daily attendance.	On roll.	Average daily attendance.	On roll.	Average daily attendance.	On roll.	Average daily attendance.	
1	1	Miss Minnie Murphy.	44	30	44	30	43	27	34	23	53
2	1	{ J. N. Wyatt..... }	101	75	103	79	98	70	87	56	119
		{ Mrs. J. N. Wyatt.. }									
3	1	Miss A. C. Thompson.	15	13	18	12	18	11	14	10	19
4	1	J. N. Gordon.....	26	15	23	16	23	14	20	11	24
5	1	Miss Sallie V. Kyne ..	34	25	36	24	33	19	31	18	38
1	2	Miss Jennie E. Kirby.	43	33	43	27	39	31	34	26	46
2	2	Miss Mamie Scott....	51	43	56	45	67	47	66	52	67
3	2	Miss Ida Brian .....	24	18	27	15	23	14	23	16	32
4	2	Miss A. E. Johnston..	34	25	44	32	44	28	33	26	48
5	2	Miss L. A. Bennett....	62	53	68	49	67	51	66	52	81
6	2	Miss Bertha Tuohy ..	19	15	29	18	26	17	23	13	34
7	2	Miss Myra P. Hobbs..	43	35	49	33	49	36	43	31	50
8	2	Miss R. E. Collier....	64	50	65	50	64	51	58	49	71
1	3	J. R. Musser.....	49	31	54	34	51	25	46	29	59
2	3	L. M. Shipley .....	47	33	46	29	41	25	31	18	51
3	3	R. J. Bennett.....	26	19	37	25	31	24	26	20	41
4	3	Miss M. Merceron....	48	37	63	41	53	30	49	38	69
5	3	Miss Ada D. Isaac....	42	24	55	29	51	22	37	22	62
6	3	Miss F. E. Brian.....	26	21	28	22	28	21	27	20	29
7	3	Miss B. Mayfield.....	37	23	44	24	45	25	36	23	57
1	4	Jno. L. Hill .....	35	22	53	32	41	25	29	19	55
2	4	Miss Mary A. Biggs...	50	33	71	43	54	28	45	30	81
3	4	Miss A. M. Dawley...	54	37	60	37	54	32	49	26	78
4	4	Miss F. R. Frost.....	44	31	53	35	55	31	56	40	65
5	4	J. B. Hyatt.....	56	30	53	25	53	20	58	30	79
6	4	Wm. I. Weems .....	19	13	21	11	24	11	20	12	27
7	4	Miss Edith C. Machin.	11	7	16	10	20	9	14	10	22
8	4	Miss Libbie Curtiss..	39	23	53	38	52	37	36	25	57
9	4	C. A. Hartsock.....	31	22	36	21	32	19	25	15	42
1	5	Miss Jessie Bennett ..	33	19	43	16	40	19	26	12	62
2	5	Miss Jennie Hardey...	34	23	37	24	38	20	32	23	42
3	5	Geo. Rippard.....	41	26	54	30	50	23	41	28	73
4	5	Miss M. M. Turner....	36	21	40	20	39	14	35	22	44
5	5	Wm. H. Marlow.....	39	26	43	26	43	24	42	23	57
6	5	Miss R. T. Maynard..	25	20	37	24	35	23	26	24	40
1	6	{ Jos. C. Hands..... }	92	64	95	65	92	56	88	61	114
		{ Miss Maggie Resau }									
2	6	C. A. Thompson.....	20	10	25	12	23	9	16	12	27
3	6	J. T. R. R. Carroll....	44	32	49	33	42	28	35	26	62
4	6	Miss N. M. Dudley....	31	23	33	22	34	21	27	20	35
5	6	B. E. Williams.....	37	15	36	14	40	11	35	18	61
6	6	Miss F. H. Robinson..	42	25	45	34	51	31	40	28	56
7	6	Miss Jennie M. Dixon.	30	15	31	20	30	20	25	19	38
			1672	1155	1916	1226	1836	1099	1584	1076	2267



HOWARD COUNTY—SCHOOL STATISTICS.

Expenses for the Fiscal Year Ending September 30, 1888.

Number of School.		Election district.	Rent.	Fuel.	Repairs.	Other incidental ex- penses.	Furniture, black- boards, stoves.	Cost of books.	Teachers' salaries for the year.	Receipts from books.
1	1	.....	\$21 38	\$10 00	\$55 65	\$6 55	.....	.....	\$403 75	\$13 35
2	1	\$56 00	26 00	1 25	9 35	4 00	.....	.....	686 75	15 45
3	1	.....	15 60	1 75	1 75	.....	.....	.....	380 00	23 81
4	1	.....	30 00	.....	8 18	.....	.....	.....	403 75	23 12
5	1	.....	22 50	24 00	6 65	8 52	.....	.....	403 75	10 05
1	2	37 50	20 50	5 15	9 30	.....	.....	.....	380 00	33 75
2	2	.....	25 65	6 70	10 25	32 00	.....	.....	380 00	16 88
3	2	.....	34 38	2 37	5 69	.....	.....	.....	380 00	10 27
4	2	48 00	16 00	50	6 08	.....	.....	.....	380 00	30 97
5	2	.....	25 47	50	5 16	.....	.....	.....	403 75	1 80
6	2	48 00	16 00	.....	3 74	.....	.....	.....	380 00	26 80
7	2	37 50	22 25	.....	8 38	10 50	.....	.....	403 75	70 70
8	2	60 00	18 52	.....	2 13	2 50	.....	.....	380 00	45 51
1	3	.....	19 00	3 50	4 50	.....	.....	.....	403 75	35 10
2	3	.....	12 00	.....	7 66	.....	.....	.....	403 75	18 71
3	3	.....	17 07	.....	4 70	.....	.....	.....	403 75	30 05
4	3	.....	14 50	.....	16 97	.....	.....	.....	393 50	30 92
5	3	.....	22 44	.....	3 79	119 44	.....	.....	380 00	37 16
6	3	40 00	33 92	6 19	7 12	.....	.....	.....	380 00	15 60
7	3	50 00	1 50	.....	27 75	12 45	.....	.....	380 00	58 14
1	4	.....	19 00	.....	7 86	.....	.....	.....	403 75	29 00
2	4	.....	19 75	3 25	16 50	.....	.....	.....	380 00	49 87
3	4	.....	15 00	6 75	5 19	.....	.....	.....	403 75	21 45
4	4	.....	15 75	3 97	2 20	1 10	.....	.....	385 00	36 25
5	4	.....	16 49	2 00	2 02	.....	.....	.....	403 75	3 75
6	4	.....	29 13	.....	7 19	.....	.....	.....	403 75	10 50
7	4	.....	15 00	35	70	.....	.....	.....	392 50	10 50
8	4	.....	35 50	.....	5 20	.....	.....	.....	393 75	32 41
9	4	.....	18 00	38	1 80	.....	.....	.....	380 00	13 55
1	5	.....	15 34	1 00	3 53	8 00	.....	.....	380 00	.....
2	5	.....	11 25	26 68	12 25	.....	.....	.....	403 75	2 05
3	5	.....	13 75	.....	13 54	3 00	.....	.....	380 00	33 13
4	5	.....	19 00	.....	1 48	7 00	.....	.....	403 75	15 35
5	5	.....	13 25	95	1 01	.....	.....	.....	403 75	28 65
6	5	.....	18 95	2 02	4 94	.....	.....	.....	403 75	6 00
1	6	84 00	29 50	.....	5 50	.....	.....	.....	688 75	6 85
2	6	.....	18 00	34 16	1 34	62 61	.....	.....	380 00	9 20
3	6	.....	10 00	3 37	85	.....	.....	.....	380 00	22 38
4	6	.....	25 26	3 00	6 02	.....	.....	.....	380 00	30 24
5	6	.....	16 50	6 05	2 20	95 15	.....	.....	380 00	26 24
6	6	.....	11 00	5 00	8 15	.....	.....	.....	403 75	15 74
7	6	.....	20 00	60 00	2 75	.....	.....	.....	380 00	9 01
			461 00	820 10	220 84	317 02	372 82	.....	17,024 00	960 26

## HOWARD COUNTY—COLORED SCHOOL STATISTICS.

Attendance for the Year Ending June 15, 1888.

Number of school.	Election district.	NAME OF TEACHER.	Fall Term.		Winter Term.		Spring Term.		Summer Term.		Different pupils.
			On roll.	Average daily attendance.	On roll.	Average daily attendance.	On roll.	Average daily attendance.	On roll.	Average daily attendance.	
1	1	Miss Mary F. Wilson..	45	21	48	20	45	18	30	15	60
1	2	{ Charles L. Moore.. }	96	63	93	55	77	49	78	50	107
2	2	{ Miss A. Saunders.. }									
2	2	Miss Louisa Williams..	39	20	53	17	.....	.....	.....	.....	.....
2	2	Miss A. N. Braxston..	.....	.....	.....	.....	49	21	43	22	60
1	3	John E. Garrett.....	49	25	51	24	42	20	30	16	51
2	3	P. A. Coston.....	15	6	.....	.....	.....	.....	.....	.....	.....
2	3	P. M. Washington....	.....	.....	29	15	34	18	28	10	34
1	4	Geo. S. Lawrence....	63	35	89	44	77	36	59	36	91
2	4	Miss A. E. Williams..	.....	.....	.....	.....	25	11	12	6	27
3	4	I. W. Somers.....	24	12	44	16	36	14	28	12	51
1	5	Miss A. N. Braxston..	18	8	.....	.....	.....	.....	.....	.....	.....
1	5	Miss P. L. Brice.....	.....	.....	43	17	38	14	.....	.....	50
2	5	Miss Victor Hurst....	48	26	58	23	50	23	43	17	81
3	5	Miss A. N. Braxston..	22	12	36	15	.....	.....	.....	.....	.....
3	5	Charles A. Redden....	.....	.....	.....	.....	25	13	.....	.....	40
4	5	Miss Mary Hebbons..	.....	.....	27	13	27	13	.....	.....	27
1	6	Miss M. M. Hurst....	29	17	41	20	40	25	28	14	49
2	6	Hezekiah Brown.....	44	21	62	25	58	23	49	18	64
			492	266	674	304	623	298	428	216	792

HOWARD COUNTY—COLORED SCHOOL STATISTICS.

Expenses for the Fiscal Year Ending September 30, 1888.

Number of school. Election district.		Rent.	Fuel.	Repairs.	Other incidental ex- penses.	Furniture, black- boards, stoves.	Cost of books.	Teachers' salaries for the year.	Receipts from books.
1	1	\$30 00	\$16 00	.....	\$5 80	\$1 50	.....	\$209 00	\$28 18
1	2	.....	30 50	\$3 92	7 86	5 10	.....	492 00	54 81
2	2	.....	.....	.....	.....	.....	.....	.....	.....
2	2	.....	12 00	75	40	1 75	.....	199 00	8 04
1	3	.....	14 00	.....	1 61	.....	.....	190 00	26 60
2	3	.....	.....	.....	.....	.....	.....	.....	.....
2	3	39 00	11 89	.....	3 01	.....	.....	186 00	12 45
1	4	.....	13 55	.....	35	5 00	.....	209 00	39 67
2	4	.....	4 50	.....	.....	.....	.....	105 00	.....
3	4	.....	9 00	59	2 00	.....	.....	209 00	17 51
1	5	.....	.....	.....	.....	.....	.....	.....	.....
1	5	.....	8 75	25	60	.....	.....	143 00	12 33
2	5	.....	30 00	4 25	6 51	.....	.....	209 00	9 85
3	5	.....	.....	.....	.....	.....	.....	.....	.....
3	5	.....	6 50	15 57	2 61	14 50	.....	132 00	1 50
4	5	.....	10 00	2 92	.....	.....	.....	71 00	10 00
1	6	.....	15 25	4 20	3 35	.....	.....	186 00	20 11
2	6	.....	11 85	3 00	5 71	.....	.....	199 00	6 44
		69 00	193 79	35 45	39 81	27 85	.....	2,739 00	247 49

HOWARD COUNTY—Statement of Receipts and Disbursements  
for Public School Purposes for the Year Ending September 30,  
1888.

## RECEIPTS.

State school tax.....	\$7,569 26
State free school fund.....	1,448 64
State donations.....	1,200 00
County school tax.....	13,000 00
Amount of levy.....	\$13,000
Fines and forfeitures.....	25 00
Book fees.....	1,207 75
Sales of books at office.....	5 00
State appropriation to colored schools.....	2,256 28
Sale of lot.....	400 50
Sale of bonds.....	4,300 00

---

\$31,412 43

## DISBURSEMENTS.

Amount of indebtedness, September 30, 1887....	\$1,310 21
Teachers' salaries.....	17,024 00
Fuel.....	820 10
Incidental expenses of schools.....	317 02
Rent.....	461 00
Books and stationery.....	1,310 87
Building school-houses.....	2,525 00
Repairing school-houses.....	220 84
Furniture, blackboards and stoves.....	372 82
Interest.....	96 51
Salary of Secretary, Treasurer and Examiner..	800 00
Per diem of school commissioners.....	281 30
Office expenses and account books.....	114 96
Printing and advertising.....	125 18
Paid to colored schools.....	3,104 90
Postage and expressage.....	68 23
Insurance.....	34 92
Attorneys' fees (two years).....	95 90
School libraries.....	20 00
State Teachers' Association.....	10 00
Recording deeds.....	9 25
School lot.....	305 00
Surveying.....	5 00
Selling lot—auctioneer.....	10 00
Balance cash on hand.....	1,969 43

---

\$31,412 43

HOWARD COUNTY COLORED SCHOOLS—Receipts and  
Disbursements for the Year Ending September 30, 1888.

## RECEIPTS.

Amount received from State Treasurer.....	\$2,256 28
“ “ “ County School Board.....	601 13
Book fees.....	247 49

## DISBURSEMENTS.

Paid for teachers' salaries.....	\$2,739 00
Incidental expenses.....	39 81
Rent.....	69 00
Fuel.....	193 79
Furniture.....	27 85
Repairs.....	35 45

---

\$3,104 90

KENT COUNTY.

SUMMARY OF SCHOOL STATISTICS.

For School Year ending June 30, 1888.

	1888.	1887.
* Number of school-houses owned by the County, 48; occupied, 16; total.....	64	63
(Frame, 61; brick, 3; log, 0; stone, 0.)		
Number of rooms occupied when the attendance is largest.....	79	..
Number of male teachers—principals—(white, 11; colored, 7; total, 18).....	18	21
Number of female teachers—principals—(white, 33; colored, 11; total, 44).....	44	41
Number of male teachers—assistants—(white, 0; colored, 1; total, 1).....	1	1
Number of female teachers—assistants—(white, 16; colored, 0; total, 16).....	16	16
Total (white, 60; colored, 19; total, 79).....	79	79
Number of fenced lots.....	29	29
Number of schools having out-buildings.....	49	49
Number of schools having sufficient black-boards....	55	55
Number of schools having good furniture.....	47	47
Number of terms schools were open (white, 4; colored, an average of 2 7 9).....		
Number of different pupils for the year (males—white, 1,266; colored, 804; total, 2,070; females—white, 1,097; colored, 584; total, 1,681).....	3,751	3,741
Number of pupils in average attendance (white, 1,236; colored, 515; total, 1,751).....	1,751	1,907
Number of pupils over 16 years of age (white, 216; colored, 85; total, 301).....	301	355
Number of official school visits paid by Examiner....	138	150

NUMBER OF PUPILS.

	Fall Term.	Winter Term.	Sp'g Term.	Sum'r Term.
On roll.....				
} White ...	1,819	2,097	2,004	1,836
} Colored..	289	1,132	1,116	556
Av. attend. }				
} White ...	1,223	1,299	1,183	1,239
} Colored..	175	513	517	281
			1888.	1887.
Number of pupils in 1st grade December 1st.....			745	728
"    "    2d    "    ".....			480	505
"    "    3d    "    ".....			613	598
"    "    4th   "    ".....			542	564
"    "    5th   "    ".....			447	418
"    "    6th   "    ".....			301	278
"    "    above 6th ".....			129	118

Number of pupils in book-keeping, 104; algebra, 131; philosophy, 41; drawing, 556; geometry, 16; physiology, 649; Latin, 22.

SCHOOL HOUSES BUILT OR ENLARGED DURING THE YEAR.

No. of school, 4; district, 5; frame; cost, \$823.30; length, 40 ft.; width, 24 ft., and vestibule, 14x7 ft.; height, 12 ft.; square feet of black-board, 120; out-buildings, yes; fences, yes; cost of furniture, old.

## KENT COUNTY—SCHOOL STATISTICS.

Attendance for the Year Ending June 30, 1888.

Number of school.	Election district.	NAME OF TEACHER.	Fall Term.		Winter Term.		Spring Term.		Summer Term.		Different pupils.
			On roll.	Average daily attendance.	On roll.	Average daily attendance.	On roll.	Average daily attendance.	On roll.	Average daily attendance.	
1	1	Annie Power .....	20	12	32	16	28	14	22	14	35
		{ Henry Tonkin..... }									
2	1	{ Victorine Power... }	126	92	138	99	139	93	131	99	144
		{ Ollie Price..... }									
3	1	Jennie McWhorter ...	37	20	42	17	32	15	30	17	56
		{ Nora C. Hayman... }									
4	1	{ Mary Lees..... }	43	35	47	33	44	28	37	18	51
		{ Annie B. Wilson..... }									
5	1	{ Thos. B. Long .... }	23	14	31	17	26	14	26	15	33
		{ Nora Insley..... }									
6	1	{ Fannie Stuart..... }	102	84	108	75	98	68	98	67	120
		{ Susan M. Casey..... }									
7	1	{ Helen Power..... }	19	13	23	8	23	6	24	12	34
		{ Chas. K. Morris..... }									
8	1	{ Kate R. Moffett..... }	16	12	18	13	18	12	13	11	18
9	1	{ Anna M. Beall..... }	30	15	34	17	32	18	40	19	60
10	1	{ Fannie E. Wilson..... }	17	9	27	10	22	7	14	9	33
		{ Mary E. Moore..... }									
1	2	{ H. L. Davies..... }	30	24	31	21	20	18	34	25	40
		{ M. N. Blackiston... }									
2	2	{ Josephine Harris.... }	18	15	20	15	22	17	21	17	24
3	2	{ Milton Melvin..... }	39	26	50	28	52	27	48	30	63
		{ J. M. H. Rowland. }									
4	2	{ Sadie Burgess..... }	57	38	56	35	57	35	55	39	60
		{ Mary A. Stephens.... }									
5	2	{ Etta Jones..... }	15	9	21	12	23	11	19	12	25
6	2	{ J. M. H. Rowland. }	17	14	23	17	24	14	21	11	27
		{ Sadie Burgess..... }									
7	2	{ Mary A. Stephens.... }	65	23	70	50	70	44	62	38	80
		{ Etta Jones..... }									
8	2	{ Mary Brown..... }	19	13	20	12	17	10	17	11	23
		{ Mary E. Nowland. }									
9	2	{ Emma F. Davis... }	30	20	32	18	24	16	24	18	34
		{ Mary E. Nowland. }									
1	3	{ Emma F. Davis... }	35	23	32	17	28	12	26	17	39
		{ Mary E. Nowland. }									
2	3	{ Emma F. Davis... }	64	41	74	34	69	33	60	40	83
		{ Georgia Porter..... }									
3	3	{ Sallie L. Chance..... }	22	14	24	12	22	13	22	16	28
		{ Nellie R. Stephens.... }									
4	3	{ Annie M. Crouch... }	31	18	41	15	37	18	31	17	51
		{ Mary E. B. Stephens. }									
5	3	{ Mary E. Bowen..... }	25	16	29	15	22	12	17	10	35
		{ Mary E. Bowen..... }									
6	3	{ Mary E. Bowen..... }	53	33	60	33	60	36	55	25	59
		{ Mary E. Bowen..... }									
7	3	{ Mary E. Bowen..... }	25	15	33	17	34	20	26	15	39
		{ Mary E. Bowen..... }									
8	3	{ Mary E. Bowen..... }	23	15	25	12	22	10	22	15	23
		{ Mary E. Bowen..... }									
1	4	{ Elsie J. Stephens.... }	29	17	35	16	36	12	34	21	38
		{ Maggie R. Fowler... }									
2	4	{ Wm. G. Fallowfield }	15	14	26	16	29	19	26	20	31
		{ Jeannette Gooding }									
		{ Nellie Walters.... }									
3	4	{ Lottie R. Spencer... }	287	225	302	241	302	235	286	250	326
		{ Ella C. Thomas... }									
		{ Maggie P. Wroth... }									
		{ Lizzie Roberts.... }									
4	4	{ John F. Copper..... }	23	16	30	21	34	20	29	21	36

KENT COUNTY—SCHOOL STATISTICS.

Expenses for the Fiscal Year Ending September 30, 1888.

Number of school.	Election district.	Rent.	Fuel.	Repairs.	Other incidental expenses.	Furniture, blackboards, stoves.	Cost of books.	Teachers' salaries for the year.	Receipts from books.
1	1	.....	\$22 00	.....	\$4 00	.....	.....	\$359 20	.....
2	1	.....	60 00	.....	21 04	.....	.....	1,132 74	.....
3	1	.....	.....	\$8 60	3 56	.....	.....	394 00	.....
4	1	.....	76 25	5 69	90	.....	.....	604 71	.....
5	1	.....	40 00	28 73	3 65	.....	.....	372 96	.....
6	1	.....	58 75	16 70	11 22	.....	.....	1,214 12	.....
7	1	.....	20 00	2 85	9 32	.....	.....	358 16	.....
8	1	.....	27 50	37 11	8 06	.....	.....	346 10	.....
9	1	.....	32 00	.....	9 70	.....	.....	400 00	.....
10	1	.....	20 00	12 50	8 23	.....	.....	360 00	.....
1	2	.....	43 50	14 25	2 05	\$0 85	.....	400 00	.....
2	2	.....	18 70	.....	4 42	4 00	.....	396 30	.....
3	2	.....	32 50	16 11	13 48	6 27	.....	371 80	.....
4	2	.....	32 70	7 39	1 55	65	.....	626 77	.....
5	2	.....	13 50	.....	50	.....	.....	358 16	.....
6	2	.....	20 00	.....	1 50	.....	.....	370 00	.....
7	2	.....	51 13	61 98	1 97	1 50	.....	600 14	.....
8	2	.....	15 01	48 75	1 24	.....	.....	358 16	.....
9	2	.....	20 25	.....	5 40	.....	.....	314 11	.....
1	3	.....	17 25	5 00	11 23	.....	.....	390 00	.....
2	3	.....	79 13	27 10	1 15	.....	\$1 63	643 67	.....
3	3	.....	.....	.....	6 75	.....	.....	359 02	.....
4	3	.....	.....	4 29	1 75	.....	.....	394 07	.....
5	3	.....	8 74	.....	1 70	.....	.....	372 08	.....
6	3	.....	20 00	.....	6 86	.....	.....	387 12	.....
7	3	.....	13 50	.....	3 22	.....	.....	396 94	.....
8	3	.....	35 75	.....	4 68	.....	.....	364 64	.....
1	4	.....	20 00	.....	7 88	.....	.....	386 16	.....
2	4	.....	20 00	24 75	46	8 65	.....	380 22	.....
3	4	.....	179 72	44 47	30 16	28 57	14 72	2,629 04	.....
4	4	.....	19 50	5 70	3 60	2 50	.....	396 30	.....

KENT COUNTY SCHOOL STATISTICS—Continued.  
*Attendance for Year Ending June 30, 1888.*

Number of school.	Election district.	NAME OF TEACHER.	Fall Term.		Winter Term.		Spring Term.		Summer Term.		Different pupils.
			On roll.	Average daily attendance.	On roll.	Average daily attendance.	On roll.	Average daily attendance.	On roll.	Average daily attendance.	
5	4	Ethel L. Stewart . . . .	31	20	43	27	39	27	31	21	44
6	4	Laura E. Watts . . . . .	24	17	29	16	27	17	24	17	30
7	4	Katie R. McKee . . . . .	23	12	25	16	25	14	22	15	27
1	5	Edith Richards . . . . .	15	11	13	10	13	8	13	9	15
2	5	Emily Wallis . . . . .	20	14	28	14	26	11	20	9	29
3	5	{ John V. Crosby . . . } { Luella Kendall . . . } { Annie W. Carvill. . }	130	87	155	99	150	63	139	94	172
4	5	Lillie D. Shaw . . . . .	48	22	68	42	68	38	56	29	69
5	5	V. Belle Coleman . . . .	44	26	50	31	48	25	40	25	52
6	5	Mary A. Peacock . . . .	39	22	48	29	47	21	33	15	51
7	5	Thomas H. Topping . . .	31	19	38	16	35	15	35	22	45
8	5	Mary E. Price . . . . .	17	9	21	9	20	9	15	8	25
9	5	J. Alfred Greenwood . .	13	8	15	9	13	8	13	9	16
10	5	Caroline I. Smyth . . . .	30	21	30	19	27	20	25	17	35
			1819	1223	2097	1299	2004	1183	1836	1239	2363



KENT COUNTY SCHOOL STATISTICS—Continued.

Expenses for the Fiscal Year Ending September 30, 1888.

Number of school. Election district.	Rent.	Fuel.	Repairs.	Other incidental ex- penses.	Furniture, black boards, stoves.	Cost of books.	Teachers' salaries for the year.	Receipts from books.
5 4	.....	.....	\$7 51	\$0 75	\$36 10	.....	\$379 92	.....
6 4	.....	\$60 00	31 54	3 73	.....	.....	396 00	.....
7 4	.....	23 35	.....	1 70	1 33	.....	380 00	.....
1 5	.....	43 25	.....	98	.....	.....	354 53	.....
2 5	.....	18 45	40 50	2 40	.....	.....	348 00	.....
3 5	.....	.....	61 15	5 29	.....	\$0 55	1,060 60	.....
4 5	.....	19 15	15 36	92	.....	.....	396 11	.....
5 5	.....	20 00	52 31	2 97	.....	.....	393 92	.....
6 5	.....	23 05	10 15	7 42	75	.....	392 90	.....
7 5	.....	18 75	.....	4 66	8 50	.....	400 00	.....
8 5	.....	18 75	13 64	1 69	4 30	.....	355 03	.....
9 5	.....	20 25	5 87	3 70	4 97	.....	358 16	.....
10 5	.....	27 00	6 33	4 61	.....	.....	396 15	.....
.....	.....	1,309 38	616 33	332 05	108 94	16 90	22,052 01	.....

## KENT COUNTY—COLORED SCHOOL STATISTICS.

Attendance for Year Ending June 30, 1888.

Number of school.	Election District.	NAME OF TEACHER.	Fall Term.		Winter Term.		Spring Term.		Summer Term.		Different pupils.
			On roll.	Average daily attendance.	On roll.	Average daily attendance.	On roll.	Average daily attendance.	On roll.	Average daily attendance.	
1	1	Caroline M. Stirling..	59	48	114	69	107	60	77	58	134
2	1	Sarah T. Scott.....					25	12	19	11	25
3	1	Oliver Dickerson.....			33	27	39	17	26	12	43
4	1	J. Raymond Brown .			48	28	44	26			50
5	1	James M. Butler.....			22	8	23	9			25
1	2	R. Jane Elbert .....			69	27	64	29			76
2	2	Amelia M. Rea .....			67	39	68	43			72
3	2	Calor B. Norris.....			59	26	58	30	36	19	70
4	2	J. R. Brown.....	39	24							
4	2	Dan'l J. Pinkett.....			48	21	47	20	58	27	77
1	3	Jacob L. Thompson..	31	16	45	18	40	17	33	15	58
2	3	Virginia White.....			52	29	51	26			52
3	3	Mary Thomas.....			56	20	57	31			62
4	3	Sarah C. Cook.....			63	38	60	34	66	44	95
1	4	{ Georgia A. Mitchel }	112	63	177	59	196	60	151	41	237
		{ George W. Brown. }									
2	4	Theo. K. Bruce.....			77	27	71	37	44	31	96
1	5	Clara H. Thomas.....	48	24	75	28	58	25	46	23	87
2	5	Elvira B. Robinson,..			92	34	77	29			93
3	5	Bertha E. Arey.....			35	15	31	12			36
			289	175	1132	513	1116	517	556	281	1388

KENT COUNTY—COLORED SCHOOL STATISTICS.

Expenses for the Fiscal Year Ending September 30, 1888.

Number of school.	Election district.	Rent.	Fuel.	Repairs.	Other incidental expenses.	Furniture, blackboards, stoves.	Cost of books.	Teachers' salaries for the year.	Receipts from books.
1	1	.....	\$25 00	.....	.....	.....	.....	\$245 18	.....
2	1	.....	20 00	.....	.....	.....	.....	111 35	.....
3	1	.....	39 87	.....	.....	.....	.....	137 88	.....
4	1	.....	21 75	.....	.....	.....	.....	123 72	.....
5	1	.....	20 00	.....	.....	.....	.....	98 88	.....
1	2	.....	.....	.....	.....	16 72	.....	123 72	.....
2	2	.....	.....	.....	.....	16 72	.....	123 72	.....
3	2	.....	20 00	.....	.....	18 80	.....	185 19	.....
4	2	.....	.....	.....	.....	.....	.....	.....	.....
1	3	.....	28 03	.....	.....	.....	.....	244 00	.....
2	3	.....	.....	\$14 35	.....	.....	.....	240 09	.....
2	3	.....	20 00	.....	.....	21 20	.....	119 90	.....
3	3	.....	20 00	.....	.....	.....	.....	123 72	.....
4	3	.....	20 00	.....	.....	.....	.....	186 22	.....
1	4	.....	50 00	14 54	.....	10 72	.....	331 12	.....
2	4	.....	24 00	.....	.....	.....	.....	175 92	.....
1	5	.....	40 05	.....	.....	.....	.....	250 00	.....
2	5	.....	20 00	.....	.....	.....	.....	125 00	.....
3	5	.....	40 25	.....	.....	.....	.....	122 45	.....
.....	.....	.....	408 95	28 89	.....	84 16	.....	3,068 06	.....

KENT COUNTY—*Statement of Receipts and Disbursements for Public School Purposes for the Year Ending September 30, 1888.*

## RECEIPTS.

Balance on hand, September 30, 1887 .....	\$3,117 87
State school tax .....	8,060 63
State free school fund.....	1,601 17
County school tax— . . cents on the \$100.....	15,666 80
Amount of levy.....	\$17,000
State appropriation to colored schools.....	3,438 16
Oyster licenses—white.....	662 15
“ —colored .....	100 70
Old bricks.....	4 00
	<hr/>
	32,651 48

## DISBURSEMENTS.

Teachers' salaries.....	\$22,052 01
Fuel.....	1,309 38
Incidental expenses of schools .....	232 05
Rent .....	51 50
Books and stationery for indigent pupils.....	16 90
Building school-houses.....	823 30
Repairing school-houses .....	616 33
Furniture, black-boards and stoves.....	108 94
Salary of Secretary, Treasurer and Examiner..	1,200 00
Per diem of School Commissioners.....	325 00
Office expenses and account books.....	29 39
Printing and advertising .....	90 67
Paid to colored schools:	
Teachers' salaries.....	3,068 06
Fuel.....	408 95
Repairs .....	28 89
Furniture.....	84 16
Registers and reports .....	32 95
Postage .....	28 20
State associations.....	73 75
Slating.....	20 41
	<hr/>
Balance cash on hand.....	2,050 64
	<hr/>
	\$32,651 48

KENT COUNTY COLORED SCHOOLS—*Receipts and Disbursements for the Year Ending September 30, 1888.*

## RECEIPTS.

Unexpended balance of previous appropriation.....	\$276 47
Amount received from State Treasurer.....	3,438 16
“ — County School Board for colored taxpayers.....	473 00
Oyster licenses.....	100 70
	<hr/>
	4,288 33

## DISBURSEMENTS.

Paid for teachers' salaries.....	\$3,068 06
Repairs .....	28 89
Fuel .....	408 95
Furniture.....	84 16
Other purposes and supervision.....	350 00
Balance cash on hand.....	348 27
	<hr/>
	\$4,288 33

MONTGOMERY COUNTY.

SUMMARY OF SCHOOL STATISTICS.

For Year Ending June 30, 1888.

	1888.	1887.
Number of school-houses owned by the County, 80; rented, 0; total.....	..	..
(Frame, 88; log, 3; stone, 1)	92	..
Number of male teachers—principals—(white, 38; colored, 13; total, 51).....	51	..
Number of female teachers—principals—(white, 30; colored, 11; total, 41).....	41	..
Number of female teachers—assistants—(white, 4; total, 4).....	4	..
Total (white, 72; colored, 24; total, 96) .....	96	97
Number of fenced lots.....	7	7
Number of schools having out-buildings.....	92	93
Number of schools having sufficient black-boards....	92	93
Number of schools having good furniture.....	92	93
Number of terms schools were open (white, 4 terms; colored, 4 terms).....	4	4
Number of different pupils for the year (males and females—white, 3,637; colored, 1,725).....	5,362	5,350
Number of pupils in average attendance.....	2,429	2,421
Number of pupils over 16 years of age.....	559	429
Number of official school visits paid by Examiner....	99	193

NUMBER OF PUPILS.

	Fall Term.	Winter Term.	Spring Term.	Summer Term.		
On roll.....	3,680	4,614	4,327	3,543		
Average attendance,	2,413	2,665	2,279	2,358		
					1888.	1887.
Number of pupils in 1st grade December 1st .....					1,437	1,333
“ “ 2d .....					557	648
“ “ 3d .....					496	696
“ “ 4th .....					467	726
“ “ 5th .....					529	763
“ “ 6th .....					208	376
“ “ above 6th .....					26	62

Number of pupils in book-keeping, 103; algebra, 81; philosophy, 149; drawing, 0; geometry, 16; physiology, 749; Latin, 0.

SCHOOL-HOUSES BUILT OR ENLARGED DURING THE YEAR.

No. of school, 6; district, 3; frame; cost, \$350 85; out-buildings, yes; fences, yes; cost of furniture, \$86.75.

No. of school, 3; district, 3; frame; cost, \$400.00; out-buildings, yes; fences, yes.

No. of school, 8; district, 13; frame; cost, \$800.00; out-buildings, yes; fences, yes.

Two of these school-houses, viz., No. 3, E. D. 3, and No. 8, E. D. 13, have been built during the fiscal year ending September 30, 1888, and partly paid for out of the receipts of that year, although the money levied for the purpose was not available until after October 1, 1888. This will account for the apparent discrepancy in the statements.

## MONTGOMERY COUNTY—SCHOOL STATISTICS.

Attendance for the Year Ending June 15, 1888.

Number of school.	Election district.	NAME OF TEACHER.	Fall Term.		Winter Term.		Spring Term.		Summer Term.		Different pupils.
			On roll.	Average daily attendance.	On roll.	Average daily attendance.	On roll.	Average daily attendance.	On roll.	Average daily attendance.	
1	1	Annie R. Brown.....	50	27	53	24	51	29	46	28	50
2	1	John W. Benson.....	30	17	37	18	34	16	30	16	43
3	1	John W. Darby, jr....	22	16	31	15	33	9	28	15	37
4	1	Ernest M. Holland....	44	31	47	29	45	23	42	30	53
5	1	Willis O. Rhodes.....	42	28	39	26	35	20	38	29	47
1	2	Luther M. Watkins....	46	26	60	36	63	27	49	28	68
2	2	Isaac E. Wather.....	45	27	54	32	49	22	32	18	56
3	2	Robt. I. Green.....	54	34	70	37	68	34	54	27	82
4	2	William M. Pace.....	56	35	66	35	48	21	37	23	72
5	2	F. A. Pearre.....	48	23	55	25	61	21	53	30	78
1	3	Grace Darby.....	19	16	20	15	20	13	20	14	24
2	3	Charles W. Watts....	27	19	33	18	30	15	20	10	34
3	3	Sallie Elgin.....	33	27	40	30	45	34	44	35	50
4	3	James E. Phillipps...	30	17	44	20	39	22	31	19	45
5	3	Florence Eagle.....	23	14	22	10	20	10	20	12	29
6	3	{ N. M. Davis..... }	66	53	67	50	67	50	65	51	84
		{ A. P. Ayler, ass't.. }									
		{ I. K. Newman..... }									
1	4	{ Lucy Garrett, ass't }	138	96	140	96	146	85	131	92	165
		{ Rose V. Griffith, " }									
2	4	R. Dorsey Trundle....	43	30	44	21	31	13	34	23	44
3	4	Charles G. Petty.....	35	22	41	28	44	27	40	33	50
4	4	Blanche E. Braddock.	20	13	23	18	24	17	23	16	29
1	5	Mary A. Waters.....	40	30	44	23	37	20	34	20	45
2	5	Caleb N. Warfield....	25	16	32	16	33	18	33	21	42
3	5	Alice McCullough....	40	26	43	26	47	26	36	25	48
4	5	Alice T. Stabler.....	49	30	58	42	56	36	47	37	69
5	5	Lorena L. Bennett....	25	17	30	18	26	15	22	16	36
6	5	Wilson G. Johnson....	33	24	42	26	44	23	31	20	44
1	6	John Small, jr.....	44	30	40	24	40	25	39	32	55
2	6	Nellie Kelley.....	30	21	36	21	36	22	34	23	36
3	6	William Matthews....	49	30	50	22	31	15	28	16	51
4	6	Thomas D. Darby, jr.	34	22	37	20	34	18	29	21	38
1	7	Evelyn D. Peter.....	26	18	31	24	32	16	28	27	38
2	7	Sarah I. Sibley.....	20	13	22	13	19	8	13	8	22
3	7	Florence Mullican....	38	25	44	23	41	17	27	20	49
1	8	William Grady.....	28	21	31	20	26	19	21	17	33
2	8	Robt. L. Hickerson...	28	19	39	20	.....	.....	.....	.....	.....
2	8	George B. Farquhar..	.....	.....	.....	.....	39	14	32	24	45
3	8	Ida S. Dove.....	30	23	31	19	27	15	21	16	33
4	8	Florence P. Davis....	22	14	27	17	28	18	26	18	34
5	8	Lavinia Brown.....	23	17	31	20	28	16	25	16	32
6	8	Kate Braddock.....	20	15	21	13	18	6	20	15	34
1	9	{ Ed. L. Amiss..... }	79	62	87	50	84	48	77	63	104
		{ Annie M. Myers, as't }									



MONTGOMERY COUNTY SCHOOL STATISTICS—Continued.  
 Attendance for the Year Ending June 15, 1888.

Number of school.	Election district.	NAME OF TEACHER.	Fall Term.		Winter Term.		Spring Term.		Summer Term.		Different pupils.
			On roll.	Average daily attendance.	On roll.	Average daily attendance.	On roll.	Average daily attendance.	On roll.	Average daily attendance.	
2	9	Mary E. Green.....	47	22	56	22	60	16	56	27	72
3	9	Richard T. White, jr..	20	16	26	15	24	12	24	13	50
4	9	Agnes J. Mattack.....	41	22	51	27	42	17	38	25	58
5	9	Emma R. Thomas.....	33	25	36	25	32	28	29	25	68
1	10	Lillie Clagett.....	42	22	39	18	37	12	34	20	45
2	10	Charles E. Higgins...	47	32	51	29	55	27	45	16	62
3	10	Willie Beall.....	38	25	42	30	52	19	39	23	43
4	10	E. E. Crockett.....	45	29	55	30	54	25	41	26	62
1	11	Thomas Story.....	45	33	52	31	53	29	41	28	60
2	11	Nettie M. Rice.....	48	36	67	37	71	35	50	30	75
3	11	Louis B. Scholl.....	60	47	72	45	63	35	65	45	85
4	11	James F. Byrne.....	33	20	36	25	37	19	24	16	38
5	11	Emma D. Oxley.....	26	21	39	21	42	20	31	24	45
6	11	Andrew Small.....	53	36	60	32	58	26	53	38	67
1	12	John T. Baker.....	62	34	61	37	59	27	51	35	81
2	12	Francis W. Watkins..	39	20	56	29	45	23	33	20	60
3	12	J. F. Boyer.....	53	30	79	39	77	28	44	23	89
4	12	Columbus W. Day....	37	24	46	25	50	21	42	24	60
5	12	Emma V. Souder.....	50	30	68	32	64	23	38	23	76
6	12	Louise C. Etchison...	41	23	58	31	53	21	43	23	64
1	13	Mary D. Hardy.....	29	15	39	19	42	17	28	15	47
2	13	S. A. Layman.....	46	28	54	33	47	23	38	26	60
3	13	Frank P. Clark.....	27	12	33	13	30	7	26	6	40
4	13	Alice L. Gardiner....	27	21	27	19	26	17	24	15	29
5	13	Alfred Wilson.....	20	14	21	14	23	14	20	14	26
6	13	Fannie L. Davis.....	28	19	36	22	38	24	34	22	45
7	13	Rachel J. Scott.....	41	25	48	30	45	25	37	20	50
8	13	Emma Prentiss.....	46	43	48	36	38	28	34	24	52
			2678	1771	3118	1806	2986	1521	2522	1650	3637



MONTGOMERY COUNTY SCHOOL STATISTICS—Continued.

Expenses for the Fiscal Year Ending September 30, 1888.

Number of school. Election district.	Rent.	Fuel.	Repairs.	Other incidental ex- penses.	Furniture, black- boards, stoves.	Cost of books.	Teachers' salaries for the year.	Receipts from books.
2 9	.....	\$10 00	\$2 00	\$4 44	.....	\$1 70	\$423 42	\$27 42
3 9	.....	8 55	.....	86	\$2 00	.....	315 40	10 54
4 9	.....	10 00	.....	75	5 35	.....	385 60	22 46
5 9	.....	12 00	.....	25	17 00	.....	387 60	26 21
1 10	.....	10 00	.....	1 25	.....	.....	350 89	18 93
2 10	.....	12 75	12 70	25	.....	5 26	434 97	44 27
3 10	.....	15 00	2 00	50	50	.....	384 30	23 33
4 10	.....	12 00	.....	58	25	4 05	461 03	27 25
1 11	.....	21 90	43 65	50	7 00	2 43	464 60	18 25
2 11	.....	10 00	5 00	2 70	16 73	.....	488 45	25 00
3 11	.....	22 00	4 75	60	52 00	2 43	473 06	25 27
4 11	.....	21 50	.....	2 05	.....	.....	412 44	29 04
5 11	.....	20 25	.....	4 23	1 50	3 75	359 05	15 74
6 11	.....	14 50	1 50	1 10	2 00	2 70	447 92	18 28
1 12	.....	17 55	.....	1 33	2 00	1 28	489 49	26 26
2 12	.....	16 00	19	4 97	.....	4 57	386 89	35 15
3 12	.....	7 00	16	1 85	10 00	75	490 20	34 41
4 12	.....	16 80	1 80	30	.....	.....	407 51	12 84
5 12	.....	9 69	2 15	2 51	35	.....	426 60	27 60
6 12	.....	18 00	2 38	2 70	.....	.....	421 60	20 93
1 13	.....	18 00	75	1 20	.....	.....	329 00	6 00
2 13	.....	14 25	.....	4 62	2 15	35	458 48	25 82
3 13	.....	16 00	18 00	1 20	75	5 00	350 49	7 55
4 13	.....	12 00	.....	1 80	.....	.....	300 90	17 15
5 13	.....	12 75	3 50	40	.....	.....	317 91	9 30
6 13	.....	9 00	5 75	50	.....	1 25	400 10	21 72
7 13	.....	12 00	39 50	1 08	11 25	4 58	396 60	19 16
8 13	.....	21 00	.....	5 40	126 25	4 66	383 11	56 96
.....	.....	1038 10	1019 18	126 97	412 97	110 41	28,142 73	1322 96

## MONTGOMERY COUNTY—COLORED SCHOOL STATISTICS.

Attendance for the Year Ending June 30, 1888.

Number of school.	Election district.	NAME OF TEACHER.	Fall Term.		Winter Term.		Spring Term.		Summer Term.		Different pupils.
			On roll.	Average daily attendance.	On roll.	Average daily attendance.	On roll.	Average daily attendance.	On roll.	Average daily attendance.	
1	1	Hattie Howard.....	...	...	36	17	33	14	22	15	44
2	1	Susie McAbee.....	47	30	98	42	93	44	49	34	121
3	1	Mary A. Thompson...	28	17	42	20	...	23	28	20	43
1	2	Closed (building).....	...	...	...	...	...	...	...	...	...
1	3	A. J. Neverson.....	52	34	68	31	58	15	40	27	70
2	3	Solomon N. Jones....	56	41	79	47	73	52	57	43	89
3	3	Mary E. Harrell.....	67	44	107	92	86	60	74	47	119
1	4	Emma Levi.....	77	47	77	53	...	...	...	...	...
1	4	John H. Penrose.....	...	...	...	...	94	58	77	59	94
2	4	S. N. Davis.....	35	23	47	31	48	34	36	27	48
1	5	A. A. Davis.....	41	24	72	35	73	34	70	32	78
2	5	M. E. Stuart.....	14	6	51	19	...	...	...	...	...
2	5	Annie M. Powell.....	...	...	...	...	24	6	8	3	55
3	5	Lula Dorsey.....	32	15	61	32	60	29	42	33	63
1	6	J. W. Ricks.....	34	19	44	19	38	16	30	13	44
2	6	L. McKenzie.....	22	13	...	...	...	...	...	...	...
2	6	Lizzie Lee.....	...	...	36	25	39	16	29	15	38
3	6	Annie E. Augustus...	35	27	56	31	52	33	27	22	57
1	8	Louis W. Johnson....	55	35	107	85	92	54	78	64	126
2	8	Katie E. Smith.....	49	33	75	35	75	39	48	35	77
3	8	Jos. T. Johnson.....	77	49	101	55	85	55	71	52	131
4	8	R. Perry Budd.....	34	20	52	35	49	34	34	31	52
1	9	Mary McAbee.....	70	47	87	39	70	33	63	44	118
1	10	W. H. Ferguson.....	25	21	28	20	21	18	...	...	29
2	10	Horace Sedgwick....	31	23	33	22	31	18	21	17	35
1	11	Wm. E. Fletcher.....	52	31	...	...	...	...	...	...	...
1	11	W. H. Proctor.....	...	...	82	35	70	37	52	33	94
2	11	Jos. W. Day.....	38	21	50	18	39	15	27	17	57
1	13	Elizabeth Evans.....	31	22	37	21	38	21	38	25	43
			1002	642	1526	859	1341	758	1021	708	1725

MONTGOMERY COUNTY—COLORED SCHOOL STATISTICS.

Expenses for the Fiscal Year Ending September 30, 1888.

Number of School.		Elect.	Rent.	Fuel.	Repairs.	Other incidental ex- penses.	Furniture, black- boards, stoves.	Cost of books.	Teachers' salaries for the year.	Receipts from books.
1	1	.....	\$9 04	\$35 94	\$0 92	.....	.....	\$2 65	\$112 90	\$5 64
2	1	.....	10 00	.....	.....	.....	.....	2 65	143 32	2 00
3	1	.....	.....	.....	2 54	2 25	.....	2 65	114 88	11 66
1	2	.....	.....	.....	.....	.....	.....	.....	.....	.....
1	3	.....	8 75	.....	.....	1 64	.....	3 65	148 60	9 49
2	3	.....	15 00	.....	.....	2 00	.....	3 65	178 00	7 26
3	3	.....	18 75	.....	.....	.....	.....	3 65	178 00	10 66
1	4	.....	.....	.....	.....	.....	.....	.....	96 00	8 34
1	4	.....	19 05	.....	.....	.....	\$2 65	3 65	82 00	8 35
2	4	.....	10 00	.....	.....	.....	1 25	3 65	148 60	10 51
1	5	.....	8 50	.....	35	.....	.....	3 65	148 20	35 61
2	5	.....	8 00	.....	4 00	.....	.....	2 65	78 56	1 52
2	5	.....	.....	.....	.....	.....	.....	.....	46 92	.....
3	5	.....	6 75	.....	3 00	.....	.....	3 65	178 00	7 15
1	6	.....	5 00	.....	.....	.....	.....	2 65	148 20	5 35
2	6	.....	.....	.....	.....	.....	11 25	2 65	30 00	.....
2	6	.....	.....	.....	80	.....	.....	.....	114 94	6 31
3	6	.....	9 35	.....	.....	.....	.....	2 65	148 20	12 48
1	8	.....	20 50	.....	.....	.....	.....	3 65	168 00	.....
2	8	.....	12 00	.....	.....	.....	.....	3 90	170 23	8 54
3	8	.....	10 50	.....	.....	1 95	.....	4 90	178 00	12 59
4	8	.....	13 50	.....	.....	45	.....	3 65	148 20	.....
1	9	.....	9 00	.....	.....	1 00	.....	2 65	148 20	21 14
1	10	.....	9 75	.....	.....	1 25	.....	2 65	129 00	57 93
2	10	.....	9 67	.....	.....	33	.....	2 65	145 24	19 48
1	11	.....	.....	.....	.....	.....	.....	3 65	36 00	1 40
1	11	.....	8 75	.....	.....	1 25	.....	.....	134 30	13 17
2	11	.....	10 00	.....	.....	.....	.....	2 65	146 42	6 00
1	13	.....	12 00	.....	.....	.....	.....	2 65	137 24	7 24
.....			243 86	46 63	13 04	15 15	77 10	3,638 15	289 82	

MONTGOMERY COUNTY—*Statement of Receipts and Disbursements for Public School Purposes for the Year Ending September 30, 1888.*

## RECEIPTS.

State school tax (white schools).....	\$11,349 00
State free school fund. ....	2,594 06
County school tax— .. cents on the \$100.....	20,522 82
Amount of levy.....	\$19,398 00
Check No. 341 (never called for). ....	42 45
Book sales from office.....	47 95
Sales of books (to teachers) .....	1,612 78
State appropriation to colored schools.....	4,588 48

## DISBURSEMENTS.

Balance due to Treasurer, September 30, 1888....	\$1,075 07	\$40,757 54
Teachers' salaries.....	28,142 73	
Fuel.....	1,038 10	
Incidental expenses of schools.....	126 97	
Books and stationery .....	1,526 07	
Building school-houses.....	700 99	
Repairing school-houses.....	1,032 92	
Furniture, black-boards and stoves.....	539 62	
Discount.....	50 45	
Salary of Secretary, Treasurer and Examiner... ..	1,439 24	
Per diem of School Commissioners.....	134 40	
Office expenses and account books.....	42 75	
Printing and advertising.....	61 25	
Paid to colored schools.....	4,110 57	
Annual insurance.....	78 30	
Freight on books.....	5 00	
State Teachers' Association .....	10 00	
School District Libraries.....	60 00	
Writing recording deeds, &c.....	22 95	
School-house lot, No. 3, E. D. 3.....	22 05	
Books returned.....	7 36	
Balance cash on hand.....	530 75	
		\$40,757 54

MONTGOMERY COUNTY COLORED SCHOOLS—*Receipts and Disbursements for the Year Ending September 30, 1888.*

## RECEIPTS.

Unexpended balance of previous appropriation.....	\$112 38
Amount received from State Treasurer.....	4,588 48
Check No. 341 (never called for).....	42 45

## DISBURSEMENTS.

Paid for teachers' salaries.....	\$3,638 15	\$4,743 31
Incidental expenses.....	13 04	
Repairs .....	46 63	
Fuel .....	243 86	
Paid for Lot No. 1, E. D. 2.....	56 00	
Books and stationery.....	77 10	
Furniture, &c.....	15 15	
Annual insurance.....	17 64	
Quarterly reports.....	3 00	
Balance cash on hand.....	632 74	
		\$4,743 31

Two schools have been closed the past year for the purpose of saving money to erect two new school-houses. For this purpose there is now in hand appropriated \$424.00, which, when paid, will leave a balance to the credit of the fund of \$208.74.

PRINCE GEORGE'S COUNTY.

SUMMARY OF SCHOOL STATISTICS.

For School Year Ending September 30, 1888.

	1888.	1887.
Number of school-houses owned by the County, 71; total.....	71	70
(Frame, 70; brick, 1; log, 0; stone, 0)		
Number of rooms occupied when the attendance is largest.....	80	77
Number of male teachers—principals—(white, 19; colored, 8; total, 27).....	27	27
Number of female teachers—principals—(white, 38; colored, 18; total, 56).....	56	51
Number of female teachers—assistants—(white, 7; colored, 1; total, 8).....	8	7
Total (white, 64; colored, 27; total, 91).....	91	85
Number of fenced lots.....	2	2
Number of schools having out-buildings.....	71	70
Number of schools having sufficient black-boards....	72	70
Number of schools having good furniture.....	69	69
Number of terms schools were open (white, 4; colored, 4).....	4	4
Number of different pupils for the year (males—white, 1,375; colored, 911; total, 2,286; females—white, 1,290; colored, 824; total, 2,114).....	4,400	4,501
Number of pupils in average attendance (white, 1,302; colored, 590; total, 1,892).....	1,892	1,931
Number of pupils over 16 years of age (white, 19; colored, 12; total, 31).....	31	61
Number of official school visits paid by Examiner (white, 114; colored, 51).....	165	169

NUMBER OF PUPILS.

	Fall Term.	Winter Term.	Sp'g Term.	Sum'r Term.
On roll.....	3,300	3,741	3,410	3,102
Average attendance....	1,963	2,116	1,752	1,739

	1888.	1887.
Number of pupils in 1st grade December 1st.....	918	951
“ 2d “.....	610	672
“ 3d “.....	613	633
“ 4th “.....	572	589
“ 5th “.....	384	367
“ 6th “.....	200	203
“ above 6th “.....	61	54
Number of pupils in book-keeping, 48; algebra, 114; philosophy, 66; drawing, 392; geometry, 46; physiology, 311; Latin, 32.		

SCHOOL HOUSES BUILT OR ENLARGED DURING THE YEAR.

No. of school, 4; district, 14; frame; cost, \$550.00; length, 32 ft.; width, 24 ft.; height, 11 ft.; square feet of black-board, 54; out-buildings, yes; fences, no.

No. of school, 4—built by County Commissioners; district, 3; frame; cost, \$600.00; length, 24 ft.; width, 18 ft.; height, 11 ft.; square feet of black-board, 54; out-buildings, yes; fences, no; cost of furniture, \$130.96.

## PRINCE GEORGE COUNTY—SCHOOL STATISTICS.

Attendance for the Year Ending June 30, 1888.

Number of school.	Election district.	NAME OF TEACHER.	Fall Term.		Winter Term.		Spring Term.		Summer Term.		Different pupils.
			On roll.	Average daily attendance.	On roll.	Average daily attendance.	On roll.	Average daily attendance.	On roll.	Average daily attendance.	
1	1	I. Webster Slye .....	32	14	42	17	42	24	.....	.....	.....
1	1	Amanda Milstead .....	.....	.....	.....	.....	.....	.....	39	20	45
2	1	Maggie G. Corbey.....	26	16	55	24	37	23	36	23	40
3	1	Benj. C. Pritchard....	36	20	40	20	32	18	27	13	45
1	2	{ Lewis Ford..... } { Louise Gray, ass't. }	64	39	60	38	64	35	57	37	74
2	2	Anthony L. Roy.....	41	22	31	18	31	13	29	17	46
3	2	Lora H. Gunn.....	81	50	80	50	67	50	58	44	102
1	3	Alice Harper.....	56	37	48	32	45	26	52	39	65
2	3	Mauie Perrie.....	34	28	34	30	35	24	32	23	47
3	3	Elbert Dent.....	50	36	59	37	55	30	57	34	69
4	3	Rosalie Ogle.....	19	15	28	18	26	17	23	16	32
1	4	Rosa Ryon .....	35	21	39	24	39	18	44	18	44
2	4	Georgie M. Westcott .	22	17	24	15	23	10	28	20	29
3	4	Nettie G. Schaaff ....	46	24	46	31	40	25	29	23	50
4	4	Stella Tippett .....	30	16	33	16	23	11	24	15	42
1	5	Jane H. Latimer .....	44	25	47	30	47	23	48	29	65
2	5	Roger Manning.....	49	24	53	29	49	20	53	29	64
3	5	Henry S. Williams ...	32	20	35	23	.....	.....	.....	.....	.....
3	5	Geo. B. Dent.....	.....	.....	.....	.....	36	23	37	25	37
4	5	Jennie Stewart.....	28	14	33	15	32	13	27	10	32
5	5	Harrie V. Pyles.....	27	18	40	30	.....	.....	.....	.....	.....
5	5	Rob't W. Hunter, jr..	.....	.....	.....	.....	23	16	31	12	42
1	6	Sam. B. Scott.....	46	26	50	26	.....	.....	.....	.....	.....
1	6	Harrie V. Pyles.....	.....	.....	.....	.....	37	28	42	20	52
2	6	{ Lulu Pumphrey... } { Maggie Marden, as't }	88	56	91	61	82	40	67	27	91
3	6	{ S. Ellen Bryan... } { Bettie Davis, ass't. }	81	51	88	60	80	44	86	50	98
4	6	Wm. H. T. Chew.....	59	34	67	46	53	30	44	21	70
1	7	Duke Bond.....	48	26	.....	.....	.....	.....	.....	.....	.....
1	7	Otis M. Linthicum....	.....	.....	58	35	62	28	58	33	70
2	7	Estelle Jones.....	49	36	50	26	45	26	42	35	50
3	7	Rosa L. Duckett.....	31	23	45	28	42	29	37	24	53
4	7	Mary J. Marriott....	49	36	58	36	59	33	46	23	66
1	8	Fannie B. Briscoe....	41	26	45	29	41	19	34	24	52
2	8	Isabel Haslup.....	25	16	37	21	33	14	27	18	48
3	8	Ida B. Orme.....	31	22	31	20	28	13	25	15	38
1	9	Grace M. Rude.....	42	24	36	22	38	14	41	26	57
2	9	Mary A. Jackson.....	45	29	38	22	34	19	33	20	52
1	10	{ Prof. H. C. Schooley } { Mag'ie Edmonston, } { Alice Haslup, } { Bessie B. Catup, } assistants	244	174	230	154	232	154	221	155	286

PRINCE GEORGE COUNTY SCHOOL STATISTICS.

Expenses for the Fiscal Year Ending September 30, 1888.

Number of school.	Election district.	Rent.	Fuel.	Repairs.	Other incidental expenses.	Furniture, blackboards, stoves.	Cost of books.	Teachers' salaries for the year.	Receipts from books.
1	1	.....	\$5 00	\$36 00	\$4 63	.....	.....	\$403 50	\$4 56
1	1	.....	20 00	3 00	1 30	.....	.....	388 05	.....
2	1	.....	24 00	.....	7 38	.....	.....	396 00	15 02
3	1	.....	24 25	2 82	28 20	.....	.....	950 00	.....
1	2	.....	19 25	14 16	.....	.....	.....	391 25	.....
2	2	.....	27 98	.....	32 31	\$104 80	.....	450 00	.....
3	2	.....	19 35	66 28	12 14	.....	.....	443 75	13 47
1	3	.....	18 70	.....	3 20	.....	.....	430 00	.....
2	3	.....	18 42	5 29	85	.....	.....	450 00	4 65
3	3	.....	20 25	72 10	11 47	130 96	.....	330 97	10 69
4	3	.....	23 25	.....	9 84	.....	.....	401 25	12 05
1	4	.....	21 25	.....	9 86	12 45	.....	382 50	.....
2	4	.....	22 25	.....	5 05	2 78	.....	419 73	.....
3	4	.....	23 75	4 82	2 80	.....	.....	380 00	.....
4	4	.....	18 00	10 00	7 51	9 25	.....	435 00	17 18
1	5	.....	16 00	.....	4 99	24 10	.....	436 25	9 90
2	5	.....	.....	.....	.....	.....	.....	.....	.....
3	5	.....	18 95	.....	2 55	.....	.....	401 75	9 48
3	5	.....	12 50	1 00	50	75	.....	340 88	.....
4	5	.....	.....	.....	.....	.....	.....	.....	.....
5	5	.....	20 00	.....	1 40	.....	.....	503 13	.....
5	5	.....	.....	.....	.....	.....	.....	.....	.....
1	6	.....	17 50	.....	6 51	.....	.....	417 45	13 82
1	6	.....	.....	.....	.....	.....	.....	.....	.....
2	6	.....	18 70	61 99	12 13	.....	.....	800 00	.....
3	6	.....	20 00	1 25	23 65	.....	.....	800 00	.....
4	6	.....	14 50	.....	7 58	.....	.....	437 50	.....
1	7	.....	.....	.....	.....	.....	.....	.....	.....
1	7	.....	16 65	.....	5 00	.....	.....	484 77	10 45
2	7	.....	20 50	.....	4 75	11 00	.....	446 25	6 77
3	7	.....	13 50	1 00	7 00	.....	.....	428 75	1 95
4	7	.....	20 00	.....	14 21	.....	.....	500 00	7 80
1	8	.....	12 75	.....	8 01	5 35	.....	430 00	23 54
2	8	.....	15 00	3 00	6 84	.....	.....	393 75	12 05
3	8	.....	26 75	159 15	6 62	.....	.....	387 80	8 80
1	9	.....	16 00	25 85	3 72	.....	.....	417 50	4 92
2	9	.....	15 00	93	4 28	.....	.....	422 50	8 83
1	10	.....	90 80	511 55	101 38	51 83	.....	2,100 00	.....

## PRINCE GEORGE COUNTY SCHOOL STATISTICS—Continued.

Attendance for the Year Ending June 30, 1888.

Number of school.	Election district.	NAME OF TEACHER.	Fall Term.		Winter Term.		Spring Term.		Summer Term.		Different pupils.
			On roll.	Average daily attendance.	On roll.	Average daily attendance.	On roll.	Average daily attendance.	On roll.	Average daily attendance.	
2	10	Eugenia Riall. . . . .	38	29	48	29	43	26	44	23	53
1	11	Sue M. Young. . . . .	42	30	49	24	47	29	45	28	53
2	11	Wm. C. Teppett. . . . .	26	16	30	17	26	17	27	18	35
3	11	Seanna Smallwood. . . . .	43	29	41	27	45	27	43	27	51
4	11	Ida J. Latimer. . . . .	35	30	25	18	12	8	.....	.....	35
1	12	{ Clara C. Gibbons. } { Belle R. Marlow, as. }	72	51	72	53	69	36	64	28	83
1	13	Lucy E. Lanhan. . . . .	48	30	43	26	47	23	45	30	54
2	13	Edna J. Tolson. . . . .	32	21	28	17	21	12	20	16	30
1	14	Jas. A. Jacob. . . . .	26	18	30	19	29	14	21	12	39
2	14	Hattie F. Ryland. . . . .	17	10	18	10	17	10	15	10	20
3	14	Otis M. Linthicum . . . . .	27	17	.....	.....	.....	.....	.....	.....	.....
3	14	Henry T. Harrison . . . . .	.....	.....	34	24	35	23	30	12	35
4	14	Wm. S. Hill. . . . .	15	9	20	12	26	12	28	13	29
5	14	Mary H. Eversfield. . . . .	39	31	42	29	50	34	47	32	59
2	12	Laura Dent . . . . .	28	21	30	29	29	17	31	26	36
			2119	1377	2261	1417	2108	1198	1994	1218	2665



PRINCE GEORGE COUNTY SCHOOL STATISTICS—Continued.

*Expenses for the Fiscal Year Ending September 30, 1888.*

Number of school. Election district.	Rent.	Fuel.	Repairs.	Other incidental ex- penses.	Furniture, black- boards, stoves.	Cost of books.	Teachers' salaries for the year.	Receipts from books.
2 10 .....		\$16 63	\$16 43	\$3 10	\$13 05		\$446 25	\$28 78
1 11 .....		15 00	4 00	6 97			448 75	10 55
2 11 .....		15 00		1 70			387 50	
3 11 .....		17 50	6 00	4 98	4 00		447 40	
4 11 .....		19 36	2 00	10 25			295 00	24 74
1 12 .....		22 50	2 90	11 15			785 00	
1 13 .....		20 19		6 30			445 00	
2 13 .....		18 00	11 00	2 39			402 50	4 25
1 14 .....		20 62		5 35			378 75	6 87
2 14 .....		12 00	8 75	3 50			351 25	1 97
3 14 .....								
3 14 .....		20 00		4 25			353 20	13 24
4 14 .....		10 00		11 84			358 75	19 81
5 14 .....		11 62	1 00	7 44			450 00	
2 12 .....		13 00		17 00			417 50	
.....		922 22	1,032 27	453 88	370 32		22,767 13	306 14

## PRINCE GEORGE COUNTY-COLORED SCHOOL STATISTICS.

Attendance for the Year Ending June 30, 1888.

Number of school.	Election district.	NAME OF TEACHER.	Fall Term.		Winter Term.		Spring Term.		Summer Term.		Different pupils.
			On roll.	Average daily attendance.	On roll.	Average daily attendance.	On roll.	Average daily attendance.	On roll.	Average daily attendance.	
1	1	Journer T. Hill.....	49	30	55	23	46	18	46	20	53
1	2	May Chesley.....	71	49	73	49	61	33	56	27	75
1	3	F. Rebecca Norton...	106	34	96	59	97	37	85	46	115
2	3	Mos. H. Jones.....	40	27	53	32	58	38	49	26	56
3	3	Sarah F. Martin.....	31	18	61	25	.....	.....	.....	.....	.....
3	3	Jas. R. L. Diggs.....	.....	.....	.....	.....	68	26	76	24	76
1	4	{ Mamie Thomas.... }	108	39	127	41	90	21	94	38	159
2	4	{ MarieThomas,ass't }	.....	.....	.....	.....	.....	.....	.....	.....	.....
2	4	J. Sam. Johnson.....	34	19	38	10	36	20	34	19	68
1	5	Mary B. Woodland.....	.....	.....	55	30	30	24	25	16	55
2	5	Ebbie E. Pinckney....	29	15	48	20	12	4	.....	.....	48
1	6	Jas. R. L. Diggs.....	40	10	34	14	.....	.....	.....	.....	.....
1	6	Sarah F. Martin.....	.....	.....	.....	.....	34	14	26	9	45
1	7	Lettie P. Scott.....	61	33	67	22	59	16	49	16	77
2	7	Ella E. Lucas.....	50	22	90	47	90	55	69	52	111
1	8	Carrie Proctor.....	32	21	66	36	65	23	51	16	72
2	8	Mary Contee.....	65	31	94	53	.....	.....	.....	.....	.....
2	8	Mattie A. Gray.....	.....	.....	.....	.....	78	34	32	20	96
1	9	Mary Batson.....	51	29	75	30	66	28	40	14	76
2	9	Alice E. Lee.....	64	24	61	27	63	29	62	37	84
1	10	Rosa I. Webb.....	41	20	36	19	32	8	30	14	51
2	10	Mary A. Thomas.....	23	18	31	14	23	13	18	10	26
1	11	Wm. H. Washington...	56	28	68	30	68	15	45	20	84
2	11	Emma A. Johnson...	25	13	32	16	31	13	22	2	30
3	11	Geo. W. Waters.....	20	8	17	6	.....	.....	.....	.....	.....
3	11	Laura A. Taylor.....	.....	.....	.....	.....	.....	.....	33	18	33
1	12	E. Charlotte Watson..	54	26	64	29	64	28	44	11	77
1	13	Wm. H. Stewart.....	32	19	34	17	28	9	34	17	41
2	13	Emma V. Beckwith..	44	35	44	22	41	18	41	27	55
1	14	Jas. H. Fountain.....	55	23	61	28	62	30	47	22	73
			1181	586	1480	699	1302	554	1108	521	1735

PRINCE GEORGE COUNTY-COLORED SCHOOL STATISTICS.

Expenses for the Fiscal Year Ending September 30, 1888.

Number of school.	Election district.	Rent.	Fuel.	Repairs.	Other incidental expenses.	Furniture, blackboards, stoves.	Cost of books.	Teachers' salaries for the year.	Receipts from books.
1	1	.....	\$10 00	\$30 00	\$7 71	.....	.....	\$250 00	\$3 60
1	2	.....	21 50	.....	1 80	.....	.....	231 25	.....
1	3	.....	35 75	.....	13 82	.....	.....	213 75	.....
2	3	.....	15 00	20 50	2 67	\$12 25	.....	250 00	9 77
3	3	.....	.....	.....	.....	.....	.....	.....	.....
3	3	.....	16 00	30 00	2 07	.....	.....	208 55	.....
1	4	.....	26 75	14 50	86	.....	.....	298 75	3 92
2	4	.....	15 40	.....	7 05	5 00	.....	250 00	6 78
1	5	.....	24 00	.....	60	.....	.....	150 00	9 00
2	5	.....	12 00	6 00	3 90	.....	.....	234 75	.....
1	6	.....	.....	.....	.....	.....	.....	.....	.....
1	6	.....	12 00	.....	1 35	.....	.....	250 00	4 49
1	7	.....	12 00	2 25	1 55	37 50	.....	250 00	2 56
2	7	.....	10 00	5 00	1 95	.....	.....	250 00	1 40
1	8	.....	4 75	20 00	75	.....	.....	225 00	.....
2	8	.....	.....	.....	.....	.....	.....	.....	.....
2	8	.....	27 12	.....	5 26	.....	.....	243 75	.....
1	9	.....	16 25	5 00	4 70	.....	.....	231 25	.....
2	9	.....	14 50	.....	3 35	1 50	.....	250 00	.....
1	10	.....	.....	4 00	9 30	.....	.....	250 00	3 37
2	10	.....	10 89	.....	2 83	.....	.....	250 00	.....
1	11	.....	12 00	.....	2 25	.....	.....	250 00	6 12
2	11	.....	12 00	16 00	1 25	.....	.....	250 00	.....
3	11	.....	.....	.....	.....	.....	.....	.....	.....
3	11	.....	10 00	.....	2 14	.....	.....	166 25	1 58
1	12	.....	36 00	.....	17 75	16 00	.....	250 00	.....
1	13	.....	20 00	.....	85	.....	.....	242 50	.....
2	13	.....	12 00	5 25	3 20	15 55	.....	250 00	.....
1	14	.....	9 00	4 00	9 07	.....	.....	250 00	14 66
.....	.....	.....	394 91	162 50	108 03	117 80	.....	5,945 80	67 25

PRINCE GEORGE COUNTY—*Statement of Receipts and Disbursements for Public School Purposes for the Year Ending September 30, 1888.*

RECEIPTS.

Balance on hand, September 30, 1887 .....	\$1,047 19
State school tax .....	12,706 53
State free school fund .....	1,676 59
State donations .....	400 00
County school tax .....	12,000 00
Amount of levy .....	\$12,000
Book fees .....	373 39
State appropriation to colored schools .....	6,654 24
School Commissioners .....	1 75
Appropriation by County Commissioners .....	1,208 51
Borrowed, current expenses .....	8,298 64

\$44,366 84

DISBURSEMENTS.

Teachers' salaries .....	\$22,767 13
Fuel .....	922 22
Incidental expenses of schools .....	453 88
Books and stationery .....	328 76
Building school-houses .....	525 00
Repairing school-houses .....	1,032 27
Furniture, blackboards and stoves .....	370 32
High schools or academies .....	500 00
Interest .....	225 03
Salary of Secretary, Treasurer and Examiner ..	1,198 22
Per diem of school commissioners .....	190 00
Office expenses and account books .....	39 58
Printing and advertising .....	347 50
Paid to colored schools .....	6,974 55
Attorney's fee .....	20 00
Survey school lot .....	5 00
State Teachers' Association .....	10 00
On money borrowed .....	7,098 18
Balance cash on hand (white, \$1,095.07; colored, \$264.13) .....	1,359 20

\$44,366 84

PRINCE GEORGE COUNTY COLORED SCHOOLS—*Receipts and Disbursements for the Year Ending September 30, 1888.*

RECEIPTS.

Unexpended balance of previous appropriation .....	\$515 44
Amount received from State Treasurer .....	6,654 24
“ “ “ County School Board .....	1 75
Sale of books .....	67 25

DISBURSEMENTS.

Paid for teachers' salaries .....	5,945 80
Incidental expenses .....	108 03
Repairs .....	162 50
Fuel .....	394 91
Furniture .....	117 80
Books and stationery .....	158 01
Other purposes .....	87 50
Balance cash on hand .....	264 13

\$7,233 68



## QUEEN ANNE COUNTY—SCHOOL STATISTICS.

Attendance for Year Ending June 30, 1888.

Number of school.	Election District.	NAME OF TEACHER.	Fall Term.		Winter Term.		Spring Term.		Summer Term.		Different pupils.
			On roll.	Average daily attendance.	On roll.	Average daily attendance.	On roll.	Average daily attendance.	On roll.	Average daily attendance.	
1	1	{ Thos. B. Johns, prin. } { Carrie B. Roe, ass't }	64	32	84	57	88	56	63	38	101
2	1	James R. Dill.....	40	14	43	22	42	12	24	10	72
3	1	Etta Rash.....	25	12	34	18	35	13	34	21	62
4	1	Wm. J. Boyer.....	35	25	35	24	34	22	32	24	41
5	1	A. Levenia Stevens...	28	16	48	26	45	24	36	24	65
6	1	{ J. B. Hazell, prin. } { W. O. Thomas, ass't }	67	52	71	56	68	48	59	44	81
7	1	E. L. Marvel.....	31	17	43	21	37	16	25	12	47
8	1	Jennie Booker.....	23	13	28	15	31	16	26	14	32
9	1	James Roe.....	52	29	57	32	51	28	38	25	68
10	1	M. V. Cox.....	43	17	48	32	47	24	35	21	50
11	1	W. S. Bittle.....	44	23	45	33	44	23	33	19	61
1	2	{ S. P. Townshend, p'l } { M. C. Hurlock, ass't }	77	60	70	41	77	51	70	50	91
2	2	{ J. W. Gibson, prin. } { Jennie Crane, ass't }	135	101	121	87	128	94	122	73	157
3	2	Sallie A. Gillespie....	34	21	28	13	25	12	18	12	53
4	2	Sarah W. Bowen.....	42	25	41	28	45	24	35	20	51
5	2	Katie V. Eriel.....	41	20	41	22	49	20	37	22	66
1	3	Lillian V. Bowen.....	29	19	35	19	41	16	30	19	53
2	3	Alfred Tucker.....	33	14	34	16	44	20	25	16	57
3	3	W. B. Downes.....	14	6	29	17	31	15	21	9	37
4	3	Nannie Downes.....	30	14	29	14	34	15	30	14	46
5	3	A. G. Harley, jr.....	46	33	51	40	53	30	47	34	74
6	3	Mina Bailey.....	20	14	25	16	36	23	34	18	41
7	3	A. B. Rothwell.....	19	9	28	13	22	11	15	8	36
8	3	A. G. Harley, sr.....	46	41	56	46	62	42	44	38	70
9	3	{ M. E. Waters prin. } { Hattie Foreman, 1a } { Jen'e Chambers, 2a }	128	104	126	94	136	92	132	102	150
1	4	Nannie Price.....	15	9	15	12	19	9	18	11	22
2	4	{ M. E. Thompson, p'l } { Katie Denny, ass't }	51	32	49	37	57	33	55	37	71
3	4	Mamie Ringgold.....	10	5	17	10	18	10	13	5	20
4	4	Minnie Benton.....	30	15	29	16	33	17	30	17	38
5	4	Fannie Stevens.....	17	11	16	10	21	8	18	12	25
6	4	John O. Phillips.....	45	23	45	24	55	24	49	31	62
7	4	Maggie McAuliffe....	25	16	31	18	30	14	27	15	35
1	5	Julia V. Downes.....	15	9	20	11	23	14	19	11	26
2	5	E. Y. Kent.....	44	28	43	28	53	33	46	31	57
3	5	Claudia Coursey.....	19	9	16	8	17	11	16	10	34
4	5	Cecilia Bryan.....	11	7	12	7	13	7	10	7	15
5	5	R. A. Rowlenon.....	37	24	37	19	51	29	35	23	59
6	5	N. B. Blount.....	57	35	52	34	56	31	50	30	71

QUEEN ANNE COUNTY—SCHOOL STATISTICS.  
 Expenses for the Fiscal Year Ending September 30, 1888.

Number of school.	Election district.	Rent.	Fuel.	Repairs.	Other incidental ex- penses.	Furniture, black boards, stoves.	Cost of books.	Teachers' salaries for the year.	Receipts from books.
1	1	.....	\$35 86	\$4 85	\$13 83	.....	\$0 31	\$810 00	\$18 69
2	1	.....	15 00	2 00	9 78	.....	.....	360 00	.....
3	1	.....	13 15	.....	1 85	.....	.....	360 00	.....
4	1	.....	26 66	60 80	15 72	.....	.....	360 00	95
5	1	.....	25 80	.....	8 10	.....	.....	360 00	.....
6	1	.....	46 42	25	20 09	\$15 00	9 59	810 00	9 59
7	1	.....	24 00	.....	6 33	30	.....	360 00	.....
8	1	.....	13 88	.....	9 45	.....	.....	360 00	8 90
9	1	.....	21 00	.....	35 05	63 07	1 24	360 00	18 76
10	1	.....	24 00	10 00	7 79	.....	.....	360 00	.....
11	1	.....	23 19	66 00	12 42	.....	.....	360 00	16 54
1	2	.....	34 93	9 50	18 24	.....	4 40	810 00	12 94
2	2	.....	49 00	3 15	43 49	.....	13 34	810 00	13 34
3	2	.....	19 25	9 20	7 62	.....	.....	360 00	.....
4	2	.....	20 63	.....	10 03	.....	73	360 00	17 78
5	2	.....	15 00	.....	10 22	.....	75	360 00	14 27
1	3	.....	12 00	9 85	9 32	.....	.....	360 00	6 44
2	3	.....	24 00	69	5 70	.....	.....	360 00	24 92
3	3	.....	19 25	1 36	7 65	.....	1 37	356 30	15 65
4	3	.....	26 63	.....	7 45	.....	1 00	358 15	11 69
5	3	.....	.....	95 00	31 09	41 15	10 15	450 00	82 12
6	3	.....	17 50	.....	14 04	.....	1 42	360 00	20 37
7	3	.....	20 00	.....	6 60	1 75	.....	360 00	9 81
8	3	.....	59 00	19 72	12 60	22 80	39 58	720 00	196 81
9	3	.....	119 25	58 75	131 67	219 75	20 02	1,260 00	93 63
1	4	.....	50 38	1 95	14 20	6 30	.....	360 00	10 64
2	4	.....	75 50	69 37	15 48	.....	.....	810 00	11 84
3	4	.....	19 05	.....	11 60	.....	.....	358 15	7 64
4	4	.....	18 78	.....	11 27	.....	1 65	360 00	33 24
5	4	.....	20 05	38	10 83	.....	.....	358 15	7 29
6	4	.....	40 50	.....	10 85	.....	8 54	360 00	30 07
7	4	.....	44 25	2 23	1 82	12 35	.....	360 00	13 76
1	5	.....	20 00	4 00	14 52	.....	.....	360 00	11 22
2	5	.....	19 05	.....	6 92	.....	30	360 00	23 77
3	5	.....	7 14	.....	8 63	.....	.....	360 00	14 54
4	5	.....	34 00	81 85	11 88	.....	.....	360 00	2 85
5	5	.....	28 40	.....	6 45	.....	42	360 00	26 71
6	5	.....	25 85	.....	8 53	.....	70	360 00	23 72

QUEEN ANNE COUNTY SCHOOL STATISTICS—Continued.  
Attendance for the Year Ending June 30, 1888.

Number of school.	Election district.	NAME OF TEACHER.	Fall Term.		Winter Term.		Spring Term.		Summer Term.		Different pupils.
			On roll.	Average daily attendance.	On roll.	Average daily attendance.	On roll.	Average daily attendance.	On roll.	Average daily attendance.	
7	5	{ E. L. Thomas, prin } { Willie Hesse, ass't. }	84	42	87	51	93	44	88	58	95
8	5	M. E. Feddeman.....	25	15	16	8	15	7	11	8	33
9	5	B. R. Harley.....	27	17	37	22	43	19	39	24	58
1	6	Maggie A. Alberger...	29	16	22	12	31	10	17	9	49
2	6	Kate P. Downes.....	42	21	52	28	71	25	49	23	83
3	6	M. A. Diggins.....	37	19	31	19	53	26	38	18	83
4	6	James T. Anthony....	43	27	42	22	48	26	37	24	56
5	6	Laura Smith.....	38	21	48	29	51	38	32	16	59
6	6	Bessie Reed.....	37	20	39	26	45	18	31	13	48
1	7	Dora Powell.....	24	16	25	10	27	12	28	15	43
2	7	{ M. J. Glanding, p'l } { Gussie Godwin, as't }	89	60	87	49	89	42	77	44	104
3	7	Geo. M. Vansant.....	90	63	80	47	102	52	74	53	126
4	7	E. A. Phoebus.....	17	11	28	12	25	12	19	12	36
			2104	1307	2226	1371	2444	1319	1991	1244	3070



QUEEN ANNE COUNTY SCHOOL STATISTICS—Continued.

Expenses for the Fiscal Year Ending September 30, 1888.

Number of School.	Election district.	Rent.	Fuel.	Repairs.	Other incidental ex- penses.	Furniture, black- boards, stoves.	Cost of books.	Teachers' salaries for the year.	Receipts from books.
7	5	.....	\$26 50	.....	\$25 14	.....	\$4 03	\$712 60	\$30 97
8	5	.....	20 71	.....	10 55	.....	30	360 00	8 65
9	5	.....	7 66	\$0 50	9 70	\$30 00	4 07	358 13	.....
1	6	.....	20 92	3 20	12 20	.....	.....	360 00	12 14
2	6	.....	19 77	.....	32 31	.....	.....	360 00	34 24
3	6	.....	32 95	.....	7 10	.....	.....	360 00	24 09
4	6	.....	20 50	27 29	12 10	.....	.....	360 00	28 23
5	6	.....	20 75	28 83	19 91	.....	4 93	360 00	26 03
6	6	.....	19 25	.....	5 30	2 50	8 14	360 00	48 20
1	7	.....	19 00	.....	6 00	.....	.....	356 30	5 01
2	7	.....	21 75	33 66	28 47	47 55	2 01	807 69	32 76
3	7	.....	25 25	.....	23 65	.....	5 84	450 00	29 32
4	7	.....	10 00	3 03	7 65	.....	.....	360 00	1 62
		.....	1,373 36	607 41	789 19	462 52	144 83	22,835 47	1,091 75

## QUEEN ANNE COUNTY—COLORED SCHOOL STATISTICS.

Attendance for the Year Ending May 21, 1888.

Number of school.	Election district.	NAME OF TEACHER.	Fall Term.		Winter Term.		Spring Term.		Summer Term.		Different pupils.
			On roll.	Average daily attendance.	On roll.	Average daily attendance.	On roll.	Average daily attendance.	On roll.	Average daily attendance.	
1	1	L. E. H. Webb.....	44	26	60	31	65	31	.....	.....	97
2	1	Mary A. Dickerson...	24	12	53	30	33	16	.....	.....	66
3	1	Helen M. Burrell.....	23	17	37	23	41	20	.....	.....	42
2	2	E. J. Emory.....	38	18	43	26	31	15	.....	.....	67
1	3	John P. Forrester....	70	47	88	42	70	31	.....	.....	99
2	3	Sadie Cook.....	25	13	48	26	47	28	.....	.....	52
3	3	Chas. B. Wilson.....	27	22	30	20	23	17	.....	.....	43
4	3	Abram L. Green.....	32	26	46	31	34	23	.....	.....	48
1	4	W. T. Hemsley.....	41	15	79	45	55	20	.....	.....	100
2	4	Maggie F. Potter.....	23	11	36	20	31	13	.....	.....	41
1	5	L. J. R. Stewart.....	55	42	62	35	69	29	.....	.....	128
2	5	Jas. S. Hazleton.....	34	22	55	32	41	21	.....	.....	57
1	6	Chas. E. Hemsley....	30	17	66	42	50	16	.....	.....	84
2	6	E. O. O. Saunders....	14	7	29	13	22	11	.....	.....	41
3	6	Laura V. Rochester...	39	17	71	28	52	15	.....	.....	87
*	1	Geo. H. Lee.....	60	26	90	55	57	20	.....	.....	109
.....	.....	.....	.....	.....	.....	.....	.....	.....	.....	.....	.....
.....	.....	.....	579	338	893	499	721	326	.....	.....	1161

\*School No. 2, district No. 2, no school bill for 1887.

QUEEN ANNE COUNTY—COLORED SCHOOL STATISTICS.

Expenses for the Fiscal Year Ending September 30, 1888.

Number of school.		Election district.	Rent.	Fuel.	Repairs.	Other incidental ex- penses.	Furniture, black- boards, stoves.	Cost of books.	Teachers' salaries for the year.	Receipts from books.
1	2									
1	1	.....	\$10 00	.....	.....	\$0 10	.....	.....	\$200 00	\$5 21
2	1	.....	10 00	.....	.....	20	.....	.....	200 00	5 26
2	1	.....	9 50	.....	.....	.....	.....	.....	188 50	5 18
2	2	.....	10 00	.....	.....	.....	.....	.....	200 00	16 10
1	3	.....	10 00	\$18 00	.....	2 00	\$70 50	.....	195 24	47 18
2	3	.....	10 00	20 00	.....	.....	15 31	\$3 76	200 00	10 91
3	3	.....	10 00	.....	.....	.....	.....	.....	200 00	6 91
4	3	.....	10 00	.....	.....	10	12 00	.....	200 00	11 05
1	4	.....	20 00	200 00	.....	30	.....	.....	197 72	17 69
2	4	.....	10 00	.....	.....	45	.....	.....	198 86	8 73
1	5	.....	10 00	.....	2 55	25	.....	.....	200 00	14 26
2	5	.....	10 00	.....	48 75	10	.....	.....	200 00	8 20
1	6	.....	10 00	.....	.....	10	27 00	.....	193 10	9 59
2	6	.....	12 00	.....	.....	.....	.....	.....	200 00	8 77
3	6	.....	7 00	.....	4 00	.....	.....	.....	196 58	26 38
1	7	.....	10 00	.....	25 15	10	.....	.....	197 50	15 23
*	..	.....	8 65	515 00	.....	.....	.....	.....	.....	.....
.....			177 15	833 45	3 70	124 81	3 76	3,167 50	216 65	

\*School No. 2, district No. 2, no school bill for 1887.

QUEEN ANNE COUNTY—*Statement of Receipts and Disbursements for Public School Purposes for the Year Ending September 30, 1888.*

## RECEIPTS.

Balance on hand, September 30, 1887.....	\$2,130 26
State school tax.....	8,959 62
State free-school fund.....	1,787 53
State donations.....	1,000 00
County school tax—.. cents on the \$100.....	19,834 89
Amount of levy.....	\$20,500
Interest on investments.....	1,273 00
Sales of books.....	1,425 13
County school tax on arrears.....	478 34
Clerk of court—oyster licenses.....	659 30
Equivalent State and County tax.....	175 31
Caroline County joint school.....	360 00
Sale of lot.....	26 00
	<hr/>
	\$38,109 38

## DISBURSEMENTS.

Teachers' salaries.....	\$22,835 47
Fuel.....	1,373 36
Incidental expenses of schools.....	789 19
Books and stationery.....	1,803 90
Building school-houses.....	1,545 58
Repairing school-houses.....	607 41
Furniture, black-boards and stoves.....	462 52
National and State associations.....	128 26
Note.....	2,000 00
Salary of Secretary, Treasurer and Examiner... ..	1,000 00
Per diem of School Commissioners.....	238 80
Printing and advertising.....	105 75
Miscellaneous account:	
Insurance on building.....	\$17 31
Administering oath to S. Comm'rs....	50
Acknowledging deed for school lot....	2 70
Freight and hauling books.....	11 99
Drawing deed.....	10 00
Blank teachers' oaths.....	80
Travelling and office expenses.....	40 95
Survey of school lots.....	24 00
Postage stamps and postal cards.....	20 00
Papering, painting and refurnishing Commissioners' room.....	77 50
	<hr/>
	205 75
Balance cash on hand.....	5,013 39
	<hr/>
	\$38,109 38

QUEEN ANNE COUNTY COLORED SCHOOLS—*Receipts and Disbursements for Year Ending September 30, 1888.*

RECEIPTS.

Unexpended balance of previous appropriation.....	\$1,144 70
Amount received from State Treasurer.....	\$3,647 28
"          County School Board.....	200 00
"          oyster license .....	198 55
	<hr/>
	\$5,190 53

DISBURSEMENTS.

Paid for teachers' salaries.....	\$3,167 50
Incidental expenses.....	3 70
Building and repairs.....	833 45
Fuel.....	177 15
Furniture, etc.....	128 57
Books and Stationery.....	50 00
Other purposes; supervision.....	300 00
Balance cash on hand.....	530 16
	<hr/>
	\$5,190 53

*Annual Report of the*  
**SOMERSET COUNTY.**

---

**SUMMARY OF SCHOOL STATISTICS.**

*For School Year Ending June 30, 1888.*

	1888.	1887.
Number of school-houses .....	74	72
(Frame, 74; brick, 0; log, 0; stone, 0.)		
Number of male teachers—principals—(white, 14; colored, 10; total, 24).....	24	..
Number of female teachers—principals—(white, 38; colored, 12; total, 50).....	50	..
Number of male teachers—assistants—(white, 2; colored, 0; total, 2).....	2	..
Number of female teachers—assistants—(white, 18; colored, 1; total, 19).....	19	..
Total (white, 72; colored, 23; total, 95).....	95	94
Number of schools having out-buildings.....	39	35
Number of schools having sufficient black-boards....	68	68
Number of schools having good furniture.....	64	64
Number of terms schools were open (white, 3 1-5; colored, 3).....	..	3 1-5
Number of different pupils for the year (males—white, 1,535; colored, 732; total, 2,267; females—white, 1,528; colored, 675; total, 2,203).....	4,470	4,461
Number of pupils in average attendance (white, 1,497; colored, 633; total, 2,130).....	2,130	2,149
Number of pupils over 16 years of age.....	195	162
Number of official school visits paid by Examiner....	126	113

**NUMBER OF PUPILS.**

	Fall Term.	Winter Term.	Sp'g Term.	Sum'r Term.
On roll.....	3,796	3,960	3,673	1,590
Average attendance...	2,381	2,515	1,858	1,135
1888.				
Number of pupils in 1st grade December 1st.....				1,101
“ “ 2d “ .....				527
“ “ 3d “ .....				611
“ “ 4th “ .....				633
“ “ 5th “ .....				402
“ “ 6th “ .....				298
“ “ above 6th “ .....				173
1887.				
Number of pupils in book-keeping, 23; algebra, 137; philosophy, 44; drawing, 0; geometry, 65; physiology, 612; Latin, 58.				

SCHOOL HOUSES BUILT OR ENLARGED DURING THE YEAR.

Number of school.		Brick or Frame.	Cost.	Length.	Width.	Height.	Square feet of black-board.	Out-buildings.		Fences.	Cost of furniture.
District.								Yes	No		
33	1	Frame ....	\$255 00	22 ft.	20 ft.	10 ft.	....	Yes	No	.....	.....
22	3	"	265 00	24 "	20 "	10 "	....	.....	.....	.....	.....
11		"	105 00	.....	.....	.....	.....	.....	.....	.....	.....

## SOMERSET COUNTY—SCHOOL STATISTICS.

Attendance for the Year Ending June 30, 1888.

Number of school.	Election district.	NAME OF TEACHER.	Fall Term.		Winter Term.		Spring Term.		Summer Term.		Different pupils.
			On roll.	Average daily attendance.	On roll.	Average daily attendance.	On roll.	Average daily attendance.	On roll.	Average daily attendance.	
1	1	Jos. S. Crockett.....	163	115	147	115	147	90	104	77	171
		Hennie Brittingham..									
		Emily C. Dixon.....									
		Carrie M. Crisfield..									
2	1	Sarah P. Porter.....	29	19	32	20	35	19	33	20	34
3	1	Carrie B. Bounds.....	43	20	35	23	32	18	18	11	47
4	1	Addie H. Bell.....	35	30	40	35	40	35	21	5	43
5	1	Jerome T. Hayman...	30	20	32	20	31	15	16	7	35
6	1	Chaille Waller.....	48	26	38	19	39	16	19	12	48
7	1	Helen E. Porter.....	21	13	31	20	28	18	15	11	34
8	1	Enunce Wooster.....	31	20	39	25	41	14	14	9	42
1	2	Emma W. Somers....	98	76	87	60	81	58	63	56	110
		Minnie J. Wallace...									
2	2	Thornton Hall.....	60	26	58	28	77	31	54	35	80
		Jas. P. Miner.....									
1	3	Addie O. Tilghman...	22	12	28	16	26	13	17	12	30
2	3	Venie G. Hearn.....	65	40	74	48	72	37	56	37	82
		Mollie E. Brittingham									
3	3	Lizzie Long.....	17	8	22	11	16	7	12	8	17
4	3	Lizzie Milbourne....	24	14	41	20	34	14	14	10	43
5	3	Annie L. Furness....	42	21	51	34	52	20	29	24	61
6	3	E. Katherine Bell....	22	13	30	19	29	16	15	9	30
7	3	Florence Hall.....	37	22	41	22	40	15	20	14	41
9	3	Lida Coulbourne....	14	6	19	10	21	7	10	5	24
9	3	Alice K. Tull.....	29	13	31	20	26	15	17	11	40
10	3	Emma H. Coulbourne.	32	21	35	21	30	16	23	17	35
11	3	Lily H. Ruark.....	21	13	24	15	25	12	15	8	24
12	3	Mary A. Robertson...	17	12	17	13	17	10	14	12	18
1	4	Sallie Tilghman.....	31	17	46	29	44	18	19	15	51
2	4	Sarah Conner.....	28	15	26	18	24	14	15	14	28
3	4	Mollie B. Lankford..	20	11	35	19	29	14	11	7	39
4	4	Lola E. Gibbons....	17	12	29	22	25	13	15	11	29
1	5	Marietta Pritchett...	54	32	57	32	55	23	28	17	68
2	5	Wm. H. Groscup....	68	49	82	53	71	42	51	36	87
		Mollie L. Waller.....									
3	5	Beulah B. Pollitt....	34	25	29	21	30	19	24	22	36
1	6	John H. Beauchamp	31	20	28	13	25	13	24	12	32
2	6	Wm. W. Fisher.....	147	114	140	91	131	85	98	78	160
		Sallie J. Davy.....									
		Melissa C. Ford.....									
		Annie E. Miles.....									
3	6	John J. Simpson.....	19	11	19	10	14	9	11	10	19
4	6	Susie E. Waters.....	20	14	29	19	28	14	16	12	30
5	6	Eva L. Ford.....	33	22	30	20	31	16	22	14	34
1	7	R. K. Wimbrough....	315	224	274	187	251	138	145	118	353



SOMERSET COUNTY—SCHOOL STATISTICS.

Expenses for the Fiscal Year Ending September 30, 1888.

Number of school.	Election district.	Rent.	Fuel.	Repairs.	Other incidental expenses.	Furniture, blackboards, stoves.	Cost of books.	Teachers' salaries for the year.	Receipts from books.
1	1						\$12 60	\$1,867 29	
2	1		\$10 00		\$0 50		\$3 71	233 60	
3	1		10 00	\$16 50			3 26	233 60	
4	1		10 00	20 87	5 80	\$8 50		233 60	
5	1		10 00		80			232 03	
6	1		8 75					233 60	
7	1		9 62		1 45		1 71	233 60	
8	1		12 62		1 06			233 60	
1	2		20 90		8 65		1 52	552 28	
2	2		18 20	15 00	3 83	8 00	3 36	457 90	
1	3		10 00		1 15			233 60	
2	3		21 00		7 16		96	553 60	
3	3		8 25		63	7 00		233 60	
4	3		10 00		2 45		3 60	233 60	
5	3		10 00	61 52			1 81	233 60	
6	3		10 00	14 40	45	1 50	1 39	233 60	
7	3		10 00		80			233 60	
8	3		10 00		35			233 60	
9	3		10 00	8 20				232 28	
10	3		12 25		2 90	10 00	6 92	233 60	
11	3		8 30		86			226 97	
12	3		10 00		30			232 28	
1	4		6 50	1 75	65	20	76	233 60	
2	4		10 00		3 85		72	233 60	
3	4		10 00		1 96		5 18	233 60	
4	4		10 00	10 43	63		95	233 60	
1	5		10 00		2 67		1 13	233 60	
2	5		20 00		2 63		14 09	467 20	
3	5		6 50		4 88	1 00		233 60	
1	6		7 50		25	2 45		233 60	
2	6							1,347 20	
3	6	25 00	9 00		35			233 60	
4	6				1 00			233 60	
5	6		10 00					233 60	
1	7		147 30	35 21	25 16	52 68	20 29	1,575 10	

SOMERSET COUNTY SCHOOL STATISTICS—Continued.  
 Attendance for Year Ending June 30, 1888.

Number of school. Election district.	NAME OF TEACHER.	Fall Term.		Winter Term.		Spring Term.		Summer Term.		Different pupils.
		On roll.	Average daily attendance.	On roll.	Average daily attendance.	On roll.	Average daily attendance.	On roll.	Average daily attendance.	
..	Fred Sterling.....	..	..	..	..	..	..	..	..	..
..	Mary Carman.....	..	..	..	..	..	..	..	..	..
..	Mary C. Davy.....	..	..	..	..	..	..	..	..	..
..	Lethia Somers.....	..	..	..	..	..	..	..	..	..
2 7	Maggie Croswell.....	72	51	67	49	64	37	44	32	72
3 7	Maria W. Lawson....	65	53	71	50	62	39	28	19	71
1 8	B. F. Haynes.....	87	62	88	68	86	44	56	43	115
..	Mollie E. Davis.....	..	..	..	..	..	..	..	..	..
..	Mollie E. Howeth....	..	..	..	..	..	..	..	..	..
2 8	Mary Cullin.....	43	29	48	29	47	27	30	14	49
3 8	Nellie E. Furniss....	55	29	52	32	43	18	26	22	58
4 8	Wm. J. Gibbons.....	33	20	39	23	41	17	24	14	43
5 8	Willie J. Thomas....	55	47	67	52	58	36	36	30	68
6 8	Sallie Conner.....	55	32	50	35	55	25	31	19	64
1 9	Julius A. Brewington.	101	58	91	52	90	35	28	17	111
..	Addie W. Bradshaw..	..	..	..	..	..	..	..	..	..
2 9	Katie A. Bradshaw...	47	35	46	30	32	14	19	9	49
3 9	Sam. J. A. Conner....	94	61	87	55	79	40	52	38	95
..	Emma M. Adams.....	..	..	..	..	..	..	..	..	..
..	M. Eva Jones.....	..	..	..	..	..	..	..	..	..
1 10	Josephine Byrd.....	32	23	37	28	33	18	19	13	37
2 10	Riley F. Byrd.....	39	28	39	25	20	15	21	13	41
3 10	Tenie Ballard.....	12	10	12	9	12	10	12	11	12
4 10	Hattie Stevenson....	22	14	22	17	26	17	24	18	26
1 11	Fred E. Gardner.....	68	44	66	47	68	39	42	29	76
..	Helen Yerby.....	..	..	..	..	..	..	..	..	..
2 11	Sallie E. Ballard.....	21	17	20	13	20	18	20	18	21
		2618	1729	2678	1762	2533	1363	1590	1135	3063

SOMERSET COUNTY SCHOOL STATISTICS—Continued.

Expenses for the Fiscal Year Ending September 30, 1888.

Number of school. Election district.	Rent.	Fuel.	Repairs.	Other incidental ex- penses.	Furniture, black- boards, stoves.	Cost of books.	Teachers' salaries for the year.	Receipts from books.
2 7	\$40 00	\$12 40				\$1 18	\$233 60	
3 7		17 87				40	233 60	
1 8		37 50		\$5 50	\$11 50		1,113 60	
2 8		17 63	\$44 47	23	2 60	9 15	233 60	
3 8		12 00	1 40	50	6 60	1 37	233 60	
4 8		10 00	1 30	1 80		2 94	233 60	
5 8		18 37	6 50	1 30	15 85	11 04	233 60	
6 8		18 88		2 19	27 60	3 17	233 60	
1 9		20 00	3 55	2 50	8 75	10 00	544 51	
2 9		10 25	4 03	1 15		82	232 28	
3 9		30 25	92	2 55	4 20	9 02	1,113 60	
1 10		10 00		1 50		2 01	233 60	
2 10		10 00	20 00		6 00	1 77	233 60	
3 10		5 00			5 00	2 40	221 63	
4 10		10 00		15	33 00	3 58	233 60	
1 11		20 00	5 15	9 06	1 50		511 78	
2 11		6 75		1 10	18 00		219 00	
	65 00	753 59	271 20	112 70	231 93	142 81	19,642 84	

## SOMERSET COUNTY—COLORED SCHOOL STATISTICS.

Attendance for the Year Ending June 30, 1888.

Number of school.	Election district.	NAME OF TEACHER.	Fall Term.		Winter Term.		Spring Term.		Summer Term.		Different pupils.
			On roll.	Average daily attendance.	On roll.	Average daily attendance.	On roll.	Average daily attendance.	On roll.	Average daily attendance.	
1	1	Nathaniel Young.....	129	61	142	67	114	43	.....	.....	152
..	..	Emily J. King.....	..	..	..	..	..	..	..	..	..
2	1	Julia Quinn.....	27	13	38	19	31	16	.....	.....	48
3	1	M. Lizzie Alexander..	26	14	39	22	18	9	.....	.....	37
4	1	Lucinda V. Waters...	42	16	56	26	40	13	.....	.....	64
1	2	Bertha Dennis.....	56	30	64	35	66	21	.....	.....	56
1	3	Mattie E. Gattis.....	78	39	68	37	56	18	.....	.....	78
2	3	John J. Henson.....	21	7	17	6	13	3	.....	.....	26
3	3	Mattie J. Russ.....	36	17	37	18	40	16	.....	.....	46
4	3	Emma F. Pinkett....	20	15	22	14	23	12	.....	.....	27
1	4	Little J. Waters.....	28	20	48	27	48	28	.....	.....	49
2	4	Addie C. Ballard....	47	26	71	39	78	19	.....	.....	78
3	4	Eliza E. Stewart....	30	15	41	18	37	16	.....	.....	41
1	5	Eph Nutter, Jr.....	68	31	73	68	62	16	.....	.....	89
1	6	Addie L. Ennals....	55	46	61	39	40	24	.....	.....	60
2	6	Alex. G. Mason.....	33	17	48	34	60	42	.....	.....	68
3	6	Dan M. Hammond....	83	44	70	38	76	32	.....	.....	83
1	7	John L. Zuhlcke....	59	41	54	38	52	31	.....	.....	65
2	7	Rachel G. Walton....	87	49	75	48	72	35	.....	.....	99
1	8	Wm. C. Stephens....	91	53	85	45	73	20	.....	.....	55
1	9	Robt. H. King.....	36	17	38	15	20	6	.....	.....	38
2	9	Esther A. Waters....	59	43	53	41	52	31	.....	.....	63
1	11	Wm. H. Hayman.....	67	38	82	59	69	44	.....	.....	85
			1178	652	1282	753	1140	495	.....	.....	1407

SOMERSET COUNTY—COLORED SCHOOL STATISTICS.

Expenses for the Fiscal Year Ending September 30, 1888.

Number of school. Election district.	Rent.	Fuel.	Repairs.	Other incidental ex- penses.	Furniture, black- boards, stoves.	Cost of books.	Teachers' salaries for the year.	Receipts from books.
1 1	.....	\$10 00	.....	\$2 20	.....	.....	\$390 00	.....
2 1	.....	4 50	.....	.....	.....	.....	163 10	.....
3 1	.....	5 00	\$47 00	25	.....	.....	183 18	.....
4 1	.....	5 00	75	1 63	.....	.....	195 00	.....
1 2	.....	5 00	.....	.....	.....	.....	195 00	.....
1 3	.....	5 00	.....	.....	.....	.....	193 82	.....
2 3	.....	5 00	.....	15	\$0 60	.....	192 63	.....
3 3	.....	3 60	.....	1 40	.....	.....	193 82	.....
4 3	.....	5 00	.....	.....	.....	.....	195 00	.....
1 4	.....	5 00	.....	.....	.....	.....	195 00	.....
2 4	.....	.....	.....	1 75	.....	.....	195 00	.....
3 4	.....	5 00	.....	.....	1 50	.....	193 82	.....
1 5	.....	5 00	.....	.....	.....	.....	195 00	.....
1 6	.....	5 00	.....	.....	.....	.....	172 53	.....
2 6	.....	5 00	14 70	.....	.....	.....	195 00	.....
3 6	.....	5 00	.....	.....	.....	.....	195 00	.....
1 7	\$15 00	5 00	.....	.....	.....	.....	195 00	.....
2 7	.....	4 50	5 00	.....	.....	.....	193 82	.....
2 7	.....	4 25	.....	.....	.....	.....	195 00	.....
1 8	.....	5 00	.....	.....	.....	.....	193 82	.....
1 9	.....	5 00	.....	.....	.....	.....	195 00	.....
2 9	.....	5 00	.....	.....	.....	.....	180 81	.....
1 11	.....	5 00	.....	.....	1 00	.....	192 66	.....
	15 00	106 85	67 45	7 38	3 10	.....	4,394 01	.....

SOMERSET COUNTY—*Statement of Receipts and Disbursements for Public School Purposes for the Year Ending September 30, 1888.*

## RECEIPTS.

Balance on hand, September 30, 1887 .....	\$1,810 92
State school tax .....	10,409 27
State free school fund .....	1,473 34
State donations .....	650 00
County school tax .....	5,499 66
Amount of levy .....	\$4,000
Fines and forfeitures .....	100 00
State appropriation to colored schools .....	4,442 36
Liquor licenses .....	133 00
Tonging licenses (white, \$374.30; colored, \$215.65) .....	589 95
Dredging licenses .....	3,521 34
Amount on judgment assigned by Trustees of Washington Academy .....	200 00
Tuition of non-resident pupils .....	50 20

## DISBURSEMENTS.

Teachers' salaries .....	\$19,642 84	\$28,830 04
Fuel .....	753 59	
Rent .....	65 00	
Incidental expenses of schools .....	112 70	
Books and stationery .....	229 21	
Building school-houses .....	625 00	
Repairing school-houses .....	271 20	
Furniture, blackboards and stoves .....	231 93	
Interest .....	67 40	
Salary of Secretary, Treasurer and Examiner ..	1,000 00	
Per diem of school commissioners .....	175 00	
Office expenses and account books .....	45 88	
Printing and advertising .....	143 50	
Paid to colored schools .....	4,598 79	
Recording deeds, etc. ....	5 90	
Surveying school lots .....	20 00	
Tuition of pupils in Worcester County .....	66 36	
State Teachers' Association .....	10 00	
County Teachers' Association .....	6 25	
Travelling expenses .....	82 20	
Insurance .....	14 00	
Balance cash on hand .....	663 29	
		\$28,830 04

SOMERSET COUNTY COLORED SCHOOLS—*Receipts and Disbursements for the Year Ending September 30, 1888.*

## RECEIPTS.

Unexpended balance of previous appropriation .....	\$112 20
Amount received from State Treasurer .....	4,442 36
Tonging licenses .....	215 65
Tuition of non-resident pupils .....	34 20

## DISBURSEMENTS.

Paid for teachers' salaries .....	4,394 01	\$4,804 41
Incidental expenses .....	7 38	
Rent .....	15 00	
Fuel .....	106 85	
Furniture, etc. ....	3 10	
Repairs .....	67 45	
State Teachers' Association .....	5 00	
Share of supervision .....	200 00	
Balance cash on hand .....	5 62	
		\$4,804 41

ST. MARY'S COUNTY.

SUMMARY OF SCHOOL STATISTICS.

For Year Ending September 30, 1888.

	1888.	1887.
Number of school-houses (white, 40; colored, 21; total, 61).....	61	60
Number of male teachers—principals—(white, 25; colored, 14; total, 39).....	39	..
Number of female teachers—principals—(white, 15; colored, 7; total, 22).....	22	..
Number of female teachers—assistants—(white, 2; total, 2).....	2	..
Total (white, 43; colored, 21; total, 63) .....	63	..
Number of terms schools were open .....	3 3-5	3 4-5
Number of different pupils for the year (white, 1,470; colored, 1,354; total, 2,824).....	2,824	2,861
Number of pupils in average attendance (white, 610; colored, 411; total, 1,021).....	1,021	1,070

NUMBER OF PUPILS.

		Fall Term.	Winter Term.	Sp'g Term.	Sum. Term.
On roll.....	{ white...	949	1,282	1,252	1,086
	{ colored.	598	1,085	1,054	867
Total.....		1,547	2,367	2,306	1,953
Av'ge attendance..	{ white...	567	681	589	603
	{ colored.	300	460	464	420
Total .....		867	1,141	1,053	1,023

Number of—	—1888—			1887.
	White.	Col.	Total.	
Pupils in 1st grade, December 1st.....	292.	389	681	599
“ 2d “ .....	219.	228	447	422
“ 3d “ .....	246.	233	479	418
“ 4th “ .....	246.	153	399	423
“ 5th “ .....	160.	63	223	244
“ 6th “ .....	77.	16	93	105
“ above 6th “ .....	38.	6	44	60

Number of pupils in book-keeping, 16; algebra, 30; philosophy, 21; drawing, 0; geometry, 13; physiology, 75; Latin, 3.

## ST. MARY COUNTY—SCHOOL STATISTICS.

Attendance for the Year Ending September 30, 1888.

Number of school.	Election district.	NAME OF TEACHER.	Fall Term.		Winter Term.		Spring Term.		Summer Term.		Different pupils.
			On roll.	Average daily attendance.	On roll.	Average daily attendance.	On roll.	Average daily attendance.	On roll.	Average daily attendance.	
1	1	Mamie P. Smith.....	12	6	15	7	16	7	16	5	17
2	1	Odie M. Higgs.....	23	15	24	14	.....	.....	.....	.....	.....
2	1	Rosa I. Milburn.....	.....	.....	.....	.....	21	10	30	17	33
3	1	Lizzie Hammeth.....	10	7	18	9	20	8	16	9	24
4	1	Not open.....	.....	.....	.....	.....	.....	.....	.....	.....	.....
5	1	B. W. Herbert.....	21	10	35	18	39	20	34	21	41
1	2	Chas. H. Heard.....	15	8	21	11	24	10	21	9	25
2	2	Wm. F. Perry.....	14	7	33	16	30	10	25	10	34
3	2	L. M. Tippeth.....	24	13	26	11	29	10	26	11	35
4	2	Henry E. Goodrich....	25	16	32	17	27	10	25	13	39
1	3	Geo. W. Joy, prin....	38	29	48	39	43	38	35	31	54
1	3	Edith M. Holmes, ass't	.....	.....	.....	.....	.....	.....	.....	.....	.....
2	3	John A. Scott.....	15	7	31	12	30	21	.....	.....	.....
2	3	Jas. J. Greenwell.....	.....	.....	.....	.....	.....	.....	29	14	36
3	3	Jos. W. Goldsborough	22	12	34	12	34	12	34	14	34
4	3	Edith R. Wathen.....	21	8	27	11	22	7	15	9	24
5	3	Jas. Tippeth.....	11	6	17	9	17	8	14	8	21
6	3	Lewis C. Thompson..	19	9	33	19	33	17	31	15	37
7	3	John F. Duke.....	20	8	30	11	26	9	23	9	32
8	3	Agnes R. Payne.....	20	11	24	14	28	15	26	13	32
1	4	Benj. S. Hayden.....	19	11	21	14	19	8	18	10	26
2	4	W. B. Dorsey.....	29	17	45	21	45	12	27	12	48
3	4	B. W. Burch.....	28	17	47	22	39	18	31	16	54
4	4	Henry Wingate.....	34	28	39	30	43	27	41	30	48
5	4	G. D. Carpenter.....	16	12	20	14	17	9	13	9	21
1	5	Henry T. Harrison...	31	30	.....	.....	.....	.....	.....	.....	.....
1	5	Estelle Keech.....	.....	.....	35	23	38	16	31	24	43
2	5	Theo. Smoot, jr.....	24	12	28	11	28	9	25	16	28
3	5	Virginia A. Tippeth..	25	14	23	8	18	5	18	7	28
4	5	W. B. Herbert.....	43	30	44	31	44	29	43	25	48
1	6	Chas. Adams.....	21	14	43	19	46	19	38	20	50
2	6	Myrtie Graves.....	18	8	23	10	28	8	24	12	32
3	6	Wm. T. Bailey.....	14	8	20	10	27	10	25	10	29
4	6	Leo J. Lathroum.....	52	25	67	30	59	33	.....	.....	.....
4	6	Odie M. Lathroum.....	.....	.....	.....	.....	.....	.....	42	19	77
5	6	Wm. D. Heard.....	22	10	28	12	27	8	27	11	30
6	6	Linda M. Jones.....	17	8	21	14	18	10	14	9	22
1	7	Annie Blackistone....	20	14	26	11	21	10	21	13	27
2	7	Mary J. Burch.....	39	27	37	26	39	26	40	32	46
3	7	Thos. P. Baker, prin.	58	38	72	40	70	40	66	48	75
3	7	Lizzie Blackistone, as't	.....	.....	.....	.....	.....	.....	.....	.....	.....
1	8	R. G. Ford.....	28	16	48	21	42	16	33	17	52
2	8	Allie P. Downs.....	12	7	37	20	36	14	29	11	40
3	8	Mittie Goodwin.....	24	13	26	15	24	9	18	7	28
4	8	Fannie S. Combs.....	10	5	22	10	24	12	11	6	25



ST. MARY COUNTY—SCHOOL STATISTICS.

Expenses for the Fiscal Year Ending September 30, 1888.

Number of school.	Election district.	Rent.	Fuel.	Repairs.	Other incidental expenses.	Furniture, black boards, stoves.	Cost of books.	Teachers' salaries for the year.	Receipts from books.
1	1		\$8 00		\$1 44			\$180 00	
2	1		7 50		1 60			60 00	
2	1				1 73			171 00	
3	1		6 19		1 30			160 00	
4	1								
5	1		11 00		75			270 00	
1	2		4 00		2 85		\$0 40	270 00	
2	2		7 00		2 43			270 00	
3	2		9 00		1 18			270 00	
4	2		8 00		1 65			270 00	
1	3		17 81	4 40	2 53			360 00	
1	3							360 00	
2	3		8 00		1 18			214 00	
2	3							73 00	
3	3		4 00		90		90	270 00	
4	3		6 00		1 97		2 05	180 00	
5	3		5 00		55			180 00	
6	3		7 00		50			180 00	
7	3		7 00	2 30	20			360 00	
8	3		8 00	1 65	60			270 00	
1	4		7 50		40			270 00	
2	4		6 00	2 00	2 63			360 00	
3	4		7 50		30			270 00	
4	4		6 00					270 00	
5	4		8 75		4 80			270 00	
1	5		1 50	1 96			2 20	20 00	
1	5		2 50	5 60	45			275 00	
2	5		10 13	16 10	1 45			270 00	
3	5		7 00		2 60			264 40	
4	5		6 25		1 05			270 00	
1	6		12 50		50			360 00	
2	6		5 00		1 37		80	270 00	
3	6		6 00		37		60	270 00	
4	6		5 25		35			168 00	
4	6							66 40	
5	6		7 00		37			270 00	
6	6		5 00		1 79			270 00	
1	7		4 00					270 00	
2	7		7 55	75	50			270 00	
3	7		10 00		5 87			180 00	
3	7							295 00	
1	8		7 50		8 85			270 00	
2	8		4 95		90			257 00	
3	8		7 00		1 00			270 00	
4	8		6 00		1 16			240 00	

ST. MARY COUNTY SCHOOL STATISTICS—Continued.  
 Attendance for the Year Ending September 30, 1888.

Number of school.	Election district.	NAME OF TEACHER.	Fall Term.		Winter Term.		Spring Term.		Summer Term.		Different pupils.
			On roll.	Average daily attendance.	On roll.	Average daily attendance.	On roll.	Average daily attendance.	On roll.	Average daily attendance.	
5	8	Cora I. Howard.....	19	11	27	14	25	10	15	9	30
1	9	T. Lee Mattingly.....	36	20	41	25	.....	.....	.....	.....	.....
1	9	J. D. Hayden.....	.....	.....	.....	.....	36	19	36	22	45
			949	567	1282	681	1252	589	1086	603	1470

ST. MARY COUNTY SCHOOL STATISTICS—Continued.  
 Expenses for the Fiscal Year Ending September 30, 1888.

Number of school.		Election district.	Rent.	Fuel.	Repairs.	Other incidental ex- penses.	Furniture, black- boards, stoves.	Cost of books.	Teachers' salaries for the year.	Receipts from books.
5	8	.....	\$5 00	.....	\$0 70	.....	.....	\$180 00	.....	
1	9	.....	15 00	.....	.....	.....	.....	102 00	.....	
1	9	.....	3 00	.....	40	.....	.....	153 00	.....	
		.....	297 38	34 76	61 17	.....	6 95	11,068 80	.....	

## ST. MARY COUNTY—COLORED SCHOOL STATISTICS.

Attendance for the Year Ending September 30, 1888.

Number of school.	Election district.	NAME OF TEACHER.	Fall Term.		Winter Term.		Spring Term.		Summer Term.		Different pupils.
			On roll.	Average daily attendance.	On roll.	Average daily attendance.	On roll.	Average daily attendance.	On roll.	Average daily attendance.	
1	1	John H. Camper.....	14	7	34	12	47	28	22	12	53
2	1	John Cajay.....	30	12	83	40	96	26	81	52	106
3	1	Jos. S. Pattison.....	21	17	46	32	50	45	55	32	55
1	2	R. G. Williams.....	30	18	80	32	86	44	56	28	109
1	3	Irene Carter.....	55	33	65	32	63	30	68	40	78
2	3	Harry B. Renfro.....	19	7	23	9	21	8	16	5	27
3	3	Annie Dyson.....	19	5	41	13	43	14	45	10	45
4	3	Geo. H. Renfro.....	26	8	57	18	54	20	.....	.....	.....
4	3	Abell Cromwell.....	.....	.....	.....	.....	.....	.....	33	13	63
5	3	Samuel E. Lacy.....	13	10	22	11	26	15	21	7	29
1	4	Harriet A. Riddick...	39	24	54	21	48	23	37	18	63
2	4	Samuel J. Comfort...	48	20	71	35	63	33	29	20	74
3	4	Jackson B. Shepard..	31	12	54	26	53	27	51	21	63
1	5	Fred. A. Moran.....	11	5	21	10	31	11	18	7	32
2	5	Estelle M. Cole.....	27	9	58	18	48	15	33	11	91
3	5	Chas. H. Boyer.....	46	20	56	30	50	24	44	26	60
1	6	Delphine Robinson...	21	8	74	25	80	26	37	12	90
2	6	Wm. H. Bales.....	12	8	30	18	25	17	20	18	47
1	7	Annie C. Jameson....	56	31	84	31	81	24	95	39	103
2	7	Clara E. Mahoney....	34	17	46	19	35	16	49	27	69
1	8	C. S. Syphax.....	27	18	67	19	.....	.....	.....	.....	.....
1	8	W. B. Downs.....	.....	.....	.....	.....	34	10	40	12	72
2	8	J. Byron Dixon.....	19	11	19	9	20	8	17	10	25
			598	300	1085	460	1054	464	867	420	1354

ST. MARY COUNTY—COLORED SCHOOL STATISTICS.

Expenses for the Fiscal Year Ending September 30, 1888.

Number of school. Election district.	Rent.	Fuel.	Repairs.	Other incidental ex- penses.	Furniture, black- boards, stoves.	Cost of books.	Teachers' salaries for the year.	Receipts from books.
1 1	.....	\$10 50	\$1 52	\$0 88	.....	.....	\$270 00	.....
2 1	.....	11 25	.....	2 04	\$12 50	.....	270 00	.....
3 1	.....	6 30	13 75	1 25	.....	.....	164 00	.....
1 2	.....	10 00	.....	5 10	.....	.....	180 00	.....
1 3	.....	8 00	.....	1 68	.....	.....	180 00	.....
2 3	.....	7 50	.....	30	.....	.....	261 60	.....
3 3	.....	5 00	.....	.....	.....	.....	180 00	.....
4 3	.....	6 00	63 75	22	.....	.....	240 00	.....
4 4	.....	.....	.....	.....	.....	.....	40 00	.....
5 3	.....	1 00	1 37	3 90	.....	.....	252 53	.....
1 4	.....	7 20	50	5 80	.....	.....	240 00	.....
2 4	.....	6 00	10 59	2 19	.....	.....	225 00	.....
3 4	.....	4 00	.....	3 80	.....	.....	255 00	.....
1 5	.....	6 00	.....	90	.....	.....	360 00	.....
2 5	.....	9 00	6 50	3 10	.....	.....	270 00	.....
3 5	.....	8 00	75	3 94	.....	.....	240 00	.....
1 6	.....	5 25	.....	2 75	.....	.....	180 00	.....
2 6	.....	8 75	.....	1 00	.....	.....	270 00	.....
1 7	.....	6 25	13 37	65	.....	.....	180 00	.....
2 7	.....	6 00	.....	1 60	.....	.....	182 50	.....
1 8	.....	.....	.....	7 50	.....	.....	85 80	.....
1 8	.....	9 00	.....	.....	.....	.....	89 00	.....
2 8	.....	6 00	.....	78	.....	.....	270 00	.....
.....	.....	147 00	112 10	49 38	12 50	.....	4,885 43	.....

ST. MARY COUNTY—*Statement of Receipts and Disbursements for Public School Purposes for the Year Ending September 30, 1888.*

## RECEIPTS.

Balance on hand September 30, 1887.....	\$906 48
State school tax.....	8,413 18
State free school fund.....	1,206 36
State donations.....	400 00
County school tax— .. cents on the \$100.....	3,351 25
Sales of books.....	579 97
State appropriation to colored schools.....	4,582 76
Oystering licenses (white).....	986 70
Interest “.....	7 01
Sale books, colored schools.....	289 97
Oystering licenses (colored).....	552 90
Interest “.....	3 50

## DISBURSEMENTS.

Teachers' salaries.....	\$11,068 80	\$21,230 08
Fuel.....	297 38	
Incidental expenses of schools.....	61 17	
Books and stationery.....	679 68	
Repairing school-houses and lumber.....	55 67	
Furniture, black-boards and stoves.....	189 90	
Salary of Secretary, Treasurer and Examiner...	533 33	
Per diem of School Commissioners.....	119 60	
Office expenses and account books.....	108 62	
Printing and advertising.....	64 00	
Paid to colored schools.....	6,046 54	
Books furnished indigent pupils.....	6 95	
Insurance.....	28 78	
Postage.....	30 00	
State Teachers' Association.....	10 00	
Teachers attending State Association.....	30 00	
Fees.....	8 17	
Balance cash on hand.....	1,891 49	
		\$21,230 08

ST. MARY'S COUNTY COLORED SCHOOLS—*Receipts and Disbursements for the Year Ending September 30, 1888.*

## RECEIPTS.

Unexpended balance of previous appropriation.....	\$171 38
Amount received from State Treasurer.....	4,582 76
Sale of books.....	289 97
Oystering licenses.....	552 90
Interest.....	3 50
Balance due Treasurer.....	446 03

## DISBURSEMENTS.

Paid for teachers' salaries.....	\$4,885 43	\$6,046 54
Incidental expenses.....	49 38	
Repairs.....	112 10	
Furniture.....	12 50	
Stoves.....	35 95	
Fuel.....	147 00	
Books and stationery and postage.....	408 47	
Teachers attending State Teachers' Association.....	30 00	
Printing.....	32 00	
Salary Examiner, Secretary and Treasurer.....	266 67	
Share expenses Com. to both funds.....	67 04	
		\$6,046 54



## TALBOT COUNTY.

## SUMMARY OF SCHOOL STATISTICS.

For School Year Ending June 30, 1888.

	1888.	1887.
Number of school-houses owned by the County, 60 ; rented, 5 ; total.....	65	62
(Frame, 63 ; brick, 2 ; Colored, 0.)		
Number of male teachers—principals—(white, 13 ; colored, 5 ; total, 18).....	18	21
Number of female teachers—principals—(white, 37 ; colored, 9 ; total, 46).....	46	40
Number of male teachers—assistants—(white 3 ; col- ored, 0 ; total, 3).....	3	1
Number of female teachers—assistants—(white, 12 ; colored, 1 ; total, 13).....	13	13
Total (white, 65 ; colored, 15 ; total, 80).....	80	75
Number of fenced lots.....	13	17
Number of schools having out-buildings.....	56	53
Number of schools having sufficient black boards....	50	50
Number of schools having good furniture.....	52	51
Number of terms schools were open—white, 4 months ; colored, 3 2-5 months.....	4	4
Number of different pupils for the year (males—white, 1,468 ; colored, 633 ; total, 2,101 ; females—white, 1,318 ; colored, 535 ; total, 1,853).....	3,954	4,130
Number of pupils in average attendance (white, 1,345 ; colored, 418 ; total, 1,763).....	1,763	1,893
Number of pupils over 16 years of age (white, 144 ; colored, 109 ; total, 253).....	253	283
Number of official visits paid by Examiner.....	136	106

## NUMBER OF PUPILS.

	Fall Term.	Winter Term.	Spring Term.	Summer Term.
On roll.....	2,645	3,154	3,036	2,675
Average attendance	1,752	1,837	1,667	1,797
Number of pupils in—				1888. 1887.
1st grade, December 1st.....				805 864
2d “ “.....				464 480
3d “ “.....				416 441
4th “ “.....				417 388
5th “ “.....				254 268
6th “ “.....				148 126
above 6th “.....				168 124
Number of pupils in book-keeping, 30 ; algebra, 183 ; philosophy, 60 ; drawing, 659 ; geometry, 54 ; physiology, 435 ; Latin, 145 ; French, 85 ; Greek, 18.				



SCHOOL HOUSES BUILT OR ENLARGED DURING THE YEAR.

Number of school.		Brick or Frame.	Cost.	Length.	Width.	Height of ceiling.	Square feet of black-board.	Out-buildings.	Fences.	Cost of furniture.
District.										
1	2	Brick . . . .	*\$2,005 21	(+)	(+)	(+)	(+)	Yes	No	(+)
4	5	Frame . . . .	*227 82	(+)	(+)	(=)	(=)	(=)	(=)	\$432 70
			2,233 03							
7/2	1	Frame . . . .	1,699 47	¶42 ft	26 ft.	10 ft.	350	Yes	No.	(**)

\* In part payment.  
 † Will report next year.  
 ‡ Reported 1887.  
 § Reported.  
 § Colored schools.  
 ¶ Two stories.  
 \*\* Bills unpaid.

TALBOT COUNTY—SCHOOL STATISTICS.

Attendance for Year Ending June 30, 1888.

Number of school.	Election District.	NAME OF TEACHER.	Fall Term.		Winter Term.		Spring Term.		Summer Term.		Different pupils.
			On roll.	Average daily attendance.	On roll.	Average daily attendance.	On roll.	Average daily attendance.	On roll.	Average daily attendance.	
*1	1	E. D. Murdaugh, prin.	146	107	152	116	151	103	135	106	158
		Flavia A. Welby, asst.									
		James V. Moore, "									
		Jos'p'ne Staplefort "									
*3	2	Wm. S. Crouse, prin..	77	63	80	64	77	59	68	55	83
		Alice McDaniel, asst.									
		Carrie H. Dashiell, "									
*3	3	Wm. M. Hardecastle...	35	28	38	27	34	25	32	27	43
*4	3	Alvan C. Willey, prin.	60	48	58	45	55	39	49	38	64
		Marcia H. Seth, asst..									
	1	Theo. S. Pattison, prin	228	142	225	125	226	135	229	161	280
		M. H. Hambleton, asst									
		Car. M. Satterfield, "									
		Maggie P. Robinson, "									
	2	William M. McIntosh.	30	9	46	24	50	23	33	12	56
	3	Belle V. Harrison ....	40	21	45	26	48	22	42	25	53
	4	Mary G. Beck .....	20	12	25	13	18	10	16	7	33
	5	Josephine N. Collins.	13	10	16	9	19	8	17	10	23
	6	John Y. Todd .....	39	24							
		James F. McDaniel....			47	26	45	31	47	31	62
	7	Anna E. Barwick.....	22	10	21	11	19	6	19	7	32
	8	Laura Frampton .....	14	7	17	8	15	6	11	6	18
	9	Ardie A. Barnes .....	18	11	24	9	21	9	22	14	31
	1	S. A. Wollaston, prin..	122	93	126	90	133	93	134	101	145
		Annie M. Edgar, asst.									
	2	Charl'te E. Hammond	29	15	26	11	20	7	20	10	34
	3	Natalie M. Robinson..	22	15	26	15	23	12	21	14	27
	4	Hattie Leonard.....	18	13	22	13	22	10	22	15	25
	5	Ida V. Stevens.....	27	16	28	12	27	13	32	18	39
	6	Wm. D. J. Morris, prin	74	49	75	52	70	37	68	42	87
		Lida A. Caulk, asst....									
	7	Edward H. Freeland..	44	25	51	26	47	21	40	24	55
	1	Hennie M. Merrick....	21	17	22	15	25	12	28	22	28
	2	H Lu. Anthony, prin.	96	62	83	55	89	47	96	64	119
		Clara H. Bouldin, asst.									
	3	Sallie E. Nichols.....	18	9	18	9	16	8	13	5	25
	4	Nellie R. Ozmon.....	41	24	39	19	34	14	35	19	53
	5	Henrietta L. Mellier..	37	30	36	28	32	23	31	25	39
	6	Nettie S. Martin.....	18	12	19	13	19	11			20
	7	Nettie S. Martin.....							13	10	13
	8	Anna E. Ewing.....	30	20	33	19	24	10	30	17	45
	9	Wm. Theo. Mullikin..	14	10	24	15	25	16	19	12	30
10	3	Willie Hardecastle....	36	22	55	32	49	31	46	23	69
11	3	Mary Ann Hardecastle.	22	13	26	14	22	10	21	14	28
12	3	Carrie A. Benny.....	45	30	50	31	50	21	49	31	61

\* High Schools.

TALBOT COUNTY SCHOOL STATISTICS.

Expenses for the Fiscal Year Ending September 30, 1888.

Number of school. Election district.	Rent.	Fuel.	Repairs.	Other incidental ex- penses.	Furniture, black- boards, stoves.	Cost of books.	Teachers' salaries for the year.	Receipts from books.
* 1	.....	\$151 50	\$6 77	\$89 05	\$11 70	\$366 49	\$950 00	\$235 40
1	.....						500 00	.....
2	.....	7 65	1 13	13 15	4 95	119 94	405 00	.....
3	.....						360 00	.....
4	.....	21 87	2 50	40	2 50	63 30	700 00	42 39
5	.....	43 69	21 36	7 40	48 12	46 30	500 00	.....
6	.....						350 00	.....
7	.....	58 00	29 40	29 37		166 78	700 00	111 90
8	.....						357 50	.....
9	.....						340 00	.....
10	.....						320 00	.....
11	.....	20 75	2 68	40	8 27	35 86	350 00	20 38
12	.....	29 00	4 50	3 15		29 48	345 50	23 63
13	.....	24 00		40	4 55	10 98	350 00	9 21
14	.....	14 50		2 10		14 63	318 75	12 81
15	.....						90 00	.....
16	.....	32 25		22 65	12 00	42 05	262 50	28 53
17	.....	19 50		40		15 07	297 50	13 14
18	.....	19 50		40		5 12	300 00	2 98
19	.....	21 75	44 00	12 40	54 00	20 88	290 00	14 71
20	.....	1 55	50	1 98	1 50	64 95	448 25	51 26
21	.....						336 25	.....
22	.....	3 75		5 19		11 05	350 00	8 50
23	.....	31 50	10 81	2 40		21 57	375 00	17 41
24	.....	20 25		40	50	11 58	350 00	5 37
25	.....	21 00	8 37	2 04	50	25 20	348 50	22 00
26	.....	42 84	1 25	4 46	15 00	45 73	450 00	27 01
27	.....						350 00	.....
28	.....	18 36	1 35	44		25 84	348 50	21 33
29	.....	21 87		1 00		17 09	398 25	12 17
30	.....	43 69	9 97	5 30	8 40	55 32	400 00	24 97
31	.....						315 00	.....
32	.....	16 38	2 50	1 40		9 11	350 00	5 35
33	.....	21 75	7 97	40		22 92	350 00	20 54
34	.....	22 00		7 65	5 00	28 38	371 25	17 92
35	.....	21 00		1 15	6 25	18 90	262 50	15 59
36	.....	3 50	50		12 45	32	87 50	20 00
37	.....	21 75		90		36 30	323 75	24 89
38	.....	21 00	5 85	2 40	2 35	19 41	348 50	13 59
39	.....	25 31	7 50	6 30	25 52	32 08	400 00	22 56
40	.....	26 75		6 25	3 50	24 54	350 00	20 22
41	.....	25 37	30	8 40	2 50	43 91	350 00	34 64

\* High Schools.

## TALBOT COUNTY SCHOOL STATISTICS—Continued.

Attendance for the Year Ending June 30, 1888.

Number of school.	Election district.	NAME OF TEACHER.	Fall Term.		Winter Term.		Spring Term.		Summer Term.		Different pupils.
			On roll.	Average daily attendance.	On roll.	Average daily attendance.	On roll.	Average daily attendance.	On roll.	Average daily attendance.	
1	4	Fannie C. Reynolds...	36	20	46	25	43	23	39	22	54
2	4	Rose M. Snell.....	37	24	42	21	42	18	39	25	62
3	4	Maggie S. Wilson, prin	63	42	75	42	67	40	61	36	91
..	..	N. L. Price, asst.....	..	..	..	..	..	..	..	..	..
4	4	Jane B. Hopkins.....	17	10	23	14	22	13	24	16	29
5	4	Emily V. Straughn...	26	16	25	14	26	9	15	8	33
6	4	Rosa Laing.....	39	20	46	22	45	18	43	24	62
7	4	James M. Arringdale..	25	14	27	14	24	10	26	13	30
8	4	Annie V. Leonard.....	29	15	54	23	47	20	37	24	65
9	4	Carrie B. Smith.....	18	7	23	12	26	11	20	12	30
10	4	Annie H. Smith.....	13	11	18	11	18	10	16	13	21
11	4	Sue B. Rose, prin.....	46	29	65	49	64	37	65	42	87
..	..	Edwin R. Jump, asst.	..	..	..	..	..	..	..	..	..
12	4	Josephine H. Bean...	..	..	..	..	27	21	31	22	31
1	5	Rosa V. Caulk.....	25	17	22	13	21	10	30	20	35
2	5	Emily C. Nutz.....	54	39	62	43	57	35	56	46	73
3	5	Nannie I. Stevens....	30	22	33	18	31	14	33	21	37
4	5	John W. Gibson, prin.	69	63	80	56	74	43	78	52	95
..	..	Wm. S. Jackson, asst.	..	..	..	..	..	..	..	..	..
5	5	Susie H. Willis.....	33	24	35	24	31	21	34	26	45
6	5	Matthias F. McMahan	22	14	26	17	25	12	17	11	28
			2038	1354	2255	1390	2195	1237	2102	1398	2786

TALBOT COUNTY SCHOOL STATISTICS—Continued.

Expenses for the Fiscal Year Ending September 30, 1888.

Number of school.	Election district.	Rent.	Fuel.	Repairs.	Other incidental ex- penses.	Furniture, black- boards, stoves.	Cost of books.	Teachers' salaries for the year.	Receipts from books.
1	4	.....	\$24 50	\$10 50	\$0 40	\$2 50	\$30 11	\$373 50	\$23 78
2	4	.....	22 00	.....	40	1 20	24 62	348 50	16 18
3	4	.....	52 12	.....	3 45	.....	50 91	398 25	40 01
..	..	.....	.....	.....	.....	.....	.....	295 00	.....
4	4	.....	47 68	.....	40	1 40	24 65	348 50	14 25
5	4	.....	42 40	.....	40	1 20	17 82	300 00	13 66
6	4	.....	52 20	.....	3 40	76 25	22 28	310 00	13 40
7	4	.....	44 40	.....	40	.....	17 33	375 00	11 74
8	4	.....	7 25	1 05	1 90	.....	19 73	320 00	14 57
9	4	.....	19 87	.....	70	.....	16 44	300 00	13 87
10	4	.....	39 92	.....	40	20	17 75	300 00	13 52
11	4	\$12 50	80 90	14 25	80	25 95	84 23	372 00	52 60
..	..	.....	.....	.....	.....	.....	.....	261 00	.....
12	4	.....	30 20	.....	1 95	114 70	19 70	135 50	8 70
1	5	.....	41 22	.....	1 49	2 50	30 04	350 00	26 15
2	5	.....	21 70	6 50	1 79	1 75	38 11	375 00	29 23
3	5	.....	21 35	9 36	44	2 00	32 42	350 00	30 00
4	5	25 00	.....	.....	88	432 70	43 68	332 50	38 66
..	..	.....	.....	.....	.....	.....	.....	280 00	.....
5	5	.....	.....	.....	44	.....	45 63	345 00	38 36
6	5	30 00	23 50	.....	1 09	8 50	20 45	298 50	18 23
		67 50	1,444 85	211 03	260 06	900 41	2006 98	24,168 25	1,421 38

## TALBOT COUNTY—COLORED SCHOOL STATISTICS.

Attendance for the Year Ending June 30, 1888.

Number of school.	Election district.	NAME OF TEACHER.	Fall Term.		Winter Term.		Spring Term.		Summer Term.		Different pupils.
			On roll.	Average daily attendance.	On roll.	Average daily attendance.	On roll.	Average daily attendance.	On roll.	Average daily attendance.	
1	1	Anna R. H. Miller, prin	130	103	137	90	138	77	117	90	226
..	..	Lillie M. Kelly, asst ..	.....	.....	.....	.....	.....	.....	.....	.....	.....
2	1	Isaac M. Turner.....	.....	.....	.....	.....	.....	.....	.....	.....	.....
1	2	Georgine C. M. Corbin	82	52	115	56	109	53	90	55	139
2	2	Helen G. Turner.....	33	23	65	38	57	40	42	33	77
3	2	Susie E. Dobson.....	46	33	60	37	55	40	.....	.....	65
4	2	Victoria G. Wilson....	28	14	33	14	25	13	21	13	44
1	3	Lizzie W. Chase.....	79	46	98	51	81	41	81	61	147
2	3	John E. Friend.....	50	31	60	19	50	19	46	35	72
3	3	John R. Webb.....	10	7	54	19	62	29	16	12	75
4	3	Lottie W. Ennals.....	29	19	32	16	20	11	.....	.....	33
1	4	Eliza M. Murray.....	21	15	45	21	42	26	21	15	56
2	4	Carrie V. Kelly.....	34	20	60	29	50	27	34	19	69
3	4	Ananias L. Bouldin...	25	13	75	21	77	19	50	21	84
1	5	Charles R. Ross.....	40	22	65	36	75	35	55	45	81
			607	398	899	447	841	430	573	399	1168

TALBOT COUNTY—COLORED SCHOOL STATISTICS.

Expenses for the Fiscal Year Ending September 30, 1888.

Number of School.	Election district.	Rent.	Fuel.	Repairs.	Other incidental expenses.	Furniture, blackboards, stoves.	Cost of books.	Teachers' salaries for the year.	Receipts from books.
1	1	.....	\$46 50	.....	\$2 25	\$1 00	\$76 35	\$222 50	\$43 30
2	1	.....	27 75	.....	.....	80	.....	270 00	.....
1	2	.....	.....	.....	44	.....	31 82	240 00	29 20
2	2	.....	23 63	.....	4 55	.....	26 76	224 00	24 95
3	2	.....	19 50	.....	2 44	.....	8 77	160 50	6 00
4	2	.....	17 25	\$0 63	1 94	.....	4 03	200 00	2 99
1	3	.....	21 87	3 25	1 40	.....	27 75	285 00	25 17
2	3	.....	23 38	.....	40	1 20	26 29	200 00	24 72
3	3	.....	23 00	51	1 40	3 70	4 73	224 00	4 05
4	3	.....	17 37	.....	6 40	.....	8 46	125 00	7 77
1	4	.....	21 00	17 00	40	8 50	15 05	190 00	13 25
2	4	.....	22 99	.....	40	.....	29 74	199 00	25 01
3	4	.....	45 93	.....	1 10	.....	21 77	201 30	20 51
1	5	.....	39 55	1 75	44	5 00	30 45	224 00	29 73
.....			349 72	23 14	93 56	20 20	311 97	3,065 30	256 65

TALBOT COUNTY—*Statement of Receipts and Disbursements for Public School Purposes for the Year Ending September 30, 1888.*

RECEIPTS.	
State school tax.....	\$8,446 50
State free school fund.....	1,976 04
State donations.....	1,200 00
County school tax— .. cents on the \$100.....	17,500 00
Amount of levy.....	\$17,500
Interest paid by collector on county levy.....	85 00
Sales of books from office.....	2 15
Sales of books by teachers of white schools.....	1,421 38
Sales of books by teachers of colored schools.....	256 65
State appropriation to colored schools.....	3,568 48
Tonging licenses (white, \$1,038.35; colored, \$388.55).....	1,426 90
County Commissioners, on account of fines, &c.....	1,781 62
Easton National Bank loan.....	2,000 00
Balance due Treasurer, excess of disbursements over receipts.....	277 58
	<hr/>
	\$39,942 30

## DISBURSEMENTS.

Balance due to Treasurer, September 30, 1887...	\$911 99
Teachers' salaries.....	24,168 25
Fuel.....	1,444 85
Incidental expenses of schools.....	260 06
Rent.....	67 50
Books and stationery.....	1,843 13
Building school-houses.....	2,233 03
Repairing school-houses.....	211 03
Furniture, blackboards and stoves.....	900 41
Interest.....	174 00
Salary of Secretary, Treasurer and Examiner..	1,000 00
Per diem of school commissioners.....	265 00
Office expenses and account books.....	221 50
Printing and advertising.....	104 00
Paid to colored schools.....	5,952 86
Paid Geo. W. Beck for shovels, hods, &c.....	36 79
Amount advanced on teachers' salaries.....	147 90
	<hr/>
	\$39,942 30

TALBOT COUNTY COLORED SCHOOLS—*Receipts and Disbursements for the Year Ending September 30, 1888.*

RECEIPTS.	
Unexpended balance of previous appropriation.....	\$940 94
Amount received from State Treasurer.....	3,568 48
Amount received from County School Board.....	500 00
Colored tongers' licenses.....	388 55
Books sold by colored teachers.....	256 65
Balance charged to colored school fund.....	298 24
	<hr/>
	\$5,952 86
DISBURSEMENTS.	
Paid for teachers' salaries.....	3,065 30
Incidental expenses.....	93 56
Repairs, furniture, stoves and blackboards.....	43 34
Fuel.....	349 72
Books and stationery.....	311 97
Building school-house.....	1,699 47
Other purposes.....	389 50
	<hr/>
	\$5,952 86



WASHINGTON COUNTY.

SUMMARY OF SCHOOL STATISTICS.

For School Year Ending June 30, 1888.

	1888.	1887.
Number of school-houses owned by the County, 122 ; rented, 12 ; total.....	134	132
(Frame, 45 ; brick, 71 ; log, 10 ; stone, 8.)		
Number of rooms occupied when the attendance is largest.....	200	..
Number of male teachers—principals—(white, 102 ; colored, 5 ; total, 107).....	107	112
Number of female teachers—principals—(white, 17 ; colored, 7 ; total, 24).....	24	24
Number of male teachers—assistants—(white, 22 ; col- ored, 0 ; total, 22).....	22	24
Number of female teachers—assistants—(white, 46 ; colored, 1 ; total, 47).....	47	41
Total (white, 187 ; colored, 13 ; total, 200).....	200	201
Number of fenced lots.....	27	27
Number of schools having out-buildings.....	134	134
Number of schools having sufficient black-boards....	134	134
Number of schools having good furniture.....	132	128
Number of terms schools were open.....	3	3
Number of different pupils for the year (white, 8,062 ; colored, 505 ; total, 8,567).....	8,567	8,836
Number of pupils in average attendance (white, 5,146 ; colored, 277 ; total, 5,423).....	5,423	5,386
Number of pupils over 16 years of age.....	345	..

NUMBER OF PUPILS.

	Fall Term.		Winter Term.		Spring Term.	
	1888	1887	1888	1887	1888	1887
On roll.....	7,091	7,078	7,969	8,000	7,063	7,336
Average attendance.....	5,454	5,202	6,009	5,755	4,806	5,201

	1888.	1887.
Number of pupils in 1st grade December 1st.....	1,829	1,841
“ 2d “.....	1,253	1,273
“ 3d “.....	1,429	1,496
“ 4th “.....	1,211	1,188
“ 5th “.....	982	954
“ 6th “.....	787	700
“ above 6th “.....	443	475

Number of pupils in book-keeping, 210 ; algebra, 757 ; philosophy, 305 ; drawing, 136 ; geometry, 87 ; physiology, 691 ; Latin, 116 ; Greek, 21 ; German, 49.

## WASHINGTON COUNTY—SCHOOL STATISTICS.

Attendance for the Year Ending June 30, 1888.

Number of school.	Election district.	NAME OF TEACHER.	Fall Term.		Winter Term.		Spring Term.		Summer Term.		Different pupils.
			On roll.	Average daily attendance.	On roll.	Average daily attendance.	On roll.	Average daily attendance.	On roll.	Average daily attendance.	
1	1	M. A. Spessard.....	24	21	30	26	28	23	.....	.....	30
1	1	J. E. Wagman.....	31	25	33	25	27	20	.....	.....	34
1	1	J. W. Little.....	24	18	31	24	29	21	.....	.....	31
1	1	J. P. Smith.....	41	38	45	39	44	33	.....	.....	44
1	1	M. F. Smith.....	32	25	43	30	37	24	.....	.....	42
1	1	Mattie Lakin.....	33	30	35	29	32	22	.....	.....	36
1	1	Prudie Frey.....	51	45	57	47	53	32	.....	.....	56
1	1	Mollie Seiss.....	66	54	68	45	57	32	.....	.....	74
2	1	A. D. Snyder.....	57	34	81	51	64	36	.....	.....	82
3	1	J. W. Lydan.....	25	18	33	22	29	16	.....	.....	34
1	2	A. A. Doub.....	23	20	22	19	18	13	.....	.....	23
1	2	F. L. King.....	32	26	35	26	33	24	.....	.....	37
1	2	J. Q. Miller.....	23	18	28	22	26	21	.....	.....	29
1	2	Mamie Schnebley....	37	29	42	33	41	33	.....	.....	43
1	2	Bertha Bomberger....	57	41	56	44	52	40	.....	.....	58
1	2	Judith Kinler.....	84	60	72	52	74	58	.....	.....	79
2	2	U. H. King.....	44	37	49	40	47	29	.....	.....	55
3	2	Wm. B. Hutzell.....	40	25	46	33	41	28	.....	.....	49
*	2	Geo. C. Pearson.....	44	40	42	39	40	36	35	31	47
1	3	C. Ed. Carl.....	28	24	24	21	24	20	.....	.....	28
1	3	R. H. Alvey.....	34	30	30	24	25	19	.....	.....	30
1	3	Mary Dunlap.....	31	26	30	23	23	19	.....	.....	32
1	3	Grace Schindle.....	41	32	40	33	40	32	.....	.....	46
1	3	Mary S. Rowland....	36	30	35	26	30	22	.....	.....	40
1	3	Lizzie Fabrney.....	41	32	38	30	36	28	.....	.....	44
1	3	Percy H. Little.....	33	27	34	27	31	23	.....	.....	37
1	3	Hessie Hopkins.....	51	40	49	36	40	28	.....	.....	60
1	3	E. Rebecca Brown...	71	56	64	47	60	39	.....	.....	81
1	3	Ella Taggart.....	36	31	41	32	38	29	.....	.....	43
1	3	Anna R. Cook.....	37	32	43	35	42	32	.....	.....	48
2	3	Jno. E. Kelley.....	22	19	24	20	24	20	.....	.....	26
3	3	C. E. Mentzer.....	32	27	30	25	30	21	.....	.....	37
4	3	A. M. Lynch.....	31	24	38	27	37	22	.....	.....	40
5	3	D. G. Wolfinger.....	35	27	41	32	32	20	.....	.....	42
1	4	J. B. Houser.....	28	26	24	21	19	17	.....	.....	26
1	4	E. A. Spessard.....	20	19	22	20	21	18	.....	.....	23
1	4	Mary Ridenour.....	28	23	28	24	25	21	.....	.....	28
1	4	A. E. Snyder.....	44	36	43	36	43	29	.....	.....	48
2	4	S. H. Strite.....	30	20	38	21	30	20	.....	.....	31
3	4	Alice Taylor.....	30	21	36	26	32	16	.....	.....	36
4	4	D. S. Miller.....	28	19	32	21	26	14	.....	.....	39
5	4	Wm. E. Flory.....	33	18	50	34	35	21	.....	.....	52
6	4	Chas. A. Harsh.....	28	21	38	21	31	17	.....	.....	44
1	5	W. W. Brady.....	21	14	16	12	23	17	.....	.....	32
1	5	J. W. Smith.....	30	22	31	20	33	21	.....	.....	49

\* High School.

WASHINGTON COUNTY—SCHOOL STATISTICS.

Expenses for the Fiscal Year Ending September 30, 1888.

Number of school. Election district.	Rent.	Fuel.	Repairs.	Other incidental ex- penses.	Furniture, black- boards, stoves.	Cost of books.	Teachers' salaries for the year.	Receipts from books.
1 1	\$55 00	\$54 72	\$10 50	\$30 50	\$13 66	\$6 44	\$2,290 00	.....
1 1	.....	.....	.....	.....	.....	.....	.....	.....
1 1	.....	.....	.....	.....	.....	.....	.....	.....
1 1	.....	.....	.....	.....	.....	.....	.....	.....
1 1	.....	.....	.....	.....	.....	.....	.....	.....
1 1	.....	.....	.....	.....	.....	.....	.....	.....
1 1	.....	.....	.....	.....	.....	.....	.....	.....
1 1	.....	.....	.....	.....	.....	.....	.....	.....
2 1	.....	9 45	3 37	2 80	21 04	5 55	270 00	.....
3 1	.....	7 13	7 50	1 76	.....	.....	219 54	.....
1 2	.....	62 50	137 73	19 92	1 55	13 37	1,658 97	.....
1 2	.....	.....	.....	.....	.....	.....	.....	.....
1 2	.....	.....	.....	.....	.....	.....	.....	.....
1 2	.....	.....	.....	.....	.....	.....	.....	.....
1 2	.....	.....	.....	.....	.....	.....	.....	.....
1 2	.....	.....	.....	.....	.....	.....	.....	.....
2 2	.....	3 00	.....	2 28	2 60	90	226 15	.....
2 2	30 00	12 00	3 00	2 41	20 38	.....	240 00	.....
* ..	21 75	25 00	.....	8 32	.....	.....	363 00	.....
1 3	44 00	168 00	131 97	41 72	41 43	17 81	2,950 91	.....
1 3	.....	.....	.....	.....	.....	.....	.....	.....
1 3	.....	.....	.....	.....	.....	.....	.....	.....
1 3	.....	.....	.....	.....	.....	.....	.....	.....
1 3	.....	.....	.....	.....	.....	.....	.....	.....
1 3	.....	.....	.....	.....	.....	.....	.....	.....
1 3	.....	.....	.....	.....	.....	.....	.....	.....
1 3	.....	.....	.....	.....	.....	.....	.....	.....
2 3	.....	10 73	2 65	1 76	1 35	.....	300 00	.....
3 3	.....	13 88	6 97	2 28	5 85	.....	270 00	.....
4 3	35 00	11 00	.....	2 75	2 45	2 00	238 55	.....
5 3	15 00	16 68	3 00	3 43	11 30	.....	270 00	.....
1 4	.....	51 50	39 79	22 35	6 05	9 76	1,164 84	.....
1 4	.....	.....	.....	.....	.....	.....	.....	.....
1 4	.....	.....	.....	.....	.....	.....	.....	.....
2 4	.....	13 38	1 02	1 76	27	.....	210 00	.....
3 4	25 00	14 37	8 00	1 50	71 95	90	238 50	.....
4 4	.....	15 75	20	1 50	.....	.....	264 18	.....
5 4	.....	13 05	58 49	2 02	1 35	.....	195 30	.....
6 4	.....	10 75	4 80	2 02	.....	4 99	290 00	.....
1 5	25 00	50 55	596 61	21 67	261 75	5 95	1,457 20	.....
1 5	.....	.....	.....	.....	.....	.....	.....	.....

\* High School.

## WASHINGTON COUNTY SCHOOL STATISTICS—Continued.

Attendance for the Year Ending June 30, 1888.

Number of school.	Election district.	NAME OF TEACHER.	Fall Term.		Winter Term.		Spring Term.		Summer Term.		Different pupils.
			On roll.	Average daily attendance.	On roll.	Average daily attendance.	On roll.	Average daily attendance.	On roll.	Average daily attendance.	
1	5	P. E. Johnson.....	35	29	34	27	36	27	.....	.....	39
1	5	Daisy McGrau.....	49	38	44	35	37	29	.....	.....	62
1	5	Sadie P. Carter.....	42	33	46	32	36	27	.....	.....	47
2	5	B. E. Farrell.....	40	16	51	23	37	14	.....	.....	57
3	5	Annie Resley.....	32	20	31	13	17	9	.....	.....	32
4	5	B. Palmatary.....	34	23	41	29	36	22	.....	.....	43
5	5	Mary F. Clarke.....	32	19	30	15	30	17	.....	.....	34
6	5	Beckie E. Boyd.....	24	14	36	21	33	21	.....	.....	38
7	5	Nellie Bevans.....	36	19	38	23	32	18	.....	.....	44
8	5	D. A. Johnson.....	24	14	23	15	23	10	.....	.....	26
9	5	V. E. Barnhardt.....	24	14	30	14	21	10	.....	.....	30
1	6	Emory Taggart.....	36	31	36	30	31	36	.....	.....	39
1	6	J. H. Smith.....	22	19	29	22	27	20	.....	.....	29
1	6	T. H. Smith.....	37	32	37	32	36	28	.....	.....	38
1	6	Cora Wade.....	50	45	53	46	50	37	.....	.....	52
1	6	Ena M. Cheney.....	54	42	55	46	56	32	.....	.....	59
2	6	J. H. Kreidler.....	37	23	40	30	33	22	.....	.....	44
3	6	G. W. McBride.....	32	25	52	37	49	29	.....	.....	54
4	6	Chas. L. Grove.....	41	29	61	40	56	29	.....	.....	64
5	6	Laura Gropsnickle..	27	25	32	25	24	16	.....	.....	32
6	6	S. B. Shoop.....	38	29	44	38	43	18	.....	.....	44
1	7	A. J. Harbaugh.....	30	28	31	27	29	25	.....	.....	32
1	7	Dan'l Flory.....	42	38	41	36	38	34	.....	.....	43
1	7	Kate Slaughenhaupt.	42	40	42	39	40	38	.....	.....	43
1	7	Bessie G. Winter.....	40	34	43	37	42	34	.....	.....	45
2	7	H. P. Miller.....	36	31	36	33	32	25	.....	.....	38
2	7	Lina Hollingsworth..	55	51	55	50	48	39	.....	.....	57
3	7	U. S. Dismore.....	45	26	46	28	50	26	.....	.....	53
4	7	S. P. Ambrose.....	25	16	32	22	28	18	.....	.....	34
5	7	John P. Fockler.....	39	34	46	41	39	29	.....	.....	46
1	8	Wm. H. Lamar.....	27	22	47	32	41	25	.....	.....	47
2	8	Clara V. Smith.....	16	11	21	15	20	15	.....	.....	21
3	8	Jos. T. Kimler.....	19	13	31	24	29	16	.....	.....	33
3	8	J. C. Ward.....	37	24	31	21	26	12	.....	.....	40
4	8	J. A. B. Potter.....	40	28	46	38	43	30	.....	.....	46
5	8	A. W. Reeder.....	27	22	37	29	32	22	.....	.....	37
6	8	D. O. Snyder.....	22	13	26	14	21	10	.....	.....	27
1	9	Jacob A. Strite.....	35	27	35	28	30	23	.....	.....	35
1	9	A. S. Miller.....	28	23	26	20	25	20	.....	.....	29
1	9	Athalinda Bell.....	35	28	32	23	29	23	.....	.....	36
2	9	J. J. Beitler.....	29	23	34	27	31	23	.....	.....	34
3	9	J. O. Wolfinger.....	24	20	29	24	30	18	.....	.....	34
4	9	C. G. Leiter.....	37	27	44	34	42	23	.....	.....	44
5	9	J. U. D. Seigman.....	33	28	34	31	34	28	.....	.....	39
6	9	Frank Bell.....	38	30	49	35	40	25	.....	.....	49

WASHINGTON COUNTY SCHOOL STATISTICS—Continued.

Expenses for the Fiscal Year Ending September 30, 1888.

Number of school. Election district.	Rent.	Fuel.	Repairs.	Other incidental ex- penses.	Furniture, black- boards, stoves.	Cost of books.	Teachers' salaries for the year.	Receipts from books.
1 5								
1 5								
1 5								
2 5		\$16 00	\$4 38	\$2 02		\$2 20	\$240 00	
3 5		16 00	7 23	2 02		0 90	229 60	
4 5		8 75	58 76	2 02	\$48 13		270 00	
5 5		14 00	9 57	2 02	1 60		237 19	
6 5		17 75	8 95	2 02	11 10		270 00	
7 5		10 00	16 50	2 02	12 50	4 82	210 00	
8 5		15 00	141 25	2 02	27 37	90	240 00	
9 5	\$20 00	14 00	156 17	2 02	14 80	25	177 50	
1 6		57 78	98 86	25 38	41 65	5 71	1,376 60	
1 6								
1 6								
1 6								
2 6		23 83	4 02	2 02	1 15	2 51	300 00	
3 6		10 00	2 77	1 50			300 00	
4 6		16 26	16 21	2 28	2 61	4 77	233 99	
5 6		21 55	40 50	2 80	63		300 00	
6 6	1 50	18 00	4 46	2 54	83	1 15	270 00	
1 7		50 25	21 60	24 20	11 50	21 22	1,167 17	
1 7								
1 7								
2 7		31 18	3 20	7 81	11 20	4 29	555 00	
2 7								
3 7		17 30	1 25	1 50	2 40		240 00	
4 7		17 50	9 44	1 89			210 00	
5 7		12 00		3 71	2 78	2 91	300 00	
1 8		12 62	20	2 02	3 35		240 00	
2 8		16 13		1 50	18 52	89	236 00	
3 8		30 00	3 60	5 56	20 20	4 78	525 00	
3 8								
4 8		10 83	2 78	2 26	2 10	3 26	210 00	
5 8		10 50	24	1 76	1 55	72	240 00	
6 8	25 00	12 00	203 15	1 50	62 60		196 72	
1 9		37 45	6 90	8 40	1 90	5 70	960 00	
1 9								
1 9								
2 9		12 47	22 97	1 63	1 15		238 50	
3 9		11 00		2 02	1 80		266 62	
4 9	30 00	13 13	1 50	3 06	25		240 00	
5 9		15 38	10	2 80	1 25		270 00	
6 9		15 00	2 95	3 84			270 00	

## WASHINGTON COUNTY SCHOOL STATISTICS—Continued.

Attendance for the Year Ending June 30, 1888.

Number of school. Election district.	NAME OF TEACHER.	Fall Term.		Winter Term.		Spring Term.		Summer Term.		Different pupils.
		On roll.	Average daily attendance.	On roll.	Average daily attendance.	On roll.	Average daily attendance.	On roll.	Average daily attendance.	
7 9	Preston Vogle.....	28	21	26	24	28	20	.....	.....	30
8 9	Wm. Anthony.....	28	22	39	31	35	26	.....	.....	41
1 10	E. E. Hutzell... ..	28	24	26	22	25	20	.....	.....	27
1 10	S. E. Gower.....	29	25	32	26	28	25	.....	.....	32
1 10	A. V. Gower.....	35	30	39	31	36	26	.....	.....	42
1 10	Fannie Kemp.....	47	42	49	34	39	33	.....	.....	49
2 10	O. V. Middlekauff....	26	24	30	27	18	22	.....	.....	30
3 10	E. Schildknecht.....	32	28	32	28	30	24	.....	.....	34
4 10	J. H. Reichard.....	21	13	30	22	28	20	.....	.....	31
1 11	E. A. Brown.....	33	25	47	30	39	24	.....	.....	50
2 11	O. M. Younkins.....	39	21	39	20	36	15	.....	.....	48
3 11	P. E. Miller.....	33	22	36	20	31	22	.....	.....	39
3 11	Mary L. Higgins.....	37	32	42	31	41	28	.....	.....	47
4 11	E. A. Legg.....	38	35	48	42	43	37	.....	.....	53
5 11	John W. Wade.....	40	23	75	43	66	29	.....	.....	76
6 11	E. M. Garrott.....	45	31	58	36	53	31	.....	.....	60
1 12	D. H. Staley.....	44	34	58	43	44	25	.....	.....	58
1 12	Luella Beachley.....	30	28	31	20	27	16	.....	.....	32
2 12	Lily Barkdoll.....	21	17	21	18	18	15	.....	.....	23
3 12	Harry Strite.....	51	39	55	41	57	33	.....	.....	62
4 12	T. A. Poffenberger....	27	23	30	24	32	21	.....	.....	32
4 12	H. C. Miller.....	72	56	76	53	64	30	.....	.....	81
5 12	A. F. Lamar.....	31	19	37	26	34	18	.....	.....	39
1 13	S. O. Strite.....	35	27	45	34	37	31	.....	.....	45
2 13	D. M. Solliday.....	37	29	49	40	45	29	.....	.....	50
3 13	S. M. Hicks.....	34	28	41	27	34	22	.....	.....	42
4 13	Vesta A. Young.....	51	42	59	52	40	24	.....	.....	63
5 13	G. D. Needy.....	29	25	48	39	34	22	.....	.....	50
6 13	D. S. Pittenger.....	36	28	56	38	35	20	.....	.....	57
7 13	Carrie Barr.....	29	21	35	25	28	12	.....	.....	34
1 14	B. E. Fockler.....	23	17	31	27	36	21	.....	.....	37
1 14	Lizzie Swarbrick.....	50	40	48	39	49	37	.....	.....	52
2 14	C. L. Rhinehart.....	31	22	38	28	34	21	.....	.....	39
3 14	John Master.....	36	22	49	33	36	24	.....	.....	51
4 14	Maggie Bachtel.....	27	16	37	29	33	23	.....	.....	38
5 14	A. F. Diffendall.....	49	33	58	41	49	34	.....	.....	63
1 15	Laura E Taylor.....	28	12	31	15	29	11	.....	.....	35
2 15	James Cullen.....	33	17	49	38	45	27	.....	.....	50
3 15	Louisa Eichelberger..	50	30	59	32	57	31	.....	.....	59
4 15	Harry Boyd.....	35	24	45	22	32	10	.....	.....	47
5 15	U. F. Humbert.....	43	25	58	42	52	35	.....	.....	60
6 15	E. G. Kinsell.....	38	29	43	34	44	28	.....	.....	44
7 15	Sam'l Sowers.....	36	25	35	24	21	15	.....	.....	41
8 15	J. H. Anderson.....	39	32	42	33	39	24	.....	.....	42
9 15	Ella M. C. Coudy.....	26	16	27	15	15	11	.....	.....	31

WASHINGTON COUNTY SCHOOL STATISTICS—Continued.

Expenses for the Fiscal Year Ending September 30, 1888.

Number of school. Election district.	Rent.	Fuel.	Repairs.	Other incidental ex- penses.	Furniture, black- boards, stoves.	Cost of books.	Teachers' salaries for the year.	Receipts from books.
7	9 25 00	10 00		2 28	0 25	3 57	240 00	
8	9	3 50		2 80	2 80		268 37	
10	10 00	42 25	24 00	10 55	3 85	14 84	1,200 00	
10								
10								
10								
2		9 80	3 64	2 28	0 25		240 00	
3		24 57	4 26	2 41	3 86		300 00	
4		10 63	3 98	2 02	1 46		210 00	
1		13 12	3 70	1 76	50	2 00	270 00	
2		10 62		2 02	50	2 27	274 34	
3		25 75	15 17	3 65	29 38	3 28	520 03	
3								
4		12 12	65 47	1 50		2 01	270 00	
5		13 00	20 62	2 41	4 50	4 43	240 00	
6		11 63	5 75	1 76	20	2 00	247 50	
1	10 00	39 10	525 94	3 52	117 03		508 60	
1								
2		18 30	75	2 15	6 05	4 00	240 00	
3		18 28	139 00	3 84	147 68	1 40	370 00	
4		26 27	465 76	8 02	145 44	94	555 00	
4								
5		18 92		2 28	1 00	4 30	270 00	
1	35 00	12 73	5 00	2 41	1 45		240 00	
2		13 55	1 75	2 54	50	46	270 00	
3		14 46	92	2 65	3 65		105 00	
4		16 13	1 86	2 28	1 68		240 00	
5		12 13	24 33	2 02	3 85	2 60	210 00	
6		11 63	4 00	1 76	2 55	5 44	232 64	
7		13 38		2 28	75		240 00	
1		28 50	3 85	5 08	3 00		555 00	
1								
2		14 06	3 20	2 38	25		240 00	
3		19 25	98	3 06			210 00	
4		12 50	3 70	3 06	2 36		240 00	
5		16 75		3 06	1 15		270 00	
1		12 25		1 50			238 50	
2		12 63	4 80	1 50	25	2 00	210 00	
3		11 62	630 94	1 76	112 07	3 42	202 55	
4		11 63	20	1 50	14 49		210 00	
5		11 75		1 50	35		270 00	
6		9 50		2 02		2 52	506 71	
7		10 45		1 50		93	210 00	
8		9 50	4 15	1 50	97		240 00	
9		13 25	11 01	1 50	2 25		236 00	

## WASHINGTON COUNTY SCHOOL STATISTICS—Continued.

Attendance for Year Ending June 30, 1888.

Number of school. Election district.	NAME OF TEACHER.	Fall Term.		Winter Term.		Spring Term.		Summer Term.		Different pupils.
		On roll.	Average daily attendance.	On roll.	Average daily attendance.	On roll.	Average daily attendance.	On roll.	Average daily attendance.	
10 15	M. L. Peck.....	25	20	36	25	37	22	.....	.....	37
1 16	J. W. Hoover.....	47	35	57	47	52	33	.....	.....	54
2 16	John Wagaman.....	30	22	27	21	26	16	.....	.....	34
3 16	D. Ed. Baker.....	50	42	72	60	65	45	.....	.....	73
4 16	C. S. Smith.....	36	29	48	36	47	27	.....	.....	48
5 16	C. M. Kreidler.....	17	12	21	15	22	15	.....	.....	24
6 16	C. A. Weagley.....	25	20	33	26	30	22	.....	.....	34
1 17	J. A. Zeigler.....	30	26	34	28	32	28	.....	.....	35
1 17	C. D. Wagaman.....	38	32	38	32	35	27	.....	.....	41
1 17	Amanda Barr.....	34	31	33	27	29	24	.....	.....	34
1 17	E. Barnhardt.....	31	28	31	26	30	24	.....	.....	36
1 17	F. V. Albert.....	41	36	39	35	41	35	.....	.....	43
1 17	E. Heironimus.....	40	33	42	34	38	31	.....	.....	43
1 17	Mary Rouskulp.....	39	37	40	37	40	30	.....	.....	41
1 17	M. Newcomer.....	48	43	47	40	45	36	.....	.....	51
1 17	Emily Walsh.....	45	37	43	33	43	28	.....	.....	50
1 18	Grafton Downs.....	34	25	41	33	35	25	.....	.....	41
1 18	Merric Huyett.....	54	47	55	50	47	37	.....	.....	55
2 18	Chas. M. Clopper.....	51	34	48	33	39	25	.....	.....	52
3 18	A. M. Wolfinger.....	57	43	58	49	57	45	.....	.....	62
1 19	D. M. Long.....	21	19	31	27	25	13	.....	.....	31
1 19	D. D. Keedy.....	27	21	30	26	29	18	.....	.....	30
1 19	Kate O. Warfield.....	27	25	28	23	24	16	.....	.....	28
1 19	A. E. Stevenson.....	41	35	46	40	45	26	.....	.....	48
2 19	D. W. Wyand.....	30	21	40	29	39	20	.....	.....	44
3 19	J. W. Hays.....	26	19	36	27	31	14	.....	.....	37
4 19	Patsy B. Cross.....	34	24	28	20	27	15	.....	.....	37
5 19	Harmon Grimm.....	33	24	29	21	.....	.....	.....	.....	34
1 20	Geo. M. Draper.....	23	18	40	31	42	25	.....	.....	47
1 20	Lorena Betts.....	51	42	48	40	39	30	.....	.....	52
2 20	G. W. Fleming.....	20	14	24	18	22	14	.....	.....	25
3 20	Joshua Long.....	50	36	53	39	37	24	.....	.....	56
4 20	Ed. L. Needy.....	35	28	39	30	29	21	.....	.....	45
5 20	A. H. Betts.....	28	33	37	27	29	21	.....	.....	42
1 21	Wilfred Rice.....	26	18	27	21	23	17	.....	.....	30
2 21	G. W. Kuhn.....	22	17	35	28	31	21	.....	.....	36
3 21	A. Huntsberger.....	23	18	28	24	27	18	.....	.....	30
* ..	Anna Barkdoll.....	32	29	32	27	28	24	27	23	35
1 22	Charles Spessard.....	22	16	21	15	19	14	.....	.....	24
1 22	Laura C. King.....	36	31	38	30	36	26	.....	.....	39
1 22	Mary A. Rannels.....	44	37	46	41	44	38	.....	.....	51
1 22	D. H. Garver.....	40	36	41	35	37	33	.....	.....	49
1 22	Katie Huyett.....	40	33	39	32	41	34	.....	.....	45
1 22	Nettie Baker.....	49	42	50	40	33	27	.....	.....	52
1 22	Mary Stuart.....	48	40	47	42	46	36	.....	.....	54

\* High School.



WASHINGTON COUNTY SCHOOL STATISTICS—Continued.

Expenses for the Fiscal Year Ending September 30, 1888.

Number of school. Election district.	Rent.	Fuel.	Repairs.	Other incidental ex- penses.	Furniture, black boards, stoves.	Cost of books.	Teachers' salaries for the year.	Receipts from books.
10 15	.....	\$9 50	\$3 45	\$1 50	.....	.....	\$208 65	.....
1 16	.....	13 45	2 65	2 41	7 95	.....	237 00	.....
2 16	.....	10 00	25	2 54	.....	1 84	290 70	.....
3 16	.....	13 35	.....	2 80	25	3 77	227 86	.....
4 16	.....	18 09	4 63	2 02	25	4 46	238 50	.....
5 16	.....	21 18	15	2 83	1 56	.....	210 00	.....
6 16	.....	14 88	25 73	2 77	25	.....	270 00	.....
1 17	15 00	81 14	424 82	22 95	28 13	14 09	2,613 50	.....
1 17	.....	.....	.....	.....	.....	.....	.....	.....
1 17	.....	.....	.....	.....	.....	.....	.....	.....
1 17	.....	.....	.....	.....	.....	.....	.....	.....
1 17	.....	.....	.....	.....	.....	.....	.....	.....
1 17	.....	.....	.....	.....	.....	.....	.....	.....
1 17	.....	.....	.....	.....	.....	.....	.....	.....
1 17	.....	.....	.....	.....	.....	.....	.....	.....
1 17	.....	.....	.....	.....	.....	.....	.....	.....
1 18	.....	23 64	478 53	6 12	127 44	2 00	553 55	.....
1 18	.....	.....	.....	.....	.....	.....	.....	.....
2 18	.....	14 50	5 08	3 58	19 55	99	240 00	.....
3 18	.....	14 00	5 08	2 54	56	.....	300 00	.....
1 19	70 00	34 50	731 46	9 38	337 99	2 50	1,230 00	.....
1 19	.....	.....	.....	.....	.....	.....	.....	.....
1 19	.....	.....	.....	.....	.....	.....	.....	.....
1 19	.....	.....	.....	.....	.....	.....	.....	.....
2 19	.....	8 63	3 32	1 76	1 68	.....	240 00	.....
3 19	.....	15 25	11 00	2 28	.....	.....	270 00	.....
4 19	25 00	23 30	305 20	2 02	90 54	.....	240 00	.....
5 19	15 00	8 00	60 60	1 50	.....	.....	120 00	.....
1 20	.....	15 00	9 16	3 78	15 04	1 21	585 00	.....
1 20	.....	.....	.....	.....	.....	.....	.....	.....
2 20	.....	9 00	2 50	2 28	2 25	90	195 58	.....
3 20	.....	13 13	.....	2 67	1 45	.....	268 30	.....
4 20	.....	13 00	5 25	2 67	6 64	.....	240 00	.....
5 20	50 00	17 20	481 00	3 06	14 76	2 57	223 20	.....
1 21	.....	10 13	19 41	1 89	1 40	.....	240 00	.....
2 21	.....	13 88	3 15	2 41	50	.....	270 00	.....
3 21	.....	12 96	25	1 76	30	.....	196 80	.....
* ..	.....	17 00	.....	1 50	.....	.....	303 10	.....
1 22	.....	124 35	115 03	22 46	34 04	24 03	1,961 30	.....
1 22	.....	.....	.....	.....	.....	.....	.....	.....
1 22	.....	.....	.....	.....	.....	.....	.....	.....
1 22	.....	.....	.....	.....	.....	.....	.....	.....
1 22	.....	.....	.....	.....	.....	.....	.....	.....
1 22	.....	.....	.....	.....	.....	.....	.....	.....
1 22	.....	.....	.....	.....	.....	.....	.....	.....
1 22	.....	.....	.....	.....	.....	.....	.....	.....

\* High School.

WASHINGTON COUNTY SCHOOL STATISTICS—Continued.  
 Attendance for the Year Ending June 30, 1888.

Number of school.	Election district.	NAME OF TEACHER.	Fall Term.		Winter Term.		Spring Term.		Summer Term.		Different pupils.
			On roll.	Average daily attendance.	On roll.	Average daily attendance.	On roll.	Average daily attendance.	On roll.	Average daily attendance.	
2	22	Edward Flory.....	58	47	52	42	46	33	.....	.....	61
1	23	Harry Fockler.....	46	36	54	40	43	23	.....	.....	55
2	23	D. C. Gilbert.....	47	34	44	30	34	18	.....	.....	52
3	23	Geo. W. Hicks.....	53	37	71	50	62	39	.....	.....	71
4	23	Geo. H. Seigman.....	29	13	37	26	29	17	.....	.....	41
5	23	W. H. Piper.....	37	29	37	28	20	16	.....	.....	37
6	23	H. B. Donaldson.....	24	19	34	27	33	23	.....	.....	36
			7091	5454	7969	6009	7063	4806	62	54	8567

WASHINGTON COUNTY SCHOOL STATISTICS—Continued,  
*Expenses for the Fiscal Year Ending September 30, 1888.*

Number of school. Election district.	Rent.	Fuel.	Repairs.	Other incidental ex- penses.	Furniture, black- boards, stoves.	Cost of books.	Teachers' salaries for the year.	Receipts from books.
2 23	.....	\$3 59	\$3 28	\$3 06	\$0 85	.....	\$270 00	.....
1 23	.....	14 37	25 28	2 80	1 56	.....	237 00	.....
2 23	.....	10 38	23 10	2 80	60	\$2 00	270 00	.....
3 23	.....	19 73	2 85	2 06	6 45	4 75	270 00	.....
4 23	.....	11 87	4 25	2 02	2 04	2 00	220 00	.....
5 23	.....	12 87	9 57	2 41	.....	.....	210 00	.....
6 23	.....	15 37	.....	2 54	25	.....	210 00	.....
	742 25	2,554 24	9,253 81	558 89	2,442 73	288 93	51,822 25	.....

## WASHINGTON COUNTY—COLORED SCHOOL STATISTICS.

Attendance for the Year Ending June 30, 1888.

Number of school. Election district.	NAME OF TEACHER.	Fall Term.		Winter Term.		Spring Term.		Summer Term.		Different pupils.
		On roll.	Average daily attendance.	On roll.	Average daily attendance.	On roll.	Average daily attendance.	On roll.	Average daily attendance.	
4 1	Jas. F. Samons.....	13	9	19	12	18	12	.....	.....	22
4 2	Frank Wheaton.....	47	34	42	31	41	35	.....	.....	49
7 4	Ida M. Brock.....	29	22	32	25	28	20	.....	.....	35
10 5	John W. Truman....	37	25	54	29	43	20	.....	.....	56
7 11	Mary E. Bowman....	30	17	29	11	17	10	.....	.....	32
6 12	Susie Jackson.....	35	22	49	38	34	18	.....	.....	51
11 15	Charles Williams....	.....	.....	18	15	16	12	.....	.....	18
7 16	Ella A. Chambers....	28	16	29	16	26	12	.....	.....	29
4 18	Kate Williams.....	14	13	13	12	13	12	.....	.....	16
6 19	Lydia Peck.....	25	13	28	16	27	17	.....	.....	34
4 21	C. W. E. Trusty.....	40	26	42	35	44	36	.....	.....	55
4 21	Aura Nickens.....	81	51	66	53	58	44	.....	.....	88
7 23	Zeareau Nelson.....	14	13	20	13	18	16	.....	.....	20
		393	261	441	306	383	264	.....	.....	505

WASHINGTON COUNTY—COLORED SCHOOL STATISTICS.

Expenses for the Fiscal Year Ending September 30, 1888.

Number of school.	Election district.	Rent.	Fuel.	Repairs.	Other incidental expenses.	Furniture, blackboards, stoves.	Cost of books.	Teachers' salaries for the year.	Receipts from books.
4	1	\$15 00	\$10 88		\$1 50	\$0 25		\$199 50	
4	2		11 50	\$4 20	2 02	19 98	\$3 66	210 00	
7	4		9 38	71 71	1 50			210 00	
10	5		8 50	7 50	2 02	2 45		210 00	
7	11		12 62		1 63	5 55	4 48	211 25	
6	12	20 00	7 75	8 00	2 15	26	1 16	206 44	
11	15	15 00	9 50		1 50	1 50		81 00	
7	16		11 50	23 32	1 76	30	5 60	210 00	
4	18	15 00	15 00		1 50			111 00	
6	19		10 63		2 08	16 80		207 90	
4	21	80 00	28 13	2,553 54	4 56	305 39	7 86	465 00	
4	21								
7	23	15 00	10 00	70	1 50	1 75	2 00	102 85	
		160 00	145 39	2,668 97	23 72	354 23	24 76	2,424 94	

WASHINGTON COUNTY—*Statement of Receipts and Disbursements for Public School Purposes for the Year Ending September 30, 1888.*

## RECEIPTS.

State school tax .....	\$17,288 62
State free-school fund.....	2,194 54
State donations.....	1,200 00
County school tax—23 cents on the \$100.....	38,666 66
Amount of levy.....	\$41,768 23
Interest on taxes overdue .....	776 90
State appropriation to Colored Schools.....	1,401 04
Received for school lot.....	50 00
County tax, 1888 .....	2,000 00
Building Fund.....	10,500 00
Balance due Treasurer.....	6,343 34
	\$80,421 10

## DISBURSEMENTS.

Balance due to Treasurer, September 30, 1887...	\$9,840 63
Teachers' salaries .....	51,822 25
Fuel .....	2,554 24
Incidental expenses of schools.....	558 89
Rent .....	742 25
Books and stationery .....	288 93
Building school-houses.....	7,250 80
Repairing school-houses.....	2,003 01
Furniture, black-boards and stoves.....	2,442 73
High Schools or Academies (2).....	\$739 77
Interest.....	564 59
Salary of Secretary, Treasurer and Examiner...	1,146 06
Per diem of School Commissioners.....	510 00
Office expenses and account books.....	112 19
Printing and advertising.....	170 75
Paid to Colored schools.....	\$5,802 01
Witnesses.....	19 60
State Association .....	10 00
Blanks .....	37 18
Salaries advanced.....	347 00
	\$80,421 10

WASHINGTON COUNTY COLORED SCHOOLS—*Receipts and Disbursements for Year Ending September 30, 1888.*

## RECEIPTS.

Amount received from State Treasurer.....	\$1,401 04
“ County School Board.....	4,400 97
	5,802 01

## DISBURSEMENTS.

Paid for teachers' salaries.....	\$2,424 94
Incidental expenses.....	23 72
Rent .....	160 00
Fuel.....	145 39
Books and Stationery.....	24 76
Building and repairs.....	2,668 97
Furniture, etc.....	354 23
	\$5,802 01

WICOMICO COUNTY.

SUMMARY OF SCHOOL STATISTICS.

For School Year Ending June 30, 1888.

	1888.	1887.
Number of school-houses owned by the County, 68 ; rented 3, total.....	71	69
Number of rooms occupied when the attendance is largest.....	82	..
Number of male teachers—principals—(white, 27 ; colored, 11 ; total, 38).....	38	..
Number of female teachers—principals—(white, 29 ; colored, 3 ; total, 32).....	32	..
Number of male teachers—assistants—(white, 2 ; colored, 0 ; total, 2).....	2	..
Number of female teachers—assistants—(white, 8 ; colored, 2 ; total, 10).....	..	..
Total (white, 66 ; colored, 16 ; total, 82).....	82	80
Number of fenced lots.....	9	9
Number of schools having out-buildings.....	22	20
Number of schools having sufficient blackboards.....	all	..
Number of schools having good furniture.....	all	..
Number of terms schools were open, white, 3 ; colored 3.....	3	..
Number of different pupils for the year (white, 3,473 ; colored, 989 ; total, 4,462).....	4,462	..
Number of pupils in average attendance (white, 1684 ; colored, 420 ; total, 2,104).....	2,104	..
Pupils over 16 years of age (white, 163 ; colored, 55 ; total, 218).....	218	..
Number of official school visits paid by Examiner.....	81	..

NUMBER OF PUPILS.

	Fall Term.	Winter Term.	Sp'g Term.	Sum. Term.
On roll, white and colored... ..	3,364	4,162	3,627	.....
Average attendance.....	2,027	2,484	1,801	.....
			1888.	1887.
Number of pupils in 1st grade, December 1st.....			768	757
“ “ “ 2d “.....			503	488
“ “ “ 3d “.....			628	641
“ “ “ 4th “.....			626	629
“ “ “ 5th “.....			449	443
“ “ “ 6th “.....			315	294
“ “ “ above 6th “.....			72	88
Number of pupils in book-keeping, .. ; algebra, 39 ; philosophy, 23 ; drawing, 38 ; geometry, 10 ; physiology, 115 ; Latin, 35.				

SCHOOL-HOUSES BUILT OR ENLARGED DURING THE YEAR.

No. of school, 8 ; district, 3 ; frame ; cost, \$306.22 ; length, 26 ft. ; width, 22 ft. ; height, 11 ft. ; square feet of blackboard, 54 ; out-buildings, no ; fences, no ; cost of furniture included in the house. No. of school, 8 ; district, 4 ; frame ; cost, \$288.15 ; length, 26 ft. ; width, 22 ft. ; height, 11 ft. ; square feet of blackboard, 54 ; out-buildings, yes ; fences, no ; cost of furniture included in the house ; balance on High School building in Salisbury described in report for 1887, \$3,236.56 ; for material in house in course of construction at Sharptown, \$23.00.

## WICOMICO COUNTY—SCHOOL STATISTICS.

Attendance for the Year Ending June 30, 1888.

Number of school.	Election district.	NAME OF TEACHER.	Fall Term.		Winter Term.		Spring Term.		Summer Term.		Different pupils.
			On roll.	Average daily attendance.	On roll.	Average daily attendance.	On roll.	Average daily attendance.	On roll.	Average daily attendance.	
1	1	Annie T. Darby .....	54	33	60	33	43	16	.....	.....	60
2	1	Sam'l J. Bounds, prin.	99	60	113	74	101	57	.....	.....	109
		E. K. Wilson, asst. ....	.....	.....	.....	.....	.....	.....	.....	.....	.....
3	1	Alice Hitch .....	25	16	34	22	32	7	.....	.....	36
4	1	Wm. A. Riffin .....	53	22	40	16	32	11	.....	.....	61
5	1	Lillie B. Wilson .....	24	17	36	21	32	17	.....	.....	37
6	1	W. C. Phillips .....	36	19	41	22	36	16	.....	.....	50
7	2	May T. Turpin .....	38	26	53	33	46	25	.....	.....	55
2	2	Thos. A. Melson .....	21	13	24	15	20	9	.....	.....	25
3	2	Annie C. Pollitt .....	37	19	42	23	38	20	.....	.....	40
4	2	Esther M. Dashiell ..	41	28	37	29	41	26	.....	.....	42
5	2	Hettie W. Howard .....	21	14	38	24	41	16	.....	.....	44
6	2	Katie G. Venables .....	20	11	28	13	24	11	.....	.....	28
7	2	Annie Langsdale .....	18	12	27	15	25	11	.....	.....	27
1	3	Lillie Insley .....	36	22	44	23	42	27	.....	.....	50
2	3	Lulu Young .....	40	22	45	26	38	21	.....	.....	46
3	3	A. J. Dashiell .....	(*)	(*)	21	12	22	10	.....	.....	22
4	3	Carrie Farlow .....	42	28	47	32	43	24	.....	.....	47
5	3	Geo. N. Crosby .....	47	36	55	44	54	39	.....	.....	55
6	3	E. J. Robertson, prin.	114	75	120	77	96	49	.....	.....	125
		M. E. Dashiell, asst. ....	.....	.....	.....	.....	.....	.....	.....	.....	.....
7	3	Maud S. Crosby .....	30	17	25	18	24	14	.....	.....	35
8	3	John F. Phillips .....	34	27	39	30	34	24	.....	.....	39
1	4	Lillie B. Parker .....	43	24	74	41	57	24	.....	.....	74
2	4	Annie Layfield .....	42	27	57	38	52	25	.....	.....	57
3	4	Ida M. Layfield .....	55	26	72	45	66	21	.....	.....	75
4	4	Laura J. Adkins .....	43	19	62	38	43	16	.....	.....	66
5	4	S. R. Williams .....	20	10	47	25	39	13	.....	.....	48
6	4	A. J. Timmons, prin. .	103	71	119	91	107	57	.....	.....	121
		M. A. Davis, asst. ....	.....	.....	.....	.....	.....	.....	.....	.....	.....
7	4	Corington Campbell ..	28	10	37	20	33	11	.....	.....	42
8	4	A. C. Riley .....	55	37	69	40	69	33	.....	.....	72
9	4	Frank Farlow .....	25	15	41	27	36	15	.....	.....	42
10	4	S. J. Perdue .....	36	20	50	32	39	20	.....	.....	52
2	5	James B. Baker .....	40	24	46	32	41	24	.....	.....	48
3	5	Lee W. Warren .....	35	19	50	33	44	19	.....	.....	50
4	5	E. H. Hayman .....	39	21	48	30	33	12	.....	.....	56
5	5	Isaac S. Riley .....	48	24	72	38	56	20	.....	.....	76
1	6	S. A. Brohawn .....	45	26	48	35	38	18	.....	.....	51
2	6	Laura H. Hall .....	44	14	55	39	50	22	.....	.....	63
3	6	Arthur K. White .....	36	19	58	35	59	20	.....	.....	67
1	7	Levin B. Price .....	39	25	44	22	47	23	.....	.....	58
2	7	Josiah C. Kelly .....	20	10	23	12	21	8	.....	.....	30
3	7	Georgie Layfield .....	74	45	86	55	67	29	.....	.....	88
4	7	Minnie Morris .....	33	14	42	22	27	12	.....	.....	42

\* Not open.



WICOMICO COUNTY—SCHOOL STATISTICS.

Expenses for the Fiscal Year Ending September 30, 1888.

	Number of school. Election district.	Rent.	Fuel.	Repairs.	Other incidental ex- penses.	Furniture, black- boards, stoves.	Cost of books.	Teachers' salaries for the year.	Receipts from books.
1	1		\$6 75		\$0 94			\$283 20	
2	1		14 50	\$1 00	55			345 00	
3	1		8 75		1 60			225 00	
4	1		1 05		64			202 72	
5	1		11 50		45			181 17	
6	1		8 44		1 00			221 98	
7	1		10 25	3 53	1 50			225 00	
8	2		7 50		1 40	\$0 50		225 00	
3	2		11 85		1 50			215 13	
4	2		7 05		1 00	3 00		220 75	
5	2		7 50	3 55	3 35			225 00	
6	2		11 69		1 15			220 75	
7	2	\$24 00	7 45		1 15			200 16	
1	3		18 25		65			204 00	
2	3		12 13	15 00	3 43			219 36	
3	3				1 16	1 65		204 00	
4	3				57			147 89	
5	3		9 48		2 30	6 90		204 00	
6	3		13 50	30 25	2 77	1 39		225 00	
7	3		16 25		3 25			276 92	
8	3							204 00	
1	4		9 62	88	1 50			197 59	
2	4		13 45		52			204 00	
3	4		10 50	50	3 30			225 00	
4	4		14 06		25			225 00	
5	4		4 20	75	1 35			220 77	
6	4		13 00	10 10	2 00	89		204 00	
7	4		15 75	1 56	1 14			216 54	
8	4		21 55		3 83			275 00	
9	4							225 00	
1	5		9 75	50	55			204 00	
2	5		10 31	5 00	1 05	1 25		225 00	
3	5		10 50			20		225 00	
4	5		10 56	10 00	50			223 59	
5	5		3 60	19 75	95			225 00	
6	5		8 75	50	2 64			225 00	
7	5		10 08		80			223 59	
8	5		9 24		50	9 87		225 00	
9	5		10 00	50	2 51			223 59	
1	6		8 00	75	35			202 72	
2	6		8 85		85			220 76	
3	6		5 00		1 15			223 59	
4	6		5 72		1 60	65		220 77	
5	6		12 80	18 95	2 16			225 00	
6	6		6 00	10 93	14	7 70		204 00	

## WICOMICO COUNTY SCHOOL STATISTICS—Continued.

Attendance for the Year Ending June 30, 1888.

Number of school. Election district.	NAME OF TEACHER.	Fall Term.		Winter Term.		Spring Term.		Summer Term.		Different pupils.
		On roll.	Average daily attendance.	On roll.	Average daily attendance.	On roll.	Average daily attendance.	On roll.	Average daily attendance.	
5 7	M. J. Huffington .....	65	39	72	41	72	26	.....	.....	75
6 7	Lizzie Cooper .....	38	29	56	30	52	28	.....	.....	56
1 8	B. S. Morris .....	28	17	30	18	27	15	.....	.....	32
2 8	Lillie E. Goslie .....	30	15	44	20	31	11	.....	.....	45
3 8	Rosa Parker .....	32	17	35	14	30	10	.....	.....	39
4 8	Daisy M. Bell .....	43	26	49	32	43	25	.....	.....	51
5 8	Alice C. Downing .....	42	23	58	35	54	27	.....	.....	68
6 8	Rosa M. Collins .....	17	10	34	18	34	12	.....	.....	38
1 9	J. G. W. Perdue, prin.	86	55	93	52	85	35	.....	.....	108
..	Olivia Parsons, asst ..	.....	.....	.....	.....	.....	.....	.....	.....	.....
2 9	W. C. Mitchell .....	35	22	43	18	38	16	.....	.....	43
3 9	Alice M. Pollitt .....	52	27	59	30	50	20	.....	.....	60
4 9	Clarence Bennett .....	60	33	59	40	55	38	.....	.....	63
* ..	Thos. H. Williams .....	35	32	36	27	34	27	.....	.....	36
..	Nannie R. Fulton .....	56	42	57	42	53	40	.....	.....	65
..	Lottie I. Fish .....	42	35	50	35	45	30	.....	.....	50
..	Eliza E. Fish .....	57	40	65	47	60	37	.....	.....	65
..	Maggie A. Cooper .....	60	44	66	29	59	35	.....	.....	78
..	Jennie W. Waller .....	72	48	67	36	59	39	.....	.....	84
1 10	W. O. Bennett, prin..	91	69	99	71	92	62	.....	.....	106
..	E. J. McAllister, asst.	.....	.....	.....	.....	.....	.....	.....	.....	.....
		2674	1640	3241	1987	2861	1425	.....	.....	3473

\* High School,

WICOMICO COUNTY SCHOOL STATISTICS—Continued.

Expenses for the Fiscal Year Ending September 30, 1888.

Number of school. Election district.	Rent.	Fuel.	Repairs.	Other incidental ex- penses.	Furniture, black- boards, stoves.	Cost of books.	Teachers' salaries for the year.	Receipts from books.
57	7	\$7 50		\$1 02			\$216 54	
6	7	6 12	\$11 24		\$47 80		175 78	
1	8	8 00		35	25		222 18	
2	8	7 95					201 44	
3	8	8 12					225 00	
4	8	9 00			85		225 00	
5	8	8 37		3 92			223 59	
6	8	8 00		75			204 00	
1	9	20 60		4 04			222 88	
2	9			92	51		165 00	
3	9	16 50	9 15	2 26	2 70		225 00	
4	9	10 00	10 85	85			222 18	
*	9	11 50	1 57				222 18	
							750 00	
							345 00	
							222 88	
							222 88	
							225 00	
		170 14	18 28	103 24	9 44		220 77	
1	10						342 83	
		20 65		4 49			202 72	
		24 00	727 63	170 24	177 69	95 55	15,248 39	

\* High School.

## WICOMICO COUNTY—COLORED SCHOOL STATISTICS.

Attendance for the Year Ending June 30, 1888.

Number of school.	Election district.	NAME OF TEACHER.	Fall Term.		Winter Term.		Spring Term.		Summer Term.		Different pupils.
			On roll.	Average daily attendance.	On roll.	Average daily attendance.	On roll.	Average daily attendance.	On roll.	Average daily attendance.	
1	1	Edward L. Voorhees..	33	12	47	24	47	15	.....	.....	49
1	2	W. E. Hilton.....	58	36	85	48	86	35	.....	.....	86
1	3	F. L. Nelson.....	31	16	56	31	47	21	.....	.....	59
2	3	Phineas E. Gordy....	65	38	80	53	72	39	.....	.....	87
3	3	C. I. Wilson, prin....	88	47	102	53	79	54	.....	.....	128
..	..	M. E. Dashiell, asst...	.....	.....	.....	.....	.....	.....	.....	.....	.....
4	3	J. L. Johnson.....	41	19	59	32	47	21	.....	.....	65
1	4	Isaac M. Turner.....	42	25	60	28	47	18	.....	.....	66
1	5	S. G. Thomas, prin...	97	68	120	77	109	67	.....	.....	121
..	..	Willie A. Pinkell, asst	.....	.....	.....	.....	.....	.....	.....	.....	.....
1	7	Robert H. Gibson....	44	36	57	27	38	21	.....	.....	61
1	8	Martha Hesaglyn....	53	22	68	38	54	21	.....	.....	75
1	9	Fannie L. Johnson...	44	27	49	32	42	27	.....	.....	51
2	9	W. T. Robinson.....	38	13	57	20	30	12	.....	.....	65
3	9	Hannah A. Price.....	20	12	29	12	24	8	.....	.....	23
1	10	Wm. E. Adams.....	36	16	52	22	44	17	.....	.....	53
			690	387	921	497	766	376	.....	.....	989

WICOMICO COUNTY-COLORED SCHOOL STATISTICS.

Expenses for the Fiscal Year Ending September 30, 1888.

Number of school.	Election district.	Rent.	Fuel.	Repairs.	Other incidental expenses.	Furniture, blackboards, stoves.	Cost of books.	Teachers' salaries for the year.	Receipts from books.
1	1				\$0 91			\$128 15	
1	2		\$12 17		55			164 94	
1	3		9 00		20			127 51	
2	3		5 75	\$3 10	1 95	\$9 00		192 54	
3	3		21 00	2 75	2 38			210 00	
4	3		9 00		50			165 00	
1	4		7 35		80			195 00	
1	5	\$40 00	21 25	36 50	3 93			169 62	
1	7	10 00	6 00			6 30		225 00	
1	8		5 00	50	30			165 00	
1	9		15 75	3 50	1 80			160 28	
2	9		5 50		2 05			184 85	
3	9		9 10					193 77	
1	10		8 63					187 77	
		50 00	135 50	46 35	15 37	15 30		186 00	
								175 49	
								2,830 92	

WICOMICO COUNTY—*Statement of Receipts and Disbursements for Public School Purposes for the Year Ending September 30, 1888.*

RECEIPTS.

Balance on hand September 30, 1887.....	\$504 08
State school tax.....	8,264 67
State free school fund.....	1,610 27
State donations.....	1,200 00
Amount of levy, \$5,000.00; collected.....	4,912 86
Fines on liquor dealers.....	90 00
State appropriation to colored schools.....	2,601 52
Special levy to solve high school indebtedness, \$1,000.00; to build schoolhouses, \$1,000.00; total.....	2,000 00
Balance on special levy, 1887, to build schoolhouses.....	142 00
Oyster licenses, \$401.50; liquor licenses, \$926.25; total....	1,327 75
Balance on house and lot at Waltersville.....	21 60
From rent of house in Salisbury to John Patterson.....	7 00
Sale of old house at Sharptown, \$20.00; lot, \$28.50; total..	48 50
From payment on lot at Sharptown.....	8 50
From old house sold J. K. Gordy.....	10 00
Part payment on house sold Uriah Grovener at Sharptown	5 25
From Dr. L. D. Collier, balance on Academy lot.....	518 76
Lot at Parsonburg to L. P. Parsons.....	20 00
From notes discounted.....	1,900 00
	<hr/>
	\$25,192 76

DISBURSEMENTS.

Teachers' salaries.....	\$15,248 39
Fuel.....	727 63
Incidental expenses of schools.....	177 69
Rent.....	24 00
Books and stationery furnished indigent pupils.	48 02
Building school houses.....	3,853 93
Repairing school houses.....	170 24
Furniture, blackboards and stoves.....	95 55
Interest on note of \$1,000 held by Mrs. Margaret Parsons for lot in Salisbury.....	60 00
Salary of Secretary, Treasurer and Examiner... ..	750 00
Per diem of School Commissioners.....	212 05
Office expenses and account books.....	16 85
Printing and advertising.....	58 05
Paid to colored schools.....	3,093 44
W. E. Sheppard, note for building school, 1886... ..	97 48
Insurance on schoolhouse.....	54 50
Levin Malone for lot of ground.....	30 00
Discounts of levy and on notes in bank.....	90 05
District library.....	10 00
All other expenses.....	166 54
Balance cash on hand.....	208 35
	<hr/>
	\$25,192 76

WICOMICO COUNTY COLORED SCHOOLS—*Receipts and Disbursements for the Year Ending September 30, 1888.*

RECEIPTS.

Amount received from State Treasurer.....	\$2,601 52
Amount received from County School Board.....	90 42
Oyster licenses.....	401 50
	<hr/>
	\$3,093 44

DISBURSEMENTS.

Paid for teachers' salaries.....	\$2,830 92
Incidental expenses.....	15 37
Rent.....	50 00
Fuel.....	135 50
Furniture, black-boards and stoves.....	15 30
Repairs to school-houses.....	46 35
	<hr/>
	\$3,093 44

WORCESTER COUNTY.

SUMMARY OF SCHOOL STATISTICS.

For School Year Ending September 30, 1888.

	1888.	1887.
Number of school-houses.....	63	63
(Frame, 63; brick, 0; log, 0; stone, 0.)		
Number of male teachers—principals—(white, 15; colored, 11; total, 26).....	26	27
Number of female teachers—principals—(white, 37; colored, 6; total, 43).....	43	41
Number of male teachers—assistants—(white, 5; colored, 2; total, 7).....	7	7
Number of female teachers—assistants—(white, 17; colored, 0; total, 17).....	17	14
Total (white, 74; colored, 19; total, 93).....	93	89
Number of fenced lots.....	6	5
Number of schools having out-buildings.....	40	37
Number of schools having sufficient black-boards....	63	64
Number of schools having good furniture.....	55	64
Number of terms schools were open—white, 9 months; colored, 7½ months.....	4	4
Number of different pupils for the year (white, 3,034; colored, 1,009; total, 4,043).....	4,043	4,002
Number of pupils in average attendance (white, 1,382; colored, 477; total, 1,859).....	1,859	1,917
Number of pupils over 16 years of age (white, 154; colored, 96; total, 250).....	250	..

NUMBER OF PUPILS.

	Fall Term.	Winter T'm.	Sp'g Term.	Sum. Term.
On roll .....	2,050	3,862	3,296	1,554
Average attendance.....	1,947	2,421	1,703	884

	1888.	1887.
Number of pupils in 1st grade December 1st.....	891	863
“ 2d “ .....	468	462
“ 3d “ .....	470	500
“ 4th “ .....	468	477
“ 5th “ .....	349	378
“ 6th “ .....	267	238
“ above 6th “ .....	142	134

Number of pupils in book-keeping, 33; algebra, 137; philosophy, 72; drawing, 0; geometry, 87; physiology, 173; Latin, 82.

There have been no new school-houses built during the year, but much has been spent in building out-houses and fences, viz., \$412.39.

## WORCESTER COUNTY—SCHOOL STATISTICS.

Attendance for Year Ending June 30, 1888.

Number of school.	Election District.	NAME OF TEACHER.	Fall Term.		Winter Term.		Spring Term.		Summer Term.		Different pupils.
			On roll.	Average daily attendance.	On roll.	Average daily attendance.	On roll.	Average daily attendance.	On roll.	Average daily attendance.	
1	1	William S. Dix.....	22	16	21	17	20	12	19	9	22
2	1	H. J. Handy.....	44	37	42	31	37	27	31	18	44
2	1	Wm. B. Vane.....	66	55	29	22	20	20	50	26	55
2	1	M. A. Primrose.....	.....	.....	43	30	47	27	.....	.....	47
2	1	Fannie M. Handy....	33	28	35	23	31	23	26	17	35
2	1	Sallie F. Henderson..	35	30	41	29	38	21	27	17	41
2	1	Nannie E. Blades....	50	41	51	39	49	30	41	25	51
2	1	Rose Marshall.....	54	37	61	37	64	30	51	33	64
2	1	Mattie Mitchel.....	29	16	39	21	34	10	.....	.....	39
4	1	Mary H. Clayville....	38	23	53	31	45	20	21	12	53
5	1	Cecie Brittingham...	24	14	38	24	30	14	20	12	38
1	2	Emma Parsons.....	15	8	26	17	25	9	.....	.....	26
2	2	Wm. C. Bromley.....	25	18	35	21	33	16	27	11	35
2	2	Ruth Rounds.....	41	25	48	29	44	17	30	14	48
2	2	Mary Conner.....	31	19	34	24	35	19	32	16	35
4	2	Jas. Hesse Dilworth..	19	12	23	13	21	11	17	12	23
5	2	W. A. Eckels.....	29	26	28	24	27	23	24	20	29
5	2	John S. Hill.....	32	28	31	26	33	27	26	23	33
5	2	Annie V. Dymocke...	35	30	40	28	36	27	31	22	40
5	2	S. Virginia Hack.....	44	34	47	33	45	33	39	26	47
5	2	Ella M. Hack.....	51	33	24	15	25	15	19	11	51
5	2	Ella Purnell.....	.....	.....	29	16	33	24	31	18	33
1	3	Julia A. Mumford....	30	22	33	25	31	19	25	15	33
2	3	Annie C. West.....	33	18	38	24	38	18	26	10	38
3	3	Francis J. Cropper..	23	11	37	21	27	12	16	12	37
4	3	H. Annie Bratten....	23	10	36	20	32	10	19	9	36
5	3	Rydie McGregor.....	20	15	27	16	25	14	17	10	27
1	4	Eugene Mumford....	28	17	47	23	39	14	22	10	47
2	4	Lula Johnson.....	8	6	16	9	14	7	.....	.....	16
3	4	George T. Richardson	57	32	67	37	57	34	42	25	67
4	4	Estelle Holloway....	24	15	38	26	27	14	19	12	38
1	5	Anna B. Dale.....	31	21	59	43	52	31	25	16	59
2	5	J. Edward White.....	28	17	33	26	40	19	49	14	49
2	5	Jno. M. Ryon.....	52	34	70	42	51	25	.....	.....	70
3	5	George E. Scott.....	35	15	71	32	52	12	23	10	71
4	5	Angie J. Hudson....	33	11	62	22	46	11	30	8	62
5	5	Lillie Briddell.....	13	10	14	11	14	9	.....	.....	14
1	6	Melissa Parsons.....	20	11	33	21	28	11	.....	.....	33
2	6	Robert T. Davis.....	12	6	39	22	23	11	.....	.....	39
3	6	James C. Jones.....	22	9	24	14	22	10	13	7	24
4	6	Annie K. Bowen.....	23	13	32	17	27	12	.....	.....	32
5	6	Annie R. Moore.....	28	10	40	23	31	11	.....	.....	40
1	7	Cora V. Mariner....	27	16	35	22	28	13	14	8	35
2	7	Mamie Stevens.....	24	10	19	12	23	9	20	8	24
3	7	Mollie Stevens.....	24	10	40	15	20	5	.....	.....	40



WORCESTER COUNTY—SCHOOL STATISTICS.

Expenses for the Fiscal Year Ending September 30, 1888.

Number of school.	Election district.	Rent.	Fuel.	Repairs.	Other incidental expenses.	Furniture, blackboards, stoves.	Cost of books.	Teachers' salaries for the year.	Receipts from books.
1	1		\$6 00		\$3 12			\$252 00	
2	1		2 40		68 15			72 00	
2	1				1 50	2 25		406 62	
2	1							160 00	
2	1				30			288 00	
2	1				90			288 00	
2	1				90			288 00	
2	1				1 65			288 00	
3	1		9 63		1 25			180 00	
4	1		12 14		2 50			216 00	
5	1		9 00	1 25	74			216 00	
1	2		10 00					178 00	
2	2		18 12	4 23	1 00			252 00	
2	2				1 05			216 00	
3	2		12 50		2 44			216 00	
4	2		15 00					198 00	
5	2			13 63	78 77			720 00	
5	2				2 25			342 00	
5	2							288 00	
5	2							288 00	
5	2				20			288 00	
5	2				45			208 00	
1	3		6 00		50			252 00	
2	3		10 75		2 31			216 00	
3	3		8 76	1 43	3 74			206 16	
4	3		11 10		1 19	1 75		197 28	
5	3		13 15		7 57			216 00	
1	4		13 75		1 10			252 00	
2	4		9 69					152 00	
3	4		12 25	60	66			216 00	
4	4		8 43	1 00	1 68			216 00	
1	5		15 23	1 60	1 08			216 00	
2	5			10 53	15 68			349 63	
2	5							180 00	
3	5		12 50					252 00	
4	5		13 00	8 11	56	1 90		214 75	
5	5		11 30	2 21	40			178 00	
1	6		18 12	2 70	2 52			180 00	
2	6		8 50					174 00	
3	6		5 00	1 50	3 66			228 85	
4	6		13 00		1 10			210 00	
5	6		10 00	1 00	3 71			180 00	
1	7		10 62	25	50			214 00	
2	7		10 61		30			250 00	
3	7		10 88	2 75	30			170 00	

## WORCESTER COUNTY SCHOOL STATISTICS—Continued.

Attendance for the Year Ending June 30, 1888.

Number of school.	Election district.	NAME OF TEACHER.	Fall Term.		Winter Term.		Spring Term.		Summer Term.		Different pupils.
			On roll.	Average daily attendance.	On roll.	Average daily attendance.	On roll.	Average daily attendance.	On roll.	Average daily attendance.	
4	7	Rosa L. Beachboard..	42	24	51	32	37	26	27	14	51
5	7	Zenie E. Bounds.....	16	8	32	18	36	10	.....	.....	36
6	7	M. E. Moore.....	10	8	13	9	.....	.....	.....	.....	13
7	7	Mamie Hayman.....	21	14	23	16	25	11	.....	.....	25
8	7	Roberta Gordy.....	16	10	26	13	22	9	.....	.....	26
9	7	Eva P. Pennewell....	27	14	38	21	37	15	.....	.....	38
1	8	Carrie E. Cranmer....	35	18	58	33	45	16	23	9	58
2	8	Eben Hearn.....	37	28	40	28	33	19	24	13	40
2	8	Wm. A. Taylor, ass't.	35	21	34	24	29	15	27	14	35
2	8	Mary G Jones, " . . .	34	25	33	26	29	19	26	15	34
2	8	Selena Pruitt, " . . .	60	37	67	41	66	29	35	19	67
3	8	Mamie A. Scott.....	47	29	52	34	42	17	24	12	52
4	8	Chas. S. Richardson..	26	14	24	17	23	14	18	8	26
4	8	Millie Townsend, ass't	28	21	29	19	36	21	27	17	36
4	8	Maud DeWaal " . . .	53	37	57	40	58	34	47	27	58
5	8	Sue Taylor . . . . .	26	14	41	27	27	11	14	9	41
6	8	Sadie Cottman . . . . .	17	10	23	15	20	10	14	9	23
1	9	Calvin B. Taylor.....	21	19	21	18	20	17	19	17	21
1	9	Lee Carey.....	26	21	25	21	35	24	23	18	35
1	9	Lizzie Whaley.....	34	29	36	30	42	32	33	24	42
1	9	Daisey R. Wise.....	47	40	49	40	45	26	40	31	49
1	9	S. Kate Bowen.....	62	44	46	31	50	30	43	26	62
1	9	Fannie Massey.....	.....	.....	18	11	6	3	10	9	18
2	9	Sallie Dickerson.....	42	24	54	34	43	19	23	14	54
3	9	James A. Rock.....	39	16	65	33	60	18	32	10	65
4	9	Louisa Purnell . . . . .	41	22	51	32	47	19	26	12	51
5	9	Annie B. Massey.....	58	44	71	48	58	35	35	20	71
6	9	Mamie Hopkins . . . . .	25	12	45	23	41	13	17	9	45
7	9	Nettie B. Carey . . . . .	26	16	42	26	36	18	25	12	42
			1286	1488	2892	1837	2567	1316	1554	884	3034

WORCESTER COUNTY SCHOOL STATISTICS—Continued.

Expenses for the Fiscal Year Ending September 30, 1888.

Number of school.	Election district.	Rent.	Fuel.	Repairs.	Other incidental expenses.	Furniture, blackboards, stoves.	Cost of books.	Teachers' salaries for the year.	Receipts from books.
4	7	.....	\$12 50	\$0 75	\$0 50	.....	.....	\$216 00	.....
5	7	.....	12 50	.....	1 72	.....	.....	178 00	.....
6	7	.....	7 25	1 25	1 85	.....	.....	116 00	.....
7	7	.....	8 00	8 50	65	.....	.....	180 00	.....
8	7	.....	6 75	1 50	1 00	.....	.....	180 00	.....
9	7	.....	7 00	.....	37	.....	.....	180 00	.....
1	8	.....	18 75	.....	63	.....	.....	216 00	.....
2	8	.....	85	3 34	36 10	\$6 85	.....	540 00	.....
2	8	.....	.....	.....	.....	.....	.....	252 00	.....
2	8	.....	.....	.....	.....	.....	.....	252 00	.....
2	8	.....	.....	.....	.....	.....	.....	216 00	.....
3	8	.....	7 42	.....	.....	.....	.....	226 00	.....
4	8	.....	.....	1 00	18 09	.....	.....	316 12	.....
4	8	.....	.....	.....	.....	.....	.....	216 00	.....
4	8	.....	.....	.....	.....	.....	.....	216 00	.....
5	8	.....	16 77	1 88	1 35	.....	.....	189 75	.....
6	8	.....	9 05	.....	1 77	.....	.....	214 00	.....
1	9	.....	8 00	.....	70 32	.....	.....	720 00	.....
1	9	.....	.....	.....	8 60	.....	.....	340 02	.....
1	9	.....	.....	.....	5 29	.....	.....	288 00	.....
1	9	.....	.....	.....	2 35	.....	.....	288 00	.....
1	9	.....	.....	.....	4 31	.....	.....	388 00	.....
1	9	.....	.....	.....	.....	.....	.....	198 35	.....
2	9	.....	11 38	3 02	33	.....	.....	252 00	.....
3	9	.....	9 75	2 29	.....	.....	.....	261 50	.....
4	9	.....	1 20	5 01	1 14	1 90	.....	254 50	.....
5	9	.....	2 00	10 01	15 01	.....	.....	388 00	.....
6	9	.....	13 75	1 25	80	.....	.....	214 00	.....
7	9	.....	8 62	.....	2 18	.....	.....	252 00	.....
.....	.....	.....	488 97	92 59	390 09	14 65	.....	19,065 53	.....

## WORCESTER COUNTY—COLORED SCHOOL STATISTICS.

Attendance for the Year Ending June 30, 1888.

Number of school.	Election district.	NAME OF TEACHER.	Fall Term.		Winter Term.		Spring Term.		Summer Term.		Different pupils.
			On roll.	Average daily attendance.	On roll.	Average daily attendance.	On roll.	Average daily attendance.	On roll.	Average daily attendance.	
1	1	David W. Ogden.....	53	46	31	21	61	46	.....	.....	61
1	1	Robert J. Gillett.....	60	50	62	40	30	18	.....	.....	62
1	1	Beulah Henry.....	34	31	34	23	.....	.....	.....	.....	34
2	1	S. E. Jones.....	43	29	57	36	52	35	.....	.....	57
3	1	Edward H. Coleman .	45	26	63	47	.....	.....	.....	.....	63
1	2	Wm. Young.....	53	39	48	37	42	33	.....	.....	53
1	2	John H. Bailey.....	49	36	51	36	45	30	.....	.....	51
2	2	Mary J. Dames.....	58	11	56	20	48	12	.....	.....	58
3	2	Emma Bailey.....	33	13	47	27	39	21	.....	.....	47
1	3	Thos. W. Cooper.....	41	18	66	40	62	30	.....	.....	66
2	3	Elisha S. Briddell . .	59	43	72	51	72	54	.....	.....	72
3	3	Wm. P. Henry . . . . .	15	8	40	22	37	10	.....	.....	40
4	3	Henry A. Bean.....	35	16	50	26	40	14	.....	.....	50
1	4	Emma J. Purnell.....	28	7	43	15	28	10	.....	.....	43
1	6	Fan'ie M. Worthington	25	15	56	35	27	15	.....	.....	56
1	7	Mary C. Harmon.....	27	12	39	20	34	12	.....	.....	39
1	8	Jeremiah B. Witten..	57	38	72	44	56	30	.....	.....	72
1	9	John H. Spence.....	26	11	62	35	56	17	.....	.....	62
3	9	Jerome Bacon.....	23	10	21	9	.....	.....	.....	.....	23
			764	459	970	584	729	387	.....	.....	1009

WORCESTER COUNTY—COLORED SCHOOL STATISTICS.

Expenses for the Fiscal Year Ending September 30, 1888.

Number of School.	Election district.	Rent.	Fuel.	Repairs.	Other incidental expenses.	Furniture, blackboards, stoves.	Cost of books.	Teachers' salaries for the year.	Receipts from books.
1	1	.....	\$1 50	.....	\$5 12	\$1 80	.....	\$192 50	.....
1	1	.....	.....	.....	5 34	.....	.....	180 00	.....
1	1	.....	.....	.....	.....	.....	.....	111 60	.....
2	1	.....	8 76	.....	3 55	.....	.....	180 00	.....
3	1	.....	6 25	.....	15	.....	.....	120 00	.....
1	2	.....	.....	.....	2 43	.....	.....	210 00	.....
1	2	.....	.....	.....	.....	.....	.....	180 00	.....
2	2	.....	13 40	.....	.....	.....	.....	180 00	.....
3	2	.....	11 00	.....	55	.....	.....	178 85	.....
1	3	.....	11 87	\$2 05	40	.....	.....	210 00	.....
2	3	.....	14 26	.....	2 72	.....	.....	180 00	.....
2	3	.....	11 00	.....	1 48	.....	.....	205 22	.....
4	3	.....	5 50	.....	1 61	.....	.....	163 95	.....
1	4	.....	7 00	1 50	5 16	.....	.....	176 00	.....
1	6	.....	6 00	1 80	1 58	.....	.....	180 00	.....
1	7	.....	11 05	.....	.....	.....	.....	180 00	.....
1	8	.....	1 25	5 43	1 18	.....	.....	210 00	.....
1	9	.....	13 75	4 25	20	.....	.....	178 75	.....
3	9	.....	5 50	75	70	.....	.....	118 75	.....
.....		.....	128 09	15 78	32 17	1 80	.....	3,335 62	.....

WORCESTER COUNTY—*Statement of Receipts and Disbursements for Public School Purposes for the Year Ending September 30, 1888.*

RECEIPTS.

Balance on hand, September 30, 1887 .....	\$847 56
State school tax.....	9,094 76
State free school fund.....	1,543 83
State donations.....	1,200 00
County school tax— . . cents on the \$100.....	5,765 47
Interest on investments.....	1,685 64
Fines and forfeitures.....	50 00
State appropriation to colored schools.....	3,568 52
Liquor licenses.....	1,765 45
Tuition for non-resident pupils .....	158 04
Sale of old school-houses and timber.....	447 05
Principal of Free-School Fund collected for building purposes.....	1,000 00
	<hr/>
	27,126 32

DISBURSEMENTS.

Teachers' salaries.....	\$19,065 53
Fuel:	
Paid by teachers.....	\$488 97
" School Board.....	675 86
	<hr/>
	1,164 83
Incidental expenses of schools:	
Paid by teachers.....	\$390 09
" School Board .....	57 20
	<hr/>
	447 29
Building school-houses.....	412 37
Repairing school-houses :	
Paid by teachers .....	\$92 59
" School Board.....	156 14
	<hr/>
	248 73
Furniture, black-boards and stoves:	
Paid by teachers .....	\$14 65
" School Board.....	152 75
	<hr/>
	167 40
Interest.....	95 34
Salary of Secretary, Treasurer and Examiner..	900 00
Per diem of School Commissioners.....	246 00
Office expenses and account books.....	43 35
Printing and advertising.....	18 50
Paid to colored schools.....	3,644 61
Counsel to School Board.....	100 00
Insurance .....	57 80
Miscellaneous orders.....	195 58
Balance cash on hand.....	318 99
	<hr/>
	27,126 32

WORCESTER COUNTY COLORED SCHOOLS—*Receipts and Disbursements for the Year Ending September 30, 1888.*

RECEIPTS.

Unexpended balance of previous appropriation.....	\$519 58
Amount received from State Treasurer.....	3,568 52
	4,088 10

DISBURSEMENTS.

Paid for teachers' salaries.....	\$3,335 62
Incidental expenses.....	49 75
Fuel:	
Paid by teachers and allowed in reports.....	\$128 09
Paid by School Board direct.....	63 30
	191 39
Other purposes.....	34 85
Tuition for Worcester County pupils attending Somerset schools.....	33 00
Balance cash on hand.....	443 49
	\$4,088 10





---

---

APPENDIX.

---

---



EXTRACTS FROM THE BY-LAWS  
—OF THE—  
**STATE BOARD OF EDUCATION.**

---

The following classification and schedule of studies shall be observed in all Primary Schools and in those classes of graded and High Schools to which they are applicable :

**FIRST GRADE.**

1. Reading and spelling from Chart or Blackboard ; reading and spelling Primer, or First Reader. 2. Writing capitals and small letters from copies on blackboard. 3. Counting objects. 4. Writing figures as far as 100. 5. Adding, subtracting, multiplying and dividing by 2, 3, 4, orally, and by written work. 6. *Drawing*. 7. *Object lessons*. 8. *Singing*.

**SECOND.**

1. Reading and spelling to the end of Second Reader. 2. Writing words and sentences from blackboard and from Second Reader. 3. Writing and reading figures as far as 1,000. Adding, subtracting, multiplying and dividing by 5, 6, 7, 8, 9. 5. *Drawing*. 6. *Object lessons*. 7. *Singing*.


**THIRD.**

1. Reading and spelling to the end of Third Reader. 2. Copying on slates the lessons of the Reader. 3. Spelling, one-half of Primary Spelling-Book. 4. Writing and reading figures as far as millions. 5. Addition, subtraction, multiplication and long and short division. 6. Writing in Copy-Book, Nos. 1 and 2. 7. Language lessons begun. 8. Oral lessons in Geography, including the Maps of Maryland and the United States. 9. *Drawing*. 10. *Object lessons*. 11. *Singing*.

**FOURTH.**

1. Reading and spelling to the end of Fourth Reader. 2. Primary Spelling-Book completed. 3. Copying of lessons in Fourth Reader ; Reading from slates the lessons copied. 4. Elementary Arithmetic, through Fractions. 5. Writing—Copy-book Nos. 3 and 4. 6. Primary Geography—Oral lessons and Map Drawing. 7. Language lessons continued. 8. *Drawing*. 9. *Object lessons*. 10. *Singing*.

---

 Subjects in *italics* are recommended, but are not obligatory.

## FIFTH.

1. Reading and spelling, one-half the Fifth Reader. 2. Writing lessons in Fifth Reader from Dictation. 3. Spelling—Advanced Spelling-Book—one-half. 4. Elementary Arithmetic completed. 5. Writing—Copy-Book No. 5. 6. Language lessons continued, with Composition. 7. Grammar—Oral lessons—Parsing and Analysis of easy sentences. 8. Geography—Intermediate Geography. 9. Elementary Physiology. 10. *Drawing*. 11. *Singing*. 12. *Needle-work* and *Domestic Economy* (for girls). 13. *Elements of Agriculture*, when ordered.

## SIXTH.

1. Reading and spelling to end of Fifth Reader, alternate with History of the United States. 2. Spelling—Advanced Spelling-Book completed. 3. Practical Arithmetic completed. 4. Writing—Copy-Book No. 6. 5. Grammar—Elementary Grammar completed. 6. Geography completed. 7. Lessons in Composition. 8. Physiology completed. 9. *Drawing*. 10. *Singing*. 11. *Needle-work* and *Domestic Economy* (for girls). 12. *Elements of Agriculture*.

## TIME TABLE.

Each grade may have four daily recitations as follows :

1st,	one lesson of 15 minutes and 3 of 10 minutes each—	45 minutes.
2d,	“ “ “ “ “ “	—45 minutes.
3d,	“ “ “ “ “ “	—45 minutes.
4th,	two lessons of 15 minutes each and 2 of 10 “	—50 minutes.
5th,	“ “ “ “ “ “	—50 minutes.
6th,	one lesson of 20 minutes and 3 of 15 minutes each—	65 minutes.

The available portion of the remaining hour, and the time that may be gained by the absence of all pupils in any grade, may be spent in general exercises, or in studies above the sixth grade, when there are pupils sufficiently advanced.

## HIGH SCHOOLS.

8. The High School course shall begin with the completion of the sixth grade, and may include all the studies required for admission into the Freshman class at college.


9. No school shall be classed as a High School unless it contains at least two grades higher than the Sixth.

10. The following schedule of studies is recommended for adoption in High Schools and the higher classes of graded schools.

## SEVENTH.

1. Arithmetic reviewed. 2. Algebra (Wentworth's or Robinson's) through Equations of the First Degree. 3. Geometry (two books of Wentworth or an equivalent)—Geometrical Drawing. 4. Physical Geography. 5. English Grammar—Morris' "Elementary Lessons"—Parsing and Analysis of "Paradise Lost," Book I. 6. Practical

---

 Subjects in *italics* are recommended, but are not obligatory.

exercises in composition. 7. English History—Green's "Short History." 8. Latin Grammar and Reader. 9. Book-keeping. 10. Physiology—(Martin's Human Body.)

EIGHTH.

1. Algebra through Equations of the Second Degree, and Progressions. 2. Geometry, Plane and Solid, completed. 3. Natural Philosophy. 4. Rhetoric. 5. Modern History. 6. Latin—Cæsar "De Bello Gallico," three books. 7. Physiology completed.

NINTH.

1. Plane Trigonometry and surveying. 2. Chemistry. 3. Botany. 4. Ancient History. 5. English Literature (Shaw's). 6. English Language (Lounsbury). 7. Elocution. 8. Latin—Vergil's *Æneid*—four books; Sallust—"The Conspiracy of Catiline."



# BOARD OF COURTY SCHOOL COMMISSIOERS.

M A Y, 1 8 8 9 .

## ALLEGANY COUNTY.

Thos. G. McCulloh, *President* ..... Frostburg.  
Robert Shriver.....Cumberland.  
Will. H. Shepherd.....Cumberland.  
H. G. Weimer, *Secretary*.....Cumberland.

## ANNE ARUNDEL COUNTY.

Dr. Richard C. Green, *President*.....Annapolis.  
J. E. Williams, Sr.....Armiger's.  
Geo. T. Warfield.....Jessup's.  
John C. Bannon, *Secretary* .....Annapolis.

## BALTIMORE COUNTY.

Samuel M. Rankin, *President*.....Annapolis.  
O. R. Benson.....Glenn Building, Baltimore City.  
C. J. R. Thorp.....No. 11 W. Fayette St., Baltimore City.  
Jno. P. Clark.....Calvert and Lexington Sts., Baltimore City.  
Rev. Jacob Shamberger.....Shamburgh.  
Chas. B. Rogers, *Secretary*.....Towson.

## CALVERT COUNTY.

B. D. Bond, *President* .....Port Republic.  
D. Monett.....Prince Frederick.  
Dr. J. F. Ireland.....Chaneyville.  
Benson B. D. Bond, *Secretary*.....Prince Frederick.

## CAROLINE COUNTY.

Dr. Enoch George, *President*.....Denton.  
Dr. Alex. Hardeastle.. ....Goldsboro'.  
Henry P. Chambers.....Federalburg.  
M. B. Stephens, *Secretary*.....Denton.

## CARROLL COUNTY.

E. O. Grimes, *President*.....Westminster.  
L. P. Slingluff.....New Windsor.  
Francis Warner.....Lineboro'.  
David Prugh.....Freedom.  
Dr. Wm. Reindollar.....Taneytown.  
Jas. A. Diffenbaugh, *Secretary*.....Westminster.

## CECIL COUNTY.

F. S. Everist, <i>President</i> .....	Port Deposit.
George Biddle.....	Cecilton.
J. A. Kirk.....	Rising Sun.
Rev. Jno. Squier, <i>Secretary</i> .....	Port Deposit.

## CHARLES COUNTY.

P. A. Sasser, <i>President</i> .....	Waldorf.
Dr. A. D. Cobey.....	Port Tobacco.
Dr. L. C. Carrico.....	Hughesville.
F. J. Maddox, <i>Secretary</i> .....	Tompkinsville.

## DORCHESTER COUNTY.

Levi D. Travers, <i>President</i> .....	Taylor's Island.
Edwin Dashiell, Sr.....	Cambridge.
Dr. R. J. Price.....	Vienna.
W. M. Mace.....	Church Creek.
J. N. Wright.....	Oak Grove, Sussex Co., Del.
Dr. J. L. Bryan, <i>Secretary</i> .....	Cambridge.

## FREDERICK COUNTY.

Samuel Dutrow, <i>President</i> .....	Frederick City.
D. D. Thomas.....	Licksville.
H. L. Routzahn.....	Middletown.
Jas. W. Condon.....	Woodville.
E. R. Zimmerman.....	Emmitsburg.
Glenn H. Worthington, <i>Secretary</i> .....	Frederick City.

## GARRETT COUNTY.

W. D. Hoye, <i>President</i> .....	Deer Park.
G. W. Merrill.....	Oakland.
S. H. Ryland.....	Addison, Somerset Co., Pa.
Wm. Hinebaugh, <i>Secretary</i> .....	Oakland.

## HARFORD COUNTY.

John G. Rouse.....	Belair.
W. H. H. Whiteford.....	Darlington.
John D. Worthington, <i>Secretary</i> .....	Belair.

## HOWARD COUNTY.

W. Mackintosh, <i>President</i> .....	Elkridge.
N. Soper Childs.....	Highland.
M. A. Brian.....	Cooksville.
J. T. Thompson, <i>Secretary</i> .....	Ellicott City.



## KENT COUNTY.

Richard W. Jones, <i>President</i> .....	Rock Hall.
C. J. Scott .....	Galena.
Jas. S. Harris .....	Still Pond.
Eben F. Perkins, <i>Secretary</i> .....	Chestertown.

## MONTGOMERY COUNTY.

J. N. Gassaway, <i>President</i> .....	Germantown.
Thos. I. Holland.....	Brookville.
Wm. E. Mannakee.....	Burnt Mills.
Jno. J. Higgins, <i>Secretary</i> .....	Rockville.

## PRINCE GEORGE COUNTY.

Dr. W. W. Duvall, <i>President</i> .....	Bowie.
Dr. Wm. Warren.....	Nottingham.
I. S. Wilson.....	Upper Marlboro'.
T. S. Stone, <i>Secretary</i> .....	Aquasco.

## QUEEN ANNE COUNTY.

Dr. J. A. Holton, <i>President</i> .....	Centreville.
Dr. Wm. Denny.....	Kent Island.
Dr. A. E. Sudler .....	Sudlersville.
L. L. Beatty, <i>Secretary</i> .....	Centreville.

## ST. MARY COUNTY.

Dr. Z. R. Morgan, <i>President</i> .....	Mechanicsville.
Lewis H. Leigh.....	Blakistone.
Randolph Jones.....	St. Inigoes.
F. N. Holmes, <i>Secretary</i> .....	Leonardtwn.

## SOMERSET COUNTY.

B. T. J. B. Jones, <i>President</i> .....	Chance.
R. H. Jones .....	Fairmount.
G. T. Atkinson.....	Crisfield.
W. H. Dashiell, <i>Secretary</i> .....	Princess Anne.

## TALBOT COUNTY.

H. P. Hopkins, <i>President</i> .....	Matthews.
Dr. E. M. Hardecastle.....	Trappe.
Dr. Jas. Seth.....	McDanielstown.
Alex. Chaplain, <i>Secretary</i> .....	Easton.

236 *Annual Report of the State Board of Education.*

WASHINGTON COUNTY.

Geo. W. Smith, Jr., <i>President</i> .....	Hagerstown.
J. H. Beachley .....	Hagerstown.
Robert Bridges .....	Hancock.
S. M. Reitzell .....	Clearspring.
Samuel Strite .....	Leitersburg.
P. A. Witmer, <i>Secretary</i> .....	Hagerstown.

WICOMICO COUNTY.

Jas. Cannon, <i>President</i> .....	Salisbury.
W. L. Laws .....	Wango.
W. T. Darby .....	Riverton.
Thos. Perry, <i>Secretary</i> .....	Salisbury.


WORCESTER COUNTY.

Rev. Wm. Dale, <i>President</i> .....	Pocomoke City.
J. H. Sturgis .....	Snow Hill.
D. C. Hudson .....	Berlin.
C. J. Purnell, <i>Secretary</i> .....	Snow Hill.









DO NOT CIRCULATE

