

THE UNIVERSITY  
OF ILLINOIS

LIBRARY

637.05

IL


1935-38












Digitized by the Internet Archive  
in 2011 with funding from  
University of Illinois Urbana-Champaign


BROOD COWS IN HERD IMPROVEMENT WORK

THE LIBRARY OF THE  
SEP 13 1939  
UNIVERSITY OF ILLINOIS



MERITORIOUS  
PROVED SIRE

The dairy calf receives its inheritance from both the sire and the dam. Therefore the sire and dam may be considered of equal importance in determining its characteristics.



GOOD  
BROOD COW

Two things determine the value of any cow in the herd. One of these, her value as an efficient producer, may be measured with Dairy Herd Improvement Association records; the other, her value as a brood cow—which, in the last analysis,

ably is the most important—can be measured only thru her progeny.

Many Dairy Herd Improvement Association members have cows in their herds that are acceptable type and that have proven their ability to produce efficiently. With the of developing a better herd these men are mating the high producing cows with carefully selected sires. The transmitting ability of these cows and the sire will determine the characteristics of the future herd. Unfortunately not all good type and producing cows transmit these characteristics to their offspring.

There are many great producing and transmitting cows in the herds of Illinois Dairy Herd Improvement Association members—cows that are of good type and have proven several consecutive acceptable Dairy Herd Improvement Association records their ability to produce and thru the type and production records of their daughters their ability to transmit.

These proven transmitting cows mated to meritorious proven sires should produce outstanding females for herd replacements. Bulls with this type of parentage should increase the production of the following generation in most herds. They are the type of bulls being used by the cooperators in the Illinois Dairy Cattle Breeding Project and are in demand.

A plan that calls for the location of the good brood cows in the herds of Illinois Dairy Herd Improvement Association members is under way. Information on all cows on which lactation records are available, that have two or more daughters with lactation records, will be secured and recorded. Your tester has a supply of the forms used for reporting such records and he should get the information from your herd in the near future. It is to the interest of every Dairy Herd Improvement Association member to have this information, for it will be very helpful in locating the good transmitting cows and establishing facts needed in a breeding program. The mating of a good brood cow to a meritorious proven sire should produce the best herd bulls. Your tester will appreciate any assistance that you can give him in securing the data for his reports.



Lake #1	R. B. Howard	24	419	795	30.5	8.8
Champaign-Ford	Angus Taylor	25	268	659	29.8	7.8
Moultrie	P. J. Smith	19	282	661	29.2	14.5
DeWitt-Macon	Ludie Knisley	11	164	595	29.2	11.0
Ogle	Oren Pomeroy, Jr.	16	337	800	28.9	13.4
Menard-Mason-Logan	Dana Boyd	10	93	622	28.3	9.7
McLean #1	Raymond Dauwalder	9	231	484	27.9	14.7
Kane #3	Clarence Hellie	15	565	769	27.3	15.0
Vermilion-Edgar-Clark	Leonard McCoy	9	161	598	27.2	20.5
McHenry #2	James H. Cox	18	486	766	27.0	12.1
Bureau-Stark	Dana Boyd	14	210	691	27.0	13.8
Stephenson #1	Geo. S. Andersen	25	471	783	26.9	20.0
DeKalb	Clarence Wales	22	427	719	26.7	12.6
Douglas	John Mitchell	15	195	531	26.7	15.4
Tazewell #2	James C. Hoyt	24	360	594	26.4	14.2
Lee #2	Joe Miles	17	320	705	26.1	12.8
Carroll	Wallace Williams	8	137	723	25.9	12.4
LaSalle-Marshall-Putnam	Alvin Misselt	25	364	595	25.9	14.6
Livingston	Dean K. Finch	23	272	600	25.8	18.8
Coles	Marvin Fairchild	22	283	527	25.8	11.3
Kankakee	Terrill Stinson	22	369	693	25.7	14.9
Illinois State	Raymond Buker	15	883	761	25.4	17.0
McHenry #1	Eldred Johnson	17	509	675	25.4	13.4
Henry-Rock Island	K. E. Gustafson	20	289	621	25.4	14.9
St. Clair-Monroe-Randolph	Franz Schultze	18	311	508	25.4	13.4
Kane #2	Geo. H. Anderson	28	897	690	25.3	14.4
State Average		1060	20145	646	25.2	14.6
McHenry #3	Lloyd Fritsch	22	599	695	25.1	11.4
Wabash Valley	Merritt D. Semple	16	186	557	25.1	18.3
Cook	Gerrit Laseur	16	417	668	24.9	12.9
Kendall	Wm. B. Gardner	16	236	575	24.8	19.5
Winnebago #2	Paul Cavello	26	418	626	24.7	13.9
Knox	Carl Boehle	20	391	540	24.7	13.8
Lake #2	K. A. Hoffman	17	489	661	24.6	17.0
Jersey-Greene-Morgan	Oren Nash	24	434	565	24.4	10.4
Tazewell #1	Elbert Anderson	11	340	593	24.3	20.0
Woodford	Paul Church	13	185	554	24.3	16.8
Boone #1	John H. Timm	16	356	658	24.1	14.3
Whiteside	Oden E. Brown	25	448	612	24.1	14.5
Will	W. H. Baldridge, Jr.	19	574	638	23.9	14.8
DuPage #2	E. W. Rupel	17	370	624	23.8	14.3
Macoupin-Madison	H. E. Taube	17	334	651	23.6	10.2
Boone #2	Carl L. Wilson	21	433	626	23.3	15.2
Christian	W. D. Householder	26	439	507	23.3	15.0
Lee-Bureau	Eugene Johnson	22	259	521	23.2	15.4
Brown-Schuyler-Adams	James E. Hadden	24	409	503	23.2	16.1
Stephenson #2	Harry Sartorius	25	423	623	23.0	17.7
DuPage #1	Chris Weigele	18	323	617	22.9	10.5
Montgomery-Macoupin	John Chausse	10	113	541	22.2	21.2
Iroquois	Leonard McCoy	11	212	558	22.1	24.1
Madison	John Chausse	13	183	600	21.7	11.5
JoDaviess	Delmar E. Masters	25	424	569	20.8	18.9
Hancock-Henderson	C. A. Rittmeyer	21	306	450	20.7	18.0
Boone #3	Chester L. Watts	25	483	583	19.8	15.5
Effingham	Chas. Masching	25	338	541	18.9	18.9





## Highest Producing Herd in Each Association


Association	Owner	No. cows	No. milk-ings daily	Breed	Milk	Fat
Lee #1	H. D. Ditsch & Son	6	2	P B H	1,393	51.4
Kane #2	A. E. Howard	24	2	"	1,276	50.1
Menard-Mason-Logan	Vernie Ethell	5	2	G G	886	49.5
Winnebago #2	H. O. Hinkley	9	2	PB & GG	935	48.8
Woodford	Geo. Storey	8	2	G G	885	47.6
Lake #1	Wray Brothers	10	2	P B H	1,351	47.3
Macoupin-Madison	Pocklington Bros.	16	3	PB & GH	1,364	47.0
Ogle	Forrest Gillespie	12	2	P B H	1,249	46.3
DeKalb	Fred Middleton & Son	12	2	PB & GH	1,162	45.7
Boone #2	Fred J. Miller	16	2	P B H	1,244	45.2
Kendall	Wheeler Brothers	13	2	G H	1,196	44.8
Winnebago #3	L. A. Larson & Sons	23	2	PB & GH	1,364	44.6
Cook	Palanois Farm #2	17	3	P B H	1,236	44.6
Douglas	John Coslet	10	2-3	G G	891	44.0
Tazewell #2	Fred Swartzendruber	15	2	G J	802	44.0
Livingston	Frank Saville	8	2	PB & GG	595	43.6
Henry-Rock Island	Samuel H. Love	12	2	G H	1,235	43.3
Champaign-Ford	Walter Fisher	10	2	"	1,115	43.3
DeWitt-Macon	Frank Mills & Son	5	2	PB & GJ	826	43.0
McLean #2	Harold Birckelbaw	8	2	GG & J	745	42.9
Jersey-Greene-Morgan	Ellis Walkington	11	2	P B J	749	41.9
Kane #3	Mooseheart Farm	50	2-3	P B H	1,208	41.4
Bureau-Stark	James A. Ames	13	2	Mixed	833	41.3
Christian	Earl Younker	10	2	G G	778	41.3
Whiteside	Geo. Mohrman	7	2	PB & GH	1,226	41.1
Stephenson #1	Lewis Mustert	8	2	"	1,239	40.8
Moultrie	L. D. Seass	18	2	PB & GJ	733	40.0
Lee #2	Kieth Swarts	11	2	GH & J	1,049	39.6
McHenry #1	W. H. Gardner	24	2	P B H	1,151	39.1
Tazewell #1	Robert Owen	31	2	PB & GG	745	38.9
St. Clair-Monroe-Randolph	L. B. Eidman & Son	6	2	PB & GJ	673	38.6
LaSalle-Marshall-Putnam	W. L. Gunther	7	2	Mixed	961	38.4
Wabash Valley	Chester J. McCord	12	2	P B J	622	38.1
Will	Frank B. Sayers	8	2	P B H	1,130	37.2
Coles	Carl J. Wilson	8	2	G J	660	37.2
Iroquois	Carl Frey	16	2	PB & GG	761	37.0
Illinois State	Southern Ill. Penn.	67	2	G H	1,097	36.8
McLean #1	Snow & Palmer	19	2	G G	643	36.8
McHenry #3	Peters Brothers	31	2	PB & GH	1,030	36.3
Kankakee	A. J. Butz	8	2	P B H	991	36.1
Stephenson #2	E. R. Stauffacher	19	2	"	984	36.0
Boone #1	Carnicheal & Schaffer	35	2	PB & GH	981	36.0
Lee-Bureau	Curtis Plum & Son	14	2	P B H	1,053	35.9
McHenry #2	F. A. Heider	34	2	G H	944	35.9
Montgomery-Macoupin	Ed M. Niehaus	9	2	G G	787	35.4
Brown-Schuyler-Adams	Willer Bros. Dairy	23	2	Mixed	765	35.3
Hancock-Henderson	Emory Mapes	8	2	P B H	777	34.6
Effingham	Floyd Bragg	10	2	P B J	618	33.9
Boone #3	K. W. Cleland	10	2	P B H	955	33.7
Lake #2	William Rothermel	12	2	PB & GH	971	33.2
Knox	Harry W. Jones	15	2	P B J	605	32.7
JoDaviess	R. D. Perry	17	2	PB & GH	875	32.1
Vermilion-Edgar-Clark	Chester R. Boland	22	2	PB & GJ	584	31.6
DuPage #2	Peter Hoy	19	2	Mixed	732	30.9
Madison	Carl Eickmann	14	2	P B H	902	30.8
DuPage #1	L. M. Oestman	14	2	PB & GG	602	29.8
Carroll	Edwin Reim	8	2	P B B S	741	29.1





YEARLY REPORT OF ILLINOIS 500-POUND BUTTERFAT COW CLUB  
January 1, 1934 to December 31, 1934

Association	Owner	Breed	Months			Milk	Fat	Previous records over 500 Pounds	
			dry	2 times milking	3 times milking			1933	1932
Kane #3	Mooseheart Farm	PBH	1		11	22,633	875.0	678.8	1931
"	"	GH			12	24,476	772.6		
"	"	PBH			12	22,473	772.1		
Winnebago #3	C. H. Nevens & Son	"		1	11	20,523	748.3		554.5
Winnebago #2	H. O. Hinkley	PBG		12		13,586	745.8		
Effingham	N. G. Priess	PBH	1	11		18,198	721.9		
Kane #3	Mooseheart Farm	"			12	22,627	687.4	640.5	
Coles	W. O. Storm	GJ		12		10,362	685.0		
Boone #2	Timm & Ralston	GH		7	5	17,165	678.6	662.7	
Kane #3	Mooseheart Farm	PBH	1	3	8	17,315	673.7	596.6	
DeKalb	Elwood & Nelson	"		4	8	20,780	673.2	500.5	
DeWitt-Macon-Piatt	S. R. Griffin	PBJ		12		13,851	672.4	627.8	608.4
Tazewell #1	F. E. Zimmerman	GG		12		13,979	671.6		
Will	Ill. State Penn.	GH		4	8	21,239	668.6		
Cook	Palanois Farm #2	PBH			12	17,258	665.3		
JoDaviess	Bonjour & Koppersmith	"	1	11		17,430	658.6		
Woodford	Chris Studer & Sons	GG	1	11		13,906	654.9		
Cook	Palanois Farm #2	PBH	2	1	9	14,448	653.5		
Lake	Martin Olsen	GG	1	11		13,823	650.0	582.4	
Stephenson #1	W. T. Rawleigh Co.	PBH		12		21,937	649.3	643.4	
Wabash Valley	C. J. McCord	PBJ		12		9,654	648.6	600.7	
Kane #3	Mooseheart Farm	PBH			12	21,333	644.9	614.0	
McHenry #3	John Ellsworth	"		12		14,568	643.2		
Cook	Palanois Farm #2	"	1	3	11	15,134	642.5	775.3	
Kane #3	Mooseheart Farm	GH	1	11	8	19,980	641.6		
"	"	PBH			12	18,600	639.1	517.4	
Whiteside-Carroll	Geo. Mohrman	GH	1	11		18,509	635.3		
"	Frank Reitzel	GJ		10		12,209	634.5		
Ogle	Rock River Farm	PBH	1	1	10	18,893	630.2	500.4	609.7
Lake	George Vose	"	2	10		13,997	628.5		
Boone #1	Ackerman Bros.	"	2	5	5	17,606	626.7		
McHenry #2	Maywood Farm	"	1	7	4	16,001	624.4		
Kane #3	Mooseheart Farm	"	1	11	11	19,162	622.7		
Boone #2	Timm & Ralston	GH		6	6	15,306	620.9		



Locality	Owner	Area	Value	Notes
Wabash Valley	C. J. McCord	1	820.4	628.1
Livingston	Henry Kyburz	1	550.4	561.7
Wabash Valley	C. J. McCord	1	507.3	618.1
Will	Frank B. Sayers	1	701.9	
McHenry #3	Peters Brothers	12	523.6	
Kane #3	Mooseheart Farm	2		
"	"	1		
Ogle	Rock River Farm	1		
McHenry #3	John Ellsworth	12		
Winnabago #2	H. O. Hinkley	1		
McHenry #3	John Ellsworth	12		
Boone #2	E. H. Ellingson	11		
Kane #2	A. E. Howard	12		
McHenry #2	Maywood Farm	8		
Kane #3	Mooseheart Farm	3		
Cook	Mooseheart Farm #2	2		
"	"	1		
Kane #3	Mooseheart Farm	1		
McHenry #2	H. R. Kiltz	1		
LaSalle-Marshall-Putnam	Oscar Anderson	12		
Woodford	I. C. Lemons	10		
Menard-Mason-Logan	J. E. Kincaid	12		
Kane #3	Mooseheart Farm	2		
Boone #2	Timn & Ralston	6		
Kane #3	Geo. Hawkins	6		
Moultrie	W. F. Farrell	11		
Bureau-Stark	H. B. Chase & Son	1		
Moultrie	L. D. Seass	2		
Kankakee	Mrs. J. Comstock	1		
McHenry #3	John Ellsworth	12		
Champaign-Ford	Gilbert Dueringer	12		
Ogle	Rock River Farm	2		
Knox	B. Everett Leigh	11		
Winnabago #3	M. W. Langley	12		
Ogle	Rock River Farm	12		
Boone #2	S. A. Ellsworth	12		
DeKalb	Elwood & Nelson	3		
Menard-Mason-Logan	J. E. Kincaid	12		
Kane #3	Geo. Hawkins	6		
St. Clair-Monroc-Randolph	L. B. Eidman & Son	1		
Kendall	Whceler Brothers	1		



McHenry #2	Maywood Farm	PBH	2	8	2	15,649	582.7
Kane #3	Mooseheart Farm	"	2		10	18,357	582.0
Knox	Henry Jensen	GG		12		12,173	581.4
Lake	Herman Dunker	PBH	2	10		17,578	580.9
Tazewell #2	Chris Yordy	GG		12		12,451	580.2
Ogle	Rock River Farm	PBH		1	11	21,516	580.1
McHenry #3	John Ellsworth	"		12		12,979	579.4
LaSalle-Marshall-Putnam	H. L. Gletty	GH	2	10		17,580	579.0
"	Ralph Wilson	PBJ	1	11		10,530	578.5
Boone #2	Frank M. Davis	GJ	1	11		9,550	578.2
Winnebago #2	H. O. Hinkley	GG	2	10		10,775	577.4
Bureau	W. W. Kenney & Co.	PBH	1	11		16,995	575.8
DeKalb	Elwood & Nelson	"	3	7	2	16,044	575.7
Lake	Wedgebrook Farm	"	1	2	9	16,080	572.8
Lee #1	Rockyford Dairy	"	1	11		15,429	572.7
Will	Frank B. Sayers	"	1	11		15,225	572.6
McHenry #3	O. L. Putnam	GG	1	11		11,974	572.1
Champaign-Ford	Archie Fox	"	1	11		12,246	571.8
Vermillion-Edgar-Clark	James Hornor	PBG	3	9		11,793	571.5
Kane #2	LaVerne Warford	PBH	1	11		15,650	571.0
"	A. E. Howard	"	1	12		13,517	570.8
"	"	"	1	11		14,492	568.6
Winnebago #3	J. A. Larson & Sons	"	2	10		14,146	567.7
Vermillion-Edgar-Clark	James Hornor	PBG	1	11		8,658	562.9
Cook	Palanois Farm #2	PBH	1	3	8	13,756	562.8
McLean #1	Grant Kinsey	GG	1	11		10,804	562.7
Henry-Rock Island	Samuel Love	GH	1	11		15,740	561.5
Ogle	Torrest Gillespie	PBH	2	10		14,049	560.3
Kankakee	A. J. Butz	"	4	3		15,882	560.1
Boone #1	A. Larson & Son	"	2	10		15,139	560.0
Menard-Mason-Logan	Lewis Warner	PBES		12		14,387	560.0
Jersey-Greene-Morgan	M. S. McCollister	PBH	1	11		17,350	559.0
Wabash Valley	Jesse E. Tuttle	PBG	1	11		9,972	559.0
McHenry #2	Maywood Farm	PBH		12		14,607	558.3
Boone #2	E. H. Ellingson	"		12		17,594	557.7
St. Clair-Mionroe-Pandolph	Jacob Batton & Son	M	1	11		11,735	556.9
Wabash Valley	C. J. McCord	PBJ	1	11		8,504	556.9
Kane #2	A. E. Howard	PBH	1	11		16,577	556.7
LaSalle-Marshall-Putnam	Harold Mills	GG		12		11,685	556.3
Lee-Bureau	Gonigan & Anderson	PBBS	2	10		13,667	556.1
Whiteside-Carroll	Landis Shaible	GH	1	11		16,101	555.7
Kankakee	Mrs. J. Comstock	PBH	3		9	14,866	555.5

618.4

526.4  
588.7

548.2  
507.3

520.4  
505.1

544.2  
753.2

559.6

550.4

625.4

606.4

683.4

618.0

614.6



Lec #1	Vern Pomeroy	GH	12	18,514	553.5
Winnebago #2	F. E. McLarty	"	12	17,800	553.2
Boone #2	S. A. Ellsworth	PBH	12	14,681	552.5
Kane #2	A. E. Howard	"	11	14,873	552.1
Kane #3	Mooseheart Farm	"	3	14,858	550.4
DeKalb	Elwood & Nelson	"	5	13,094	550.1
Menard-Mason-Logan	J. E. Kincaid	GJ	10	9,675	549.5
Lec #1	Keith Swarts	GH	12	15,958	549.4
McLean #2	Wm. Mays & Sons	PBJ	6	9,209	548.3
Coles	L. C. Daily	PBH	4	15,031	547.7
DeKalb	Weaver & Danielson	GH	10	14,460	547.3
Winnebago #2	Geo. Pepper	GJ	12	9,478	546.7
Will	Frank B. Sayers	PBH	11	14,509	545.8
Vermilion-Edgar-Clark	J. J. Heiman	GH	11	11,777	545.3
Kane #3	Mooseheart Farm	PBH	7	15,677	545.2
Boone #1	Ackerman Bros.	GH	4	15,623	545.2
Ogle	Rock River Farm	PBH	10	17,554	544.7
"	" " "	"	11	15,976	544.3*
Menard-Mason-Logan	Vernie Ethell	GG	11	11,780	544.0
Iake	Herman Dunker	PBH	12	15,724	543.5
LaSalle-Marshall-Putnam	H. L. Gletty	"	9	18,897	543.2
Winnebago #3	Lungren Brothers	M	11	11,501	542.6
Vermilion-Edgar-Clark	Knight Brothers	GH	11	14,397	542.5
Whiteside-Carroll	Stransdale Farm #1	PBH	11	16,424	541.5*
McHenry #3	John Ellsworth	"	12	15,104	541.2
Winnebago #3	L. A. Larson & Sons	GH	10	14,346	541.1
McHenry #3	Peters Brothers	PBH	12	14,504	540.8
Cole	Rock River Farm	"	8	16,283	540.6
Kane #3	Mooseheart Farm	GH	8	16,882	540.4
Kankakee	Gerhard Eldhoff	"	12	13,513	540.1
St. Clair-Monroe-Randolph	L. B. Eidman & Son	PBJ	10	9,633	539.7
"	"	GJ	11	10,610	539.2
LaSalle-Marshall-Putnam	Oscar Anderson	PBE	9	18,699	537.7
St. Clair-Monroe-Randolph	L. B. Eidman & Son	PBJ	11	10,278	537.6
Champaign-Ford	L. E. Rust	GG	11	11,651	537.4
McLean #2	Harold Birelclaw	GJ	11	8,656	537.1
"	Wm. Mays & Sons	PBJ	1	8,976	536.2
Woodford	Geo. Muller & Sons	GH	12	18,271	536.1
Winnebago #3	W. H. Phelps & Son	PBH	11	15,361	535.4
"	L. A. Larson & Sons	GH	10	15,046	535.3
Lec #1	Rockyford Dairy	PBH	11	14,733	535.3
Henry-Rock Island	Warren Richmond	GH	12	13,533	535.1
					570.0
					575.5
					637.7
					504.6
					559.2
					560.8
					693.3
					512.3
					527.5
					535.3
					521.9
					575.6
					503.3

585.6

534.3

570.0

575.5

637.7

504.6

559.2

560.8

693.3

512.3

527.5

535.3

535.3

535.1

575.6

503.3







Moultrie	L. D. Seass	PBJ	2	10	9,535	534.4
Boone #2	E. H. Ellingson	PBH	1	12	13,106	533.0
Lee #1	Aaron Fluck	GG	1	11	9,424	532.9
Boone #2	E. H. Ellingson	PBH	1	12	13,804	532.4
Tazewell #2	Chris Yordy	GG	2	11	11,277	532.4
McLean #2	Snow & Palmer	"	1	10	9,946	532.3
Moultrie	W. F. Farrell	GJ	1	11	10,416	531.6
Lee #1	Rockyford Dairy	PBH	1	11	13,799	530.8
Winnebago #3	W. H. Phelps & Son	GH	1	11	14,993	530.2
Boone #1	Ackerman Brothers	"	2	6	15,075	529.5
St. Clair-Monroe-Randolph	Jacob Batton & Son	"	1	11	15,940	529.3
LaSalle-Marshall-Putnam	Arthur LaBolle	GBS	1	11	13,796	529.2
Woodford	Joseph Morris	"	1	12	12,051	528.6
Henry-Rock Island	L. J. Angevine	PBG	1	11	9,116	528.4
Will	Hyde Park Farm	PBH	1	3	15,312	528.3
JoDaviess	Bonjour & Koppersmith	"	2	10	14,463	528.2
LaSalle-Marshall-Putnam	W. L. Gunther	GH	1	11	13,956	527.9
Tazewell #2	E. J. Hieser	PBBS	1	12	11,741	526.4
Champaign-Ford	Geo. Maxwell	PEH	1	11	12,817	526.3
McHenry #1	Wm. Justen	GH	1	11	13,910	526.2
Tazewell #2	Milo Miller	"	1	11	14,546	525.2
Boone #2	E. J. Miller	PBH	1	11	12,718	525.0
Coles	Tony Rathe	PBJ	1	7	9,259	524.9
Winnebago #3	Lungren Brothers	PBBS	2	10	12,826	524.4
Kane #2	A. E. Howard	PBH	1	11	12,142	524.1
Lee #1	C. C. Buckeloo	GH	1	11	15,307	523.7
McHenry #1	W. H. Gardner	PBH	1	12	14,947	521.1
Ogle	Rock River Farm	"	2	1	14,897	520.4
LaSalle-Marshall-Putnam	Oscar Anderson	"	1	9	16,473	520.2
McLean #1	Grant Kinsey	GG	1	11	9,705	520.0
Will	Hyde Park Farm	PBH	1	6	13,848	519.8
McLean #2	Harold Birkelbaw	GG	1	11	11,137	519.5
Ogle	Rock River Farm	PBH	2	12	15,344	519.2
DeKalb	H. V. Ength Farm	GH	2	12	14,026	518.7
Coles	L. C. Daily	PBH	2	7	12,104	518.4
Boone #2	Frank M. Davis	PBJ	2	9	9,492	517.9
St. Clair-Monroe-Randolph	Amel Ranz	GH	1	11	13,596	517.8
Kane #3	Mooseheart Farm	PBH	3	1	15,086	517.4
Lake	H. K. Vose	"	1	11	14,262	517.4
St. Clair-Monroe-Randolph	E. A. Stein & Bro.	GG	2	10	11,825	517.3
McHenry #1	L. Hegeman	PBH	3	9	15,253	517.1
Kane #3	Mooseheart Farm	"	1	7	14,551	516.6
Moultrie	L. D. Seass	GJ	2	10	13,230	516.5

628.7

576.9

501.7  
510.6  
509.1

533.4

536.2

576.1

536.1



Winnebago #3	C. H. Nevens & Son	PBH	1	11	14,083	516.4
Kane #2	LaVerne Warford	"	1	11	14,912	520.1
Bureau	W. W. Kenney & Co.	"	1	11	13,880	515.4
Lee #1	Vern Pomeroy	GH	3	9	16,162	515.2
DeKalb	Elwood & Nelson	PBH	2	8	14,925	514.9
LaSalle-Marshall-Putnam	August Martens	"	1	11	14,478	514.9
Champaign-Ford	John Busboom	PBG	2	10	10,500	514.5
Boone #2	Timn & Falston	M	2	4	12,506	513.1
Kane #2	Lees & Roush	GH	2	10	12,343	512.9
Kane #3	Silver Hill Farm	PBH	2	12	14,788	512.8
Ogle	Forrest Gillespie	"	1	12	11,883	512.8
McLean #2	Wm. Mays & Sons	PBJ	1	8	10,146	511.8
DeKalb	Fred Middleton & Sons	GH	1	11	13,016	511.4
Boone #2	E. H. Ellingson	PBH	2	10	12,862	511.3
Livingston	Henry Kyburz	GH	1	8	12,603	512.3
Woodford	Chris Studer & Sons	GG	1	12	9,858	512.2
Moultrie	V. I. Winings	PBJ	1	12	8,493	512.2
Will	Hyde Park Farm	PBH	4	4	15,515	511.9
Tazewell #2	Louis Koch	M	2	10	10,612	510.8
Jersey-Greene-Morgan	A. A. Schroeder	GH	1	11	14,379	510.3
Woodford	Joseph Morris	PBBS	1	11	12,312	510.3
Jersey-Greene-Morgan	Newton Short	PBJ	3	9	8,589	510.3
Winnebago #3	Samuel Goldy	PBH	2	10	13,726	509.9
DeKalb	Peter Bastian Est.	"	1	12	15,187	509.8
"	Weaver & Danielson	"	1	11	15,130	509.4
LaSalle-Marshall-Putnam	Oscar Anderson	GJ	2	10	10,836	509.2
Bureau	W. W. Kenney & Co.	PBH	2	10	14,080	509.1
Woodford	Chris Stutler & Sons	GG	1	12	9,727	508.9
Winnebago #3	Lungren Brothers	M	1	11	10,975	508.0
Will	Owen Brothers	GH	2	10	13,782	507.7
Kane #2	A. E. Howard	PBH	1	11	12,245	507.7
Will	Hyde Park Farm	"	2	4	14,784	507.5
McHenry #3	C. L. Putnam	GJ	1	11	10,928	506.9
Ogle	Rock River Farm	PBH	2	2	14,705	506.7
"	"	"	3	9	14,595	506.3*
Boone #2	S. A. Ellsworth	"	1	12	13,964	506.3
Wabash Valley	C. J. McCord	PBJ	1	12	8,922	506.2
Kendall	Wheeler Brothers	GH	1	11	13,569	505.6
DeKalb	Peter Bastian Est.	PBH	1	12	14,392	505.5
Moultrie	L. D. Seass	GJ	2	10	9,330	505.0
Kane #2	Lees & Roush	GG	1	11	8,557	504.7
LaSalle-Marshall-Putnam	Harold Mills	GG	2	10	10,373	504.4
Leo-Pureu	Curtis Phelan & Son	PBH	1	6	16,062	504.1

1 10  
1 10  
1 10

539.5  
533.5  
610.2

530.6

561.4  
529.7

584.2

640.1

553.8  
531.5  
549.6  
510.0

594.5  
520.7

505.6



Tazewell #1	F. E. Zimmerman	GG	12	9,837	503.9
Karl-atec	A. J. Butz	PBH	11	15,385	503.7
LaSalle-Marshall-Putnam	Keenan Brothers	"	11	12,515	503.2
Knox	B. Everett Leigh	PBJ	10	8,245	503.2
"	"	"	10	9,060	503.0
"	Henry Jensen	M	11	11,775	502.8
JoDavieess	C. E. Hurlbert	GH	10	11,379	502.2
"	Otto Nagel	PBH	11	15,726	501.8
Henry-Rock Island	Samuel Love	GH	11	13,650	501.6
LaSalle-Marshall-Putnam	Ralph Wilson	PBJ	11	9,230	501.5
Boone #1	Ackerman Brothers	PBH	2	14,067	501.4
Lake #1	Herman Dunker	"	1	16,090	501.3
Boone #1	Ackerman Brothers	"	2	13,588	500.3

C. S. Rhode  
J. G. Cash

Printed in furtherance of the Agricultural Extension Act approved by Congress May 8, 1914. H. W. Mumford, Director,  
Agricultural Extension Service, University of Illinois.



DAIRY EXTENSION SERVICE

Report of

Dairy Herd Improvement Associations in Illinois

University of Illinois

March, 1935

Department of Dairy Husbandry

PASTURES

It is the time of year when attention should be directed to one of the most important crops grown on dairy farms, namely pasture. If a new permanent pasture or rotation pasture is to be seeded the pasture mixture, time of sowing, and seed bed preparation are important considerations.



Pasture Mixtures

No. 1	Lbs. per acre	No. 2	Lbs. per acre
Blue grass	4	Blue grass	4
Brome grass or Orchard grass	4	Orchard grass	4
Timothy	3	Sweet clover	2
Redtop	2	Red clover	2
Alsike clover	2	Alsike clover	2
Red clover	2	White clover	2
Sweet clover	2	Timothy	2
White clover	2	Lespedeza	3

Another mixture is three pounds red clover, three pounds sweet clover, two pounds alsike, and four pounds timothy. Sweet clover should not be used in the above mixtures unless the soil is sweet.

The pasture mixtures may be seeded early with about two bushels of oats to the acre. The oats are pastured off. The seed bed should be well prepared. After the ground is disced, the oats are seeded and the ground disced again and harrowed. A corrugated roller is then used. The grass seed is then sown and the ground rolled again. The harrow may be used if the soil is inclined to crust following a rain.

EMERGENCY PASTURES

Oats is one of the most satisfactory crops for early pasture. It may be seeded early and in four to six weeks may be lightly pastured. Since oats do not supply pasture after early summer, additional pasture crops must be seeded. A second field of oats or oats and Canada field peas may be used to good advantage. Seed two bushels of oats and one and one-half bushels of peas. Seed this mixture early. This mixture also makes a satisfactory hay crop.


On sweet soils, two bushels of oats and eight pounds of sweet clover or alfalfa or a mixture of legumes including red and alsike clover may be considered.

A seeding of ten pounds sudan grass and one and one-half bushels of soybeans will normally furnish an abundance of pasture during the hot dry summer months. This mixture should not be seeded until the soil is warm. Best yields have been obtained by seeding at corn planting time, but good results have been secured even with middle summer seeding. After the early seeding of oats has been pastured off, a seeding of sudan grass and soybeans may be made.





FULL HAY MOWS



What an unfortunate experience it is to have dairy cattle and to be without or to run short of good legume hay. Those who have had experience know what it means. It may mean higher cost of production, lower returns, and cows in poor physical condition. If the acreage in alfalfa or clover is too low or the stand is poor, soybeans may be used as an emergency hay crop to very good advantage. The hay is high in protein and will give similar results for milk production as alfalfa. Soybeans should be seeded soon after corn planting. More seed should be used when the crop is grown for hay than when used for seed purposes. If one and a fourth bushels per acre are used for normal seeding, two bushels should be seeded for hay. Information on varieties and cultural practices may be secured from Illinois Experiment Station Bulletin 310.

In addition to soybeans, oats alone or oats and Canada field peas make satisfactory hay. Oats used for hay should be cut in the early dough stage. In southern Illinois, cowpeas make a good hay crop and are well adapted to that section of the state.

Soybeans and sudan grass make a good hay mixture. A mixture of one and one-half bushels of beans and ten pounds of sudan grass seed gives good results.

HONOR LIST FOR FEBRUARY

Average Production of Each Association

Association	Tester	No. herds	No. cows	Average milk	Average fat	Percentage dry
McLean #2	Raymond Dauwalder	7	79	585	32.5	7.6
Moultrie	P. J. Smith	15	237	664	28.7	13.5
Lee #1	R. H. Boerup	15	234	777	28.4	12.8
Ogle	Oren Pomeroy, Jr.	17	317	774	28.1	9.1
Stevenson #1	Geo. Andersen	25	474	808	27.8	15.2
McLean #1	Raymond Dauwalder	9	233	474	27.8	14.6
Lake #1	Robert Howard	23	411	716	27.1	11.4
Winnebago #3	Dale Langholz	25	393	769	27.0	7.9
Champaign-Ford	Angus Taylor	24	261	609	26.7	9.2
DeWitt-Macon	Ludie Knisley	14	179	537	25.8	10.1
Livingston	Dean Finch	24	276	597	25.4	13.8
McHenry #2	James Cox	19	509	734	25.3	11.6
Proquois	Leonard McCoy	12	203	627	25.3	20.2
Madison	John Churse	8	122	612	25.2	6.6
Lake #2	K. Hoffman	17	457	689	25.1	15.5
Menard-Mason-Logan	Dana Boyd	10	98	559	25.1	13.3
Million-Edgar-Clark	Leonard McCoy	6	114	584	25.0	22.0
Abash Valley	Merritt Semple	13	159	535	25.0	12.6
Illinois State	Raymond Buker	15	881	749	24.8	13.3
Douglas	John Mitchell	16	172	498	24.6	16.9



Kane #3	Clarence Hellie	15	592	711	24.4	17.1
St. Clair-Monroe-Randolph	Franz Schultze	18	298	583	24.4	10.1
Tazewell #2	James Hoyt	24	358	565	24.4	13.1
Montgomery-Macoupin	John Chausse	9	99	622	24.3	12.1
McHenry #1	Eldred Johnson	19	590	660	24.2	12.4
Carroll	Wallace Williams	10	176	681	24.1	10.8
Tazewell #1	Elbert Anderson	12	328	597	24.1	18.6
Bureau-Stark	Dana Boyd	14	204	632	24.0	13.2
Lee #2	Joe Miles	21	392	661	23.9	8.9
Coles	Marvin Fairchild	22	280	506	23.9	12.9
Cook	Gerrit Laseur	15	384	620	23.7	11.7
State Average		1014	19131	614	23.7	13.5
Winnebago #2	Paul Cavello	26	412	589	23.7	13.7
Henry-Rock Island	K. E. Gustafson	22	311	597	23.6	15.4
Knox	Carl Boehle	20	394	509	23.2	12.7
Kane #2	Geo. Anderson	28	894	637	23.0	15.3
Boone #2	Carl Wilson	24	458	617	22.9	12.9
Woodford	Paul Church	13	196	537	22.8	16.3
McHenry #3	Lloyd Fritsch	23	617	638	22.6	11.7
Kendall	W. B. Gardner	16	231	569	22.6	16.0
Whiteside	Oden Brown	25	440	578	22.3	13.9
Stephenson #2	Harry Sartorius	25	442	618	22.2	14.3
LaSalle-Marshall-Putnam	Alvin Misselt	30	443	508	22.2	14.7
Macoupin	H. E. Taube	12	252	621	22.1	8.7
DuPage #2	E. W. Rupel	15	307	611	22.1	11.4
Christian	W. D. Householder	26	443	481	21.9	13.1
Will	W. H. Baldrige, Jr.	19	554	592	21.8	13.0
DuPage #1	Chris Weigele	18	320	584	21.8	11.6
Brown-Schuyler-Adams	James Hadden	25	428	477	21.8	16.6
Boone #1	John Timm	14	306	584	21.7	14.4
Jersey-Greene-Morgan	Oren Nash	23	441	486	20.7	18.4
Lee-Bureau	Eugene Johnson	26	296	486	20.4	14.5
Effingham	Chas. Masching	25	327	570	20.2	12.2
Boone #3	Chester Watts	27	510	562	19.5	11.2
ToDaviess	Carroll Spickler	17	278	527	19.4	18.7
Hancock-Henderson	C. A. Rittmeyer	22	321	408	17.8	22.7

Highest Producing Herd in Each Association

Association	Owner	No.	No. milk-	Breed	Milk	Fat
		cows	ings daily			
Lee #1	H. D. Ditsch & Son	6	2	P B H	1362	47.8
Kane #2	A. E. Howard	24	2	"	1124	43.6
Ogle	J. W. Hemingway	12	2	"	1072	43.3
McLean #1	Snow & Palmer	21	2	G G	757	42.9
Lake #1	Walter Sage	16	2	PB H & GC	1107	42.8
Stephenson #1	W. T. Rawleigh Co.	34	2	P B H	1146	41.9
McHenry #2	Gahlbeck & Lange	22	3	"	1223	41.7
Menard-Mason-Logan	Vernie Ethell	5	2	G G	807	41.5
Winnebago #2	H. Hinkley	11	2	PB & GC	809	41.4
Kane #3	Mooseheart Dairy	48	2-3	P B H	1232	41.0
Boone #2	Fred J. Miller	17	2	"	1159	40.7
Kendall	Wheeler Brothers	12	2	G H	1113	40.5
Will	Frank B. Sayers	11	2	P B H	1110	39.2



Macoupin	Pocklington Bros.	16	3	PB & GH	1169	39.0
Moultrie	T. L. Ridgway	7	2	"	994	38.6
Cook	Palanois Farm #2	17	3	P B H	1055	38.5
Livingston	Kraft & Orr	13	2	"	1107	37.8
Woodford	Geo. Storey	8	2	G G	822	37.8
Jersey-Greene-Morgan	Ellis Walkington	12	2	P B J	722	37.8
Douglas	John Coslet	10	2-3	G G	782	37.7
Winnebago #3	C. F. Kilker & Son	18	2	P B H	1116	37.4
Effingham	N. G. Preiss	8	2	"	953	37.3
Tazewell #2	Fred Swartzendruber	16	2	PB & GJ	675	37.0
Iroquois	Carl Frey	17	2	PB & GG	718	36.3
Whiteside	Geo. Mohrman	7	2	PB & GH	1053	36.2
Champaign-Ford	John Douglas	11	2	"	1028	36.2
St. Clair-Monroe-Randolph	Alfred Guebert	9	2	GH & GJ	984	36.2
McLean #2	Alexander Guernsey Farm	16	2	G G	687	35.9
Lee-Bureau	Short & Johnson	8	2	P B H	973	35.6
DeWitt-Macon	Frank Mills & Son	6	2	P B J	719	35.6
Tazewell #1	W. N. Foster & Sons	18	2	PB & GG	698	35.5
Henry-Rock Island	Ira S. Sellon & Sons	17	2	P B H	1062	35.4
Bureau-Stark	James A. Ames	12	2	Mixed	748	35.3
Christian	Gus Schloz & Sons	17	2	"	715	35.2
Brown-Schuyler-Adams	Moorman Mfg. Co.	7	2	G H	1128	35.1
Wabash Valley	Chester J. McCord	12	2	P B J	599	35.1
Lake #2	Roney Farm #1	52	2	PB & GH	1001	35.0
Knox	B. Everett Leigh	10	2	P B J	613	34.9
LaSalle-Marshall-Putnam	Harold Mills	12	2	G G	737	34.8
McHenry #1	E. A. Thomas	16	2	PB & GH	981	34.3
Illinois State	Southern Ill. Pen.	68	2	G H	1002	33.9
Lee #2	Harry Friedrich	14	2	PB & GH	883	33.4
McHenry #3	R. E. Corlett & Sons	21	2	P B H	864	33.0
Stephenson #2	Miles Wolf	11	2	G G	685	32.8
Boone #3	K. W. Cleland	10	2	P B H	920	32.6
Carroll	Stransdale #1	37	2-3	"	941	31.1
Hancock-Henderson	Lee Stewart	11	2	G B S	620	31.1
Madison	Frank Rinkel	23	2	G H	941	30.8
Montgomery-Macoupin	Blackburn College	21	3	P B H	809	30.8
Coles	Cooper & Alexander	15	2	PB & GJ	561	30.6
Vermilion-Edgar-Clark	Warren Ellis	15	2	PB & GJ	607	29.3
JoDaviess	John Reusch	14	2	PB & GG	571	29.1
DuPage #2	Country Home Farm	15	3	PB & GH	821	28.4
Boone #1	Carmicheal & Schaffer	36	2	"	740	28.0
DuPage #1	Peter Olesen	15	2	GH & GG	720	26.9

C. S. Rhode  
J. G. Cash

Printed in furtherance of the Agricultural Extension Act approved by Congress May 8, 1914. H. W. Mumford, Director, Agricultural Extension Service, University of Illinois.





DAIRY EXTENSION SERVICE

Report of

Dairy Herd Improvement Associations in Illinois

University of Illinois

April, 1935

Department of Dairy Husbandry

THE LIBRARY OF THE

HERD SIRES GET BETTER CHANCE THRU COOPERATION

SEP 13 1939

UNIVERSITY OF ILLINOIS

Dairymen for the most part have been "rugged individualists" in the matter of buying, owning, and using herd sires. This practice is giving way and the spirit of cooperation is pushing to the front. It is purely a matter of business. Dairymen who are attempting to carry out a constructive breeding problem are finding many advantages in cooperating with other dairymen in their community or county in the ownership, use, and exchange of well-selected bulls.

Any dairyman who has given this matter serious thought will tell you that well-selected sires must be proved and kept in service until they are proved, for it is thru the sons of meritorious proved bulls from good brood cows that improvement will be made.

The matter of keeping a bull until he is old enough to be proved is a serious problem if the dairyman tries to "go it" alone. The problem is easily solved when four or five dairymen with clean herds of the same breed of cattle work together and do these things:

1. If five men are cooperating they buy five bulls, each owning an interest in all five bulls.
2. Each builds a paddock and breeding pen so that all the bulls will be handled in the same manner.
3. They exchange bulls each year. This practice will greatly lessen the damage that a poor bull will do to any one herd.
4. They test all cows in the herd each year in Dairy Herd Improvement Associations. This will insure the testing of the daughters of each bull.
5. If a bull dies or proves undesirable, all go together and replace him.
6. The bulls are not used on outside cows.

A bull enters service at about twelve months of age and may normally be proved when he is five to six years old. Under the above plan five bulls would be proved in that time. The same bull would not be used in the same herd much more than a year during the five or six-year period. The investment in bulls would be reduced since it would be unnecessary to buy additional bulls unless some were lost or proved undesirable. The ones that proved to be meritorious would be retained and given extended use and the undesirable ones replaced. Sons of the meritorious sires from good brood cows might be used for replacements or sold to others who are carrying out a constructive breeding program.





THE TESTERS REPORT -

"Herman Knapp owned two cows that lost \$3.34 for February. He sold these cows for beef. They brought \$116. He purchased a good cow for \$36. She made \$16.49 above feed cost during the month.

"Robert Allen's herd passed a clean test for abortion. He also built a bull pen and will exchange sires with O. F. Strawbridge in the near future. Both men will have heifers freshen in the fall from their respective sires, and they plan to keep their sires until proven."--James Hoyt, Tazewell #2.

"One member, who lives about a mile from the state road, has erected a very attractive sign at the intersection of the state highway with the road that leads to his farm. This member has registered Jerseys for sale and reports many visitors and inquiries since the sign was placed out at the state road."--P. J. Smith, Moultrie.

"W. E. McCulloh tested his herd for Bang's disease and lost twelve of his twenty-six cows. This seemed like quite a loss but the next test showed that the remaining fourteen cows made a return above feed cost of \$67.37. The previous test the twenty-six cows had made a return of \$32.74. The fourteen cows averaged 36.2 pounds of fat compared with 22.1 pounds for the twenty-six cows. They put 506 pounds butterfat on the market instead of 552 pounds."--Oden Brown, Whiteside.

"One member has exchanged his young bull for an aged proven bull. Because of the aged bull's recent attempt to attack his former owner, the present owner has built a bull pen similar to the forms suggested in a recent Dairy Herd Improvement Report. He has so constructed it that there is no necessity for the handling of the bull during services. He also bought four heifers from a good herd in Ogle County, and now plans to cull out the poorer cows in his herd as fast as these heifers freshen, and continue testing."--Paul Cavello, Winnebago #2.

HONOR LIST FOR MARCH  
Average Production of Each Association

Association	Tester	No. herds	No. cows	Average milk	Average fat	Percent-age dry
Moultrie	P. J. Smith	19	269	742	33.4	9.7
Stephenson #1	Geo. Andersen	25	472	948	32.5	8.3
McLean #1	Raymond Dauwalder	9	229	561	32.1	11.4
Lee #1	R. H. Boerup	16	257	881	31.6	11.7
McLean #2	Raymond Dauwalder	3	77	582	31.5	16.9
DeWitt-Macon-Piatt	Ludie Knisley	9	141	641	30.6	7.8
Kane #3	Clarence Hellie	15	587	859	30.3	11.9
Livingston	Dean Finch	24	276	709	30.2	7.6
Champaign-Ford	Angus Taylor	23	246	604	30.2	7.3
Tazewell #1	Elbert Anderson	12	315	735	30.1	11.1
Winnebago #3	Dale Langholz	26	399	853	30.0	5.0
Wabash Valley	Charles York	14	178	662	29.5	12.4
Tazewell #2	James Hoyt	24	343	655	28.6	12.0
Henry-Rock Island	K. E. Gustafson	19	267	765	28.3	13.1
Bureau-Stark	Dona Boyd	13	190	734	28.3	10.5
Lake #2	Kenneth Hoffman	19	439	752	28.2	13.2
Illinois State	Raymond Butler	15	890	835	28.1	9.9



Carroll	Wallace Williams	13	218	764	28.0	11.9
Vermilion-Edgar-Clark	Leonard McCoy	8	145	682	28.0	11.7
Winnebago #2	Paul Cavello	28	452	701	27.7	9.1
McHenry #2	James Cox	18	460	807	27.4	8.3
Boone #2	Carl Wilson	23	439	730	27.4	10.5
St. Clair-Monroe-Randolph	Franz Schultze	18	301	674	27.3	13.0
Iroquois	Leonard McCoy	11	196	712	27.0	17.9
Kane #2	Geo. Anderson	29	906	743	26.8	14.2
Coles	Marvin Fairchild	22	265	585	26.8	12.8

STATE AVERAGE		966	18095	703	26.7	11.9
---------------	--	-----	-------	-----	------	------

LaSalle-Marshall-Putnam	Alvin Misselt	27	419	639	26.5	10.7
Kankakee	Russel Halkyard	23	350	711	26.3	12.9
DeKalb	Clarence Wales	24	433	711	26.2	14.3
Lee #2	Joe Miles	22	422	729	25.6	10.0
McHenry #3	Lloyd Fritsch	22	589	722	25.6	12.7
Woodford	Paul Church	13	173	601	25.6	16.8
Kendall	William Gardner	16	226	647	25.5	12.4
Cook	Gerrit Laseur	14	353	670	25.3	11.9
Whiteside	Oden Brown	26	447	674	25.2	11.9
McHenry #1	Eldred Johnson	19	577	679	24.9	12.5
Macoupin	H. E. Taube	14	298	693	24.8	10.4
DuPage #2	Lloyd Hein	16	362	675	24.8	13.0
Boone #1	John H. Timm	16	331	668	24.7	10.6
Jersey-Greene-Morgan	Oren Nash	24	440	610	24.7	14.3
Will	W. H. Baldrige, Jr.	20	573	659	24.6	12.0
Menard-Mason-Logan	Dana Boyd	8	76	626	24.6	13.2
Stephenson #2	Harry Sartorius	23	366	677	24.4	16.9
JoDaviess	Carroll Spickler	16	248	634	24.1	16.1
DuPage #1	Chris Weigele	18	324	647	23.7	11.7
Brown-Schuyler-Adams	James Hadden	24	413	539	23.6	16.2
Montgomery-Macoupin	John Chausse	10	117	531	23.1	13.7
Lee-Bureau	Eugene Johnson	27	329	565	23.0	13.1
Boone #3	Chester Watts	26	485	654	22.8	8.9
Effingham	Charles Masching	24	322	631	21.9	10.2
Madison	John Chausse	13	167	566	21.0	12.6
Hancock-Henderson	C. A. Rittmeyer	21	298	459	19.0	22.5

Highest Producing Herd in Each Association

Association	Owner	No. cows	No. milk-ings daily	Breed	Milk	Fat
Lee #1	H. D. Ditsch & Son	6	2	P B H	1482	55.3
DeKalb	Joseph George	12	2	"	1327	50.5
Winnebago #2	W. M. Crabb	6	2	"	1316	49.7
McLean #1	Snow & Palmer	21	2	G G	852	47.1
Cook	Palanois Farm #2	17	3	P B H	1208	46.9
Moultrie	L. D. Seass	17	2-3	PB & GJ	813	46.9
Tazewell #2	Walter H. Meyer	7	2-3	PB & GH	1367	46.7
McHenry #2	Gahlbeck & Lange	20	3	P B H	1391	46.6
Livingston	Frank Saville	8	2	PB & GG	557	45.8



Stephenson #1	W. T. Rawleigh Co.	38	2	P B H	1277	45.7
Macoupin	Pocklington Bros.	15	3	PB & GH	1247	45.0
Kane #3	Mooseheart Farm	50	2-3	P B H	1316	43.8
Wabash Valley	G. Emmet Risley	12	2	P B J	947	43.8
Tazewell #1	Robert Owen	31	2	PB & GG	858	43.8
Winnebago #3	W. H. Fnelps & Son	12	2	PB & GH	1279	43.2
Kane #2	Kane County Home	15	2	G H	1115	42.9
Henry-Rock Island	Ira Sellon & Sons	16	2	P B H	1387	42.7
Bureau-Stark	N. J. Finck & Sons	16	2-3	G H	1120	42.0
McLean #2	Henry Frahm & Felmley	9	2	G G	815	41.9
JoDaviess	Hurlbert & Fenticoff	17	2	PB & GH	1077	41.4
Kankakee	E. E. Fox	7	2	Mixed	1068	41.4
Brown-Schuyler-Adams	Noonan Mfg. Co.	8	2	G H	1264	40.9
Will	Haines & Labhart	17	2	P B H	1115	40.9
Boone #2	Fred J. Miller	19	2	"	1141	40.7
Lake #2	Roney Farm #1	50	2	PB & GH	1149	40.2
Jersey-Greene-Morgan	J. V. Kallal	10	2-3	"	1132	40.2
Coles	Laurence C. Daily	15	2	P B H	1019	40.2
McHenry #3	John Ellsworth	12	2	"	955	40.2
Kendall	Wheeler Brothers	12	2	G H	1121	40.1
LaSalle-Marshall-Putnam	Harold Mills	12	2	G G	826	39.9
Champaign-Ford	Walter Fisher	10	2	G H	998	39.6
St. Clair-Monroe-Randolph	A. D. Fulton & Sons	18	2	G J	773	38.9
Woodford	Lee Scherer	9	2	G H	1137	38.3
Carroll	Ward Weidman	16	2	"	1210	37.9
Effingham	N. G. Priess	8	2	P B H	1129	37.7
Whiteside	Abe Frey	21	2	G G	1003	37.5
Stephenson #2	Miles Wolf	11	2	"	774	37.4
McHenry #1	E. A. Thomas	16	2	PB & GH	1055	37.3
Lee #2	Harry Friedrichs	14	2	"	1001	36.9
DuPage #2	Country Home Farm	15	3	P B H	1014	36.7
DeWitt-Macon-Piatt	Charles Black	9	2	PB & GJ	617	36.4
Boone #1	Sellick & Gritzbaugh	9	2	P B H	988	35.6
Lee-Bureau	Curtis Plum	14	2	"	1022	35.2
Illinois State	Southern Ill. Penn	68	2	G H	1059	35.1
Hancock-Henderson	Theo Geissler	12	2	P B J	687	34.8
Boone #3	John A. Ralston	14	2	PB & GH	975	34.5
Montgomery-Macoupin	Blackburn College	22	3	P B H	900	34.5
Iroquois	E. W. Sass	5	2	P B G	602	33.6
Menard-Mason Logan	Vernie Ethell	5	2	G G	650	32.1
DuPage #1	Chicago Guernsey Farm	34	2	P B G	645	31.0
Madison	Fred Poos	16	2	P B H	352	30.9
Vermilion-Edgar-Clark	Warren Ellis	17	2	PB & GJ	644	30.8

REPORT OF ILLINOIS 500# BUTTERFAT COW CLUB --  
FIRST THREE MONTHS, 1935

Association	Owner	Breed	Milk	Fat
Carroll	Stransdale Farm #1	P B H	6590	259.3
Cook	Palanois Farm #2	"	6486	254.7
Stephenson #1	W. T. Rawleigh	P B H	6505	236.0
St. Clair-Monroe-Randolph	Easdale Brothers	G J	4426	232.4
Madison	Oliver Spitze	P B H	6160	231.6
McLean #1	Snow & Palmer	G G	4006	230.6
Boone #2	Fred J. Miller	P B H	5418	228.2
Lee #1	H. D. Ditsch	"	5092	218.8
Stephenson #1	W. T. Rawleigh Co.	P B H	5790	216.7
Kane #2	A. E. Howard	"	5741	215.6





Kane #3	Mooseheart Dairy	P B H	7313	213.8
Bureau-Stark	N. J. Finck & Sons	G H	5762	213.3
Kane #3	Mooseheart Dairy	P B H	6649	211.8
Illinois State	Ill. State Reformatory	G H	5968	211.6
Tazewell #2	H. M. Wood	P B H	5402	211.6
Will	F. B. Sayers	P B H	5246	210.9
McHenry #1	Pine Tree Dairy Farm #1	"	5563	210.1
Kane #2	A. E. Howard	"	5472	209.0
" "	" "	"	6252	206.9
Winnebago #3	V. S. Spickler	G G	3632	206.3
Kane #2	A. E. Howard	P B H	5096	206.2
" #3	Mooseheart Dairy	"	5845	204.2
Cook	Albert Landmeier	"	5383	203.1
Boone #1	Andrew Larson & Son	"	4960	202.3
Illinois State	Southern Ill. Penitentiary	G H	6926	201.9
St. Clair-Monroe-Randolph	L. B. Eidman & Son	P B J	3752	201.5
McHenry #2	Ralph Nichols	P B H	4683	200.2
" #1	Pine Tree Dairy Farm #1	"	5389	200.1
Boone #2	Fred J. Miller	"	5344	198.5
" "	F. M. Davis	G J	4621	198.2
Kankakee	George Grob	G H	4617	198.1
Lake #2	Roney Farm #1	"	5150	195.1
McHenry #1	E. A. Thomas	P B H	4998	194.6
Moultrie	L. D. Seass	G J	3037	194.2
McHenry #1	Pine Tree Dairy Farm #1	"	5587	194.0
Tazewell #2	A. M. Eisele & Son	B S	5048	193.8
Kane #2	Lees & Roush	G G	3304	193.5
Moultrie	L. D. Seass	P B J	3591	192.9
Kane #3	F. E. Hummel	P B H	5578	192.2
McHenry #2	Wm. Williams	G H	4619	192.0
Illinois State	Illinois State Reformatory	"	5570	191.9
Henry-Rock Island	I. S. Sellon & Sons	P B H	5993	191.8
Kane #2	Lees & Roush	G H	4986	191.6
Whiteside	A. L. Goodenough	P B H	5087	191.1
Moultrie	L. D. Seass	P B J	3034	190.2
McLean #2	Harold Birckelbaw	G G	3493	189.7
Illinois State	Southern Ill. Penitentiary	G H	5473	189.6
Whitesid	W. H. Lyon	"	4561	189.2
Lake #2	Roney Farm #1	G H	4700	188.8
Tazewell #2	Milo Miller	P B H	5344	188.7
Kane #3	John Olson	G H	5490	187.9
McHenry #3	Peters Brothers	P B H	5619	187.5
Kane #2	LaVerne Warford	"	4555	187.3
DeKalb	Joseph George	"	3226	187.1
Stephenson #2	E. R. Stauffacher	P B H	4794	185.8
Dendall	Henry Wheeler	G H	5194	185.6
Henry-Rock Island	S. H. Love	"	5238	185.2
Bureau-Stark	W. W. Menney & Co.	P B H	4830	185.1
Kane #2	A. E. Howard	"	4573	184.9
Stephenson #1	W. T. Rawleigh Co.	"	5052	184.7
LaSalle-Marshall-Putnam	R. V. McKee & Son	G J	3200	183.7
Whiteside	Pettitt & Mohrman	G H	5202	183.4
Illinois State	Southern Ill. Penitentiary	"	5651	183.2
Lee #1	Rockyford Dairy	P B H	4701	182.8
Kane #3	Mooseheart Dairy	"	6143	182.7





Menard-Mason-Logan	Vernie Ethell	G G	3691	182.3
Kane #3	Geo. Hawkins	P B H	4654	181.3
Kankakee	A. J. Butz	P B H	4917	181.1
McHenry #1	Pine Tree Dairy Farm #1	"	6465	180.6
Kendall	Henry Wheeler	G H	5087	180.0
Winnebago #2	H. O. Hinkley	G G	3558	179.8
Henry-Rock Island	D. W. Bollen	"	3460	179.8
Stephenson #1	Roy Bowers	G H	4770	179.6
Lake #2	Earl Kane	G G	4195	179.6
DeKalb	F. Middleton & Son	P B H	5238	178.6
Brown-Schuyler-Adams	Moorman Mfg. Co.	G H	5737	178.5
Boone #2	F. H. Davis	G J	3130	178.4
McHenry #1	Pine Tree Dairy Farm #1	P B B S	4373	177.8
Henry-Rock Island	S. E. Love	G H	4811	177.5
Kane #3	Mooseheart Dairy	P B H	5072	176.7
Macoupin-Madison	Fochlington Bros.	G H	5522	176.6
McLean #1	Snow & Palmer	G G	3422	176.4
Iroquois	Mrs. C. W. Eisenmann	"	3150	176.4
Winnebago #3	Lundquist & Herbert	G H	4651	175.7
McHenry #1	Pine Tree Dairy Farm #1	P B B S	4553	175.4
LaSalle-Marshall-Putnam	Douglas Knights	P B H	5082	175.1
Coles	W. A. Myers	G B S	4485	174.7
"	" "	G G	3089	174.4
Kane #2	A. E. Howard	P B H	5075	174.2
Wabash Valley	C. J. McCord	P B J	2672	174.0
Lake #2	Earl Kane	G G	3449	173.9
Boone #1	Andrew Larson & Son	P B H	4919	173.8
Kane #2	LaVerne Warford	"	3699	173.8
DeKalb	Elwood & Nelson	P B H	3649	173.7*
Kane #3	F. E. Hummel	"	5425	173.5
DeKalb	Otto Weaver	G H	4306	173.4
St. Clari-Monroe-Randolph	Easdale Brothers	G J	3997	173.4
Lee #1	C. L. Bothe	G G	4603	173.1
Effingham	N. G. Priess	P B H	4427	173.1
Boone #1	Carmichael & Schaffer	G H	5126	173.0
JoDaviess	C. E. Hurlbert	"	2978	172.7
Henry-Rock Island	I. S. Sellon & Sons	P B H	5053	172.4
DeKalb	F. Middleton & Son	G H	4706	171.9
Lee-Bureau	Curtis Plum & Son	P B H	4591	171.9
Winnebago #3	L. A. Larson & Sons	G H	5250	171.7
Wabash Valley	J. W. Childress	P B J	2878	171.7
Illinois State	Lincoln State School & Colony	G H	4670	171.2
McHenry #1	Wm. Justen	G H	4789	170.7
Boone #1	Carmichael & Schaffer	"	4448	170.5
Kane #3	Mooseheart Dairy	P B H	5590	170.3
Stephenson #1	Melvin Dietmeier	G H	4705	169.9
Woodford	Geo. Storey	G G	3267	169.2
Coles	Andrew Monn	G J	3234	169.3
Tazewell #2	F. E. Swartzendruber	G J	2767	169.2
Whiteside	F. H. Reitzel	P B J	3479	169.1
McHenry #3	P. A. Copenhagen	P B H	3921	169.0
Lee #1	Vern Pomeroy	G H	4918	168.7
McHenry #2	Ralph Nichols	P B H	4575	168.6
McHenry #1	W. H. Gardner	P B H	4638	168.3
Stephenson #1	Melvin Dietmeier	G H	4943	168.2
Winnebago #2	H. O. Hinkley	G G	3582	168.0
LaSalle-Marshall-Putnam	Robert Pringle	P B H	4403	167.4
Kendall	Henry Wheeler	G H	4750	167.3
Henry-Rock Island	I. C. Sellon & Sons	P B H	5222	167.1



Stephenson #2	E. E. Stauffacher	P B H	4744	167.1
Woodford	Lee Scherer	G H	5139	167.0
Cool	Palanois Farm #2	P B H	4904	166.3
Lee #1	Rockyford Dairy	P B H	3098	165.6
Lee #1	Lee McCracken	"	5091	165.1
McHenry #3	Peters Brothers	"	4227	164.9
LaSalle-Marshall-Putnam	Harold Mills	G G	3629	164.9
Boone #2	F. M. Davis	G J	3124	164.4
Macoupin-Madison	Pocklington Brothers	P B H	5063	164.2
Kankakee	J. L. Savage	G H	4365	163.9
Winnebago #2	W. B. Hested	"	3924	163.8
Bureau-Stark	H. J. Fincit & Sons	"	4739	163.7
Stephenson #1	Roy Bowers	P B H	4191	163.7
Whiteside	Abe Frey	M	4158	163.7
McLean #2	Alexander Guernsey Farm	G G	3492	163.7
Illinois State	Illinois State Reformatory	G H	4312	163.4
Kane #2	Yeomen City of Childhood	P B H	4930	163.2
Henry-Rock Island	L. L. Angevine	P B G	2884	163.0
Boone #2	E. W. Ellingson	P B H	4288	162.9
Tazewell #2	W. H. Meyer	G H	5250	162.8
Winnebago #2	H. O. Hinkley	G G	3539	162.7
Lee #1	Rockyford Dairy	P B H	4232	162.3
Stephenson #1	Roy Bowers	"	4320	161.9
Lee #1	Rockyford Dairy	"	4226	161.9
McHenry #1	Pine Tree Dairy Farm #1	P B B S	4615	161.7
McHenry #1	W. E. Gardner	P B H	5087	161.6
Lee #1	H. D. Ditsch	"	4934	161.5
Boone #2	E. W. Ellingson	"	4177	161.5
Winnebago #3	C. F. Kilker & Son	"	4951	161.4
Iroquois	Ed Lustfeldt	P B B S	4109	161.2
Tazewell #2	H. H. Wood	P B H	4449	161.0
Lee #1	H. D. Ditsch	"	4349	160.8
McLean #1	Snow & Palmer	M	3223	160.8
Wabash Valley	J. W. Childress	P B J	3188	160.6
Moultrie	E. P. Bicknell	"	2753	160.6
Wabash Valley	C. J. McCord	"	2969	160.4
Woodford	Chris Studer & Son	G G	2681	160.4
Boone #2	F. H. Davis	P B J	3330	160.3
Stephenson #2	E. R. Stauffacher	P B H	4620	160.0
Illinois State	Southern Ill. Penitentiary	G H	5515	159.7
McHenry #1	E. A. Thomas	"	4845	159.7
" "	Carey & Hanford	G G	3766	159.5
Moultrie	V. I. Winings	P B J	3025	159.4
Lake #2	Roney Farm #1	G H	4253	159.2
DeKalb	F. Middleton & Son	P B H	3694	159.1
DeKalb	Otto Weaver	P B H	4290	158.7
Moultrie	Frank Emel	P B J	2355	158.4
DeKalb	T. E. Courtney	P B H	5156	158.3
" "	" "	"	4816	158.3
Champaign-Ford	Marriott & Baker	B S	3403	158.3
Kane #2	Vol C. Turner	"	3997	158.2
Moultrie	H. P. Bicknell	P B J	2586	158.0
Moultrie	L. D. Seass	"	2702	157.9
Macoupin-Madison	Pocklington Brothers	G H	4082	157.7
Kane #3	Mooseheart Dairy	P B H	4727	157.5



DeKalb	Otto Weaver	G H	4629	157.1
Kendall	G. D. Smith	P B H	5616	157.0
Winnebago #5	L. A. Larson & Sons	G H	4243	157.0
Boone #2	E. W. Ellingson	P B H	3593	156.8
Kane #3	Mooseheart Dairy	"	4715	156.7
Wabash Valley	J. E. Tuttle	P B G	2915	156.3
Stephenson #1	Melvin Dietmeier	G H	4677	156.1
Iroquois	A. E. Gudeman	"	4119	156.1
Kane #3	Mooseheart Dairy	"	5447	156.0
Winnebago #3	W. L. Phelps & Son	"	4647	156.0
Iroquois	Geo. Lesch	P B H	4970	155.7
Kane #3	F. E. Hummel	"	4747	155.6
St. Clair-Monroe-Randolph	Anel Ranz	G H	4094	155.6
Boone #1	Carmichael & Schaffer	"	3624	155.5
Tazewell #2	Mrs. T. LaRosh	G J	3284	155.3
Winnebago #2	F. E. McLarty	G H	4706	155.2
Winnebago #3	C. H. Nevens	P B H	4650	155.0
Champaign-Ford	L. E. Rust	G	3605	154.9
LaSalle-Marshall-Putnam	Vernon Hougas	P B G	3293	154.9
DeKalb	Otto Weaver	P B H	4353	154.7
Illinois State	Soldiers & Sailors Home	G H	4642	154.6
Winnebago #2	Waynard Whitman	H	4734	154.5
" "	Joe Lyford	P B J	3156	154.4
McHenry #1	Carey & Hanford	G G	2632	154.4
Tazewell #2	H. M. Wood	P B H	4351	154.3
" "	F. E. Swartzendruber	G J	2722	154.3
Stephenson #1	Ray Angle	P B H	4745	154.2
Whiteside	W. H. Lyon	M	3668	154.2
Winnebago #3	C. F. Kilker & Son	P B H	5032	153.9
Stephenson #2	E. R. Stauffacher	"	4615	153.6
Whiteside	Pettitt & Mohrman	G A	4565	153.5
Woodford	Lee Scherer	G H	4041	153.2
LaSalle-Marshall-Putnam	Harold Mills	G G	3349	153.2
Kane #3	Mooseheart Dairy	P B H	5097	152.9
" "	F. E. Hummel	"	3604	152.9
" "	Mooseheart Dairy	"	4868	152.3
Kane #2	Ben F. Porter	"	4715	152.3
Tazewell #2	F. E. Swartzendruber	P B J	2787	152.3
Kane #3	F. E. Hummel	P B H	4474	152.2
Winnebago #2	Emil Johnson & Sons	G H	3949	152.2
Winnebago #2	W. Sawdey	G J	2448	152.2
Vermilion-Edgar-Clark	C. R. Boland	G J	2769	152.1
Champaign-Ford	J. S. Douglas	H	3885	151.9
Wabash Valley	C. J. McCord	P B J	2822	151.4
Stephenson #1	Ray Angle	P B H	4244	151.2
Winnebago #3	L. A. Larson & Sons	P B H	4086	151.1
McHenry #2	Ralph Nichols	"	4153	151.0
DeKalb	L. E. Mullins	P B J	2644	150.9
Kane #2	Lees & Roush	G H	5034	150.8
Doles	Lafe Daily	G J	2839	150.7
DuPage #2	Country Home Farm	P B H	3827	150.7
Brown-Schuyler-Adams	Willer Brothers Dairy	P B J	3196	150.3

Not a three months' record.

C. S. Rhode  
J. G. Cash

Printed in furtherance of the Agricultural Extension Act approved by Congress May 8, 1914. H. W. Mumford, Director, Agricultural Extension Service, University of Illinois



DAIRY EXTENSION SERVICE

Report of

Dairy Herd Improvement Associations in Illinois

University of Illinois


May, 1935

Department of Dairy Husbandry

THE LIBRARY OF THE

SEP 13 1935

UNIVERSITY OF ILLINOIS



## PASTURE DAYS ARE HERE AGAIN

Pasture days are here again and much welcomed by the dairyman who has gone thru the winter with a shortage of feed. Plenty of fresh pasture which furnishes proteins, vitamins, minerals, and succulence will serve as a tonic and stimulate production on almost any cow regardless of how she was fed during the winter. With the turning on pasture there is a tendency for the dairyman to assume that his feeding problems are over until the pasture is gone. Unfortunately this is not altogether true. Heavy producing cows cannot consume enough pasture to get sufficient nutrients for maintaining their bodies and a high level of production thruout the pasture season.

Results from experimental work and the practical experience of successful dairymen suggest the following practices for feeding during the summer months:

1. Feed some grain to the heavier producing cows during early summer when pastures are good.

A. A good early pasture will furnish sufficient nutrients to maintain the body and a milk flow of from 15-20 pounds per day for Jerseys and Guernseys and from 20-25 pounds per day for Holsteins, Swiss, and other larger breeds.

B. Jerseys and Guernseys producing over 20 pounds of milk per day should receive a 12-percent grain ration at the rate of 1 pound of grain to each 4-4 $\frac{1}{2}$  pounds of milk produced over 20 pounds.

Holsteins and Swiss producing over 25 pounds of milk per day should receive a 12-percent grain ration at the rate of 1 pound to each 4-4 $\frac{1}{2}$  pounds of milk produced over 25 pounds.





The physical condition of cows also should be taken into consideration. Thin cows should receive grain at a higher rate.

2. The protein content of the grain ration should be increased as pastures dry up.

A. A 15-percent ration will usually meet conditions in late June when most pastures are in process of drying up.

B. An 18-percent ration is needed to supplement a dried-up pasture.

C. The rate of feeding grain should also be increased as the pasture fails.

Most of the cows are coming out of the winter in poorer condition than usual. The pasture season offers the dairyman an excellent opportunity to build up the physical condition of his cows at the least expense.

### HONOR LIST FOR APRIL

#### Average Production of Each Association

Association	Tester	No. herds	No. cows	Average milk	Average fat	Percent-age dry
McLean #1	R. Dauwelder	9	234	606	33.7	6.4
McLean #2	R. Dauwelder	11	107	623	32.3	14.0
Moultrie	P. J. Smith	23	298	724	31.9	10.4
Stephenson #1	Maurice Poppen	25	446	947	31.7	7.8
Lee #1	R. H. Beorup	16	260	859	31.7	7.7
Menard-Mason-Logan	Dana Boyd	8	78	751	31.5	7.7
Livingston	Dean Finch	23	282	735	31.0	7.4
Douglas	John Mitchell	16	160	655	30.4	13.8
Lake #1	Robert Howard	20	346	827	30.3	9.0
Fazewell #2	James Hoyt	24	334	691	30.3	12.0
Carroll	Wallace Williams	12	190	811	30.1	8.9
Ogle	Carl Lund	16	304	855	29.9	7.2
Vermilion-Edgar-Clark	Leonard McCoy	5	109	703	29.7	5.5
DeWitt-Macon	Ludie Knisley	13	168	611	29.6	10.7
Madison	Burford Plotner	8	125	716	29.5	8.0
Fazewell #1	Elbert Anderson	13	312	735	29.1	9.0
Coles	Marvin Fairchild	23	259	626	28.9	9.7
Vinnebago #3	Dale Langholz	26	392	837	28.8	6.9
St. Clair-Monroe-Randolph	Franz Schultze	18	284	675	28.5	12.7
Cane #3	Clarence Hellie	16	583	817	28.3	12.0
Champaign-Ford	Angus Taylor	23	242	648	28.3	7.9
Lake #2	K. A. Hoffman	22	485	734	27.5	8.7
DeKalb	Clarence Wales	24	408	751	27.3	11.8
McHenry #2	James Cox	19	466	777	27.2	9.2
Vill	W. H. Baldrige	20	581	733	27.2	10.0
Henry-Rock Island	K. E. Gustafson	20	296	730	27.2	10.8
Cane #2	Geo. H. Anderson	29	824	751	27.0	12.0
Bureau-Stark	Dana Boyd	13	197	738	26.9	12.7



Boone #2	Carl Wilson	22	428	714	27.6	8.4
Winnebago #2	Paul Cavello	28	461	675	26.6	8.5
Jersey-Greene-Morgan	Oren Nash	23	435	644	26.6	13.1
State Average		1088	19786	699	26.5	10.7
Illinois State	Raymond Baker	15	359	807	26.4	9.9
Kankakee	Russel Hallyard	20	305	725	25.8	10.5
Brown-Schuyler-Adams	James Hadden	25	396	593	25.8	11.4
Iroquois	Leonard McCoy	11	209	685	25.7	14.4
McHenry #1	Eldred Johnson	20	582	685	25.6	10.5
Whiteside	Oden Brown	28	474	664	25.5	12.0
Kendall	Wm. B. Gardner	15	215	638	25.4	8.8
Woodford	Paul Church	14	200	618	25.4	15.5
McHenry #3	Lloyd Fritsch	23	614	718	25.3	11.1
Wabash Valley	Charles York	20	276	549	25.3	10.5
Stephenson #2	Harry Sartorius	23	366	712	25.2	10.9
LaSalle-Marshall-Putnam	Alvin Misselt	32	480	592	25.2	11.5
Lee #2	Joe Miles	22	412	685	25.0	9.7
Poone #1	John H. Timm	17	359	654	24.6	9.7
Macoupin	H. E. Taube	16	275	724	24.4	6.2
Christian	W. D. Householder	23	384	550	24.3	11.2
DuPage #2	Lloyd Hein	16	367	642	24.2	12.3
Cook	Gerrit Laseur	16	410	641	24.2	13.2
JoDaviess	Carroll Spickler	18	292	637	23.9	19.2
Knox	Carl Boehle	20	353	541	23.5	12.2
DuPage #1	Chris Weigle	18	318	627	23.2	10.0
Lee-Bureau	Eugene Johnson	27	294	554	22.7	13.5
Hancock-Henderson	Harold Faulkner	19	262	524	22.4	14.5
Montgomery	Burford Plotner	9	99	519	22.3	20.2
Effingham	C. C. Masching	24	317	617	21.6	13.6
Boone #3	Chester Watts	28	514	608	21.5	10.1

Highest Producing Herd in Each Association

Association	Owner	No. cows	No. milk-ings daily	Breed	Milk	Fat
Tazewell #2	Walter Meyer	7	2	PB & GH	1702	57.1
Effingham	N. G. Priess	8	2	P B H	1342	52.7
Winnebago #3	Lungren Brothers	7	2	PB & GBS	1155	51.8
Winnebago #2	W. Crabb	6	2	P B H	1401	50.8
Lee #1	H. D. Ditsch & Son	6	2	"	1290	48.8
DeKalb	Joseph George	11	2	"	1284	47.2
Moultrie	L. A. Wheeler	8	2	PB & GJ	866	47.1
Ogle	J. W. Hemmingway	12	2	P B H	1277	46.9
McLean #1	Snow & Palmer	22	2	G G	834	45.3
Stephenson #1	Melvin Dietmier	19	2	PB & GH	1371	45.0
McLean #2	Roy Gilmore	10	2	PB & GJ	760	45.0
Henry-Rock Island	Ira S. Sellon & Sons	16	2	P B H	1441	44.4
McHenry #2	Ralph Nichols	18	2	PB & GH	1234	44.4
Cook	Palanois Farm #2	17	3	P B H	1173	44.3
McHenry #3	John Ellsworth	13	2	"	1041	43.7
Jersey-Greene-Morgan	Newton Short	10	2	P B J	679	43.3
Brown-Schuyler-Adams	Moorman Mfg. Co.	8	2	G H	1320	43.2



Livingston	Rudolph Kraft & Orr	10	2	P B H	1176	42.9
Kane #2	A. E. Howard	24	2	"	1110	42.7
Douglas	John Coslet	11	2-3	G G	870	42.6
Lake #1	Wray Brothers	16	2	P B H	1248	42.4
LaSalle-Marshall-Putnam	Douglas Knights	15	2	"	1112	42.1
Menard-Mason-Logan	W. D. Obcamp	13	2	G J	740	41.7
Carroll	Ward Weidman	16	2	G H	1267	41.6
Coles	Laurence Daily	12	2	P B H	1092	41.4
Jo Daviess	Hurlbert & Penticoff	18	2	PB & GH	1091	41.2
Boone #3	S. A. Ellsworth	15	2	P B H	1054	40.7
Wabash Valley	Marshall Smith	10	2	"	1107	40.1
Whiteside	A. L. Goodenough	19	2	"	1167	40.0
Whiteside	L. C. Lange	7	2	G H	1081	40.0
Champaign-Ford	Edw. Lindholm	12	2	PB & GG	834	39.9
Kendall	Wheeler Brothers	12	2	G H	1017	39.5
Kane #3	Geo. Hawkins	13	2-3	P B H	1135	39.4
McHenry #1	Anton M. Schmitt	24	2	"	1088	39.1
Vermilion-Edgar-Clark	W. A. Dennis	17	2	PB & GJ	766	39.0
DeWitt-Macon	Charles A. Black	10	2	PB & GJ	676	38.8
Tazewell #1	John A. McLauchlan	18	2	PB & GH	1261	38.4
Bureau-Stark	James A. Ames	11	2	Mixed	778	38.4
Christian	Earl Younker	9	2	G G	723	38.2
St. Clair-Monroe-Randolph	Easdale Brothers	19	2	PB & GJ	770	37.8
Iroquois	E. W. Sass	6	2	P B G	722	37.8
Knox	Ben D. Baird	9	2	PB & GG	746	37.2
Lake #2	Roney Farm #1	47	2	PB & GH	1112	37.1
Will	Haines & Labhart	15	2		993	37.0
Illinois State	Southern Ill. Pen.	67	2	G H	1059	36.8
Boone #2	Francis Schmitt	21	2	PB & GH	1030	36.6
Woodford	Lee Scherer	9	2	G H	1125	36.5
Stephenson #2	Floyd Dietmeier	15	2	"	1087	36.5
Lee #2	Harry Friedrichs	13	2	PB & GH	870	36.5
Lee-Bureau	Loren R. Hoge	10	2	"	1038	36.0
Kankakee	E. M. Wright & Son	26	2	Mixed	1080	35.6
DuPage #2	Country Home Farm	14	3	PB & GH	1048	35.6
Boone #1	A. Larson & Son	19	2	P B H	917	35.1
Hancock-Henderson	Loyd Dickson	8	2	P B G	696	34.6
DuPage #1	Chicago Guernsey Farm	34	2	"	691	34.4
Montgomery	Alfred Warner	10	2	Mixed	833	33.7
Madison	Frank Rinkel	22	2	H	828	33.2
Macoupin	Gline & Meier	14	2	G H	905	33.0

C. S. Rhode

J. C. Cash

Printed in furtherance of the Agricultural Extension Act  
 approved by Congress May 8, 1914. H. W. Mumford,  
 Director, Agricultural Extension Service,  
 University of Illinois.





DAIRY EXTENSION SERVICE

Report of

Dairy Herd Improvement Associations in Illinois

University of Illinois

June, 1935


Department of Dairy Husbandry

A DAIRY TOUR TO THE  
UNIVERSITY OF ILLINOIS

THE LIBRARY OF THE

SEP 13 1939

UNIVERSITY OF ILLINOIS



Eight hundred and seventy-four Dairy Herd Improvement Association members, families, and friends from twenty-nine counties attended dairy tours held at the University last year. Many requests have been made for tours again this year. Plans are being made to entertain groups during the second and third week in September. Start making plans now with your farm adviser, tester, other members of your association, and neighbor dairymen and notify the Dairy Department just as soon as you decide upon a definite date.

There are some outstanding demonstrations in the University dairy herd at the present time. One may see the results of using a good proved sire, selecting a young bull from a proved sire and good cow by a proved sire, mating a half-brother to a half-sister, selecting young sires from outstanding cow families and of close inbreeding.

Recent experimental data will be reviewed. The herdsman will discuss the practices followed in herd management and an inspection will be made of the experimental pastures.

These tours are for the whole family. Special arrangements will be made for the ladies. Picnic dinners may be held on the University grounds, if desired. Dairy Herd Improvement Association members are giving careful attention to a constructive improvement program. Therefore, a tour of this kind would be of special value to them.

All associations in the state are invited and urged to hold a tour at the University this summer. Remember the dates are the second and third weeks in September.

ILLINOIS DAIRY CATTLE BREEDING PROGRAM IN FULL STRIDE

Many Illinois dairymen have made great strides toward a more constructive dairy breeding program during the past few months. Holstein breeders in Tazewell County have organized a cooperative breeding association with four bulls in service. Two similar associations have been organized in Bureau County, one among the Holstein breeders with five bulls, and the other with Brown Swiss breeders with three bulls. The Ford County Guernsey Association was reorganized and expanded and now seven association bulls will be in service.





At least five other associations are in the process of organization; two in Livingston County and three between the herds at the various state institutions.

Twenty-six herd sires have been proven on a lactation basis from Dairy Herd Improvement Association records during the first five months of 1935.

Forty-seven proved cows have been reported. Examples taken from these show the value of a real brood cow. Maywood Jean Korndyke bred and owned by Maywood Farm produced six daughters from five different bulls. The average mature production of the daughters is 570.3 pounds of butterfat. Incidentally the present herd sire is a great grandson of the old cow, his dam being a daughter of the highest producing daughter of the old cow.

A similar example may be found in the Locust Knoll Jersey herd. Jardine's Bessie's Interest has four daughters in the herd, sired by two different bulls, thus making two pairs of full sisters. Their average mature production is 639.1 pounds of butterfat. The Locust Knoll herd sire is a grandson of the old cow, being out of one of her daughters and sired by the sire of two other daughters. Dairy Herd Improvement Association records brought to light the actual production of the cows in these families and have given a measure of their transmitting ability.

A McHenry County dairyman has a cow in his herd that has proved her transmitting ability thru several tested daughters. He mated this cow to his neighbor's proved sire to get his next herd sire.

Records are essential in a breeding program. It is important to prove dead sires and dead foundation cows as well as living sires and cows, for their progeny may still be in the herd. An effort is being made to bring all dairy cattle breeding information up to date. If lactation records on five or more dam and daughter pairs are available on a herd sire or lactation records are available on a cow and two or more daughters, it should be called to the attention of your tester and he should make the proper report.

#### HONOR LIST FOR MAY

##### Average Production of Each Association

Association	Tester	No. Herds	No. Cows	Average Milk	Average Fat	Percent- age Dry
McLean #2	Raymond Dauwalder	11	108	743	39.3	9.3
McLean #1	Raymond Dauwalder	9	232	645	35.5	8.2
Douglas	John Mitchell	17	173	752	35.2	11.6
Lee #1	Joe Miles	14	218	982	34.2	5.5
Stephenson #1	Maurice Poppen	26	469	1003	33.8	9.8
Ogle	Carl Lund	15	303	931	33.5	6.6
Lake #1	Robert Howard	20	341	916	33.1	6.5
Livingston	Dean Finch	25	274	799	33.0	9.9
Moultrie	P. J. Smith	22	302	752	33.0	7.9
Carroll	Wallace Williams	12	193	916	32.8	11.4
Henry-Rock Island	Kenneth Gustafson	18	244	858	32.8	9.0
Tazewell #2	James Hoyt	24	332	744	32.8	12.0
Champaign-Ford	Angus Taylor	28	261	744	32.4	9.2
DeWitt-Macon	Ludie Knisley	9	143	704	32.4	8.4
Coles	Marvin Fairchild	23	251	695	32.3	9.2



Will	W. H. Baldridge, Jr.	20	560	825	31.8	8.6
Menard-Mason-Logan	Dana Boyd	8	73	781	31.5	12.3
Winnebago #3	Dale Langholz	26	371	885	31.0	8.4
Winnebago #2	Paul Cavello	29	461	778	31.0	10.2
Kane #3	Clarence Hellie	16	606	876	30.8	14.5
Boone #2	Carl Wilson	22	421	801	30.4	9.3
Jo Daviess	Carroll Spickler	17	273	834	30.1	13.2
Kane #2	George Anderson	28	846	817	29.7	12.9
McHenry #2	James Cox	18	457	845	29.6	10.3
Stephenson #2	Harry Sartorius	23	375	846	29.5	9.1
DeKalb	Clarence Wales	23	384	812	29.4	10.7
Whiteside	Oden Brown	26	437	759	29.4	9.4
Brown-Schuyler-Adams	James Hadden	24	396	682	29.4	10.4
Bureau-Stark	Dana Boyd	13	195	814	29.3	15.4
State Average		1061	19182	766	29.2	10.9
Jersey-Greene-Morgan	Oren Nash	24	437	728	29.2	11.7
St. Clair-Monroe-Randolph	Franz Schultze	18	306	711	29.2	9.8
Hancock-Henderson	Harold Faulkner	19	269	678	29.0	11.2
Boone #1	John Timm	17	360	789	28.8	9.4
LaSalle-Marshall-Putnam	Alvin Misselt	27	425	703	28.8	10.8
Lake #2	Kenneth Hoffman	21	509	758	28.7	9.6
Vermilion-Edgar-Clark	Leonard McCoy	9	165	722	28.6	12.1
Lee #2	Joe Miles	23	428	782	28.1	10.3
Montgomery	Burford Plotner	9	108	654	28.1	13.9
Wabash Valley	Charles York	23	324	634	27.9	13.6
McHenry #1	Eldred Johnson	19	554	754	27.8	11.2
Iroquois	Leonard McCoy	12	228	736	27.7	13.2
Kendall	William Gardner	15	229	692	27.7	10.0
Knox	Carl Boehle	22	389	624	27.2	12.1
Kankakee	Warren Erschen	22	336	813	27.1	13.1
Madison	Burford Plotner	13	154	657	26.4	9.1
Christian	W. D. Householder	24	390	606	26.4	12.1
McHenry #3	Lloyd Fritsch	22	584	738	26.3	12.0
Boone #3	Chester Watts	26	490	720	26.1	11.8
Cook	Gerrit Laseur	16	397	673	25.6	12.6
Illinois State	Raymond Buker	15	866	783	25.5	12.2
DuPage #2	Lloyd Heim	19	443	665	25.4	13.5
Lee-Bureau	Eugene Johnson	27	298	652	25.2	11.4
Macoupin	H. E. Taube	13	256	687	24.5	7.4
Effingham	Charles Masching	24	301	677	22.9	12.6
Southern Illinois	Berlin Campbell	16	237	558	22.9	15.2

Highest Producing Herd in Each Association

Association	Owner	No. Cows	No. Milkings Daily	Breed	Milk	Fat
Cazewell #2	Walter H. Meyer	7	2	PB & GH	1624	53.0
Henry-Rock Island	Ira Sellon & Sons	17	2	P B H	1518	52.9
Lee #1	H. D. Ditsch	6	2	P B H	1364	52.2
Cook	Palanois Farm #2	17	3	P B H	1395	52.1
Winnebago #2	W. Crabb	5	2	P B H	1401	50.8
Effingham	N. G. Priess	8	2	P B H	1483	50.3
McHenry #3	John Ellsworth	13	2	P B H	1245	50.2
McLean #1	Snow & Palmer	23	2	G G	882	49.9



Douglas	Clyde Patterson	19	2	P B J	872	48.7
Stephenson #1	Roy Bowers	15	3	PB & GH	1502	48.6
Moultrie	L. A. Wheeler	9	2	PB & GJ	917	48.2
McLean #2	Harold Birchelbaw	9	2	G G	905	47.8
Iroquois	Edward Lustfeldt	11	2	P B B S	1174	47.7
Kane #2	A. E. Howard	24	2	P B H	1213	47.3
McHenry #2	Ralph Nichols	18	2	PB & GH	1349	47.2
Monard-Mason-Logan	Vernie Ethell	5	2	G G	977	47.0
Kankakee	E. E. Fox	6	2	Mixed	1453	46.6
Winnebago #3	E. Johnson & Son	13	2	G H	1448	46.1
Montgomery	John Smith	6	2	P B G	873	45.5
Lake #1	Wray Brothers	16	2	P B H	1359	45.4
Ogle	J. W. Hemingway	12	2	P B H	1179	45.4
Wabash Valley	Chester McCord	13	2	P B J	774	45.3
Carroll	Ward Weidman	15	2	G H	1339	44.2
Boone #2	Plambeck & Hughes	26	2	PB & GH	1315	43.9
Coles	Andrew Honn	10	2	PB & GJ	859	43.9
Boone #3	S. A. Ellsworth	16	2	P B H	1229	43.8
Livingston	J. B. Gerig	10	2	PB & GG	931	43.8
Jo Daviess	Hurlbert & Penticoff	16	2	PB & GH	1189	43.7
DeKalb	Harold Engh	20	2	G H	1177	43.6
Lec #2	Harry Friedrichs	13	2	Mixed	1035	43.0
Bureau-Stark	N. J. Finck & Sons	16	2	G H	1255	42.8
Whiteside	Loyal Garrison	12	2	G G	819	42.7
Brown-Schuyler-Adams	Moorman Mfg. Co.	8	2	G H	1452	42.3
Hancock-Henderson	Loyd Dickson	8	2	P B G	897	42.1
Kane #3	Silver Hill Farm	32	2-3	P B H	1110	41.8
Jersey-Greene-Morgan	J. V. Kallal & Sons	11	2-3	PB & GH	1244	41.1
LaSalle-Marshall-Putnam	Douglas Knights	16	2	P B H	1105	41.0
Stephenson #2	Floyd Dietmeier	17	2	G H	1259	40.6
Champaign-Ford	L. E. Rust	8	2	PB & GG	821	40.5
Knox	Ben D. Baird	9	2	PB & GG	809	40.3
DuPage #2	Country Home Farm	14	3	PB & GH	1141	40.1
Boone #1	Roy Lindberg	21	2	G H	1055	40.1
Lake #2	Vincent Kazmer	21	2	PB & GH	1095	40.0
Vermilion-Edgar-Clark	W. A. Dennis	18	2	PB & GJ	768	39.7
Hill	Wilhelm Finhold	19	2		1098	39.5
St. Clair-Monroe-Randolph	A. D. Fulton & Sons	18	2	G J	755	39.1
DeWitt-Macon	S. R. Griffin	24	2	PB & GJ	851	38.9
Christian	Earl Youlker	9	2	G G	767	38.9
Macoupin	Pocklington Bros.	15	2	PB & GH	1195	38.8
Lee-Bureau	Dave Parson & Son	9	2	PB & GH	1264	38.5
Madison	John Antinen	13	2	G H	949	38.2
McHenry #1	E. A. Thomas	15	2	P B H	1081	37.5
Mendall	Geo. D. Smith	14	2	PB & GH	936	37.0
Southern Illinois	E. Plumlee	9	2		733	33.6
Illinois State	Southern Ill., Pen.	67	2	G H	921	31.7

C. S. Rhode

J. G. Cash

Printed in furtherance of the Agricultural Extension Act approved by Congress May 8, 1914. H. W. Mumford, Director, Agricultural Extension Service, University of Illinois





DAIRY EXTENSION SERVICE

Report of

Dairy Herd Improvement Associations in Illinois

University of Illinois

July, 1935

Department of Dairy Husbandry

THE LIBRARY OF THE

SEP 13 1939

UNIVERSITY OF ILLINOIS

BETWEEN THE COVERS OF THE HERD BOOK

A

At the beginning of a year each Dairy Herd Improvement Association member is supplied with a new herd book. It is a blank book and has no more value than the cost of the paper and labor in making it. During the year a change takes place. At the close the member finds this herd book filled from cover to cover with valuable information. It has become a prized possession and has a high dollar and cents value. Let us turn the pages and briefly study the data.

The name and index number of the cows on test enable one to turn quickly to the desired information. Next we come to the monthly herd summary. These data show the relationship in the herd production from month to month. The results of feeding poor rations, culling inferior cows, and other changes affecting herd production and returns above feed cost show in this summary. It is a valuable aid in studying dairy herd management.

Next is the "individual cow records." When these records are complete all headings at the top of the page are filled in. (It is very important that this be done.) If the cow is registered the complete name and number of the cow, her sire and dam are found at the top of the page. All the known information on the sire and dam of grade cows is listed. These data are needed in proving sires and dams. The amount of milk and butterfat produced by the individual cow, the test of the milk, the amount and value of feed consumed, the value of the product, returns above cost of feed, and days in milk are all listed on the "individual cow record" sheets. This information on individual cows shows the higher producing, and high-profit making cows in the herds. Continuous complete records will point out the good brood cows and the ones that produce at a high level year after year. The individual cow records should be totaled in red on every line headed "total to date."

Near the back of the herd book are sheets headed "Yearly Herd Summary." At the end of the testing year, the complete record of each individual cow should be copied on this sheet and the yearly herd average found by totaling these records. The herd total and average should appear at the bottom of the page on the lines marked "total" and "average."

The "Cost of Feed" table found on the back of the "Yearly Herd Summary" makes possible comparisons of feed costs from month to month and year to year. It should be completed each month.

The detachable sheets, "Yearly Individual Cow Report Blanks" are filled out at the end of the year and sent to the Dairy Department.

The table on the inside of the back cover gives a history of the rations fed during the year.







PROVING SIREs AND COWs

Complete records are essential in proving sires and brood cows, which is a very important part of Dairy Herd Improvement Association work. During the first six months of 1935, 33 sires and 63 cows were proved in Lee #1, Wabash Valley, Tazewell #2, St. Clair-Monroe-Randolph, McHenry #1, Menard-Mason-Logan, Boone #2, Will, DeWitt-Macon-Piatt, Kane #2, Stephenson #1, Douglas, Jersey-Greene-Morgan, Lake #1, Moultrie, Whiteside, Livingston, Cook, and McHenry #3 Dairy Herd Improvement Associations. Many outstanding sires and brood cows were located. No doubt many more outstanding sires and cows are to be found in the herds of Illinois Dairy Herd Improvement Association members. If sufficient information is available for proving a sire or brood cow in your herd, call the attention of your tester to it.

TESTERS AND MEMBER COOPERATION

Each member should check over his herd book on each visit of the tester to see that it is complete and up to date before the tester leaves the farm. Much of the information required must be furnished by the member. Make the needed data available and ask the tester to make the records complete.

HONOR LIST FOR JUNE

Average Production of Each Association

Association	Tester	No. herds	No. cows	Average milk	Average fat	Percent-age dry
McLean #2	Raymond Dauwalder	13	153	689	35.5	8.5
McLean #1	Raymond Dauwalder	8	220	644	35.1	9.1
Douglas	James Bilbroy	15	154	732	34.6	7.1
Stephenson #1	Maurice Poppen	26	477	976	33.5	7.8
Coles	Marvin Fairchild	22	239	710	32.5	7.1
JoDavies	Carroll Spickler	20	343	859	31.9	7.3
Livingston	Dean Finch	26	291	781	31.8	7.6
Moultrie	P. J. Smith	24	298	713	31.7	6.7
DeWitt-Macon-Piatt	Ludie Knisley	15	213	675	31.6	3.8
Winnebago #3	Dale Langholz	24	319	885	31.1	4.1
Lake #1	Robert Howard	22	382	814	30.9	8.4
Champaign-Ford	Angus Taylor	25	246	692	30.8	7.3
Carroll	Wallace Williams	12	196	835	30.7	10.7
Bureau-Stark	K. Nielson	18	262	818	30.5	4.2
Boone #2	Carl Wilson	24	453	803	30.5	6.8
Tazewell #2	James Hoyt	24	328	714	30.5	11.6
Ogle	Carl Lund	17	334	858	30.4	9.3
Tazewell #1	Elbert Anderson	13	344	717	30.4	8.1
Lake #2	Kenneth Hoffman	20	518	811	30.3	7.9
DeKalb	Clarence Wales	24	397	840	30.2	9.8
Stephenson #2	Harry Sartorius	23	383	851	29.8	6.3
Lee #1	Carl Boehle	15	239	832	29.4	4.6
Will #1	W. H. Baldrige	22	569	783	29.4	7.6
Henry-Rock Island	K. E. Gustafson	20	300	765	29.3	10.3
Winnebago #2	Paul Cavello	24	394	740	29.2	11.4
Winnebago #1	James F. Carter	15	250	764	28.9	6.0
McHenry #2	James Cox	18	449	813	28.5	9.1
Kane #3	Clarence Hellie	16	608	809	28.2	15.5
State Average		1142	20850	730	28.0	10.1



Kane #2	Geo. Anderson	28	835	783	27.9	9.8
Whiteside	Oden Brown	26	449	720	27.9	7.6
Brown-Schuyler-Adams	James Hadden	25	423	626	27.8	10.2
McHenry #3	Lloyd Fritsch	24	629	768	27.7	9.1
Boone #3	Chester Watts	26	486	756	27.5	8.2
Lee-Bureau	Eugene Johnson	31	341	703	27.5	8.5
Kendall	William Gardner	15	223	697	27.5	12.1
Woodford	B. P. Froehling	13	170	701	27.4	7.6
Montgomery-Macoupin	Burford Plotner	9	91	628	27.4	14.3
Knox	Carl Boehle	20	380	621	27.3	8.7
Boone #1	John Timm	17	362	742	27.2	8.3
Vermilion-Edgar-Clark	Leonard McCoy	7	105	652	27.2	8.6
LaSalle-Marshall-Putnam	Alvin Misselt	32	494	647	27.0	13.0
Hancock-Henderson	Harold Faulkner	13	214	589	27.0	8.9
Cook	Gerrit Laseur	17	429	694	26.1	9.1
DuPage #2	Lloyd Hein	21	496	680	26.0	11.1
Kankakee	Warren Erschen	20	313	745	25.9	12.5
Will #2	Ben Trent	17	315	734	25.9	11.7
McHenry #1	Eldred Johnson	21	596	707	25.9	9.6
Lee #2	Joe Miles	23	431	695	25.6	8.8
Jersey-Greene-Morgan	Oren Nash	24	461	599	25.1	14.8
Wabash Valley	Charles York	21	301	553	25.1	20.6
Iroquois	Leonard McCoy	14	258	679	25.0	15.5
Madison	Burford Plotner	8	121	597	24.7	18.2
Whiteside #2	Kenneth Klendworth	10	155	702	24.3	7.1
St. Clair-Monroe-Randolph	Franz Schultze	18	290	580	24.0	15.5
Illinois State	Raymond Buker	15	870	707	23.0	18.0
Effingham	C. C. Masching	24	294	660	23.0	14.6
Christian	Louis Duerer	24	410	493	22.1	10.5
Southern Illinois	Berlin Campbell	16	233	533	22.0	12.4
Macoupin	H. E. Taube	18	316	559	20.3	13.0

Highest Producing Herd in Each Association

Association	Owner	No. cows	No. Milk-ings daily	Breed	Milk	Fat
Boone #3	S. A. Ellsworth	15	2	P B H	1540	55.5
Moultrie	L. A. Wheeler	9	2	PB & GJ	994	53.4
Stephenson #1	Roy Bowers	14	3	PB & GH	1596	53.3
Winnebago #3	Lungren Brothers	7	2	PB & GBS	1060	50.7
Coles	W. A. Myers	3	2	Mixed	1091	49.2
Carroll	Ward Weidman	16	2	G H	1427	49.0
McLean #1	Grant Kinsey	18	2	G G	941	48.7
McLean #2	Roy Gilmore	11	2	PB & GJ	899	48.0
Winnebago #2	W. Crabb	5	2	P B H	1275	47.2
Douglas	Clyde Patterson	18	2	P B J	839	46.5
Livingston	Frank Saville	9	2	PB & GG	742	46.4
Cook	Palanois Farm #2	17	3	P B H	1287	46.0
Kane #3	Moosheart Farm	45	2-3	P B H	1392	45.7
Boone #2	Timm & Ralston	15	2	PB & GH	1305	45.4
Effingham	N. G. Priess	8	2	P B H	1352	45.1
Bureau-Stark	Arnold Siebenthal	6	2	PBBS	1220	44.6
Henry-Rock Island	Ira S. Sellon & Sons	17	2	P B H	1477	44.4
Woodford	Walter Taylor	14	3	P B H	1322	44.3
Knox	B. E. Leigh	14	2	P B G	922	43.9
McHenry #3	John Ellsworth	13	2	P B H	1111	43.7



Kane #2	LaVerne Warford	22	2	P B H	1340	43.3
Kankakee	Mrs. Julia Dickman	16	2	Mixed	1344	43.1
Tazewell #2	Fred Weyhrich & Sons	11	2	G G	916	43.0
Lee #1	Joseph Rapp	9	2	G H	1117	42.9
Winnebago #1	Wayne Hested	9	2	G H	1256	42.7
Boone #1	Roy Lindberg	22	2	G H	1232	42.6
DeKalb	Joseph George	11	2	P B H	1249	42.2
Whiteside	A. L. Goodenough	18	2	P B H	1123	42.2
Proquois	Williams & Margrey	13	3	PB & GH	1138	41.8
JoDaviess	A. L. Frazier & Son	24	2	"	1223	41.7
LaSalle-Marshall-Putnam	R. V. McKee & Son	6	2	PB & GJ	755	41.5
Will #1	Alfred Krapf	12	2	PB & GH	1011	40.8
Wabash Valley	Chester McCord	13	2	P B J	706	40.5
Champaign-Ford	Edw. Lindholm	11	2	PB & GG	865	40.1
Lee-Bureau	Guy Borop	15	2	PB & GH	1221	40.0
Lake #1	Cold Spring Farm	11	2	P B H	1188	39.3
DeWitt-Macon-Piatt	S. R. Griffith	20	2	PB & GJ	850	39.1
Vermilion-Edgar-Clark	James D. Horner	9	2	P B G	752	39.1
Brown-Schuyler-Adams	Brown & Williams	17	2	PB & GJ	758	39.0
Ogle	J. W. Hemingway	12	2	P B H	1078	38.8
Lake #2	H. A. Howland & Son	15	2	PB & GG	799	38.6
Stephenson #2	D. S. Gingrich	12	2	G J	797	38.3
McHenry #2	Ralph Nichols	19	2	PB & GH	1072	38.0
Lee #2	Harold McCleary	17	2	G H	1215	37.9
Christian	Earl Younker	9	2	G G	778	37.6
Will #2	Ralph Kemmerer	7	2	G H	1079	37.1
Tazewell #1	Robins Nest Farm	20	2	PB & GH	1020	37.1
Kendall	Wilton Woolley	15	2	GH & GG	878	37.1
St. Clair-Monroe-Randolph	L. B. Eidman & Son	12	2	PB & GJ	766	37.1
Hancock-Henderson	Joe Vance	17	2	G G	717	37.0
Montgomery-Macoupin	John Smith	6	2	G G	732	36.9
DuPage #2	Country Home Farm	15	3	PB & GH	1131	36.8
Madison	Joe Titchenal	12	2	PB & GJ	694	36.4
McHenry #1	W. H. Gardner	22	2	P B H	1020	34.4
Whiteside #2	Fred Finnicum	16	2	PBES & GH	860	34.1
Southern Illinois	Wm. Ziegler	10	2	G G	674	33.6
Macoupin	Pocklington Bros.	15	2-3	PB & GH	957	33.3
Jersey-Greene-Morgan	S. F. Wehrly	8	2	G H	774	32.7
Illinois State	Ill. St. Reformatory	74	2	G H	938	31.4

REPORT OF ILLINOIS 500 POUND BUTTERFAT COW CLUB  
FIRST SIX MONTHS, 1935

Association	Owner	Breed	Milk	Fat
Carroll	Stronsdale Farm #1	P B H	12,828	492.5
Cook	Palenois Farm #2	"	12,236	482.8
Kane #3	Mooseheart Farm	"	13,066	455.2
Kane #3	Moosheart Farm	"	12,325	431.0
McHenry #1	Pine Tree Dairy Farm #1	"	11,724	426.0
Kane #3	Mooseheart Farm	"	13,620	423.1
Kane #3	George Hawkins	"	11,052	417.6
McLean #1	Snow & Palmer	G G	7,573	417.0
Tazewell #2	H. M. Wood	P B H	11,532	412.3
McLean #1	Snow & Palmer	M	7,894	410.8
McLean #2	Harold Birckelbaw	G G	7,293	398.5
St. Clair-Monroe-Randolph	Easdale Brothers	G J	8,183	395.8





Effingham	N. G. Priess	P B H	10,709	395.4
DeKalb	Joseph George	"	8,970	395.2
Stephenson #1	W. T. Rawleigh Co.	"	10,565	394.8
" #1	" " "	"	10,789	390.9
" #1	" " "	"	12,664	388.5
Madison	Oliver Spitze	"	10,507	386.9*
Whiteside	F. H. Reitzel	P B J	7,553	385.4
Livingston	Henry Kyburz	P B H	10,455	383.9
Kane #2	A. E. Howard	"	9,295	383.7
Illinois State	Illinois Penn.	G H	12,648	383.6
Stephenson #1	W. T. Rawleigh Co.	P B H	10,065	383.6
Boone #2	Fred J. Miller	"	9,702	383.1
McHenry #1	Pine Tree Dairy Farm #1	"	10,554	382.7
Douglas	J. I. Coslet	G G	8,206	380.9
Illinois State	State Reformatory	G H	11,273	379.0
Moultrie	L. D. Seass	P B J	6,829	378.5
Bureau-Stark	N. J. Finck & Sons	G H	10,766	373.1
Kane #2	A. E. Howard	P B H	9,189	371.3
St. Clair-Monroe-Randolph	L. B. Eidman & Son	P B J	7,290	369.7
Stephenson #1	W. T. Rawleigh Co.	P B H	11,382	365.2
Henry-Rock Island	I. S. Sellon & Sons	"	10,741	365.2
" " "	" " " "	"	11,580	364.4
Boone #2	Fred J. Miller	"	10,236	364.4
Kane #2	A. E. Howard	"	11,476	364.3
McHenry #1	Pine Tree Dairy Farm #1	"	11,157	363.8
Moultrie	L. D. Seass	G J	5,772	361.9
Boone #2	F. M. Davis	"	6,473	360.5
DuPage #2	Country Home Farm	P B H	9,914	358.0
Kankakee	A. J. Butz	"	9,651	357.4
Henry-Rock Island	I. S. Sellon & Sons	"	10,997	356.5
Kane #2	Lees & Roush	G G	6,135	356.1
Cook	A. Landmeier	P B H	9,784	355.7
Boone #2	F. M. Davis	G J	8,322	355.5
Winnebago #3	Lundquist & Herbert	G H	9,536	354.2
Kane #2	Lees & Roush	"	9,053	353.4
Kane #3	Mooseheart Farm	P B H	12,024	353.0
Carroll	Ren Williamson	"	9,242	350.5
McLean #1	Snow & Palmer	G G	6,872	350.2
Tazewell #2	F. E. Swartzdruber	P B J	6,337	349.7
Lake #1	Geo. Vose	"	7,965	347.7
McHenry #3	Peters Brothers	P B H	10,522	347.6
Stephenson #1	Roy Bowers	"	9,770	347.4
McHenry #2	Rolph Nichols	"	8,384	346.9
Kendall	Henry Wheeler	G H	9,871	346.6
Whiteside	A. L. Goodenough	P B H	9,259	346.6
Champaign-Ford	Geo. Maxwell	H	9,900	345.8
Stephenson #1	M. Dietmcier	G H	9,851	345.8
Boone #1	A. Larson & Son	P B H	9,254	345.5
Lake #1	Geo. Vose	"	7,603	345.1
Moultrie	L. D. Seass	P B J	5,576	345.1
LaSalle-Marshall-Putnam	R. V. McKee & Son	G J	6,106	344.5
Bureau-Stark	W. W. Kenney & Co.	P B H	9,480	343.2
Henry-Rock Island	Samuel Love	G H	9,658	342.6
Douglas	J. I. Coslet	G G	7,603	342.6





Kane #3	John Olson	G H	10,173	342.4
Stephenson #1	M. Dietmeier	G H	10,327	340.0
Fazewell #2	W. H. Meyer	"	9,208	339.4
Lee #1	H. D. Ditsch	P B H	8,016	338.7*
Kane #2	A. E. Howard	"	9,163	338.6
Stephenson #1	Roy Bowers	"	9,052	338.4
DeKalb	Otto Weaver	G H	8,894	337.6
Kane #3	Mooseheart Farm	P B H	11,491	337.0*
Lake #2	Roney Farm #1	G H	8,815	335.5
Coles	W. A. Meyer	G B S	8,571	334.1
Kane #2	A. E. Howard	P B H	7,693	333.8
Boone #1	A. Larson & Son	"	8,773	333.3
Kane #3	Mooseheart Farm	"	10,413	333.2
Fazewell #2	C. R. Barnes	P B J	6,322	332.7
Henry-Rock Island	D. W. Bollen	G G	6,305	332.7
Kane #2	LaVerne Warford	P B H	8,777	331.9
Fazewell #2	Milo Miller	"	10,161	331.6
Illinois State	Illinois Penn.	G H	10,074	331.1
" "	State Reformatory	"	9,764	330.3
Stephenson #1	M. Dietmeier	"	9,449	330.3
Brown-Schuyler-Adams	Moorman Mfg. Co.	"	10,509	330.2
Stephenson #1	W. T. Rawleigh Co.	P B H	10,503	328.4
Will	Frank Sayers	"	8,417	328.2*
McCoupin-Madison	Pocklington Bros.	G H	10,117	327.3
Stephenson #2	E. R. Stauffacher	P B H	9,187	327.3
McHenry #1	Pine Tree Dairy Farm #1	"	11,889	327.0
Illinois State	Illinois Penn.	G H	9,669	326.8
Lake #2	Earl Kane	G G	7,611	326.3
Lee-Bureau	Curtis Plum & Son	P B H	8,844	326.2
Kane #3	Mooseheart Farm	"	10,010	325.8
Carroll	Ward Weidman	G H	9,261	325.5
Boone #2	E. W. Ellingson	P B H	8,670	325.1
McHenry #1	Pine Tree Dairy Farm #1	P B B S	8,709	325.0
Henry-Rock Island	I. S. Sellon & Sons	P B H	10,356	324.8
Kane #2	LaVerne Warford	"	7,885	324.5
Boone #2	F. M. Davis	G J	6,707	324.5
Kane #2	A. E. Howard	P B H	9,512	323.8
St. Clair-Monroe-Randolph	Anel Ranz	G H	8,502	323.1
Wabash Valley	Chester McCord	P B J	4,869	323.1
DeKalb	Fox & Arison	P B H	9,360	321.6
Coles	Andrew Honn	G J	6,088	321.3
Winnebago #2	W. M. Crabb	P B H	7,449	321.2
Stephenson #1	Roy Bowers	G H	8,894	321.1
Boone #3	John A. Ralston	P B H	9,622	321.0
Whiteside	Wayne Lyon	G H	8,372	320.9
Fazewell #2	A. M. Eisele & Son	B S	8,151	319.5*
McLean #2	John Mays	P B J	5,247	319.5
Henry-Rock Island	L. L. Angevine	P B G	6,195	319.3
Lake #1	Wedgebrook Farm	P B H	8,182	317.0
Livingston	Henry Kyburz	"	9,641	316.8
Boone #2	E. W. Ellingson	"	8,371	316.8
Stephenson #2	E. R. Stauffacher	P B H	9,322	316.5
Stephenson #2	J. W. Henney	P B F S	7,582	316.4
Kane #3	Mooseheart Farm	P B H	9,426	315.7
DeKalb	Joseph George	"	8,315	315.7



Stephenson #1	Roy Angle	P D H	8,275	315.0
Jersey-Greene-Morgan	J. V. Kallal & Sons	"	10,702	314.8*
Boone #2	E. W. Ellingson	"	8,293	314.5
Kane #3	F. E. Hummel	"	9,172	313.8
Stephenson #1	Roy Angle	"	9,059	313.8
Kane #2	A. E. Howard	"	8,029	312.3
Wabash Valley	Chester McCord	P B J	5,812	311.7
McHenry #1	W. H. Gardner	P B H	8,736	311.5
Moultrie	V. I. Winings	P B J	5,805	311.0
Kane #3	Mooseheart Farm	P B H	9,957	310.2
Razewell #2	F. E. Swartzdruber	G J	4,860	309.6
LaSalle-Marshall-Putnam	Harold Mills	G G	6,817	309.5
Lake #1	H. K. Vose	P B H	9,308	309.2
Kendall	Henry Wheeler	G H	9,169	308.7
Moultrie	Frank Emel	P B J	4,777	308.3
Proquois	Ed Lustfeldt	P B B S	8,110	307.9
Moultrie	Mrs. Reta Wilson	P B J	5,459	307.9
McHenry #1	Pine Tree Dairy Farm #1	P B B S	8,428	307.7
Lake #2	Earl Kane	G G	6,151	307.4
Razewell #2	W. H. Meyer	G H	9,946	306.9
McHenry #3	Peters Brothers	P B H	8,084	306.3
Boone #1	Carmichael & Schaffer	G H	8,859	306.2
Kane #3	Mooseheart Farm	P B H	9,926	305.8
Cook	Polanois Farm #2	"	7,411	305.6
Boone #1	Carmichael & Schaffer	G H	8,588	305.3
Kane #2	Yeomen City of Childhood	P B H	9,471	305.0
Lake #1	Martin Olsen	G G	6,718	304.7
Winnebago #3	C.H. Nevens	P B H	8,920	304.5
Boone #1	Carmichael & Schaffer	G H	7,581	303.5
Coles	Lafe Daily	G J	5,624	303.1
Boone #2	F. M. Davis	P B J	6,058	303.0
Henry-Rock Island	Emery Doonan	G H	8,263	302.8
McLean #2	Alexander Guernsey Farm	G G	6,831	302.8
Illinois State	Illinois Penn.	G H	9,973	302.5
McDaviess	C. E. Hurlbert	"	5,737	302.5
LaSalle-Marshall-Putnam	Vernon Hougas	G G	5,748	302.4
Stephenson #1	M. Dietmeier	P B H	9,290	302.1
Kane #2	LaVerne Warford	"	8,812	301.9
Kane #3	Mooseheart Farm	"	9,527	300.7*
McHenry #1	E. A. Thomas	G H	9,387	300.7
Stephenson #2	E. R. Stauffacher	P B H	9,518	300.6
Moultrie	L. D. Seass	P B J	4,947	300.2
Champaign-Ford	Marriott & Baker	B S	6,748	299.6
Winnebago #1	Joe Lyford	P B J	6,037	299.6
Boone #2	V. C. Turner	"	8,212	299.3
Livingston	M. D. Fugate	P B J	5,357	299.2
Waukegan	Geo. Grob	G H	7,361	298.6*
Whiteside	Pettitt & Mohrman	"	8,107	298.4
Cook	Polanois Farm #2	P B H	9,019	298.0
Lee-Bureau	Short & Johnson	"	7,991	297.9
McKalb	Elwood & Nelson	"	8,337	297.6
LaSalle-Marshall-Putnam	Vernon Hougas	P B G	6,492	297.4
St. Clair-Monroe-Randolph	L. B. Eidman & Son	G J	6,088	297.4
" " "	Epsdale Brothers	"	6,705	297.2
Kane #2	Lees & Roush	G H	6,912	296.2



Kane #3	F. E. Hummel	P B H	9,425	296.0
Bureau-Stark	N. J. Finck & Sons	G H	8,488	296.0
LaSalle-Marshall-Putnam	Douglas Knights	P B H	8,293	295.7
Kendall	Geo. D. Smith	"	10,330	295.3
McHenry #1	W. H. Gardner	"	9,922	295.3
Iroquois	Ed Lustfeldt	P B B S	8,091	295.2
Pazewell #2	F. E. Swartzdruber	P B J	5,019	295.2
Kane #3	Geo. Hawkins	P B H	10,134	295.1
Stephenson #1	Ray Angle	"	7,878	295.1
Cook	Palanois Farm #2	"	8,171	294.9
Bureau-Stark	E. B. Anderson & Son	"	7,377	294.8
Winnebago #2	Will Sawdey	G J	4,821	294.5
Winnebago #1	W. H. Phelps & Son	G H	8,563	294.4
Stephenson #1	Ray Angle	P B H	8,937	294.3
McHenry #1	Pine Tree Dairy Farm #1	P B B S	7,203	293.8
Livingston	E. B. Reeves & Son	P B J	5,702	293.8
Kendall	Henry Wheeler	G H	8,333	293.7
Wabash Valley	J. W. Childress	P B J	5,721	293.7
Carroll	Ward Weidman	G H	8,465	293.5
McHenry #3	Harmony Hills	P B H	7,368	293.5
Illinois State	Soldiers & Sailors Home	G H	8,645	293.4
Lake #1	Knigge Brothers	G B S	7,151	292.4
Pazewell #2	H. M. Wood	P B H	8,438	292.3
McHenry #2	Ralph Nichols	"	8,411	292.3
Moultrie	H. P. Bickmel	P B J	4,944	292.2
Kane #2	Ben F. Porter	"	9,074	292.0
Brown-Schuyler-Adams	Moorman Experiment Farm	G H	9,739	291.9
Kendall	Geo. D. Smith	P B H	8,795	291.7
Moultrie	Orall Bundy	P B J	4,642	290.3
Stephenson #1	W. T. Rawleigh Co.	P B H	14,069	290.0
DeKalb	Fox & Arison	"	6,909	289.8
McDaviess	Adolph Krug	G B S	6,083	289.5
Winnebago #3	C. L. Nevens	P B H	6,988	289.1
Winnebago #3	C. H. Nevens	"	8,374	288.9
Macopin-Madison	Pocklington Brothers	"	9,083	288.7
Pazewell #2	Chris Yordy	G G	6,413	288.6
McHenry #1	Wa. Justen	G H	8,257	288.2
McHenry #2	Ralph Nichols	P B H	7,913	288.2
Winnebago #2	C. F. Kilker & Son.	"	9,712	288.0
Effingham	N. G. Priess	P B H	7,281	287.9
Moone #2	E. W. Ellingson	"	6,989	287.5
Moone #2	" "	"	7,294	287.3
Effingham	L. M. Dial	P B J	5,439	287.2
Moles	F. P. Rose	G J	3,898	287.2
Wabash Valley	Chester McCord	P B J	5,417	287.1
Pazewell #2	F. J. Weyhrich & Son	M	7,742	286.9
Henry-Rock Island	L. L. Angevine	P B H	7,130	286.9
Pazewell #2	A. M. Eisele & Son	G B S	8,304	286.4
Whiteside	Abe Frey	M	7,350	286.3
Henry-Rock Island	I. S. Sellon & Sons	P B H	8,982	286.1
Kane #3	F. E. Hummel	"	8,529	286.1
McDaviess	Bonjour & KupperSmith	F B H	7,742	285.9
Winnebago #1	W. Hested	G H	7,097	285.8
Whiteside	Wayne Lyon	M	6,554	285.7
DeKalb	Elwood & Nelson	P B H	7,402	285.6





St. Clair-Monroe-Randolph	L. B. Eidman & Son	P B J	5,987	285.2
Kane #2	Lees & Roush	G H	9,227	285.1
McHenry #2	Maywood Farm	P B H	6,736	284.8
Kane #3	F. E. Hummel	"	7,653	284.5
Lake #1	Earl Kane	G G	7,591	284.4
Boone #1	Carmichael & Schaffer	G H	6,924	284.3
Wabash Valley	J. E. Tuttle	P B G	5,182	284.1
Iroquois	A. E. Gudeman	G H	7,604	284.0
St. Clair-Monroe-Randolph	A. D. Fulton & Sons	G J	4,912	283.7
DeKalb	L. E. Mullins	P B J	4,862	283.5
McHenry #2	W. H. Williams	G H	6,825	283.4*
McHenry #1	E. A. Thomas	P B H	7,162	283.2*
Stephenson #1	Roy Bowers	G H	10,133	283.0
Moultrie	H. P. Bicknel	P B J	4,995	283.0
Boone #3	S. A. Ellsworth	P B H	7,822	282.7
Illinois State	State Reformatory	G H	8,527	282.4
McHenry #1	C. J. Jepson	"	8,132	282.2
Kane #2	Ben F. Porter	P B H	8,811	281.9
Iroquois	Carl Frey	P B G	5,332	281.7
Winnebago #3	C. F. Kilker & Son	P B H	8,709	281.6
Winnebago #1	W. Hested	G H	7,095	281.5
Whiteside	A. L. Goodenough	P B H	8,362	281.1
St. Clair-Monroe-Randolph	A. D. Fulton & Sons	G J	4,680	281.1
Stephenson #1	Walter Splinter	P B H	7,938	280.6
Menard-Mason-Logan	Vernie Ethell	G G	6,118	280.6*
Brown-Schuyler-Adams	L. H. Durst	G G	6,565	280.5
Tazewell #2	Robert Allen	G G	5,067	280.0
Winnebago #1	F. E. McLarty	G H	8,777	279.4
LaSalle-Marshall-Putnam	Harold Mills	G G	6,132	279.4
Winnebago #2	M. Whitman	H	8,478	279.3
Tazewell #2	F. E. Swartzdruber	G J	6,151	279.3
DeKalb	T. E. Courtney	P B H	8,289	279.2
DeKalb	Otto Weaver	"	7,558	279.0
McLean #2	Wm. Moys	P B J	4,000	279.0
McHenry #1	Pine Tree Dairy Farm #1	P B H	8,669	278.9
Wabash Valley	G. E. Risley	G J	6,540	278.5
Livingston	Les Schade	G G	6,406	278.4
Lee #1	Rockyford Dairy	P B H	7,392	278.2*
Livingston	Frank Saville	P B G	4,333	278.0
Winnebago #3	Emil Johnson & Sons	G H	8,202	277.5
Livingston	Frank Saville	G G	4,280	277.5
Lee #1	H. D. Ditsch	P B H	8,351	277.4*
Kane #2	A. E. Howard	P B H	6,670	277.4
Tazewell #2	L. Weyhrich	G G	4,671	277.1
Livingston	Frank Saville	P B G	4,673	276.8
Brown-Schuyler-Adams	Willer Bros. Dairy	P B J	5,940	276.7
Kane #3	Mooseheart Farm	P B H	7,911	276.4
Livingston	Henry Kyburz	"	7,815	276.4
Stephenson #2	E. R. Stauffacher	"	8,767	275.8
Whiteside	F. K. Borge	G H	8,081	275.8
Winnebago #3	Lundquist & Herbert	"	8,162	275.7
Kane #2	V. C. Turner	"	7,861	275.5
DeKalb	Otto Weaver	P B H	7,254	275.5
Moultrie	W. F. Farrell	G J	5,205	275.4
Lee #1	Vern Pomeroy	G H	8,124	275.0*
Moultrie	H. P. Bicknel	P B J	5,336	274.4





Wazewell #2	W. H. Meyer	H	9,200	273.8
McHenry #1	Carey & Hanford	G G	4,768	273.7
Stephenson #1	Ray Angle	P B H	8,033	273.6
Winnebago #3	L. A. Larson & Sons	G H	7,962	273.6*
Wane #2	A. E. Howard	P B H	7,544	273.6
McHenry #2	Maywood Farm	"	8,000	273.2
Stephenson #1	Walter Splinter	"	9,774	272.7
Livingston	M. D. Fugate	P B J	6,378	272.6
Brown-Schuyler-Adams	Willer Bros. Dairy	G G	6,599	272.3
Marquois	Mrs. C. W. Eisenman	"	4,637	272.3*
St. Clair-Monroe-Randolph	L. B. Eidman & Son	G J	4,802	272.1
Moone #3	S. A. Ellsworth	P B H	6,726	272.0
Wade #1	C. L. Bothe	G G	7,426	271.9*
Abash Valley	G. E. Risley	G J	6,251	271.9
Persey-Greene-Morgan	J. V. Kallal & Sons	P B H	8,120	271.7*
Moone #3	S. A. Ellsworth	"	8,040	271.7
Livingston	Kraft & Orr	"	7,750	271.6
Wazewell #2	Chris Yordy	P B G	5,850	271.5
Winnebago #1	W. H. Phelps & Son	P B H	8,208	270.5
St. Clair-Monroe-Randolph	E. A. Stein & Bro.	G G	6,771	270.4
Illinois State	Jacksonville State Hospital	G H	10,046	270.2
Wazewell #2	Chris Yordy	G G	5,520	270.2
Stephenson #1	Roy Bowers	P B H	8,801	269.9
WuPage #2	Country Home Farm	G H	8,656	269.8
Champaign-Ford	Marriott & Baker	B S	7,145	269.2
Poultrye	L. D. Seass	G J	6,664	269.2
Winnebago #3	Emil Johnson & Sons	G H	7,307	268.6
Wade #1	H. D. Ditsch	P B H	7,217	268.3*
Wazewell #2	H. M. Wood	"	7,670	268.0
Livingston	L. A. Pearson	"	7,382	268.0
McHenry	L. Hegeman	P B H	7,163	267.8*
Wade #1	Joe Rapp	G Y	6,255	267.8*
St. Clair-Monroe-Randolph	J. L. Allison	P B J	5,682	267.7
Winnebago #2	O. J. Sundstrand	G H	8,490	267.5
Winnebago #3	V. S. Spickler	G G	4,685	267.4*
Winnebago #3	Emil Johnson & Sons	G H	8,302	267.0
Livingston	Kraft & Orr	P B H	7,508	267.0
Abash Valley	Chester McCord	P B J	4,808	267.0
Poultrye	V. I. Winings	P B J	5,243	266.3
Wazewell #2	C. R. Barnes	G J	4,561	266.2
Winnebago #3	Nicolson Brothers	G H	7,223	265.9
Winnebago #3	Lungren Brothers	P B B S	5,855	265.5
Winnebago #1	Joe Lyford	P B J	4,657	265.4
Million-Edgar-Clark	J. J. Herman	G H	7,200	265.1
Persey-Greene-Morgan	Newton Short	P B J	4,348	265.1*
Wazewell #2	Louis Koch	G J	4,401	264.9
Henry-Rock Island	L. L. Angevine	G G	5,064	264.6
Wade #1	H. Dunker	P B H	8,426	264.4
Winnebago #3	D. C. Dow	G H	7,624	264.1
DeSalle-Marshall-Putnam	Harold Mills	G G	5,132	263.8
Wane #2	A. E. Howard	P B H	5,958	263.6
Wane #2	LaVerne Warford	"	7,683	263.5
Marquois	Geo. Lesch	P B H	9,547	262.7
Winnebago #3	Lungren Brothers	M	5,372	262.6
Winnebago #1	Geo. Pepper	G J	5,586	262.3
Wales	Cooper & Alexander	"	4,513	262.2*



DuPage #2	Country Home Farm	P B H	7,732	261.7
Kendall	Henry Wheeler	G H	6,365	260.8
Kankakee	J. L. Savage	"	7,087	260.4
LaSalle-Marshall-Putnam	Robert Pringle	P B H	7,193	260.1*
Winnebago #1	W. Hested	G H	6,631	260.1
Winnebago #3	Sam Goldy	P B H	6,492	260.1
Lake #1	H. Dunker	"	7,336	259.5
Kane #3	Mooseheart Farm	"	9,647	259.4
Winnebago #1	W. H. Phelps & Son	M	8,595	259.4
Lee-Bureau	Curtis Plum & Son	P B H	7,763	259.0
Coles	Tony Rathe	P B J	4,504	259.0
Hazewell #2	Ben Koch	G J	5,620	258.5
DeKalb	T. E. Courtney	P B H	8,263	258.4
DeWitt-Macon	S. R. Griffin	P B J	5,420	258.4
Coles	L. C. Daily	P B H	7,394	258.3
Kankakee	Philip Surprenant	"	8,363	258.1
Winnebago #3	Lungren Brothers	G B S	5,231	258.1
Proquois	Carl Frey	P B G	4,909	257.9
McHenry #2	Ralph Nichols	P B H	7,340	257.5
Bureau-Stark	H. B. Chase & Son	G B S	6,680	256.7
McHenry #1	W. H. Gardner	P B H	7,928	256.6
Lee #1	Rockyford Dairy	"	6,882	256.6*
Winnebago #3	Lungren Brothers	P B B S	6,033	256.6
Abash Valley	Chester McCord	P B J	3,989	256.5
Lee #1	Rockyford Dairy	P B H	6,603	256.4*
Kane #3	Mooseheart Farm	"	7,530	256.3
Kankakee	Geo. Grob	M	5,863	256.0*
Kane #3	Geo. Hawkins	P B H	7,025	255.8
Winnebago #2	W. M. Crabb	"	6,850	255.3
Champaign-Ford	J. S. Douglas	H	6,767	255.3
Lake #2	Roney Farm #1	G H	6,920	255.3*
Champaign-Ford	L. E. Rust	G	5,936	255.2*
Illinois State	State Reformatory	G H	8,326	255.1
Stephenson #2	D. S. Gingrich	G J	4,929	255.1
Kane #3	F. E. Hummel	P B H	7,792	254.9
Winnebago #2	W. M. Crabb	P B H	7,497	254.7
McLean #2	W. M. Mays	P B J	4,155	254.4
Abash Valley	Chester McCord	"	3,693	254.3
Hazewell #2	W. H. Meyer	G H	8,110	254.2
Whiteside	LeRoy Lange	G H	7,694	254.0
DeKalb	Peter Bastion Est.	P B H	7,015	254.0
Whiteside	L. L. Garrison	G G	5,169	253.4
Kane #3	Mooseheart Farm	P B H	7,799	253.3
Jerusalem-Edgar-Clark	J. J. Herman	G H	8,670	253.0
Kane #2	LaVerne Warford	P B H	7,882	253.0
Whiteside	Landis Shaible	G H	7,764	252.8
Macoupin-Madison	Pocklington Bros.	"	7,016	252.3
Stephenson #2	E. R. Stauffacher	P B H	8,463	252.0
DeWitt-Macon	G. D. Herrick	G G	5,494	251.7
Hazewell #2	H. M. Wood	P B H	7,001	251.6
Macoupin-Madison	Pocklington Bros.	"	7,355	251.5
Stephenson #2	J. W. Heeney	P B B S	5,926	251.5
Jersey-Greene-Morgan	Wm. Moore	G H	7,264	251.1*
Boone #3	S. A. Ellsworth	P B H	6,636	250.9
Kane #2	A. E. Howard	"	6,598	250.5
Pultrie	W. F. Farrell	G J	4,833	250.5

Not a full six months' record

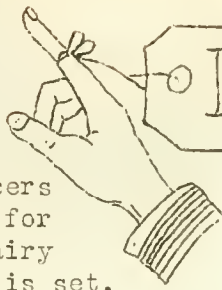
C. S. Rhode

J. G. Cash



Dear Tester:

Don't forget the dairy tours to the University the second and third weeks in September. If your association hasn't already made plans discuss the matter with your farm adviser and the officers of your association. Remember the tour is for the whole family. Be sure to notify the Dairy Department just as soon as a definite date is set.



Don't forget

THE LIBRARY OF THE  
SEP 13 1939  
UNIVERSITY OF ILLINOIS

### MEMBERSHIP

Sixty-one associations operating in June reported a total of 1,168 members or an average of 19.1 members per association. This indicates that the 61 associations are not rendering service to the greatest possible number of dairymen. Each association should be serving at least 25 dairymen. Five associations reported less than 9 members, 24 between 10 and 19 members, 25 between 20 and 25, and only 7 had over 25. A tester should not be satisfied until he has a complete membership for his association. Every man that milks cows is a prospect. Get the farm adviser, officers, and members of your association to help you and add members to your list. Go after members, don't wait for them to come to you.

### ORGANIZATION OF ASSOCIATION


Most counties find it to advantage to have the association organized and governed by the officers elected from the members. The officers should be of great assistance in the organization and managing of the association. In many associations the officers are active in signing up new members, planning tours and meetings, and aiding in other ways of keeping interest in the association.

If your association is not organized at the present time, the advisability of organizing should be discussed with your farm adviser.

### PROVEN SIRES

The proven sire report sent out by the U.S.D.A. Bureau of Dairying for the first six months of 1935 shows Illinois far below its quota in number of proven sires. Illinois was sixteenth in the list with 25 or 43.86 percent of the 1935 quota. Data are available on a sufficient number of sires to make twice the quota. An attempt is being made to make 1935 an up-to-date D.H.I.A. year. Every tester should cooperate and prove every sire for which information is available. If this is done the members will have the information which is due them, the quota will be made, and next year the only sire work will be to reprove with additional comparisons and to prove new bulls as information becomes available. The records of your members are a "cemetery" of facts. Bring these facts to life by digging them out and making them available for use in the breeding program.

Information on sires will be given each tester at the sectional conferences this fall. Be sure to get your comparisons in at once in order that your members can get their good transmitting sires in this list.



August 15, 1935

J. G. Cash







DAIRY EXTENSION SERVICE

Report of

Dairy Herd Improvement Associations in Illinois

University of Illinois

August, 1935

Department of Dairy Husbandry

# A BROOD COW'S FAMILY

The proved cow record blanks reveal that many of the higher producing transmitting cows. Twenty-four from the beginning of this work on January 1, 1935. To qualify for registration, a cow must have one lactation record and have at least two daughters with lactation records. Most of the individuals back to one originating diagram illustrates a family in an Illinois

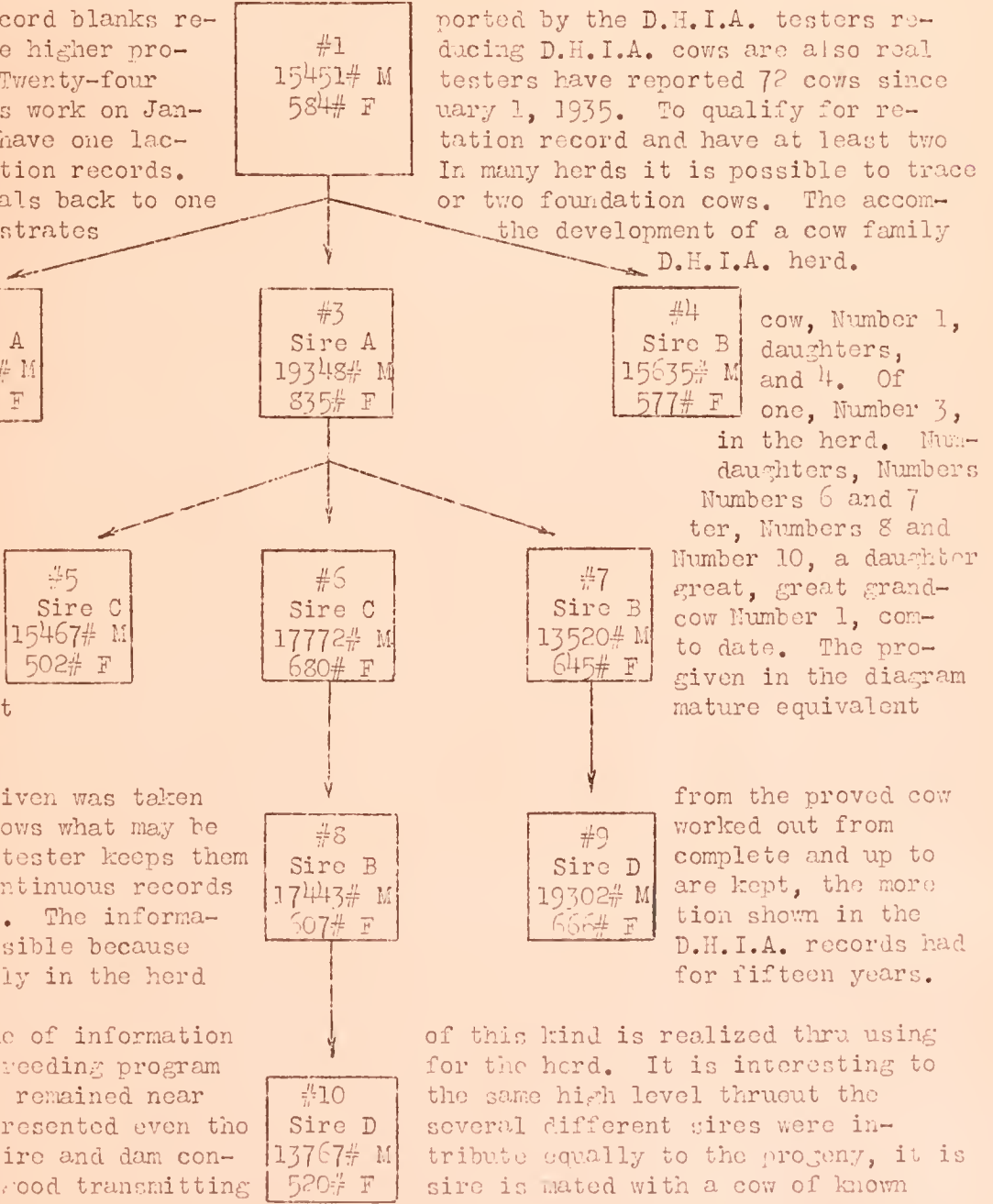
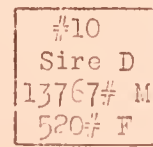
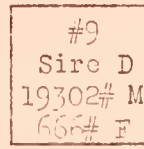
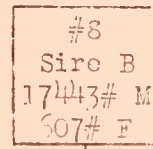
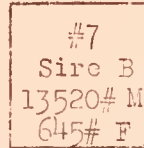
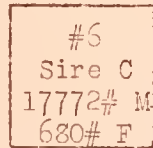
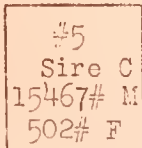
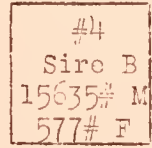
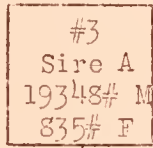
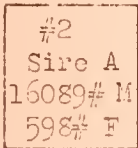
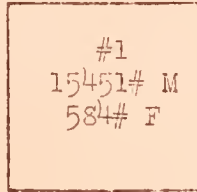
The brood cow and three daughters, Numbers 2, 3, and 4. Of these only one, Number 3, left any progeny. Number 3 had three daughters, Numbers 6, 7, and 8. Each had a daughter, respectively, Numbers 9, 10, and 11. Number 11, a daughter of brood cow, completes the family. Lactation records represent the highest record of each cow.

The information given was taken from the proved cow record blanks and shows what may be deduced from these blanks if the tester keeps them up to date. The longer continuous records available they become. The information in the diagram was made possible because records have been kept continuously in the herd.

The greatest value of information is realized in planning the breeding program. Note that production remained near the same high level throughout the several generations represented even though several different sires were involved. Since the sire and dam contribute equally to the progeny, it is obvious that when a good transmitting sire is mated with a cow of known high transmitting ability, the chances of the resulting progeny being high producers is greater than when a good sire is mated with a cow of unknown transmitting ability. Bull calves from proven cows sired by good transmitting sires should be in demand for future herd sires. Heifer calves for herd replacements should be similarly selected.

ported by the D.H.I.A. testers reducing D.H.I.A. cows are also real testers have reported 72 cows since January 1, 1935. To qualify for registration record and have at least two daughters with lactation records. In many herds it is possible to trace back or two foundation cows. The accompanying diagram illustrates the development of a cow family in a D.H.I.A. herd.

cow, Number 1, daughters, Numbers 2, 3, and 4. Of these only one, Number 3, left any progeny. Number 3 had three daughters, Numbers 6, 7, and 8. Each had a daughter, respectively, Numbers 9, 10, and 11. Number 11, a daughter of brood cow, completes the family. Lactation records represent the highest record of each cow.





DAIRY TOURS

A large number of counties have sent in the date for their dairy tour to the University. The tour will be worth while for anyone interested in dairying. An inspection of the University herd will be made, outstanding demonstrations will be pointed out, practical dairy management will be discussed and hay and pasture plots will be visited.

SEPTEMBER						
Sun	Mon	Tues	Wed	Thurs	Fri	Sat
1	2	3	4	5	6	7
8	Dairy Tours to the University					14
15						21
22 29	23 30	24	25	26	27	28

There are some outstanding demonstrations in the University dairy herd at the present time. Those attending the tour may see the results of mating a good proved sire, selecting a young bull from a proved sire and a good cow by a proved sire, mating a half-brother to a half-sister, selecting young sires from outstanding cow families and close inbreeding.

These tours are for the whole family. Special arrangements may be made for the ladies. Remember the dates--the second and third weeks in September. If your county hasn't already made plans, talk to your tester, farm adviser and other members and make definite plans. Be sure somebody notifies the Department of Dairy Husbandry of the date.

HONOR LIST FOR JULY

Average Production of Each Association

Association	Tester	No. herds	No. cows	Average milk	Average fat	Percentage dry
DeLean #1	Raymond Dauwalder	8	219	638	34.1	5.9
DeLean #2	Raymond Dauwalder	13	151	631	32.8	6.0
DePhenson #1	Maurice Poppen	29	525	891	32.3	6.7
DeNard-Mason-Logan	Ludie Knisley	3	27	756	30.7	6.03
DeNes	Marvin Fairchild	22	239	680	30.6	10.9
DeNuglas	Harold Sutter	13	134	657	30.6	11.2
DePultrie	P. J. Smith	22	287	663	30.1	8.7
DeRazewell #2	J. C. Hoyt	24	321	705	29.8	12.1
DeRy-Rock Island	K. E. Gustafson	19	257	770	29.7	8.9
DeRazewell #1	Elbert Anderson	13	355	726	29.5	6.8
DeRroll	Wallace Williams	12	194	766	29.0	8.2
DeRampaign-Ford	Angus Taylor	27	260	637	29.0	8.8
DeRle	Carl H. Lund	16	324	813	28.7	7.7
DeRdaviess	Carroll Spickler	21	362	774	28.1	8.3
DeRntgomery-Macoupin	Burford Plotner	9	92	611	27.8	8.7
DeRrean-Stark	Kenneth Nielson	19	277	718	27.7	3.0
DeRrue #2	K. A. Hoffman	18	459	744	27.5	7.8
DeRvingston	Dean Finch	25	278	645	27.5	9.0
DeRrue #1	Robert Howard	23	399	732	27.4	10.0
DeRrox	Jack Owens	17	330	636	27.4	7.3
DeRWitt-Macon-Piatt	Ludie Knisley	12	193	603	27.4	5.7
DeRrone #2	Carl Wilson	21	412	681	26.4	9.2
DeRrone #3	Clarence Hellic	16	413	756	26.3	15.3



Lee #1	Carl Boehle	25	364	714	26.2	7.1
Lee-Bureau	Eugene Johnson	31	345	641	26.1	8.1
Jersey-Greene-Morgan	Oren Nash	22	405	597	25.7	11.1
State Average		1086	19880	659	25.4	10.7
Kane #2	Geo. H. Anderson	27	798	716	25.2	9.9
Brown-Schuyler-Adams	James Hadden	25	425	567	25.2	11.5
Will #1	W. H. Baldrige, Jr.	22	580	673	25.1	8.1
Whiteside #1	Oden E. Brown	24	433	629	25.0	10.4
Boone #3	Chester Watts	27	483	686	24.7	9.3
Winnebago #2	Paul Cavello	23	381	638	24.7	10.8
LaSalle-Marshall-Putnam	Alvin Misselt	27	420	619	24.7	12.1
Kendall	Wm. Gardner	15	220	595	24.6	8.2
Stephenson #2	Harry Sartorius	25	424	704	24.5	5.9
McHenry #2	James H. Cox	18	459	683	24.5	11.3
Boone #1	John H. Timm	16	344	666	24.0	7.5
Madison	Burford Plotner	12	136	616	24.0	15.2
Wabash Valley	Charles York	24	348	540	23.9	15.2
DuPage #1	Chris. Weigele	18	317	634	23.8	10.1
Hancock	Harold Faulkner	11	191	532	23.8	9.9
McHenry #3	Lloyd Fritsch	23	619	664	23.7	11.1
McHenry #1	Eldred Johnson	19	551	650	23.6	13.2
Kankakee	Warren Erschen	21	348	639	23.6	8.6
Iroquois	Leonard McCoy	15	260	615	23.5	17.3
Will #2	Ben Trent	18	329	609	22.9	14.9
Vermilion-Edgar-Clark	Leonard McCoy	9	148	568	22.9	9.5
Southern Illinois	Berlin Campbell	16	226	537	22.8	15.0
St. Clair-Monroe-Randolph	Franz Schultze	18	292	535	22.5	20.2
Lee #2	Joe Miles	23	420	590	22.2	11.7
DuPage #2	Lloyd Hein	21	476	581	22.0	11.6
Christian	Louis Duewer	24	395	520	21.9	14.2
Illinois State	Raymond Buker	15	850	672	21.8	16.9
Cook	Gerrit Laseur	16	414	559	21.2	10.6
Whiteside #2	Kenneth Klendworth	11	159	567	20.8	13.8
Effingham #1	Chas. Masching	24	280	563	20.3	12.9
Macoupin	H. E. Taube	12	243	537	19.9	15.0
Effingham #2	Jim Bilbrey	7	89	551	19.4	18.0

Highest Producing Herd in Each Association

Association	Owner	No. cows	No. milk-ings daily	Breed	Milk	Fat
Kane #3	Mooseheart Farms	47	2-3	P B H	1464	50.8
Kankakee	George Grob	11	2	Mixed	1133	48.5
Boone #3	S. A. Ellsworth	14	2	P B H	1305	47.0
McLean #2	Wm. Mays & Sons	11	2	P B J	837	46.4
Knox	Everett Leigh	14	2	"	945	45.7
Stephenson #1	Roy Bowers	16	2	PB & GH	1299	45.5
Coles	W. O. Storm	12	2	G J	763	44.9
Moultrie	W. F. Farrell	11	2	PB & GJ	831	44.7
McLean #1	Grant Kinsey	18	2	G G	863	44.1
Kane #2	A. E. Howard	22	2	P B H	1159	43.6
Southern Illinois	Dec Small	5	2	G J	778	43.5
Carroll	Ward Weidman	16	2	PB & GH	1204	43.3
Henry-Rock Island	John H. Oliver	9	2	P B B S	959	42.8
Champaign-Ford	L. E. Rust	6	2	PB & GG	768	42.7
Ogle	J. W. Hemingway	12	2	P B H	1171	41.8





Montgomery-Macoupin	R. C. McReynolds	3	2	G J	921	41.3
Winnebago #2	H. Hinkley	5	2	P B G	886	41.8
Lee-Bureau	Booth & Bartels	7	2	P B B S	1083	41.6
Tazewell #2	A. M. Eisele & Son	7	2	PB & GBS	1003	40.7
Whiteside #2	Richard Shults	7	2	PB & GJ	837	40.4
LaSalle-Marshall-Putnam	H. L. Gletty	9	2	P B H	1240	40.3
Douglas	Wm. Knobloch	7	2	P B B S	957	40.3
DuPage #2	Country Home Farm	15	3	PB & GH	1196	39.3
Boone #1	Andrew Larson & Son	19	2	P B H	1092	39.8
Bureau-Stark	Arnold Siebenthal	6	2	PB & GBS	1084	39.8
Iroquois	Leo Muehling	9	2	Mixed	724	39.4
Livingston	Lyle Pearson	8	2	PB & GH	1164	39.2
Cook	Palanois Farm #2	17	3	P B H	1020	38.8
Vabash Valley	Chester J. McCord	14	2	P B J	682	38.4
St. Clair-Monroe-Randolph	L. B. Eidman & Son	12	2	PB & GJ	841	38.1
JoDaviess	A. L. Frazier & Son	23	2	PB & GH	1088	37.5
Tazewell #1	Tazewell Dairy	35	2	Mixed	900	37.5
McHenry #3	John Ellsworth	13	2	P B H	990	37.2
Jersey-Greene-Morgan	Newton Short	10	2	P B J	631	36.3
Macoupin	Pocklington Bros.	15	2	PB & GH	1059	36.1
Lee #1	Rockyford Dairy	25	2	PB & GH	1026	36.0
Lake #2	Roney Farm #1	84	2	Mixed	1101	35.8
Boone #2	E. H. Ellingson	19	2	P B H	896	35.8
Effingham #1	Tressa Poehler	10	2	"	1055	35.7
DeWitt-Macon-Piatt	S. R. Griffin	20	2	PB & GJ	761	35.3
Vill #1	Frank B. Sayers	10	2	P B H	910	34.8
Kendall	H. B. Vickery	8	2	PB & GG	704	34.7
Lake #1	Wm. Mitchell Farm	8	2	P B J	629	34.3
McHenry #1	W. H. Gardner	22	2	P B H	1044	34.2
Whiteside #1	L. L. Garrison	10	2	G G	700	33.8
Stephenson #2	B. B. Hayunga	19	2	G H	1093	33.7
Brown-Schuyler-Adams	J. H. Willer Dairy	10	2	G J	791	33.5
Vill #2	Barr Brothers	15	2	PB & GH	916	33.4
Lenard-Mason-Logan	Lewis Warner	6	2	P B B S	919	33.1
Christian	Glenn Younker	13	2	G G	671	32.9
Illinois State	School for Deaf	6	2	G H	1026	32.3
Madison	Oliver Spitze	8	2	P B H	929	31.9
Dec #2	Aaron Fluck & Son	9	2	G G	704	31.8
Vermilion-Edgar-Clark	James D. Hornor	10	2	P B G	619	31.7
Frankcock	Joe Vance	18	2	G G	7055	31.5
McHenry #2	Ralph Nichols	21	2	PB & GH	897	31.3
Effingham #2	Allie Bierman	10	2	"	850	30.0
DuPage #1	A. A. Kohley	18	2	P B S H	694	27.5

C. S. Rhode

J. G. Cash

Printed in furtherance of the Agricultural Extension Act approved by Congress May 8, 1914. H. W. Mumford, Director, Agricultural Extension Service, University of Illinois





DAIRY EXTENSION SERVICE

Report of

Dairy Herd Improvement Associations in Illinois

University of Illinois


September, 1935

Department of Dairy Husbandry





# One, Two, or Five ?



Returns above cost of feed . . . . . \$93



Returns above cost of feed . . . . . \$90



Returns above cost of feed . . . . . \$90

On the basis of last year's Dairy Herd Improvement Association records, a cow with a production of 437# of butterfat returned \$93 above cost of feed, the feed cost being \$64. Two cows with an average production of 259# of fat returned \$90, the value of their product was \$194 and the cost of their feed \$104. The value of product from five cows, with an average production of 169# of fat, was \$320. The cost of their feed was \$230, leaving a return above feed cost of \$90. One good cow with a production of 437# of fat made a slightly higher return above cost of feed than two average cows that produced a total of 518# of fat or five poor cows that together produced 845# of fat. Obviously the total cost of production would be the lowest for the one 437-pound cow.

Winter feed costs are generally higher than summer costs. The approaching winter, which follows an unusually favorable summer for pastures, promises to be no exception. One of the most important factors, as indicated by the above data, which will influence the return above feed cost during the coming winter will be the producing ability of each cow in the herd.

The dairyman who checks on his herd and retains only the efficient producing cows will generally show the greatest net returns. The Dairy Herd Improvement Association member has a great advantage over the non-member in checking on the herd for he has a complete record of the production of each individual cow.

HONOR LIST FOR AUGUST

Average Production of Each Association

Association	Tester	No. herds	No. cows	Average milk	Average fat	Percentage dry
McLean #2	Raymond Dauwalder	13	149	639	32.6	6.7
McLean #1	Raymond Dauwalder	8	221	603	32.3	9.0
Montgomery-Macoupin	Burford Plotner	10	99	687	29.3	7.1
Tazewell #1	Elbert Anderson	13	372	690	28.6	5.4
Menard-Mason-Logan	Ludie Knisley	3	29	715	28.3	10.3



Tazewell #2	James Hoyt	24	322	666	28.1	12.1
Carroll	Wallace Williams	12	199	757	27.6	7.5
Stephenson #1	Maurice Poppen	30	539	755	27.4	7.8
Lake #1	Robert Howard	22	393	708	26.6	9.2
Henry-Rock Island	Kenneth Gustafson	19	291	652	26.5	8.9
DeWitt-Macon-Piatt	Ludie Knisley	13	190	591	26.5	8.4
Douglas	Harold Sutter	13	133	598	26.4	13.5
Moultrie	P. J. Smith	23	275	581	26.4	16.0
Doles	Marvin Fairchild	22	250	586	26.3	14.8
Lake #2	K. A. Hoffman	18	457	683	25.7	6.8
Ogle	Carl Lund	17	329	701	25.4	9.1
Woodford	Bertis Frohling	15	199	635	25.2	8.0
Madison	Burford Plotner	7	98	601	25.2	14.3
Champaign-Ford	Angus Taylor	26	243	561	25.2	14.0
Lee-Bureau	Eugene Johnson	31	346	613	24.7	9.0
Inox	Jack Owens	18	347	559	24.4	10.7
Wabash Valley	Charles York	15	231	547	24.3	9.1
Lane #2	Geo. H. Anderson	27	801	685	24.2	10.4
LaSalle-Marshall-Putnam	Alvin Misselt	32	482	584	24.1	10.0
Brown-Schuyler-Adams	James Hadden	25	444	524	23.9	8.6
Waukegan	Warren Erschen	18	295	663	23.8	7.1
Will #1	W. H. Baldrige	21	565	632	23.7	9.6
State Average		1083	19,527	609	23.7	11.4
McHenry #3	Lloyd Fritsch	24	645	666	23.6	9.3
Moore #2	Carl L. Wilson	21	383	610	23.5	11.2
Wood-Daviess	Carroll Spickler	24	417	634	23.4	11.5
Wernersville-Edgar-Clark	Leonard McCoy	7	105	557	23.3	10.5
Bureau-Stark	Kenneth Nielson	18	267	609	23.2	13.9
Wendell	Wm. B. Gardner	15	215	537	23.2	9.8
Winnebago #1	James F. Carter	15	265	584	23.1	6.0
McHenry #1	Eldred Johnson	21	600	619	23.0	11.8
Lee #1	Carl Boehle	26	395	568	23.0	11.6
Moore #3	Chester Watts	27	487	630	22.9	10.7
Will #2	Ben Trent	19	347	630	22.9	12.4
Moore #1	John H. Timm	15	309	617	22.9	10.0
Winnebago #2	Paul Cavello	23	376	585	22.9	13.3
Christian	Louis Duewer	23	379	522	22.9	13.5
Waukegan	Harold Faulkner	11	196	485	22.9	11.2
Winnebago #3	Dale Langholf	26	359	602	22.8	13.4
Whiteside #1	Oden E. Brown	25	450	546	22.5	13.8
McHenry #2	James Cox	19	480	635	22.3	12.9
Mersey-Greene-Morgan	Oren Nash	23	407	534	22.3	12.3
Wilmington #2	Jim Bilbrey	8	91	646	22.2	13.2
Illinois State	Raymond Buker	15	844	675	22.0	15.0
Marion	Leonard McCoy	15	244	570	21.7	11.1
Stephenson #2	Harry Sartorius	23	388	603	21.6	10.3
Waukegan #2	Lloyd Hein	20	463	564	20.9	13.0
St. Clair-Monroe-Randolph	Franz Schultze	18	272	507	20.9	19.1
Southern Illinois	Berlin Campbell	17	239	484	20.2	15.9
Waukegan	Gerrit Laseur	17	447	546	19.9	15.2
Lee #2	Joe Miles	23	414	515	19.7	17.1
Whiteside #2	Kenneth Klendworth	9	138	479	19.2	15.2
Wilmington #1	C. C. Masching	24	285	516	18.9	15.8
Macoupin	H. E. Taube	17	321	474	17.6	18.1



Ogle	Richard Magee	6	2	P B H	922	32.0
Lee #1	Wm. Myers	10	2	PB & GH	956	31.8
Effingham #1	Tressa Poehler	10	2	P B H	961	31.7
Boone #2	Charles White	14	2	PB & GH	786	31.6
McHenry #2	J. D. Chivers	20	2	"	927	31.0
McHenry #1	Carey & Hanford	27	2	PB & GG	672	30.8
Southern Illinois	Dee Small	5	2	G J	697	30.7
Menard-Mason-Logan	Yapp & Goeke	8	2-3	P B H	976	30.4
Illinois State	School for Deaf	6	2	G H	1001	30.3
Stephenson #2	Myron Meinzer	16	2		795	29.3
Lee #2	Walter Hummel	13	2	Mixed	739	29.3
Effingham #2	Schumacher & Ballard	15	2	G G	627	26.6

---

C. S. Rhode

J. G. Cash

---

Printed in furtherance of the Agricultural Extension Act  
approved by Congress May 8, 1914. H. W. Mumford,  
Director, Agricultural Extension Service,  
University of Illinois





Ogle	Richard Magee	6	2	P B H	922	32.0
Lee #1	Wm. Myers	10	2	PB & GH	956	31.8
Effingham #1	Tressa Poehler	10	2	P B H	961	31.7
Boone #2	Charles White	14	2	PB & GH	786	31.6
McHenry #2	J. D. Chivers	20	2	"	927	31.0
McHenry #1	Carey & Hanford	27	2	PB & GG	672	30.8
Southern Illinois	Dee Small	5	2	G J	697	30.7
Menard-Mason-Logan	Yapp & Goeke	8	2-3	P B H	976	30.4
Illinois State	School for Deaf	6	2	G H	1001	30.3
Stephenson #2	Myron Meinzer	16	2		795	29.3
Lee #2	Walter Hummel	13	2	Mixed	739	29.3
Effingham #2	Schumacher & Ballard	15	2	G G	627	26.6

C. S. Rhode

J. G. Cash

Printed in furtherance of the Agricultural Extension Act  
 approved by Congress May 8, 1914. H. W. Mumford,  
 Director, Agricultural Extension Service,  
 University of Illinois



Report of  
 DAIRY HERD IMPROVEMENT ASSOCIATIONS IN ILLINOIS  
 October, 1935

THE LIBRARY OF THE


SEP 13 1939

UNIVERSITY OF ILLINOIS


Planned Feeding May Increase Returns



The most efficient production of milk and butter-fat is found in herds where a carefully planned feeding program is followed. In most cases efficient production is obtained thru using home-grown feeds as extensively as possible and still meet the nutrient requirements of the cow.



Obviously, no one set of recommendations can be made for every dairyman in Illinois. Each dairy farm is a separate problem. The number of cows, the amount of silage, kind and amount of hay, kind and amounts of the various farm grains are factors that must be considered. As a general rule, home-grown roughage has the lowest sale value and, therefore, is the most every dairy farmer has an abundance of this hay is weathered and does not have this fact, it seems that roughages should be extensively used on farms where large supplies are on hand.



Many leading dairymen are planning rations that will make extensive use of roughage. The grain mixture will be made largely of farm grains balanced with satisfactory supplements that will furnish protein at the lowest cost. The amount and kind of protein supplement required depends to some extent upon the type and quality of roughage used.

Comparative Amounts and Cost of Total Protein in Supplements

	Cost per ton	Cost cwt.	Lbs. T. Protein per 100 lbs.	Cost per pound total protein
Bran	\$20	\$1.00	15	6.7
Brewers' grain	22	1.10	25	4.4
C. S. M.	28	1.40	41	3.4
Soybeans	22	1.10	37	3.0
S. B. O. M.	25	1.25	40	3.1
L. O. M.	28	1.40	34	4.1
Gluten feed	23	1.15	23	5.0
Gluten meal	26	1.30	40	3.5

The cost per pound of protein should be one of the principal guides in buying protein supplements. At the prices listed above ground soybeans furnish a pound of protein for 3.0 cents, soybean oil meal for 3.1, gluten meal for 3.3 etc. Grain mixtures containing the same percentage of protein may vary greatly in cost. It is to the dairyman's advantage to feed well balanced rations at the lowest cost.

Amount of Protein to be Used

Grain mixtures should be carefully balanced to fit the roughage available. When plenty of alfalfa, soybean, cowpea, clover, or lespedeza hay is the only roughage fed, the grain mixture need contain only 11-14 percent of total protein. The lower amount may be used when the hay is of best quality.



When legume hay and silage or fodder or mixed hay alone is fed, the protein content of the ration should be from 14-16 percent. The lower percentage of protein can be used when large amounts of good quality hay are fed.

Soybeans

Ground soybeans have been used in the dairy ration on many Illinois farms during the past few years. They have the advantage of being produced on the farm and supplying protein at low cost. Where beans are available very little if any high protein feed need be purchased. The following table shows the value of soybeans per bushel, when compared to cottonseed meal, soybean oil meal, and linseed oil meal.

Feed	Value of feed per 100 lbs.	Value of soybeans per bu.
Cottonseed meal (41%)	\$1.20	74¢
" "	1.40	85
" "	1.60	96
" "	1.80	1.06
Linseed oil meal (old process)	1.20	75
" " "	1.40	87
" " "	1.60	99
" " "	1.80	1.11
Soybean oil meal	1.20	73
" " "	1.40	79
" " "	1.60	89
" " "	1.80	98

The above comparison was made on a protein basis, allowance was made for the value of nutrients other than protein in terms of their value in corn. Corn was figured at 50¢ per bushel. The cost of grinding soybeans was figured at 10¢ per 100 pounds.

Honor List for September

Average Production of Each Association

Association	Tester	No. herds	No. cows	Average milk	Average fat	Percent-age dry
McLean #1	Raymond Dauwalder	8	227	529	29.5	7.5
McLean #2	Raymond Dauwalder	13	154	526	28.7	12.3
Douglas	Harold Sutter	13	139	518	26.7	16.5
Boles	Marvin Fairchild	22	254	563	26.4	9.8
Montgomery-Macoupin	Burford Plotner	8	86	553	26.3	8.1
Menard-Mason-Logan	Ludie Knisley	3	27	572	26.2	11.1
Wazewell #1	Elbert Anderson	13	370	601	25.3	7.6
Wampaign-Ford	Angus Taylor	27	257	546	24.9	12.8
Woodford	Bertis Frohling	15	202	584	24.4	13.9
Wegle	Carl H. Lund	16	343	665	24.3	9.9
Waukegan #1	Robert Howard	20	366	651	24.2	7.7
Waukegan #3	Clarence Hellie	17	654	677	23.8	17.0
Waukegan #2	R. H. McNair	25	722	664	23.6	10.4
Webb-Witt-Macon-Piatt	Ludie Knisley	11	189	492	23.6	12.2
Wendell-Kalb	Clarence Wales	23	417	636	23.5	13.7
Wendell-Stephenson #1	Maurice Poppen	30	540	641	23.3	15.7





Wabash Valley	Charles York	18	277	494	23.2	16.6
Carroll	Wallace Williams	12	197	614	22.8	16.2
Will #1	W. H. Baldrige, Jr.	22	570	604	22.8	10.2
Henry-Rock Island	K. E. Gustafson	18	245	551	22.4	17.1
Moultrie	P. J. Smith	22	269	462	22.3	23.8
Winnebago #2	Paul Cavello	23	370	558	22.0	13.0
Brown-Schuyler-Adams	James Hadden	26	446	475	22.0	11.0
LaSalle-Marshall-Putnam	Alvin Misselt	27	418	515	21.9	13.6
Lake #2	K. A. Hoffman	18	472	564	21.8	10.6
Illinois State	Raymond Buker	15	869	670	21.7	13.5
State Average		1078	20,001	554	21.7	13.7
Lee-Bureau	Eugene Johnson	30	339	513	21.7	10.6
Kankakee	Warren Erschen	21	350	596	21.6	9.7
Will #2	Ben Trent	20	382	598	21.5	10.5
McHenry #2	James H. Cox	19	487	605	21.4	14.2
DuPage #1	Chris Weigle	18	326	574	21.4	12.3
Christian	Louis Duerer	23	376	453	21.3	16.5
St. Clair-Monroe-Randolph	Franz Schultze	18	288	505	20.9	16.3
McHenry #3	Lloyd Fritsch	23	622	572	20.7	10.9
Boone #2	Chester Watts	26	470	567	20.6	14.3
Bureau-Stark	Kenneth Nielson	17	231	511	20.6	18.2
Whiteside #1	Oden Brown	25	451	489	20.6	14.0
Kendall	Wm. B. Gardner	15	226	500	20.4	12.8
Jersey-Greene-Morgan	Oren Nash	22	405	475	20.3	11.6
Iroquois	Leonard McCoy	13	235	529	20.2	12.3
Cook	Gerrit Laseur	16	412	533	20.1	17.0
Madison	Burford Plotner	11	131	532	20.1	3.8
Effingham #2	Jim Bilbrey	10	142	547	19.7	10.6
DuPage #2	Lloyd Hein	19	449	529	19.6	15.6
McHenry #1	Eldred Johnson	18	531	518	19.5	17.5
Stephenson #2	Harry Sartorius	21	352	532	19.4	14.8
JoDaviess	Carroll Spickler	22	381	525	19.4	19.2
Boone #1	John Timm	14	294	520	19.4	12.6
Southern Illinois	Berlin Campbell	19	261	473	19.4	15.3
Winnebago #3	Dale Langholz	25	345	516	19.3	25.5
Knox	Jack Owens	17	337	450	19.2	13.6
Boone #2	Clifford Johnson	18	371	492	18.7	13.5
Winnebago #1	James F. Carter	14	243	455	18.7	14.4
Vermilion-Edgar-Clark	Leonard McCoy	10	150	439	18.5	17.3
Whiteside #2	Kenneth Klendworth	9	129	451	18.3	20.2
Macoupin	H. E. Taube	12	248	474	17.9	11.3
Lee #2	Joe Miles	21	330	445	17.2	21.3
Effingham #1	C. C. Masching	23	255	453	16.7	16.9

Highest Producing Herd in Each Association

Association	Owner	No. cows	No. milkings daily	Breed	Milk	Fat
Wabash #3	Mooseheart Farms	44	2-3	P B H	1402	48.4
Montgomery-Macoupin	Roy E. Smith	12	2	G H	999	46.4
McLean #2	Harold Birckelbaw	9	2	G G	779	45.8
Boles	Tony Rathe	6	2	P B J	954	43.3
Will #1	J. W. Schilling	19	2	P B H	1031	42.7
Will #2	J. W. Patterson	17	2	PB & GH	1081	41.5
DeKalb	Clyde Hueber	16	2	G H	1042	40.6





Henry-Rock Island	John H. Oliver	8	2	P B B S	874	40.2
Woodford	Walter Taylor	15	2	P B H	1064	39.9
Champaign-Ford	John G. Busboom	11	2	P B G	826	39.9
McLean #1	Grant Kinsey	16	2	G G	757	39.8
Moultrie	Ralph C. Emel	8	2	P B J	786	39.4
Kendall	Edward Hage	9	2	G B S	909	38.9
Lee-Bureau	E. F. Erbes	12	2	G J	658	38.6
Cook	Palanois Farm #2	17	3	P B H	1053	38.5
DuPage #2	Country Home Farm	16	3	PB & GH	1212	37.9
LaSalle-Marshall-Putnam	H. L. Gletty	9	2	P B H	1137	37.8
Vabash Valley	Chester J. McCord	11	2	P B J	598	37.5
Douglas	Wm. Knobloch	10	2	P B B S	1020	37.3
St.Clair-Monroe-Randolph	L. B. Eidman & Son	12	2	PB & GJ	751	37.3
Boone #3	Jas. G. Watts	10	2	G H	1094	37.1
Stephenson #1	H. M. Phillips	29	2	PB & GH	1028	36.6
Kane #2	A. E. Howard	24	2	P B H	946	36.5
Madison	Oliver Spitze	8	2	"	827	36.4
Winnebago #3	Lungren Brothers	8	2	PB & GBS	850	35.7
Bureau-Stark	Brown Munro	6	2	Mixed	705	35.4
Lake #1	Wm. Mitchell Farm	7	2	P B J	672	35.3
Troquois	Williams & Margrey	14	3	PB & GH	994	34.3
Whiteside #2	Richard Shults	8	2	PB & GJ	702	34.2
McHenry #3	H. C. Koltz & Sons	25	2	PB & GH	955	34.1
Stephenson #2	D. S. Gingrich	13	2	G J	634	33.9
Vermilion-Edgar-Clark	Paul Behner	10	2	PB & GJ	631	33.6
Effingham #1	Tressa Poehler	8	2	P B H	1051	33.3
Winnebago #2	M. Whitman	9	2	"	925	32.8
Pazewell #1	Robins Nest Farm	27	2	Mixed	373	32.8
DoDaviess	A. L. Frazier & Son	25	2	PB & GH	944	32.5
McHenry #2	Gahlbeck & Lange	20	2-3	P B H	931	31.7
Macoupin	Pocklington Brothers	14	2	PB & GH	892	31.7
McHenry #1	W. H. Gardner	22	2	P B H	926	31.6
Menard-Mason-Logan	Yapp & Goeke	5	3	P B H	924	31.5
Christian	Frank Roberts	20	2	Mixed	608	31.3
DeWitt-Macon-Piatt	S. R. Griffin	23	2	PB & GJ	644	30.9
Marroll	Robert Porter	7	2	P B B S	790	30.8
Effingham #2	Tony Bergfeld	12	2	P B H	852	30.7
Jersey-Greene-Morgan	M. S. McCollister	11	2	PB & GH	890	30.6
Southern Illinois	Dee Small	6	2	G J	693	30.5
Brown-Schuyler-Adams	Givens-Gamill	22	2	"	495	30.4
Lee #2	W. D. Shank	22	2	G H	802	30.2
Waukegan	Mrs. Julia Dickman	16	2	Mixed	824	30.1
Monroe	Carl Munson	18	2		676	29.9
Boone #1	Andrew Larson & Son	19	2	P B H	824	29.8
Whiteside #1	Frank K. Barge	13	2	G H	829	29.6
Boone #2	Timm & Ralston	16	2	H	815	29.2
Waukegan	Richard Magee	6	2	P B H	867	29.8
Lake #2	Earl Yane	30	2	PB & GG	633	29.7
Illinois State	Southern Ill. Penn.	63	2	G H	931	28.5
DuPage #1	C. L. Bender	23	2	P B H	751	27.2
Winnebago #1	Geo. Pepper & Son	19	2	G J	501	26.0



REPORT OF ILLINOIS 500# BUTTERFAT COW CLUB

FIRST NINE MONTHS, 1935

Association	Owner	Breed	Milk	Fat
Cook	Palanois Farm #2	P B H	15,588	643.5
McLean #1	Snow & Palmer	Mixed	11,682	599.5
Kane #3	Mooseheart Dairy	P B H	17,360	599.1*
Carroll	Strandsdale Farm #1	"	15,280	584.5*
Madison	Oliver Spitze	"	15,694	578.9
McLean #1	Snow & Palmer	G G	10,087	555.4
DeKalb	Joseph George	P B H	13,185	551.2
Whiteside	Frank Reitzel	P B J	10,942	546.8
Kane #3	Mooseheart Dairy	P B H	15,878	546.1*
McLean #2	Harold Birckelbaw	G G	9,892	543.0
Effingham #1	N. G. Priess	P B H	14,625	541.5
Kane #3	Mooseheart Dairy	"	17,126	535.9*
Kane #3	Geo. Hawkins	"	14,481	534.4*
Stephenson #1	W. T. Rawleigh Co.	"	14,224	532.2
McHenry #1	Pine Tree Dairy Farm #1	"	14,734	528.9
St. Clair-Monroe-Randolph	L. B. Eidman & Son	P B J	10,295	524.9
Wazewell #2	H. M. Wood	"	15,063	523.6
" #2	A. M. Eisele & Son	P B B S	13,317	522.4
Henry-Rock Island	Ira S. Sellon & Sons	P B H	15,682	522.0
Douglas	John Coslet	G G	10,881	521.7
Kane #2	A. E. Howard	P B H	12,137	515.3
Wazewell #2	Walter H. Meyer	G H	14,116	511.2
Foultie	L. D. Seass	P B J	9,382	508.2
Henry-Rock Island	Ira S. Sellon & Sons	P B H	15,331	507.8
DuPage #2	Country Home Farm	"	14,051	504.5
Kane #2	Lees & Roush	G G	8,642	500.5
Kane #3	Mooseheart Dairy	P B H	17,252	498.7*
Stephenson #1	W. T. Rawleigh Co.	"	16,495	498.0
Wabash Valley	Chester McCord	P B J	7,911	497.2
Illinois State	Southern Ill. Penn.	G H	15,955	497.0
Kane #2	A. E. Howard	P B H	15,746	496.9
Hill #1	Frank B. Sayers	"	12,931	491.7
McHenry #1	Pine Tree Dairy Farm #1	"	13,742	491.3
Henry-Rock Island	Ira S. Sellon & Sons	"	15,194	491.1
McHenry #3	Peters Brothers	P B H	14,326	489.5
Macoupin-Madison	Pocklington Brothers	G H	15,104	486.1
Bureau-Stark	N. J. Fink & Son	"	14,113	485.3
Illinois State	Ill. State Reformatory	"	14,857	484.8
Lake #1	Martin Olsen	G G	10,324	484.6
Stephenson #1	Melvin Dietmeier	G H	13,415	482.4
Douglas	John I. Coslet	G G	10,285	481.8
LaSalle-Marshall-Putnam	R. V. McKee & Son	G J	8,612	481.7
Kane #2	A. E. Howard	P B H	11,590	480.3
" #2	" "	"	11,794	480.1
McLean #2	John Mays	P B J	7,789	479.3
McLean #1	Snow & Palmer	G G	9,591	479.0
Stephenson #1	W. T. Rawleigh Co.	P B H	15,234	476.4
Linnebago #3	Lundquist & Herbert	G H	13,105	475.1
Kane #2	A. E. Howard	P B H	11,307	473.6
" #3	Mooseheart Dairy	"	15,689	472.4*
Stephenson #1	W. T. Rawleigh Co.	"	12,241	472.4



Kankakee	George Grob	Mixed	13,597	470.8
Kane #2	Lees & Roush	G H	12,063	470.5
Stephenson #1	Melvin Dietmeier	"	13,776	466.6
McHenry #1	L. Hegeman	P B H	12,848	466.5
Moultrie	L. D. Seass	G J	7,629	466.0
"	" "	P B J	7,672	465.1
Stephenson #1	W. T. Rawleigh Co.	P B H	12,910	461.7
"	Roy Bowers	"	12,354	461.4
Lee #1	H. D. Ditch	"	10,760	458.5*
Boone #2	F. M. Davis	G J	8,275	458.4
Lake #1	George Vose	"	10,465	457.9
Stephenson #1	Ray Angle	P B H	12,574	457.3
Boone #2	Fred J. Miller	"	12,657	454.3*
Stephenson #1	Melvin Dietmeier	G H	11,793	453.5
Lake #2	Roney Farm #1	"	11,728	453.3
DeKalb	Ellwood & Nelson	P B H	12,994	450.9
Lee #1	Joe Rapp	G H	10,624	450.0*
McHenry #1	W. H. Gardner	P B H	12,059	448.5
Stephenson #3	J. W. Henney	P B B S	10,865	447.5
Kendall	Henry Wheeler	G H	12,496	447.3
Boone #2	Fred J. Miller	P B H	11,494	447.2*
Whiteside	A. L. Goodenough	"	11,854	446.9
McHenry #1	Pine Tree Dairy Farm #1	"	13,718	445.7
Henry-Rock Island	Ira S. Sellon & Sons	P B H	13,916	443.3
Pazewell #2	Fred E. Swartzendruber	P B J	8,030	443.0
Stephenson #1	Roy Bowers	G H	12,140	442.5
Boone #3	S. A. Ellsworth	P B H	12,723	442.2
Moultrie	Frank Emel	P B J	6,770	441.3
Kankakee	A. J. Butz	P B H	11,841	440.8
Bureau-Stark	E. B. Anderson & Son	"	11,325	438.1
Bifingham	N. G. Preiss	"	11,919	438.0
Pazewell #2	Milo Miller	"	13,485	437.6
Henry-Rock Island	L. L. Angovine	P B G	8,370	437.5
McLean #1	Grant Kinsey	G G	7,913	437.5
McLean #2	Wm. L. Mays	P B J	7,313	437.3
Stephenson #1	Ray Angle	P B H	12,285	437.1
Stephenson #2	E. R. Stauffacher	"	12,374	436.9
Cook	Palanois Farm #2	"	12,193	435.7
Boone #3	S. A. Ellsworth	"	11,020	435.7
Kane #2	A. E. Howard	"	12,658	433.7
Henry-Rock Island	Ira S. Sellon & Sons	"	13,556	432.2
Boone #3	John Ralston	"	13,394	431.3
Lake #1	Wedgebrook Farm	"	11,270	"
Kane #2	A. E. Howard	"	11,637	431.7
Bureau-Stark	W. W. Kenney & Co.	"	11,756	431.3
Carroll	Ward Weidman	G H	11,912	431.1*
Kane #3	Mooseheart Dairy	P B H	13,771	430.6*
Henry-Rock Island	Don W. Bollen	G G	8,302	430.4
Kane #3	John Olson	G H	12,721	430.3*
" #2	LaVerne Warford	P B H	10,930	430.3
Stephenson #1	W. T. Rawleigh Co.	"	13,694	429.9
Boone #1	Andrew Larson & Son	"	11,735	429.3
Winnabago #3	C. E. Nevens	"	12,424	429.3
JoDaviess	Bonjour & Koppersmith	"	10,958	428.7





Winnebago #1	Joe Lyford	P B J	8,473	428.2
Lee #1	Rockyford Dairy	P B H	10,563	427.0*
JoDaviess	Adolph Krug	G B S	9,039	426.2
Tazewell #2	Fred J. Weyhrich & Sons	Mixed	11,212	425.6
St.Clair-Monroe-Randolph	L. B. Eidman & Son	G J	8,750	425.3
Tazewell #2	A. M. Eisele & Son	G B S	11,938	424.8
Wabash Valley	Chester McCord	P B J	7,815	424.1
Kane #2	LaVerne Warford	P B H	12,412	423.8
Iroquois	Ed Lustfeldt	P B B S	11,073	422.6
Tazewell #2	Robert Allen	G G	7,708	422.2
Coles	W. A. Myers	G B S	10,651	422.1*
Moultrie	V. I. Winings	P B J	7,940	422.0
Winnebago #3	L. A. Larson & Sons	G H	11,830	421.9
LaSalle-Marshall-Putnam	Harold Mills	G G	9,022	421.5
Lake #1	Herman Dunker	P B H	11,862	421.3
DeKalb	Joseph George	"	11,401	420.8
St.Clair-Monroe-Randolph	L. B. Eidman & Son	P B J	8,729	420.7
Lake #1	George Vose	P B H	9,196	420.0
Moultrie	H. P. Bickmel	P B J	6,697	419.9
Kane #3	Mooseheart Dairy	P B H	12,303	419.2*
JoDaviess	Bonjour & Koppersmith	"	11,377	418.3
Iroquois	Ed Lustfeldt	P B B S	11,233	418.0
Whiteside	Wayne H. Lyon	G H	11,139	417.1
Cook	Palanois Farm #2	P B H	10,696	417.0
DeWitt-Macon-Piatt	S. R. Griffin	P B J	8,778	416.9
Dendall	Henry Wheeler	G H	12,149	416.2
McHenry #3	Peters Brothers	P B H	11,039	416.0
Carroll	Ren Williamson	"	11,065	414.4
Moultrie	W. F. Farrell	G J	8,114	414.4
St.Clair-Monroe-Randolph	Amel Ranz	G H	10,697	414.2
Waukegan	George Grob	Mixed	9,938	413.8
Carroll	Ward Weidman	G H	11,583	413.6*
Moone #2	E. W. Ellingson	P B H	11,020	413.5*
Kane #3	Mooseheart Dairy	"	12,831	413.3*
Champaign-Ford	Marriott & Baker	B S	9,293	413.3
Moone #2	F. M. Davis	G J	9,407	412.5*
Lake #2	Earl Kane	G G	9,502	412.3
Kane #3	Mooseheart Dairy	P B H	13,287	411.8*
Cook	Albert Landmeier	"	11,151	411.7
Kane #2	Lees & Roush	G H	9,856	411.6
Wabash Valley	Chester McCord	P B J	7,801	411.6
Winnebago #2	Lungren Brothers	P B B S	9,983	411.4
Waukegan	George Grob	G H	9,754	411.4
Moultrie	Mrs. Reta Wilson	P B J	7,378	411.2*
Moone #1	Carmicheal & Schaffer	G H	11,292	410.3
Champaign-Ford	L. E. Rust	G	9,319	410.3
Brown-Schuyler-Adams	Moorman Exp. Farm	G H	13,549	410.0
Winnebago #2	Wilford Crabb	P B H	9,904	409.5*
Kane #2	LaVerne Warford	"	10,842	409.1
Tazewell #2	Mrs. T. LaRosh	G J	8,874	408.9
Winnebago #3	Lungren Brothers	Mixed	8,511	408.8
Lee #1	H. D. Ditsch	P B H	12,110	408.0*
LaSalle-Marshall-Putnam	Vernon Hougas	G G	7,598	407.8
Stephenson #1	Roy Bowers	"	11,060	407.6
Henry-Rock Island	Emery Doonan	G H	10,795	407.3
Coles	Late Daily	G J	7,414	407.1*



Vabash Valley	Chester McCord	P B J	7,880	406.6
Stephenson #2	E. R. Stauffacher	P B H	12,917	406.0
Stephenson #2	E. R. Stauffacher	"	11,838	405.7
DeKalb	Otto Weaver	G H	10,794	"
McHenry #2	Ralph Nichols	P B H	9,900	405.4
Vabash Valley	John Childress	P B J	7,898	405.2
Boone #3	S. A. Ellsworth	P B H	11,725	405.1
Pazewell #2	Charles R. Barnes	P B J	7,662	404.8
Vabash Valley	Chester McCord	"	6,268	404.7
Kane #2	Vol C. Turner		11,366	404.5
" #2	Yeomen City of Childhood	P B H	12,222	404.4
Stephenson #1	Ray Angle	"	12,131	404.1
Foultrie	V. I. Winings	P B J	7,900	404.0
DuPage #2	Country Home Farm	P B H	12,329	403.5
Boone #3	S. A. Ellsworth	"	11,736	403.4
Stephenson #1	Roy Bowers	"	12,395	403.0
Winnebago #3	Emil Johnson & Sons	G H	11,092	401.4
Macoupin-Madison	Pocklington Brothers	P B H	12,312	400.8
Boone #2	E. W. Ellingson	"	10,888	400.8*
Illinois State	Ill. State Reformatory	G H	11,688	400.7
Lee #1	Clarence L. Bothe	G G	10,951	400.7*
Foultrie	H. P. Bicknel	P B J	6,978	400.7
McHenry #1	Pine Tree Dairy Farm #1	P B B S	10,698	399.7
McHenry #1	W. H. Gardner	P B H	13,730	398.7
Brown-Schuyler-Adams	Moormen Mfg. Co.	G H	12,419	398.7*
Pazewell #2	Chris Yordy	G G	8,825	398.3
Foultrie	L. D. Seass	P B J	6,634	398.2
Kane #3	Mooseheart Dairy	P B H	12,800	397.9*
Book	Palanois Farm #2	"	11,891	397.4
Foultrie	W. F. Farrell	G J	7,785	396.8
Boles	Cooper & Alexander	G J	6,920	396.6*
Pazewell #2	Fred E. Swartzendruber	P B J	6,497	396.4
Monro	B. Everett Leigh	"	7,877	396.0
Windfall	George Smith	P B H	13,619	395.8
Winnebago #3	Sam Goldy	"	9,888	395.4
Kane #2	A. E. Howard	P B H	10,934	394.1
Boles	Andrew Honn	G J	7,480	394.1*
Illinois State	Southern Ill. Penn.	G H	12,853	393.8
Vabash Valley	G. E. Risley	G J	8,902	393.6
LaSalle-Marshall-Putnam	Eugene Collins	G G	7,502	393.5
Woodford	George Storey	"	7,536	393.3*
Boone #2	F. M. Davis	G J	7,975	393.2*
Foultrie	L. D. Seass	P B J	6,389	393.2
Madison	Carl Frey	P B G	7,309	391.1
Kane #3	Mooseheart Dairy	P B H	13,810	390.9*
McHenry #1	Pine Tree Dairy Farm #1	P B B S	10,546	390.9
St. Clair-Monroe-Randolph	E. A. Stein & Bros.	G G	9,708	390.9
McHenry #3	Harmony Hills Farm	P B H	10,037	390.6
Pazewell #2	Chris Yordy	P B G	8,245	390.4
Kane #2	A. E. Howard	P B H	10,579	390.3
Stephenson #1	Ray Angle	"	11,690	389.9
McHenry-Rock Island	Samuel H. Love	G H	10,881	389.7
St. Clair-Monroe-Randolph	L. B. Eidman & Son	G J	6,935	389.0
Boone #1	Carmichael & Schaffer	G H	9,574	388.7
LaSalle-Marshall-Putnam	Harold Mills	G G	8,455	388.5



St. Clair-Monroe-Randolph	A. D. Fulton & Sons	G J	6,855	388.2
Kane #2	A. E. Howard	P B H	10,044	388.1
Wabash Valley	Chester McCord	P B J	6,883	388.0
Illinois State	Soldiers & Sailors Home	G H	11,085	387.9
Boone #2	E. W. Ellingson	P B H	10,373	387.4
DeKalb	Fox & Arison	"	9,259	386.9
Illinois State	Illinois St. Reformatory	G H	12,675	386.7
Stephenson #1	Melvin Dietmeier	P B H	11,865	386.4
LaSalle-Marshall-Putnam	Vernon Hougas	P B G	8,254	385.4
Coles	W. O. Storm	G J	6,477	384.7*
Kane #2	Ben F. Porter		11,890	384.9
Brown-Schuyler-Adams	Louis Durst	G G	8,352	383.9
Pazewell #2	H. M. Wood	P B H	10,703	383.8
Moultrie	W. F. Farrell	P B J	6,442	383.8
McHenry #1	Pine Tree Dairy Farm #1	P B H	13,583	383.6
Lake #1	Chester A. Faulkner	G H	9,076	383.6
St. Clair-Monroe-Randolph	A. D. Fulton & Sons	G J	6,339	383.6
Winnebago #1	W. Hested	G H	9,982	383.1
Kane #2	A. E. Howard	P B H	9,740	382.8
McHenry #1	Carey & Hanford	G G	7,167	383.3
Boone #1	Carmichael & Schaffer	G H	9,296	382.2
Bureau-Stark	H. B. Chase & Son	G B S	10,357	381.6
Lake #1	Knigge Brothers	"	9,227	381.2
Kendall	George Smith	P B H	11,372	380.7
Winnebago #3	C. H. Nevens	"	11,017	380.5
Kendall	Henry Wheeler	G H	8,471	379.6
Boone #1	Andrew Larson & Son	P B H	9,863	379.4
Vermilion-Edgar-Clark	Paul Behner	G J	6,385	379.4
Whiteside	LeRoy C. Lange	G H	10,824	379.1
DeKalb	Fox & Arison	P B H	10,967	379.0
Effingham	Tressa Poehler	"	11,551	378.9
Kane #2	Lees & Roush	G H	12,059	378.6
Brown-Schuyler-Adams	Willer Bros. Dairy	P B J	8,024	378.4
McLean #2	Alexander Guernsey Farm	G G	8,630	378.2
Inox	Everett Leigh	P B J	7,888	377.7
Moultrie	H. P. Bickmel	"	7,473	377.0
McPage #2	Country Home Farm	G H	11,992	376.6
Winnebago #1	Joe Lyford	P B J	6,736	376.5
Whiteside	LeRoy C. Lange	G H	10,849	376.2
Livingston	Frank Saville	G G	6,304	376.0*
Wabash Valley	Chester McCord	P B J	7,437	375.3
DeWitt-Macon-Piatt	George Herrick	G G	8,265	375.2
Lake #1	H. K. Vose	P B H	11,036	375.1
Illinois State	Southern Illinois Penn.	G H	10,989	375.1

Not a nine months' record

C. S. Rhode  
J. G. Cash

Printed in furtherance of the Agricultural Extension Act, approved by Congress May 8, 1914. H. W. Mumford, Director, Extension Service in Agriculture and Home Economics University of Illinois





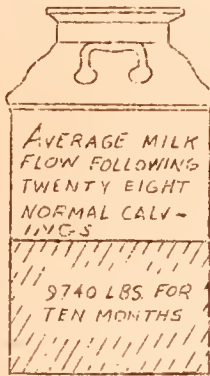

Report of  
DAIRY HERD IMPROVEMENT ASSOCIATIONS IN ILLINOIS  
November, 1935

THE LIBRARY OF THE

SEP 13 1938

CLEAN HERDS

UNIVERSITY OF ILLINOIS



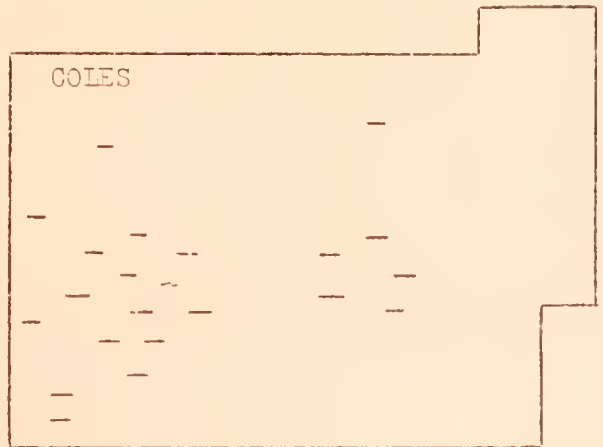
Disease is an under-estimated menace to dairy herds and one that is responsible for large losses each year. Diseases which affect production and reproduction, reduce the value of animals or make them unsalable, and lessen the efficiency of the herd are prevalent in many herds.

Contagious abortion (Bang's Disease) is probably the most costly disease affecting dairy cattle in Illinois. Some idea of the losses that occur from it may be secured from the accompanying illustration. Notice that following abortion the cows produced on an average 2,128 pounds less milk

than after normal calving. There was approximately \$25 difference in returns above feed cost between cows of these two levels of production in Illinois D.H.I.A. herds during 1934. In addition to reducing the returns above cost of feed, abortions seriously retard the progress of the breeding program thru the loss of calves.

An excellent opportunity to test herds and to free them from Bang's disease is available to all dairymen. Both the Animal Pathology Division of the University and the Federal Government offer cooperative projects to dairymen. D.H.I.A. members in Coles County have taken advantage of these opportunities. Thru cooperating with the above agencies each member has had every cow in his herd tested for Bang's disease. All cows reacting to the test have been removed from the herds. Champaign County D.H.I.A. members are not far behind Coles County. On November 1 only three herds were untested, and arrangements had been made to test two of these.

Mastitis probably ranks next to abortion in the important diseases of dairy cattle. There appears to be some relationship between the two diseases. Considerable trouble from mastitis is usually found in herds infected with abortion. However, not all cows having mastitis have abortion. Mastitis primarily affects the efficiency of production of cows and for this reason every effort possible should be made to free dairy herds from it. Veterinarians have practical tests which can be used to detect infected cows.



Johne's disease or Paratuberculosis is becoming more prevalent each year. The losses occasioned from this disease are loss of life in extreme cases, decrease in milk production, general unthriftiness, and a decline in breeding efficiency. A prominent veterinarian states that disease germs are great cooperators. Reports on





herds infected with one disease generally show the presence of other diseases.

D.H.I.A. members are interested in efficiency of production and in breeding better herds of cattle. In many of these herds disease is the limiting factor. Many D.H.I.A. herds have been freed of disease thru following a clean-up program as outlined by competent veterinarians. The adoption of such a program is another important step toward increasing the farm income.

500 POUND BUTTERFAT COW CLUB FOR 1936

Entries for the 500 Pound Butterfat Cow Club for 1936 should be made up on the next visit of your tester. Many dairymen have found that they could profit thru giving their best cows a real chance for high efficient production. In addition the club makes it possible to give credit to Illinois' high producing cows and recognize dairymen who are successfully applying improved practices in dairying. Make a study of your cows with the tester upon his next visit and nominate all cows that have a possibility of meeting the requirements.

HONOR LIST FOR OCTOBER

Average Production of Each Association

Association	Tester	No. herds	No. cows	Average milk	Average fat	Percent- age dry
McLean #2	Raymond Dauwalder	12	171	565	30.4	5.8
McLean #1	Raymond Dauwalder	9	248	501	28.6	9.7
Moultrie	P. J. Smith	22	256	519	26.3	18.4
Moles	Marvin Fairchild	22	256	524	25.8	14.1
Mazewell #2	John Caldwell	24	323	566	25.5	12.1
Macomb-Ford	Angus Taylor	27	261	540	25.2	14.2
Menard-Mason-Logan	Ludie Knisley	3	29	527	25.0	27.6
McGee	Carl Lund	17	354	569	24.2	11.3
Mazewell #1	Elbert Anderson	13	372	559	24.2	10.5
McDouglas	Ludie Knisley	15	145	548	24.2	15.9
Minnebago #2	Paul Cavello	22	328	608	24.0	7.0
McKalb	Clarence Wales	25	442	651	23.9	13.6
McKee #1	Robert Howard	20	348	628	23.3	10.9
McKane #3	Clarence Hellie	17	650	657	23.2	17.4
McKane #2	R. H. McNair	27	762	648	23.0	11.3
McWitt-Macon-Piatt	Ludie Knisley	12	186	447	22.8	14.0
McLivingston	Harold Sutter	22	261	497	22.7	12.6
McPage #1	Chris Weigle	17	327	598	22.4	10.4
McMill #1	W. H. Baldridge	21	527	591	22.4	11.6
McSalle-Marshall-Putnam	Alvin Misselt	32	490	500	21.8	12.9
McIllinois State	Raymond Buker	15	909	648	21.7	17.9
McHenry #2	James Cox	19	480	608	21.7	15.8
McMarroll	Wallace Williams	12	198	558	21.5	15.7
McSt. Clair-Monroe-Pandolph	Franz Schultze	18	279	512	21.4	20.1
McStephenson #1	Maurice Poppen	30	538	575	21.2	19.0
State Average		1077	19,583	535	21.2	15.8
McCo #1	Carl Boehle	24	352	527	21.1	18.8
McBureau-Stark	K. Nielson	16	218	519	21.1	20.2



Montgomery-Macoupin	Jim Bilbrey	9	97	522	20.9	16.5
Madison	Jim Bilbrey	6	83	500	20.9	19.3
McHenry #1	Eldred Johnson	20	581	543	20.8	17.6
Woodford	Bertis Frohling	15	182	470	20.8	25.8
Effingham #2	Jim Bilbrey	8	119	558	20.6	12.6
McHenry #3	Lloyd Fritsch	24	636	559	20.5	15.9
Will #2	Ben Trent	18	341	571	20.3	12.0
Lee-Bureau	Eugene Johnson	30	339	476	20.1	13.6
Winnebago #3	Dale Langholf	25	333	529	20.0	24.0
Boone #3	Chester Watts	26	459	539	19.9	13.7
Kankakee	Warren Erschen	15	274	573	19.8	10.6
Christian	Louis Ducwer	23	388	417	19.8	16.2
Whiteside #1	Carl Lund	23	409	479	19.7	16.1
DuPage #2	Lloyd Hein	21	495	505	19.5	19.6
Lake #2	K. Hoffman	18	455	499	19.5	12.1
Wabash Valley	Charles York	15	216	395	19.5	23.1
Greene-Morgan	Oren Nash	25	423	428	19.2	18.4
Whiteside #2	Kenneth Klendworth	10	133	507	19.1	17.3
ToDaviess	Carroll Spickler	25	437	506	19.1	19.2
Knox	Jack Owens	18	342	408	18.9	19.0
Troquois	Leonard McCoy	12	220	475	18.3	14.1
Stephenson #2	Harry Sartorius	24	395	478	18.2	13.9
Dendall	Miller Fulton	19	251	429	18.0	18.7
Boone #2	Clifford Johnson	21	406	469	17.9	16.3
Effingham #1	Charles Masching	23	255	471	17.8	17.6
Macoupin	H. E. Taube	16	319	442	17.8	21.0
Lee #2	Joe Miles	20	372	460	17.3	28.8
Winnebago #1	James Carter	15	261	433	17.2	17.6
Southern Illinois	Berlin Campbell	19	262	333	17.0	18.3
Boone #1	John Timm	13	274	462	16.8	12.8
Vermilion-Edgar-Clark	Leonard McCoy	8	116	356	15.9	21.6

Highest Producing Herd in Each Association

Association	Owner	No. cows	No. milkings	daily	Breed	Milk	Fat
Boles	Tony Rathe & Son	6	2		P B J	881	54.6
Coultrie	T. L. Ridgway	5	2		P B H	1132	46.2
Dane #3	Moosheart Farm	47	2-3		"	1291	44.6
Leonard-Mason-Logan	Yapp & Gocke	6	3		"	1196	44.4
LaSalle-Marshall-Putnam	Eugene Collins	8	2		Mixed	926	43.8
Maczwell #2	Walter Meyer	6	3		G H	1194	42.7
Macampaign-Ford	John Busboom	10	2		P B G	803	42.7
McLean #2	Harold Birckelbaw	8	2		G G	730	41.4
Winnebago #2	G. Kindberg	7	2		PB & GJ	877	41.0
McLean #1	Grant Kinsey	17	2		G G	692	40.7
Dane #2	A. E. Howard	25	2		P B H	954	38.6
McKalb	Clyde Hueber	16	2		G H	974	38.1
DuPage #2	Country Home Farm	15	3		PB & GH	1076	36.1
Whiteside #2	Fred Bleitz	12	2		G H	1005	36.0
Macoupin	Pocklington Bros.	14	2-3		PB & GH	946	35.0
Dendall	Edward Hage	9	2		G B S	927	36.0



Greene-Morgan	Geo. Preston	11	2	G J	662	35.7
Effingham #2	Tony Bergfeld	13	2	P B H	1004	35.6
Boone #3	S. A. Ellsworth	13	2	P B H	916	35.2
Livingston	James A. McCabe	12	2	PB & GJ	539	34.9
Lee #1	Joc Rapp	10	2	G H	948	34.8
Winnebago #3	Herman Eichman	6	2	P B H	895	34.7
McHenry #3	H. C. Koltz & Sons	26	2	PB & GH	907	34.6
Douglas	Simon Marnier	8	2	PB & GH	853	34.6
Woodford	Walter Taylor	15	2	P B H	869	34.4
McHenry #2	J. D. Chivers	15	2	G H	1048	34.2
Lee-Bureau	E. F. Erbes	12	2	G J	579	34.2
Effingham #1	Tressa Poehler	9	2	P B H	987	33.8
Knox	B. Everett Leigh	11	2	P B J	640	33.4
Stephenson #2	John R. Logan & Son	11	2	P B H	917	32.8
Montgomery-Macoupin	Walter Huber	9	2	P B B S	878	32.7
DeWitt-Macon-Piatt	Charles Stout	22	2	PB & GG	582	32.7
Will #1	Frank B. Sayers	10	2	P B H	879	32.6
Kankakee	Mrs. Julia Dickman	16	2	Mixed	752	32.6
Lake #1	Cold Spring Farm	11	2	P B H	962	32.3
JoDaviess	Heidenrich Bros.	21	2	PB & GG	611	32.1
St. Clair-Monroe-Randolph	Edward Seib	8	2	PB & GH	879	31.8
Bureau-Stark	Brown Munro	6	2	Mixed	597	31.8
Stephenson #1	H. M. Phillips	30	2	PB & GH	855	31.5
Tazewell #1	Tazewell Dairy	31	2	Mixed	669	31.5
McHenry #1	W. H. Gardner	23	2	P B H	909	31.4
Boone #2	E. H. Ellingson	18	2	"	749	31.4
Will #2	J. W. Patterson	17	2	PB & GH	891	30.8
Lee #2	Ward Shank	23	2	G H	874	30.5
Whiteside #1	Frank Reitzel	32	2-3	PB & GJ	568	30.3
Ogle	Rock River Farms	132	2-3	Mixed	831	29.9
Southern Illinois	Dee Small	5	2	G J	637	29.6
Wabash Valley	Chester J. McCord	13	2	P B J	465	29.5
Carroll	Ward Weidman	18	2	PB & GH	766	29.3
DuPage #1	Matthews Bros.	13	2	P B H	913	29.1
Vermilion-Edgar-Clark	Lindsey Brothers	5	2	P B G	562	29.1
Illinois State	Illinois St. Reformatory	78	2	G H	829	28.6
Madison	Oliver Spitze	9	2	P B H	803	28.6
Christian	Frank Roberts	18	2	Mixed	411	27.7
Lake #2	Burdick & Marrs	9	2	"	798	26.5
Iroquois	Williams & Margrey	14	3	PB & GH	740	25.5
Winnebago #1	Kenneth Palston	14	2	G H	655	24.3
Boone #1	Sellick & Gritzbaugh	20	2	PB & GH	664	22.5

C. S. Rhoads


J. G. Cash

Printed in furtherance of the Agricultural Extension Act approved by Congress May 8, 1914. H. W. Mumford, Director  
Extension Service in Agriculture and Home Economics  
University of Illinois





Report of  
DAIRY HERD IMPROVEMENT ASSOCIATIONS IN ILLINOIS  
December, 1935



THE LIBRARY OF THE  
SEP 13 1939  
UNIVERSITY OF ILLINOIS

**W**E EXTEND TO ALL  
MEMBERS OF THE  
D.H.I.A. FAMILY  
OUR SINCERE  
WISHES FOR A  
JOYFUL CHRISTMAS  
AND A NEW YEAR  
ABUNDANT WITH  
HAPPINESS AND  
GOOD HEALTH  
C. S. RHODE  
J. G. CASH






# FARM and HOME WEEK

University of Illinois

Urbana

Jan. 13-17

1936



You, your family, and friends are cordially invited to attend Farm and Home Week at the University of Illinois, January 13 to 17. Illinois people do not need an invitation to visit the University. Nevertheless, we are extending this one because we want you to come.

Farm and Home Week is a friendly affair. New contacts are made and old friendships strengthened and renewed. It is an important annual event in Illinois agricultural affairs and offers an opportunity for you and your family to take a few days from the regular winter routine for study and pleasure.

The program for this year is designed to meet the present situation. Visitors will have an opportunity to hear leading men and women in the agricultural and political fields discuss many of the important problems facing agriculture today. Approximately forty different courses in agriculture and related subjects will be offered. One may take a straight dairy course or may select some courses in farm management, agricultural economics, poultry, or courses dealing with any other phase of farming. Special courses have been arranged for homemakers.

The meetings of the state dairy cattle breed associations should be of interest to every dairy herd improvement association member breeder. Close cooperation among breeders can do a lot for each dairy breed in Illinois. All breed association meetings will be held in Room 205 Old Agriculture Building. The Brown Swiss breeders will meet on January 14, the Jersey breeders on January 15, and the Guernsey breeders on January 17.

The evening program offers plenty of fun and entertainment. There will be drama tournaments, folk games, music, and athletic events.

We shall be especially glad to have our dairy herd improvement member friends with us this year. Make Room 120 Old Agriculture Building your headquarters. Come and bring your friends.



THINK THESE OVER

In 1934, 20,000 dairy cows owned by members of Dairy Herd Improvement Associations in Illinois produced 324.9# of butterfat per cow. In 1925 the average association cow produced 282# of fat. A cow of this level of production returned \$52 above cost of feed in 1934, while a 324#-butterfat producer returned \$64, or \$12 more than the 1925 model. If Dairy Herd Improvement Association members had secured the same level of production in 1934 they had in 1925 their cows would have returned \$240,000 less above cost of feed during the year.

In October 1935 the farm prices of butterfat in relation to feed grain prices reached the highest point in nineteen months. One pound of butterfat was equivalent in price to 23.3# of feed grains as compared to 16.5# in October, 1934, and 32.4# for the 1925-29 October average.

The number of milk cows on January 1, 1936, will be approximately 600,000 head under the number on hand January 1, 1935. No marked change is expected in milk cow numbers during the next two years. The number of heifer calves and heifers being raised is slightly less than the number required for replacements.

The program to eradicate Bang's disease and tuberculosis resulted in eliminating 737,000 head of cattle during the year ending July 1, 1935. The growth in population during the next year or two, is likely to be greater proportionately than the increase in the number of dairy cows.

The decline in production per cow from September to November, 1935, was considerably larger than the average decline between these two dates in the period 1925-29.

From May 1 to October 31, 1935, the government purchased 7,006,000# of butter, 194,000# of cheese, 9,431,000# of evaporated milk, and 9,322,000# of dry milk. These supplies were distributed thru relief channels.

The trend in purchasing power of factory payrolls is upward.

Storage stocks of butter on October 1, 1935, were in excess of the average holdings for that period, but the out-of-storage movement is greater.

Due largely to shorter supplies of butter and high price levels of lard, oleomargarine consumption increased 72% during the first seven months in 1935.

Last year a Dairy Herd Improvement Association member had a herd that averaged 339.2# of fat and returned \$35.72 above cost of feed. The high cow produced 537# of fat and returned \$88.81, while the low cow produced 187# of fat. The value of her production lacked \$3.78 of paying the feed bill.

ATTENTION MEMBERS AND TESTERS

We would not find much fault with the statement, "a herd made up of individuals of a relatively high level of production is to be desired over one that has an exceptionally good cow or two in it and the others poor."

This does not mean, however, that the dairyman and breeder should not pay close attention to individual cows. Many of the good herds in the state have been built around one or two good cow families. It is only by watching the continuous





performance of the good cows that one is able to single out the consistently high producers that prove to be good brood cows.

The Illinois 500 Pound Butterfat Cow Club is an aid in herd improvement. Of the 259 cows that met the requirements of the club in 1934, eighty had a total of 111 previous records above 500 pounds of fat. Twenty-five cows had two previous records over the 500 pound mark and three had a total of four records each above 500 pounds.

There are very few, if any, members in the state who have had cows meet the requirements of the club who were not proud of it.

The new club for 1936 starts January 1. The entries must be in by February 1. One thousand forty cows are in the club this year. We should have a larger entry for 1936. The testers have the entry cards. At least one entry from each member's herd would make a real club for the new year.

HONOR LIST FOR NOVEMBER  
Average Production of Each Association

Association	Tester	No. herds	No. cows	Average milk	Average fat	Percent- age dry
Menard-Mason-Logan	Ludie Knisley	3	32	701	30.3	15.6
Moultrie	P. J. Smith	18	216	566	28.8	18.1
McLean #2	Raymond Dauwalder	12	180	515	28.5	10.6
McLean #1	Raymond Dauwalder	9	248	459	27.5	10.5
Champaign-Ford	Angus Taylor	27	285	598	26.5	8.8
Coles	Marvin Fairchild	22	264	475	23.9	13.3
DeKalb	Clarence Wales	24	436	644	23.8	13.5
Douglas	Ludie Knisley	15	144	516	23.7	14.6
Ogle	Carl H. Lund	17	370	635	23.6	15.1
Tazewell #1	Elbert Anderson	14	407	525	23.5	14.7
Tazewell #2	John Caldwell	24	327	508	23.5	11.9
Winnebago #3	Dale Langholf	25	352	635	23.4	14.8
Effingham #2	Jim Bilbrey	8	122	615	23.0	12.3
Kane #2	R. H. McNair	25	707	640	22.9	13.4
Montgomery-Macoupin	Jim Bilbrey	6	57	558	22.8	5.3
Lake #1	Robert Howard	20	358	617	22.5	13.1
Kane #3	Clarence Hellie	17	670	629	22.4	20.4
Winnebago #2	Paul Cavello	22	336	559	22.4	11.0
Wabash Valley	Charles York	13	247	462	22.4	15.4
Bureau-Stark	Kenneth Nielson	16	213	543	22.2	21.1
McHenry #2	James Cox	19	491	595	22.1	15.9
Stephenson #1	Maurice Poppen	30	526	593	22.1	17.1
DuPage #1	Chris Weigele	17	330	553	21.7	13.3
DeWitt-Macon-Piatt	Ludie Knisley	10	182	413	21.7	13.2
Illinois State	Raymond Buker	15	911	612	21.2	17.3
Carroll	Clyde Sisler	13	214	556	21.2	19.5
Sangamon	Louis Duerer	17	269	453	21.1	14.2
State Average		1022	18565	522	20.3	16.5
Livingston	Harold Sutter	24	282	453	20.8	16.3
Adams-Brown-Schuyler-Pike	James Hadden	24	375	427	20.7	13.3
DuPage #2	Lloyd Hein	20	480	522	20.3	16.0
St. Clair-Monroe-Randolph	Franz Schultze	19	292	484	20.3	21.9
McHenry #3	Lloyd Fritsch	23	623	544	20.1	18.9





ook	Gerrit Laseur	19	482	528	20.1	16.6
ee #1	Carl Boehle	22	341	522	20.1	18.5
cHenry #1	Eldred Johnson	18	535	520	19.9	19.6
adison	Jim Bilbrey	8	103	533	19.7	16.5
ee #2	Joe Miles	20	363	528	19.7	22.0
aSalle-Marshall-Putnam	Alvin Misselt	28	459	434	19.5	19.0
ffingham#1	Chas. Masching	23	261	513	19.3	16.1
ake #2	K. A. Hoffman	17	448	489	19.2	15.2
ee-Bureau	Eugene Johnson	29	323	441	19.2	19.8
acoupin	H. E. Taube	11	233	485	19.1	19.7
hristian	Lewis Piper	12	171	399	19.0	9.9
oDaviess	Carroll Spickler	24	409	508	18.9	17.8
ermilion-Edgar-Clark	Leonard McCoy	10	141	403	18.9	23.4
ankakee	Warren Erschen	19	327	498	18.5	13.8
nox	Jack Owens	16	310	389	18.4	15.8
bone #3	Chester Watts	26	459	484	18.3	13.3
ill #2	Ben Trent	19	350	498	18.2	14.3
enry-Rock Island	Ralph Wenstrom	17	224	474	18.1	17.9
bone #2	Clifford Johnson	13	296	458	18.0	23.0
innebago #1	James F. Carter	17	293	470	17.9	20.1
endall	Miller Fulton	19	242	406	17.2	19.0
tephenson #2	Harry Sartorius	24	378	456	17.0	19.8
bone #1	Geo. Smith	11	222	441	16.9	21.2
outhern Illinois	Berlin Campbell	20	298	358	16.3	20.1
roquois	Leonard McCoy	11	202	374	14.8	28.7
hiteside #2	Kenneth Klendworth	10	131	374	14.5	28.2

Highest Producing Herd in Each Association

Association	Owner	No. cows	No. milk-ings daily	Breed	Milk	Fat
enard-Mason-Logan	Yapp & Goeke	9	3	P B H	1474	51.6
acoupin	Pocklington Bros.	16	2-3	PB & GH	1171	44.7
oles	Tony Rathe & Son	6	2	P B J	752	44.1
aSalle-Marshall-Putnam	Eugene Collins	7	2	Mixed	850	41.8
ee #1	H. D. Ditch	5	2-3	PB & GH	981	39.8
iams-Brown-Schuyler-Pike	A. F. Richards	6	2	FB & GBS	903	39.6
ne #3	Mooseheart Farm	47	2-3	P B H	1136	39.5
annebago #3	Herman Eickman	6	2	P B H	1019	39.3
ampaign-Ford	Clyde Fisher	10	2	G H	854	39.0
zewell #2	Walter Meyer	7	2	PB & GH	1063	38.8
lean #1	Snow & Palmer	23	2	G G	700	38.7
cHenry #2	Maywood Farm	12	2-3	P B H	989	38.0
ee-Bureau	C. B. Keigwin, Jr.	8	2	"	1047	37.8
Kalb	Rolf & Roberts	8	3	PB & GH	1052	37.4
ultrie	S. J. Kensil & Son	23	2	G H	1165	37.3
ne #2	A. E. Howard	22	2	P B H	895	36.9
enry-Rock Island	Ira Sellon & Sons	15	2	"	989	36.4
ffingham #2	Tony Bergfold	12	2	"	1003	35.2
ermilion-Edgar-Clark	Wm. R. Belton	7	2	Mixed	626	35.1
nox	B. Everett Leigh	11	2	P B J	587	34.9
lean #2	Wm. Mays & Sons	11	2	"	548	34.5
tephenson #2	John R. Logan & Son	8	2	P B H	1106	34.4



DuPage #2	Country Home Farm	15	3	P B H	1038	34.2
Stephenson #1	Ray Folgate	12	2	P B B S	859	34.1
Lee #2	DeWitt Morgan	23	2	PB & GH	1030	34.0
Bureau-Stark	Elton B. Anderson & Son	10	2-3	"	867	34.0
Douglas	John Coslet	11	2	G G	620	33.9
McHenry #3	Peters Brothers	31	2	PB & GH	879	33.5
Montgomery-Macoupin	Dick McReynolds	12	2	G J	704	33.2
McDaviss	Otto Nagel	17	2	P B H	1048	32.9
Livingston	Leslie Schade	14	2	G G	660	32.6
Effingham #1	Ray Deters	14	2	G H	964	32.5
Winnebago #2	Gust Kindberg	7	2	PB & GJ	601	31.4
Rock	Palanois Farm #2	17	3	P B H	875	31.0
Lake #1	Cold Spring Farm	10	2	"	953	30.9
Wabash Valley	Chester McCord	12	2	P B J	483	30.7
DeWitt-Macon-Piatt	Charles Black	9	2	PB & GJ	529	30.6
Wedge	Elmer Hoover	6	2	P B H	640	30.4
Tazewell #1	Tazewell Dairy	33	2	Mixed	631	30.4
Winnebago #1	John H. Volsch	9	2	"	931	30.3
DuPage #1	Alfred Meyer	18	2	"	787	30.0
Illinois State	St. Penitentiary (Menard Branch)	63	2	G H	904	29.9
Coone #3	Harvey Griffis	11	2	PB & GH	809	29.9
Marroll	Strandsdale Farm #1	40	2	P B H	783	29.8
Wangamon	Chas. Krell & Sons	12	2	Mixed	621	29.7
Christian	Lawrence Young	14	2	PB & GG	556	29.4
McHenry #1	E. A. Thomas	17	2	PB & GH	743	28.6
Madison	Oliver Spitzes	9	2	P B H	830	28.3
St. Clair-Monroe-Randolph	Jacob Batton & Sons	17	2	PB & GH	741	27.9
Wendall	Edward Hage	9	2	G B S	688	27.1
Whiteside #2	Fred Bleitz	12	2	"	702	25.6
Coone #1	Hans Peterson	23	2	PB & GH	686	25.5
Will #2	Frank M. Lewis	11	2	"	703	25.0
Waukegan	Surprenant & Taylor	30	2	P B H	692	24.8
Southern Illinois	Otto Shafer	11	2	G J	517	24.8
Coone #2	F. M. Davis	31	2	P B J	589	24.7
Lake #2	Burdick & Marrs	8	2	Mixed	677	23.9
Macoupin	Fred Knapp Jr.	19	2	G G	448	21.7

C. S. Rhode

J. G. Cash

Printed in furtherance of the Agricultural Extension Act approved by Congress May 8, 1914. H. W. Mumford, Director, Extension Service in Agriculture and Home Economics University of Illinois

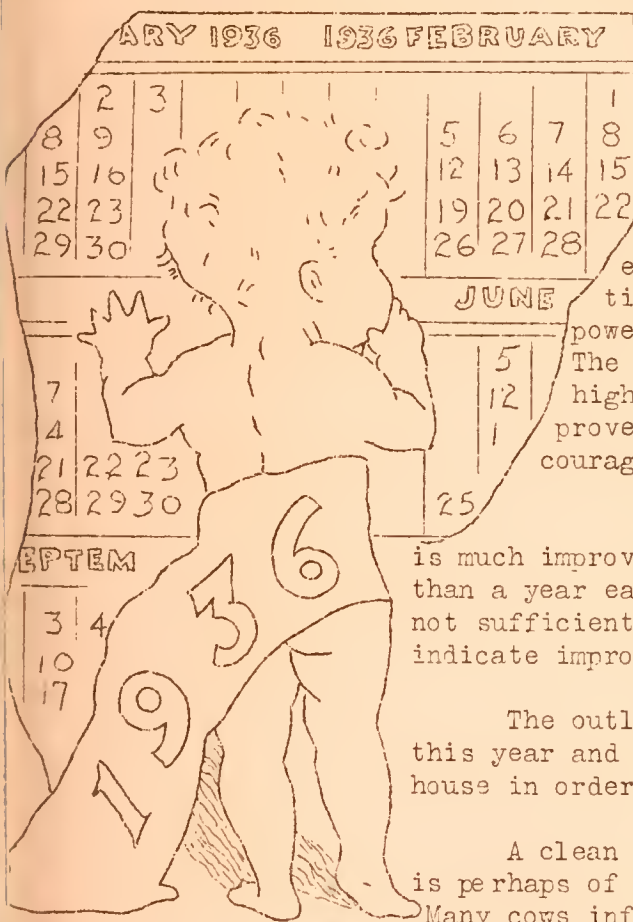


REPORT OF  
DAIRY HERD IMPROVEMENT ASSOCIATIONS IN ILLINOIS

January, 1936 THE LIBRARY OF THE

SEP 13 1935  
UNIVERSITY OF ILLINOIS

1936



We are at the beginning of a New Year. The outlook is encouraging and opportunities for making improvements should be greater this year. Prices are higher and the total expenditures for dairy products are substantially greater than a year ago. Consumer buying power is expected to increase during the year. The trade output of manufactured dairy products is higher than last year. Cattle prices have improved and the demand for breeding stock is encouraging.

The relationship between feed and dairy prices is much improved. There were fewer cows on farms January 1 than a year earlier and the number of heifers on hand is not sufficient for normal replacements. All of these things indicate improvement.

The outlook is bright. The greatest return will come this year and in the future to the dairyman who has his house in order.

A clean herd is fundamental. Abortion (Bang's disease) is perhaps of greatest concern because of the toll it takes. Many cows infected with Bang's disease become non-breeders and pass out of the herd, calves are lost, and returns reduced. Any dairyman is seriously handicapped with a diseased herd.

Efficiently produced grains and roughage fed to good cows should give greater returns. Good farming, as well as efficient cows, pays dividends. Crop and pasture fields, soil fertility, cropping systems, and efficient use of labor have a direct bearing on income.

The breeding program is important. A program built around good herd sires, cow families, careful selection, and continuous testing has much to recommend it.

The size of the herd is not as important as the kind of cows one keeps. Many small herds of good cows make greater returns from less total production than larger herds of less efficient cows.

All of the above things are important because they are a means to an end: Better Living.





HONOR LIST FOR DECEMBER  
Average Production of Each Association

Association	Tester	No. herds	No. cows	Average milk	Average fat	Percent-age dry
Benard-Mason-Logan	Ludie Knisley	3	32	761	31.7	9.4
Boultrie	P. J. Smith	20	235	626	31.5	16.2
Clear #2	Raymond Dauwalder	12	169	530	29.9	12.4
Douglas	Ludie Knisley	15	151	606	28.6	10.6
Engle	Carl Lund	19	415	751	28.0	14.7
Innebago #3	Dale Langholf	25	563	776	27.7	12.4
Clear #1	Raymond Dauwalder	8	206	470	27.4	16.5
DeKalb	Clarence Wales	25	456	728	27.1	10.5
Dureau-Stark	Kenneth Nielson	16	213	643	27.1	17.8
DuPaign-Ford	Angus Taylor	28	274	601	27.0	9.1
Douglas	Marvin Fairchild	22	264	528	26.9	12.1
Earroll	Clyde Sisler	14	238	664	26.1	17.2
Stephenson #1	Maurice Poppen	28	493	695	25.6	18.1
Henry #2	James Cox	19	492	688	25.2	15.0
Hill #1	W. H. Baldrige	22	583	681	25.2	12.2
Lee #1	Carl Boehle	21	333	657	25.2	15.3
Lake #1	Robert Howard	21	384	643	24.7	14.8
Montgomery-Macoupin	Jim Bilbrey	8	77	612	24.6	13.0
Madison	Jim Bilbrey	7	86	633	24.5	14.0
Northash Valley	Charles York	14	195	486	24.5	13.3
Orzewell #2	John Caldwell	24	337	523	24.4	16.3
Innebago #2	Paul Cavello	21	341	618	24.3	10.6
St. Clair-Monroe-Randolph	Franz Schultze	22	333	577	24.3	18.6
Stane #2	R. H. McNair	25	720	679	24.2	12.5
StuPage #1	Chris Weigele	17	314	603	24.2	11.8
Woodford	Bertis Frohling	14	185	562	24.0	15.7
Henry #3	Lloyd Fritsch	25	671	650	23.8	14.2
Lee #2	Joe Miles	19	361	635	23.6	15.0
Henry #1	Eldred Johnson	21	604	604	23.6	15.1
Wffingham #1	Ernest Reatter	22	242	615	23.5	13.6
Livingston	Harold Sutter	23	276	520	23.4	13.1
Stone #2	Clifford Johnson	19	372	605	23.3	16.4
State Average		1091	19,626	582	23.3	16.4
Angamon	Louis Duerer	17	266	506	23.0	18.8
DeWitt-Macon-Piatt	Ludie Knisley	12	194	441	22.9	19.6
Illinois State	Raymond Buker	14	910	667	22.8	17.7
Book	Gerrit Laseur	20	485	583	22.5	14.4
Henry-Rock Island	Ralph Wenstrom	14	189	609	22.4	19.0
StuPage #2	Lloyd Hein	24	552	597	22.2	16.3
Nox	Donald Nelson	16	278	437	22.2	12.9
Macoupin	H. E. Taube	14	265	605	22.1	17.0
Stone #1	George Smith	10	216	602	21.9	18.1
Waukegan	Warren Erschen	11	186	608	21.8	16.7
Innebago #1	James Carter	17	286	544	21.6	16.8
Christian	Lewis Piper	16	227	419	21.5	11.9
Lake #1	K. A. Hoffman	17	465	531	20.9	17.2
Wright-Schuyler-Adams	James Hadden	23	354	426	20.9	18.6
Wassalle-Marshall-Putnam	Alvin Misselt	33	526	462	20.7	21.7
Stone #3	Chester Watts	24	431	557	20.5	15.5
Hill #2	Ben Trent	18	335	549	20.5	17.3



ffingham-Fayette	Lowell Kiger	14	206	524	20.4	20.9
ond	Chas. Bennett	6	105	377	20.3	21.0
iteside #1	George Ross	17	278	502	20.5	20.5
ermillion-Edgar-Clark	Leonard McCoy	10	138	410	20.2	25.9
o Daviess	Carroll Spickler	26	448	513	20.0	19.0
reene-Morgan	Oren Nash	25	438	435	20.0	26.9
endall	Miller Fulton	19	253	473	19.9	20.5
ersey	Charles Bennett	12	192	393	18.9	25.6
iteside #2	Kenneth Klendworth	8	112	472	18.5	29.5
outhern Illinois	Berlin Campbell	22	302	408	18.5	17.9
ephenson #2	Robert Whitney	23	354	469	18.2	21.6
oquois	Leonard McCoy	10	185	399	16.3	29.2

Highest Producing Herd in Each Association

Association	Owner	No. cows	No. Milkings daily	Breed	Milk	Fat
ffingham #1	Noble Priess	7	2	P B H	1400	60.1
icoupin	Pocklington Bros.	16	2-3	PB & GH	1459	45.1
ephenson #1	Lewis Mustert	9	2	"	1394	47.6
ard-Mason-Logan	Yapp & Goeke	9	3	P B H	1390	45.4
odford	Lee Scherer	7	2	G H	1285	45.4
Kalb	Rolf & Roberts	8	3	PB & GH	1255	45.2
ne #3	Mooseheart Farm	5	2-3	P B H	1021	45.1
le	Ralph R. Thomas	14	2	PE & GH	1147	44.6
zewell #2	Fred Swartzendruber	9	2	PE & GJ	789	44.6
ne #2	A. E. Howard	23	2	P B H	1048	43.9
annebago #3	L. A. Larson & Son	26	2	PE & GH	1260	43.8
ffingham-Fayette	Tony Bergfeld	11	2	P B H	1194	43.8
Henry #2	Maywood Farm	12	2-3	"	1150	43.3
e #1	V. S. Pomeroy	8	2	G H	1242	42.0
ll #1	Four Pine Farm	23	2	P B B S	998	41.9
rroll	John Derrer	25	2	P B H	1071	41.3
Salle-Marshall-Putnam	Eugene Collins	10	2	GG & H	851	40.4
les	Tony Rathe & Son	6	2	P B J	680	40.4
ultrie	Roy B. Martin	6	2	"	588	40.1
own-Schuyler-Adams	A. F. Richards	6	2	PE & GES	912	39.2
uglas	Abe D. Yoder	12	2	Mixed	845	38.6
ke #1	Herman Dunker	30	2	P B H	1012	38.4
reau-Stark	James Ames	12	2	Mixed	777	37.9
Henry #3	Peters Brothers	50	2	PE & GH	1003	37.7
Lean #1	Snow & Palmer	22	2	G G	645	37.7
ristian	H. L. Deal	12	2	Mixed	623	37.6
e #2	Keith Swarts	10	2	Mixed	893	37.2
ok	C. D. DeBarry	15	2-3	P B G	703	36.6
ephenson #2	John Foss	9	2	Mixed	955	36.3
Daviess	Curtiss Bros.	17	2	P B H	991	36.2
vingston	Leslie Schade	14	2	G G	717	35.9
ampaign-Ford	John G. Busboom	11	2	P B G	634	35.9
reene-Morgan	Geo. Preston	12	2	PE & GJ	640	35.7
ndall	Wheeler Bros.	9	2	G H	1050	35.6
Page #1	Alfred E. Meyer	18	2	P B H	923	35.5
iteside #2	Richard Shalts	10	2	PE & GJ	764	34.9



t. Clair-Monroe-Randolph	A. D. Fulton & Sons	15	2	G J	651	34.8
cLean #2	W. D. Alexander	58	2	G G	648	34.4
uPage #2	Burr Ridge Farm	19	2	PB & GG	726	34.3
abash Valley	Chester McCord	12	2	P B J	580	33.8
eWitt-Macon-Piatt	W. W. Tennant	6	2	PB & GG	576	33.8
ontgomery-Macoupin	Elmer Huber	7	2	G B S	896	33.5
ill #2	Ralph Kemmerer	8	2	G H	836	33.5
innebago #1	Geo. Pepper & Son	19	2	G J	623	32.6
chHenry #1	E. A. Thomas	17	2	PB & GH	924	32.5
oone #2	Charles White	14	2	GH & GG	777	31.8
nox	B. Everett Leigh	11	2	P B J	512	31.8
oone #3	F. A. Lobdell	10	2	G H	888	31.7
adison	Joe Titchenal	12	2	PB & GJ	704	31.7
llinois State	State Penn. (Menard Branch)	66	2	G H	943	31.6
ermilion-Edgar-Clark	Lindsey Brothers	5	2	P B G	596	31.6
innebago #2	M. Whitman	10	2	P B H	783	31.3
ersey	J. V. Kallal	11	2	PB & GH	764	31.3
oone #1	C. E. Johnson	22	2	P B H	903	30.9
enry-Rock Island	F. M. Reed	16	2	"	894	30.7
ankakee	Ruben Kukuck	10	2	Mixed	791	30.0
hiteside #1	Charles Reed	23	2	PB & GH	825	29.5
ond	Fred Potthast	16	2	G H	868	29.2
angamon	W. E. Fry	15	2	G J	494	28.8
roquois	Williams & Margrey	14	3	PB & GH	729	27.7
outhern Illinois	Theo. Leifer	9	2	G G	531	26.9
ake #2	Burdick & Marrs	9	2	Mixed	677	26.1

C. S. Rhode

J. G. Cash

Printed in furtherance of the Agricultural Extension Act  
 approved by Congress May 8, 1914. H. W. Mumford, Director  
 Extension Service in Agriculture and Home Economics  
 University of Illinois, Urbana



Report of  
Dairy Herd Improvement Associations in Illinois  
February, 1936

THE LIBRARY OF THE  
SEP 13 1939  
UNIVERSITY OF ILLINOIS

CAN YOU ANSWER

THESE QUESTIONS ?



1. When and where was the first Dairy Herd Improvement Association organized in Illinois?
2. What members now testing first joined a Dairy Herd Improvement Association?
3. What is the greatest number of Dairy Herd Improvement Associations that have been in operation in Illinois in any one year? What year?
4. How many new associations were organized during 1935?
5. What was the average association cows in butterfat production of 1935? In 1934?
6. What county has the highest percentage of cows on test?
7. What county has the most cows on test?
8. What county made the largest increase in the number of cows tested during 1935?
9. What Dairy Herd Improvement Associations in the state have one hundred percent Bang's-disease-free herds?
10. What county has the largest number of cooperative breeding associations?
11. How many sires were proved thru Dairy Herd Improvement Association records in 1934? In 1935?
12. How many sires proved in 1935 produced daughters better than their dams?
13. How many of the sires proved were alive when proved?
14. How many of the sires living when proved produced daughters better than their dams?
15. How many cows were proved in 1935?

The correct answers to these questions may be found on page 4





HONOR LIST FOR JANUARY

Average Production of Each Association

Association	Tester	No. herds	No. cows	Average milk	Average fat	Percent-age dry
Moultrie	P. J. Smith	17	218	711	35.2	8.3
McLean #2	Raymond Dauwalder	12	157	535	29.2	15.3
Winnebago #3	Dale Langholf	27	393	812	29.1	10.7
Carroll	Clyde Sisler	13	214	739	28.9	13.6
Bureau-Stark	Kenneth Nielson	16	208	669	28.5	18.3
Lee #1	Carl G. Boehle	24	351	735	28.2	15.1
Boone #1	George Smith	6	125	803	28.1	12.0
DeKalb	Clarence Wales	24	441	764	28.0	11.3
Kane #3	Clarence Hellie	17	627	768	27.6	15.2
Douglas	Ludie Knisley	15	149	604	27.5	10.7
St. Clair-Monroe-Randolph	Franz Schultze	22	355	673	27.4	16.1
Lee #2	Orlando Spangler	17	334	709	27.3	13.5
Will #1	Herbert Baldrige	21	511	691	27.0	10.0
Champaign-Ford	Angus Taylor	28	262	524	26.9	9.9
DuPage #1	Chris Weigele	13	330	654	26.8	9.7
Livingston	Harold Sutter	26	291	597	26.8	16.5
Coles	Marvin R. Fairchild	25	300	523	26.7	16.0
Stephenson #1	Maurice Pippen	28	495	736	26.4	19.8
McLean #1	Raymond Dauwalder	9	232	449	26.4	14.7
Tazewell #1	Elbert Anderson	13	361	612	25.9	13.6
Vermilion-Edgar-Clark	Leonard McCoy	127	176	548	25.9	20.4
Tazewell #2	John W. Caldwell	26	346	556	25.8	16.8
Lake #1	Robert B. Howard	23	402	665	25.5	13.9
Effingham #1	Ernest Reutter	21	238	651	25.5	10.5
Kane #2	R. E. McNair	27	755	716	25.3	11.5
Winnebago #2	Paul Cavello	22	363	630	25.2	10.2
Cook	Gerritt Laseur	19	443	645	24.8	12.5
State Average		1037	18,972	627	24.7	15.4
McHenry #3	Lloyd Fritsch	25	569	678	24.5	12.7
Lee-Bureau	Oren Pomeroy	25	262	581	24.5	15.3
McHenry #1	Eldred Johnson	19	562	639	24.4	16.9
Wabash Valley	Charles York	18	349	507	24.2	17.7
Winnebago #1	J. F. Carter	17	295	623	23.9	13.6
DuPage #2	Lloyd L. Hein	24	545	620	23.9	11.4
Illinois State	Raymond Bucker	14	909	698	23.7	17.1
Effingham-Fayette	Lowell Kiger	14	205	592	23.4	22.4
Will #2	Ben Trent	21	431	633	23.3	13.5
Sangamon	Louis Dever	18	300	513	23.3	16.0
Waukegan	Warren Erschen	19	284	623	23.2	18.3
LaSalle-Marshall-Putnam	Alvin Misselt	28	446	526	23.1	20.2
Macoupin-Madison	H. E. Taube	11	229	555	22.9	16.6
Greene--Morgan	Oren Nash	23	437	501	22.8	23.1
Bond	Chas. Bennett	6	104	633	22.5	19.2
Knox	Donald Nelson	14	251	471	22.4	14.3
DeWitt-Macon-Piatt	Ludie Knisley	10	192	442	22.3	19.8
Brown-Schuyler-Adams	James Haden	24	354	456	22.2	19.5
Christian	Lewis Piper	16	223	454	22.0	13.5
Boone #3	Chester Watts	24	419	582	21.5	15.0
Iroquois	Leonard McCoy	10	177	550	21.5	25.4
Lake #2	K. A. Hoffman	17	465	567	21.4	17.8
Jersey	Chas. Bennett	9	129	433	21.1	25.6



JoDavieess	Carroll Spickler	23	399	570	21.0	22.1
Ogle	Carl H. Lund	17	372	341	20.6	9.9
Kendall	Miller Fulton	19	254	503	20.6	23.2
Stephenson #2	Robert Whitney	25	422	546	19.8	20.6
Southern Illinois	Berlin Campbell	23	306	421	19.4	19.0

Highest Producing Herd in Each Association

Association	Owner	No. cows	No. milk-ings daily	Breed	Milk	Fat
Will #1	Frank B. Sayers	11	2	P B H	1,339	54.2
Effingham #1	Noble Pries	9	2	P B H	1,320	51.5
Stephenson #1	Walter Splinter	9	2	P B H	1,440	51.2
DeKalb	Joseph George	10	2	P B H	1,014	48.9
Ogle	J. W. Hemingway	5	2	P B H	1,254	48.2
Carroll	John Derrer	25	2	P B H	1,227	47.0
Moultrie	S. J. Kensil & Son	25	2	G H	1,298	46.7
Lee #2	Keith Swarts	10	2	GH & GJ	1,254	46.6
Macoupin-Madison	Pocklington Bros.	15	3	PBJ & GH	1,246	45.8
Winnabago #3	C. F. Kilker & Son	15	2	P B H	1,301	45.1
Pazewell #2	F. E. Swartzendruber	10	2	PB & GJ	740	44.7
Champaign-Ford	Walter Fisher	10	2	PB & GH	1,249	44.1
Kane #2	A. E. Howard	23	2	P B H	1,133	44.0
McLean #2	Harold Birchelbaw	7	2	G G	726	43.4
Kane #3	Mooseheart Farms	51	2-3	P B H	1,215	43.3
Brown-Schuyler-Adams	A. F. Richards	5	2	G&PB BS	967	43.1
St. Clair-Monroe-Randolph	A. D. Fulton & Sons	18	2	G J	860	42.9
Effingham-Fayette	Tony Bergfeld	12	2	P B H	1,092	42.7
LaSalle-Marshall-Putnam	Harold Mills	8	2	G G	902	41.8
Lee #1	Elmer Fulton	9	2	PB & GH	939	40.8
Coles	Tony Rathe & Son	6	2	P B J	674	40.5
Livingston	Chas. Lauritzen	13	2-3	PB & GH	1,070	39.3
DuPage #1	Alfred E. Meyer	17	3	P B H	1,013	39.2
Lee-Bureau	Curtis Plum & Son	15	2	PB & GH	1,067	38.9
Bureau-Stark	James Ames	12	2	Mixed	839	38.8
Douglas	John McCarty	9	2	PB & GH	1,041	38.7
Wabash Valley	Chester J. McCord	10	2	P B J	610	38.0
McLean #1	Snow & Palmer	24	2	G G	614	37.5
Greene-Morgan	Farrow & Son	14	2	Mixed	742	37.1
Southern Illinois	Otto Shafer	9	2	PB & GJ	746	
JoDavieess	Otto Nagel	18	2	P B H	1,071	36.4
Cock	C. D. DeBarry	14	2-3	P B G	736	36.3
McHenry #3	Peters Brothers	32	2	PB & GH	991	36.1
Kankakee	Mrs. Mary D. Taylor	11	2	PB & GH	1,053	35.8
Winnabago #1	George Pepper & Son	19	2	G J	697	35.8
Christian	H. L. Deol	12	2	Mixed	614	35.5
Kendall	Wheeler Brothers	10	2	G H	994	34.9
Stephenson #2	Ben Hayunga	18	2	PB & GH	1,024	34.5
Lake #1	Herman Dunker	27	2	P B H	953	34.3
Boone #1	Carmichael & Schaefer	24	2	PB & GH	940	34.2
McHenry #1	E. A. Thomas	18	2	PB & GH	953	34.0
Vermilion-Edgar-Clark	T. D. Reynolds & Son	20	2	PB & GH	533	33.7
DuPage #2	Carlton Nadelhoffer	16	2	PB & GH	966	33.4
Boone #3	F. A. Lobdell	10	2	G H	826	33.0



Iroquois	Williams & Margrey	16	3	PB & GH	895	32.8
Winnebago #2	Sohner Brothers	13	2	GH & GG	744	32.3
Tazewell #1	Tazewell Dairy	29	2	Mixed	735	32.5
Sangamon	Chas. Krell & Sons	10	2	Mixed	657	31.9
Illinois State	Illinois Penn. (Menard)	67	2	G H	923	31.4
Will #2	Illinois State Penn.	65	2	G H	889	30.9
Knox	George Knapp	14	2	PB & GG	577	30.4
DeWitt-Macon-Piatt	S. R. Guffin	28	2	PB & GJ	573	29.9
Lake #2	Roney Farm #1	76	2	Mixed	875	28.7
Bond	Geo. Metzgers & Son	16	2	P B H	866	28.2
Jersey	Geo. Krause	10	2	PB & GH	776	27.9

ANSWERS TO QUESTIONS ASKED ON PAGE ONE

1. October, 1910 - McHenry County. The members were John E. DeYarmend, H. F. Echtermach, H. A. Chaso, P. D. Hadley, Chas. Jackett, Fred J. Smith, J. E. Williams, Chas. Rodpath, Walsh Brothers, M. M. Watoley, James O. Tupper, P. W. Stevenson, Thompson Brothers, Harry Smith, Harry Silliman, Ira Pulse, P. S. Seward, John Peters, Robert Oman, A. J. Nothnagel, M. S. Merrill, and McHaben and Kahle.
2. Drew TenBroeck, Snow and Palmer, and the Leach Farms first tested in 1912 in McLean County.
3. Sixty-three. 1936.
4. Seven.
5. 282.3 pounds of fat. 324.9 pounds of fat.
6. Tazewell County.
7. McHenry County.
8. Lee County.
9. Coles and Champaign Counties.
10. Tazewell County. Three.
11. Sixty in 1934. Fifty-nine in 1935.
12. Twenty.
13. Six.
14. One.
15. One hundred.





## RESULTS OF THE 500 POUND BUTTERFAT COW CLUB FOR 1935

A summary of the records made in the Illinois 500 Pound Butterfat Cow Club during 1935 shows that 154 cows met the requirements of the club by producing 500 pounds or more of fat during the year.

Mooseheart Dairy had the highest producing cow in the club; forty-four of the club cows have one other previous record over 500 pounds of fat; twenty have two previous records; eight have three consecutive previous records; and one has been entered in the club six consecutive years and each time produced over 500 pounds of fat.

Eighty-six different owners had cows that met the club requirements. Mooseheart Dairy, Mooseheart, led with sixteen and was followed by A. E. Howard, Dundee, with nine; Snow and Palmer, McLean, C. J. McCord, Newton, Ira S. Sellon and Sons, Galva, Palanois Farm, Palatine, and L. D. Seass, Sullivan, each had four; while Country Home Farm, West Chicago, Ralph Nichols, Hebron, Melvin Dietmeier, Orangeville, and S. A. Ellsworth, Caledonia, each had three.

A purebred Holstein owned by Mooseheart Dairy milked three times daily, led all cows in the club with a production of 23,329 pounds of milk and 824.9 pounds of butterfat. She has one previous record in the club of 575.4 pounds of fat. Palanois Farm with a purebred Holstein placed second; Snow and Palmer with a grade Guernsey was third; Mooseheart Dairy, fourth and fifth; and Frank Peitzel, sixth with a purebred Jersey.

Kane County with twenty-nine cows over the 500 pound mark led all other counties in this respect. McHenry, Tazewell, Moultrie, and Stephenson each had nine cows in the club and McLean had eight.

While Kane County had the largest number of cows, Tazewell and McHenry Counties led in the number of dairymen who had cows in the club. Seven different owners in each of these two counties had one or more cows to qualify. There were five different owners in Kane, Moultrie, Coles, and McLean Counties and four in Stephenson, Boone, Winnebago, Lake, and Lee.

### CLUB DIRECTS ATTENTION TO PERSISTENT PRODUCERS

Thru the Illinois 500 Pound Butterfat Cow Club many of the persistently high producing cows in the state are being located and attention is being directed to them. This accomplishment is of great importance because the great producers that prove to be good brood cows become very valuable in a breeding program.

One of the most outstanding records made in the club during the past year was that of a purebred Jersey owned by S. R. Griffin of Clinton. Many cows in the club made larger records but hers was the sixth consecutive record over 500 pounds of fat. In 1930 this cow produced 606.6 pounds of fat. Continuing on thru 1935 her records were as follows: 608.4, 627.9, 545.9, 672.4, and 543.1.

Seven other cows in the club each have four consecutive records over the 500 pound mark. They are owned by C. J. McCord, Newton, who has two; Elwood and Nelson, DeKalb; F. M. Davis, Rockford; L. D. Seass, Sullivan; Henry Wheeler, Yorkville; and A. E. Howard, Dundee.

A statistical summary of the records is given in the following table.



YEARLY REPORT OF ILLINOIS 500-POUND BUTTERFAT COW CLUB

January 1, 1935 to December 31, 1935

Association	Owner	Breed	Months			Milk	Fat	Previous records	
			dry	2 times milking	3 times milking			over 1934	over 500 pounds 1935
Kane #3	Mooseheart Dairy	PBH		12	23,529	824.9		575.4	
Cook	Palanois Farm #2	PBH	1	11	18,370	765.0	642.5	775.3	
McLean #1	Snow & Palmer	GG	1	11	14,455	759.4			
Kane #3	Mooseheart Dairy	PBH		12	23,483	738.6			
Kane #3	Mooseheart Dairy	PBH		11	20,184	710.4		571.6	
Whiteside	Frank Reitzel	PBJ		12	13,829	707.5			
Effingham #1	N. G. Priess	PBH		12	18,400	702.1	701.9		
Kane #3	George Hawkins	PBH	1	7	18,652	678.9	543.0		
Tazewell #2	Walter H. Meyer	GH	2	9	18,415	673.1		658.2	
Kane #3	Mooseheart Dairy	PBH		12	21,604	670.2			
Kane #3	Mooseheart Dairy	PBH		12	20,238	667.8			
Tabash Valley	C. J. McCord	PBJ		12	10,333	666.2	615.5	550.4	
Kane #2	A. E. Howard	PBH	1	11	15,301	661.6			
Henry-Rock Island	Ira S. Sellon & Sons	PBH	2	10	19,480	655.3			
DeKalb	Joseph George	PBH	2	10	15,570	649.5			
Douglas	John I. Coslet	GG		8	13,322	647.9			
Macoupin-Madison	Pocklington Bros.	GH		5	19,700	645.5			
Carroll	Stransdale Farm #1	PBH	1	7	16,829	643.8	541.5		
Kane #2	A. E. Howard	PBH	1	11	15,517	643.0	603.1		
McLean #1	Snow & Palmer	GG		12	11,380	636.9	532.3		
Lee #1	Joe Rapp	GH	1	11	14,610	626.4			
DePue #2	Country Home Farm	PBH	1	11	16,924	626.3			
LaSalle-Marsball-Putnam	F. V. McKee & Son	GJ		12	10,830	622.2			
Tazewell #2	Fred E. Swartzendruber	PBJ	1	11	11,132	621.9			
Kane #2	A. E. Howard	PBH	1	11	16,092	621.3	619.5	820.4	
Stephenson #1	W. T. Rawleigh	PBH		12	16,472	619.0		688.1	
Lake #1	Martin Olson	GG		12	12,766	614.7	650.0	550.4	
Kane #2	A. E. Howard	PBM		12	18,944	611.0	556.7		
Tazewell #2	A. M. Eiselo & Son	PBBS		12	15,407	609.2			
St. Clair-Monroe-Pandolph	L. B. Eidman & Son	PBJ	1	11	11,722	609.2	539.7	637.7	
McLean #1	Snow & Palmer	GG		12	11,946	608.4			
Kane #3	Mooseheart Dairy	PBH	5		15,127	607.6	875.0	678.8	
Moultrie	L. D. Swass	PBJ		12	11,108	607.6	534.4		
McHenry #3	Peter Brothers	PBH		12	17,885	605.2	610.3	523.6	



Carroll	Ward Weidman	GH	1	11	15,724	597.5
McLean #2	Harold Birekelbaw	GG	1	11	10,744	597.5
Tazewell #2	H. M. Wood	PBH	1	1	17,244	593.5
Kane #3	Mooseheart Dairy	PBH	3	2	16,534	590.0
Effingham #1	N. G. Priess	PBH	1	9	16,187	587.5
Henry-Rock Island	Ira S. Sellon & Sons	PBH	1	12	17,561	583.9
Kane #3	Mooseheart Dairy	PBH	1	1	20,425	583.3
Kane #3	Mooseheart Dairy	PBH	1	12	18,554	582.7
Douglas	John I. Coslet	GG	1	10	11,952	581.8
McLean #2	John Mays	PBJ	1	11	9,282	579.2
Madison	Oliver Spitzer	PBH	1	4	15,694	578.9
McLean #2	Wm. L. Mays	PBJ	1	11	9,332	574.1
Kane #3	Mooseheart Dairy	PBH	3	1	17,877	572.3
Kane #3	Lees & Roush	GH	1	12	14,669	572.2
Kane #3	Mooseheart Dairy	PBH	1	2	18,097	571.9
Henry-Rock Island	Ira S. Sellon & Sons	PBH	1	11	17,324	570.5
Kankakee	Geo. Grob	M	1	12	16,308	570.6
Will	Frank B. Sayers	PBH	1	11	14,575	570.3
Illinois State	Southern Ill. Pen.	GH	1	11	18,035	569.2
Kane #3	Mooseheart Dairy	PBH	2	10	15,615	568.1
Coles	W. O. Storm	GJ	2	10	9,150	564.5
DeKalb	Elwood & Nelson	PBH	2	10	16,503	563.6
Moultrie	Mrs. Reta Wilson	PBJ	1	12	9,768	562.9
McLean #1	Grant Kinsey	GG	1	11	10,055	561.7
Kane #3	A. E. Howard	PBH	1	11	13,446	561.5
Lee #1	Rockyford Dairy	PBH	1	11	13,829	558.1
Wabash Valley	C. J. McCord	PBJ	2	10	10,500	558.1
Winnebago #3	Lundquist & Herbert	GH	1	12	15,159	557.4
Kane #3	Mooseheart Dairy	PBH	1	11	17,145	556.8
McHenry #2	Ralph Nichols	PBH	1	11	15,371	555.5
JoDavies	Bonjour & Kupper-Smith	PBH	1	11	14,443	555.4
Lee #1	Clarence L. Rothe	GG	1	11	14,057	555.0
Stephenson #1	Ray Angle	PBH	1	11	15,569	552.9
Cook	Palanis Farm #2	PBH	1	11	15,643	551.9
McHenry #1	Pine Tree Dairy Farm #1	PBH	1	3	15,337	551.7
Lee #1	H. D. Ditsch	PBH	1	12	15,938	551.5
Stephenson #1	Roy Bowers	PBH	1	1	14,687	548.5
Winnebago #3	Wilford M. Crabb	PBH	2	10	13,785	548.0
Boone #2	F. M. Davis	GJ	1	17	9,849	548.0
Lee #1	Herman Dunker	PBH	1	10	14,844	547.7
						536.4
						537.1
						548.3
						644.9
						512.9
						573.0
						507.3
						577.6
						772.1
						685.0
						673.2
						676.8
						500.5
						562.7
						568.6
						572.7
						724.8
						672.9
						576.4
						510.3



Coles	F. F. Rose	GJ	12	7,487	547.1	
Boone #3	S. A. Ellsworth	PBH	12	15,589	544.9	552.5
Stephenson #1	Melvin Dietmeier	GH	10	14,882	544.3	
Cook	Albert Landmeier	PBH	10	14,770	543.9	
DeWitt-Macon-Piatt	S. F. Griffin	PBJ	2	11,365	543.1	672.4
Lake #1	George Vose	PBH	12	11,988	542.4	
McHenry #2	Ralph Nichols	PBH	11	12,932	541.9	
Colos	Tony Rathc	PBG	11	9,268	540.2	524.9
Colos	W. A. Myers	GBS	1	13,025	539.2	
Winnabago #3	C. H. Nevens	PBH	1	15,166	539.0	748.3
Cook	Palanois Farm #2	PBH	12	13,818	538.4	665.3
McLean #1	Snow & Palmer	GG	3	9,837	538.4	
Iroquois	Edward Lustfeldt	PBBS	1	13,596	538.3	
Boone #3	S. A. Ellsworth	PBH	2	13,263	538.0	
Lake #1	George Vose	PBH	2	11,779	537.2	628.5
Kane #3	John Olson	GH	12	15,774	537.1	
Bureau-Stark	E. B. Anderson & Son	PBH	1	13,962	536.6	
Moultrie	L. D. Seass	PBJ	12	8,744	536.0	564.6
Kane #2	Ices & Roush	GG	2	9,131	535.7	504.7
Stephenson #1	Roy Bowers	GH	6	14,517	535.5	
LaSalle-Marshall-Putnam	Eugene Collins	GG	1	9,931	532.9	
Moultrie	L. D. Seass	PBJ	2	8,252	532.6	
Kane #3	Moosheart Farm	GH	2	16,223	532.1	772.6
McHenry #1	Carey & Hanford	GG	1	9,931	531.9	
Moultrie	Frank Emel	PBJ	12	8,062	531.2	
McHenry #1	W. H. Gardner	PBH	12	13,943	529.6	
Woodford	George Storey	GG	2	10,125	529.2	
Tazewell #2	Mrs. L. LaRosh	GJ	1	11,507	529.1	569.2
Wabash Valley	C. J. McCord	PBJ	1	9,455	528.3	
Stephenson #1	W. T. Rawleigh	PBH	1	17,150	527.6	
Lake #1	Wedgebrook Farm	PBH	1	13,721	524.1	572.8
Tazewell #2	Robert Allen	GG	2	9,282	523.9	
Kondall	Henry Waeclor	GH	1	14,612	522.6	505.6
Illinois State	Ill. State Refor.	GH	2	15,903	522.4	529.7
Kane #2	A. E. Howard	PBH	12	15,123	522.4	552.1
Will	Frank B. Sayers	PBH	2	13,602	520.8	610.5
Lee #1	H. D. Ditsch	PBH	1	13,973	520.2	701.9
Wabash Valley	C. J. McCord	PBJ	1	9,646	519.8	506.2
Lee #1	H. D. Ditsch	PBH	12	12,264	519.5	561.4
LaSalle-Marshall-Putnam	Vernon Hougas	GG	12	9,074	519.2	517.1
DeKalb	Maurice L. Swedborg	PBH	1	12,286	518.5	
St. Clair-Monroe-Randolph	L. B. Eidman & Son	GJ	1	10,222	516.4	584.2
						585.7





Report of  
DAIRY HERD IMPROVEMENT ASSOCIATIONS IN ILLINOIS  
March, 1936

THE LIBRARY OF THE

SEP 13 1939

UNIVERSITY OF ILLINOIS

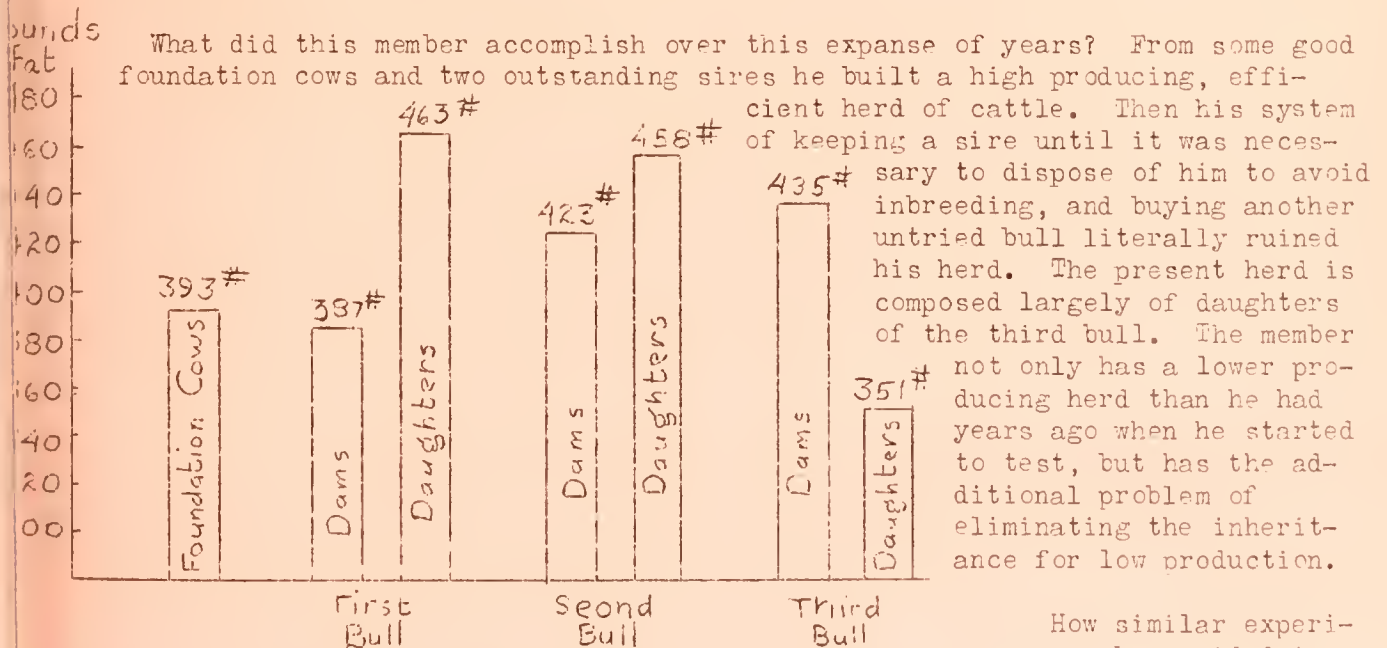
AVOID THIS EXPERIENCE

Starting with a herd of cows that averaged 393 pounds of butterfat and, after using three sires, ending up with a herd that averaged 351 pounds of fat is the experience of a Dairy Herd Improvement Association member who has followed the usual methods of selecting and using herd bulls. His practice was to select a bull, use him the usual length of time, then get another young bull.

The first bull used after he started to test was a good bull. Dam and daughter comparisons show the average production of the dams to which he was mated to be 387 pounds of butterfat, while his daughters averaged 463 pounds. A great step forward had been made thru using this sire.

The second sire followed. Dam and daughter comparisons on him show that he was mated with cows averaging 423 pounds of fat and his daughters averaged 458 pounds. He too was a good bull and held a high level of production in the herd.

Thus far the results of the breeding program used by this member were very satisfactory. Then came the third sire. He was selected as a young bull from a large breeding establishment. Dam and daughter comparisons reveal that he was mated to cows with an average production of 435 pounds of fat and his daughters averaged only 351 pounds.



What did this member accomplish over this expanse of years? From some good foundation cows and two outstanding sires he built a high producing, efficient herd of cattle. Then his system of keeping a sire until it was necessary to dispose of him to avoid inbreeding, and buying another untried bull literally ruined his herd. The present herd is composed largely of daughters of the third bull. The member not only has a lower producing herd than he had years ago when he started to test, but has the additional problem of eliminating the inheritance for low production.

How similar experiences can be avoided is

question with which every serious-minded dairyman and breeder should be greatly concerned.

Prepared by the Department of Dairy Husbandry, University of Illinois, College of Agriculture, Extension Service in Agriculture and Home Economics, Urbana, Illinois



Had this dairyman been cooperating with three or four others with clean herds in a cooperative breeding association, the story would undoubtedly have been different. In these associations herd sires are exchanged each twelve or fourteen months. The first two sires would have been kept in service as long as possible and the third would have been disposed of. Thru the exchange plan no member would have had more than one crop of calves from any one sire until his transmitting ability was known.

The matter of proving herd sires and avoiding serious loss from the use of poor bulls is a serious problem if the dairyman tries to "go it" alone. The problem is easily solved when four or five dairymen with clean herds of the same breed of cattle work together and do these following things:

1. If five men are cooperating they buy five bulls, each owning an interest in all five.
2. Each builds a paddock and breeding pen so that all the bulls will be handled in the same manner.
3. They exchange bulls every twelve to fourteen months. This practice will greatly lessen the damage that a poor bull will do to any one herd.
4. They test all cows in the herd each year in Dairy Herd Improvement Associations. This will insure the testing of the daughters of each bull.
5. If a bull dies or proves undesirable, all go together and replace him.
6. The bulls are not used on outside cows.

A bull put into service at about twelve months of age may normally be proved when he is five to six years old. Under the above plan five bulls would be proved in that time. The same bull would not be used in the same herd much more than a year during the five or six-year period. The investment in bulls would be reduced since it would be unnecessary to buy additional bulls unless some were lost or proved undesirable. The ones that proved to be meritorious would be retained and given extended use and the undesirable ones replaced. Sons of the meritorious sires from good brood cows may be used for replacements.

CORRECTION

Last month the average production for the Ogle County Association was listed as 841 pounds of milk and 20.6 pounds of butterfat. The correct average is 841 pounds of milk and 30.9 pounds of butterfat.

HONOR LIST FOR FEBRUARY

Average Production of Each Association

Association	Tester	No. herds	No. cows	Average milk	Average fat	Percent-age dry
Pultrrie	P. J. Smith	20	243	672	33.2	7.0
Ogle	Carl Lund	19	420	753	28.6	11.4
Winnebago #3	Dale Langholz	25	366	778	28.1	11.7
Campaign-Ford	Angus Taylor	17	181	688	27.9	8.8
Gene #3	Clarence Hellie	15	580	762	27.4	15.9
DeKalb	Clarence Wales	23	482	725	27.0	10.0
Bureau-Stark	Kenneth Nielson	16	212	652	27.0	15.6



ane #3	Mooseheart Farm	52	2-3	P B H	1217	43.7
reene-Morgan	Newton Short	9	2	P B J	653	43.3
ffingham #1	Noble Priess	9	2	P B H	1200	43.2
abash Valley	Chester McCord	11	2	P B J	675	42.3
hampaign-Ford	Walter Fisher	10	2	PB & GH	1210	41.3
azewell #2	F. E. Swartzendruber	10	2	PB & GJ	647	41.3
aSalle-Marshall-Putnam	Harold Mills	11	2	G G	794	41.0
acoupin	Albert Ernst	14	2	P B H	1104	40.7
innebago #3	John Logan & Son	11	2	P B H	1115	40.6
ffingham-Fayette	Tony Bergfeld	12	2	"	1000	40.4
oultrie	Frank Emel	7	2	P B J	754	40.2
innebago #1	Geo. Pepper & Son	17	2	G J	717	40.1
ane #2	A. E. Howard	22	2	P B H	954	39.7
oles	Lawrence Daily	11	2	"	929	39.5
angamon	J. H. McCutcheon	11	2	G J	715	39.3
cLean #2	Harold Birchelbaw	8	2	G G	641	38.8
oodford	George Storey	11	2	GH & G	749	38.7
ivingston	James McCabe	12	2	PB & GJ	683	38.0
cHenry #3	Peters Brothers	33	2	PB & GH	1008	37.7
ouglas	John R. Clisby	7	2	PB & GJ	823	37.3
uPage #1	Chicago Guernsey Farm	48	2-3	P B G	717	36.4
ureau-Stark	Henry B. Chase & Sons	12	2	PB&GBS	863	36.2
eWitt-Macon-Piatt	W. W. Tennant	6	2	PB & GG	670	35.9
dams-Brown-Schuyler-Pike	Givens-Davis	21	2	G J	669	35.8
enry-Rock Island	Ira Sellon & Sons	18	2	P B H	986	35.6
roquois	Fred Knapp	16	2	G G	713	35.2
hristian	Lawrence Young	12	2	Mixed	606	34.9
nox	Ross W. Griffith	12	2	PB & GJ	639	34.6
oone #2	Fred J. Miller	24	2	P B H	957	34.4
uPage #2	Carleton Nadelhoffer	15	2	"	975	34.1
outhern Illinois	Otto Shafer	10	2	PB & GJ	692	34.1
endall	Wheeler Bros.	11	2	G H	963	33.9
o Daviess	Aaron Masters	14	2	PB & GH	997	33.7
ankakee	Mrs. Mary D. Taylor	11	2	"	933	33.6
ill #2	J. W. Patterson	20	2	"	950	32.9
cLean #1	Snow & Palmer (Unice)	25	2	G G	593	32.7
ook	Albert Landmeier	16	2	PB & GH	854	32.3
ersey	Ted Ansell	12	2	GH & GJ	850	32.3
tephenson #2	Ed Stukenberg	15	2	Mixed	832	32.3
ake #1	Henry Knigge	28	2	PB & GG	653	32.3
ermilion-Edgar-Clark	T. D. Reynolds & Son	20	2	G J	552	30.1
oone #3	Ralph Porter	27	2	G H	786	29.6
azewell #1	W. N. Foster & Sons I	52	2	PB & GG	578	29.6
ake #2	Burdick & Marrs	9	2	Mixed	782	28.7
llinois State	Ill.St.Pen.(Pontiac)	72	2	G H	763	27.8
ond	Fred E. Potthast	17	2	"	733	25.9

C. S. Rhode

J. G. Cash

Printed in furtherance of the Agricultural Extension Act approved by Congress May 8, 1914. H. W. Mumford, Director Extension Service in Agriculture and Home Economics, University of Illinois.





Report of  
DAIRY HERD IMPROVEMENT ASSOCIATIONS IN ILLINOIS  
APRIL, 1936


GOOD PASTURES AND PLENTY OF LEGUME  
HAY HELP REDUCE DAIRY COSTS

THE LIBRARY OF THE  
SEP 13 1939  
UNIVERSITY OF ILLINOIS

There is little question but that good pasture carefully managed, and a plentiful supply of good quality legume hay will materially reduce the cost of producing milk and butterfat in Illinois. Plenty of good pasture will bring the herd through the summer in better condition, will help maintain the milk flow at a higher level, and will reduce the requirements of supplementary feeds.

A larger acreage of rotation pasture could be used to advantage on many dairy farms. The yield and quality of pasture may be improved by rotation grazing. The benefit from moving the cows from one pasture field to another every few days lies in the fact that short

periods of rest allow the plants to increase their top growth, from which food for the



plants is manufactured.

Shortage of good pasture is usually most apparent in July and August. Sudan grass seeded at the rate of 20 to 25 pounds of seed to the acre about corn planting time will usually be ready to pasture in 30 to 40 days after seeding. In a normal year the acre will carry two or three cows. The feed is available during the latter part of July and August.

A larger supply of good legume hay will enable the dairyman to use a higher percentage of farm grains in the grain mixture and will thus reduce the expenditure for purchased feeds. Plan to have at least two tons of legume hay for each cow in the herd, a quarter of a ton for each heifer under six months of age, three quarters to a ton for each heifer six months to a year old, and one to one and one-half tons for each yearling heifer.

PROGRESS IS BEING MADE

"I have one breeding circuit of five Holstein bulls set up where the men have all agreed, and I have about two other circuits that will be ready as soon as I can make contact with them. I also hope to have one association of Guernseys.

"I think that we can get two circuits of Guernseys before we are finished, but would like to have at least another circuit of Holsteins and one of Guernseys before we hold a county-wide meeting.

"The idea of the cooperative use of bulls is a good one."

C. E. Yale, Lee County Farm Adviser



"I am looking for a good bull calf. Herds in which he will be used have been in D. H. I. A. work for four to six years. Have three bulls in use now in these herds. Are expecting to prove these one way or another but need calf to follow old bull next year. Want something from proven sire with sisters milking, so as to reduce chance as much as possible." J. D. Kindy, DuPage County.

Mr. G. T. Swaim, Farm Adviser in Waukegan County, reports that twenty dairymen in his county, comprising four breeding circuits, are interested in getting the breeding association work under way in that county.

On a recent visit to the University, Tony Rathe, charter member of the Coles county D. H. I. A., wanted to know when he and five other Jersey breeders in Coles county might have some help in organizing a cooperative breeding association.

Holstein breeders in DeKalb and Kane Counties are working together on a cooperative breeding plan.

Dairymen cannot go wrong on a program that calls for clean herds, continuous testing, proving herd sires, and eliminating poor sires before they have seriously harmed any one herd.

HONOR LIST FOR MARCH  
Average Production of Each Association

Association	Tester	No. herds	No. cows	Average milk	Average fat	Percentage dry
Coultrie	P. J. Smith	18	238	746	34.6	6.7
Bureau-Stark	Kenneth Nielson	16	204	771	31.3	12.3
Kane #3	Clarence Hellie	15	572	849	30.5	13.3
Madison	Robert Good	9	106	836	30.5	3.8
Livingston	Harold Sutter	26	291	683	30.2	11.0
St. Clair-Monroe-Randolph	Franz Schultze	22	352	771	30.1	9.7
Winnebago #3	Dale Langholf	27	387	830	29.7	10.1
Stephenson #1	Frank Ochsner	23	449	854	29.6	16.0
Waukegan	Carl Lund	18	406	792	29.5	9.9
Lee #1	Edward Whitney	22	352	779	29.2	10.5
Champaign-Ford	Angus Taylor	32	312	660	29.1	7.7
Coles	Marvin Fairchild	25	307	614	29.1	11.4
DeKalb	Clarence Wales	24	456	778	28.9	10.3
McHenry #2	James Cox	19	524	816	28.8	9.5
Marroll	Clyde Sisler	14	231	778	28.8	10.8
McLean #2	Raymond Dauwalder	13	213	549	28.7	11.7
DeWitt-Macon-Piatt	Ludie Knisley	9	161	604	28.6	6.2
Madewell #2	John Caldwell	26	353	658	28.3	11.0
McLean #1	Raymond Dauwalder	10	241	504	28.3	15.4
Madison	Linden Cusey	8	153	746	28.2	17.0
Macoupin	Chas. Bennett	6	119	759	28.0	8.4
Montgomery-Macoupin	Robert Good	6	48	625	28.0	12.5
Waukegan #1	Robert Howard	22	382	727	27.7	12.8
Lee #2	Orlando Spangler	18	362	714	27.7	9.1
Madison	Chas. Bennett	7	115	797	27.5	6.1
McHenry-Rock Island	Geo. Koerper	21	304	718	27.4	14.1



azewell #1	Elbert Anderson	12	377	634	27.4	15.1	
ouglas	Ludie Knisley	16	172	604	27.4	11.0	
oodford	Henry Blumier	16	239	672	27.3	11.7	
Salles-Marshall-Putnam	Alvin Misselt	29	435	650	27.3	9.7	
ankakee	F. D. Bailey	20	314	728	27.1	14.0	
ermilion-Edgar-Clark	Linden Cusey	12	188	616	26.9	14.9	
ll #1	W. H. Baldrige	22	506	705	26.8	10.9	
Late Average			1,086	19,654	685	26.7	12.5
ffingham #1	Ernest Reutter	21	231	726	26.1	7.4	
ll #2	Ben Trent	22	450	707	26.1	12.1	
linois State	Raymond Buker	14	923	753	25.8	10.4	
ook	Gerrit Laseur	20	494	664	25.7	12.6	
nnabago #2	Paul Cavello	21	365	643	25.7	11.5	
Henry #3	Beryl Barkman	24	645	728	25.6	8.8	
eeene-Morgan	Oren Nash	22	424	585	25.5	17.2	
ristian	Lewis Piper	17	237	508	25.4	13.9	
ne #2		26	718	721	25.3	14.1	
nnabago #1	J. F. Carter	17	294	654	25.3	10.9	
ngamon	Louis Duewer	19	295	591	25.3	12.5	
ke #2	K. Hoffman	13	347	659	25.2	18.7	
iteside #1	George Ross	17	282	602	25.1	11.7	
Page #1	Chris Weigele	19	355	651	24.8	11.3	
bash Valley		17	275	528	24.8	12.7	
ams-Brown-Schuyler-Pike	James Hadden	25	362	552	24.4	16.3	
ephenson #2	Robert Whitney	26	459	693	24.1	12.2	
ffingham-Fayette	Lowell Kiger	14	211	607	23.4	13.3	
rsey	Chas. Bennett	9	131	549	23.4	16.8	
Page #2	Lloyd Hein	26	583	621	23.0	14.2	
one #3	Chester Watts	23	416	627	22.8	13.2	
Daviess	Carroll Spickler	25	422	623	22.1	23.7	
ndall	Miller Fulton	19	250	562	22.0	21.2	
ox	Donald Nelson	16	282	451	21.4	18.8	
uthern Illinois	Berlin Campbell	29	336	489	21.0	16.7	

Highest Producing Herd in Each Association

Association	Owner	No. cows	No. milkings daily	Breed	Milk	Fat
Henry #2	Maywood Farm	16	3	P B H	1714	59.2
Hard-Mason-Logan	Yapp & Goeke	10	3	"	1639	56.0
Montgomery-Macoupin	Dick McReynolds	6	3		1193	53.1
ll #1	Frank B. Sayers	9	2	P B H	1364	51.2
azewell #2	Walter H. Meyer	5	2	PB&GH	1515	51.1
ristian	Lawrence Young	14	2	Mixed	906	50.1
Lean #2	Harold Birchelbaw	7	2	G G	812	48.2
ne #3	Mooseheart Farm	50	2-3	P B H	1326	45.8
eeene-Morgan	Newton Short	10	2	P B J	753	45.6
Henry-Rock Island	Ira S. Sellon & Sons	17	2	P B H	1356	45.4
Clair-Monroe-Randolph	A. D. Fulton & Sons	21	2	G J	885	45.3
Lean #1	Ralph Quinton	12	2	G G	843	44.8
ureau-Stark	Ed R. Pettigrew	16	2	P B H	1269	44.7
ampaign-Ford	A. F. Goodrich	12	2	PB&GG	885	44.4





Livingston	Rudy Kraft	12	2	P B H	1339	43.8
Stephenson #1	Herman Zurbriggen	36	2	PB&GH	1219	43.4
Winnebago #3	Herman Eichman	5	2	P B H	1100	43.2
Macoupin	Pocklington Bros.	15	2	PB&GH	1211	42.0
Moultrie	Frank Emel	10	2	P B J	782	41.8
Wffingham #1	Noble Priess	9	2	P B H	1220	41.6
Wgle	Forrest Gillespie	10	2	"	1163	41.6
WleKalb	Joseph George	11	2	"	1118	41.3
Wffingham-Fayette	Tony Bergfeld	12	2	"	1007	41.2
Wroquois	Fred Knapp, Jr.	16	2	G G	832	41.1
Wdams-Brown-Schuyler-Pike	Givens & Davis	21	2	G J	747	41.0
Wparroll	John Derrer	25	2	P B H	1145	40.9
Woles	Calvin Davis	12	2	PB&GJ	761	40.9
Wlee #1	Elmer Fulton	11	2	P B H	1058	40.7
WlaSalle-Marshall-Putnam	R. V. McKee & Son	8	2	PB&GJ	743	40.7
Wabash Valley	G. Emmett Risley	7	2	"	844	40.4
Woodford	Walter Taylor	17	2-3	P B H	981	40.2
Winnnebago #2	H. Hinkley	6	2	P B G	781	40.2
Wankakee	Oliver Rasmussen	15	2	PB&GH	967	39.9
Winnnebago #1	George Pepper & Son	17	2	G J	743	39.8
Whiteside #1	Ward & Stouffer	7	2	PB&GH	1102	39.6
Wlee #2	Keith Swarts	11	2	Mixed	1080	39.6
Wlane #2	A. E. Howard	21	2	P B H	956	39.3
Wouglas	Ed J. Yoder	14	2	PB&GH	954	39.0
WleWitt-Macon-Piatt	Thomas & Bogardus	9	2	PB&GG	852	38.3
Wangamon	Leslie Starks	10	2	PB&GH	1026	38.2
Wadison	Christ Hitz	7	2	P B H	1098	37.9
Wlake #2	Burdick & Marrs	7	2	Mixed	1014	37.9
Wermilion Edgar-Clark	J. Cole Morton	24	2	G H	907	37.2
Wstephenson #2	John Foss	9	2-3	P B H	1226	36.9
Wazewell #1	W. N. Foster & Sons	151	2	PB&GG	733	36.6
WchHenry #3	Peters Bros.	35	2	PB&GH	1021	36.2
WuPage #1	Chicago Guernsey Farm	48	2-3	P B G	749	35.4
Wlake #1	George Vose	19	2	PB&GH	929	35.3
Wook	Wm. H. Warner	16	2	PB&GG	657	34.9
WuPage #2	Carleton Nadelhoffer	14	2	P B H	975	33.7
Wersey	Wm. Moore	11	2	GH&GJ	923	33.7
Wod Daviess	Hurlbert & Penticoff	17	2	PB&GH	1043	36.4
Woonone #3	John A. Ralston	15	2	"	976	36.3
Wouthern Illinois	Ernest Plumlee	8	2	G J	698	34.7
Wendall	Hugh VanCleve	7	2	G H	808	33.9
Wnox	Ross W. Griffith	12	2	PB&GJ	661	35.2
Will #2	Daniel T. Walker	12	2	PB&GH	860	32.7
Wllinois State	Ill. Pen. (Pontiac)	73	2	G H	905	32.3
Wond	Vallee Ulmer	16	2	PB&GH	858	29.6

C. S. Rhode

J. G. Cash

Printed in furtherance of the Agricultural Extension Act approved by Congress May 8, 1914. H. W. Mumford, Director, Extension Service in Agriculture and Home Economics, University of Illinois, Urbana.





REPORT OF  
DAIRY HERD IMPROVEMENT ASSOCIATIONS IN ILLINOIS  
May, 1936


---

RECEIVED

SEP 28 1936

---

---



There was a dairyman in Illinois who wanted a better dairy herd. He became a member of a Dairy Herd Improvement Association and studied and used the information he received from it. In a few years the herd average was 4,400# of milk and 16.2% of fat more than it was when he started testing. He estimates that Dairy Herd Improvement Association work is responsible for a \$500 increase in his annual income. Knowing what Dairy Herd Improvement Association work means to him he never misses an opportunity to tell others of the value of testing and has been responsible for getting many new Dairy Herd Improvement Association members.

---

Most dairymen who have ever been association members appreciate the dollars and cents value of the work. Record keeping has been an important aid in building many of the outstanding herds in the state. On January 1, 1935, there were 1,185 dairymen scattered over 70 counties in the state enrolled in association work and 22,557 cows were being tested. How unfortunate it is that many other dairymen who need records on their cows and the added income from a better dairy herd are not in association work.

You will do a good turn to your neighbors, friends, and other dairymen if you will tell them about the value of Dairy Herd Improvement Association work and get them enrolled. If each present member would get just one new member during the year, the Dairy Herd Improvement Association roster would include approximately 2,500 names. You would be proud of such an achievement.

Much credit is due those who lend a helping hand. Therefore, we are going to list in the ensuing monthly reports the names of members who secure new members. If your association is filled, turn in the applicant's name just the same and be sure your tester makes the proper report to us.



HONOR LIST FOR APRIL  
Average Production of Each Association

Association	Tester	No. herds	No. cows	Average milk	Average fat	Percent- age dry
Coultrie	P. J. Smith	22	267	712	33.1	8.2
Dagle	Carl H. Lund	18	382	820	30.7	7.6
Bureau-Stark	Kenneth Nielson	16	212	786	30.7	12.7
McLean #2	Raymond Dauwalder	13	201	610	30.7	8.0
Stephenson #1	Frank Ochsner	24	466	866	30.4	12.0
Lee #1	Edward Whitney	21	329	804	29.7	6.4
Boles	Marvin Fairchild	24	286	630	29.7	8.7
Carroll	Clyde Sisler	13	226	814	29.5	7.1
DeWitt-Macon-Piatt	Ludie Knisley	10	153	611	29.4	7.8
McLean #1	Raymond Dauwalder	10	255	546	29.4	8.6
Livingston	Harold Sutter	26	298	683	29.3	9.7
Champaign-Ford	Angus Taylor	32	316	678	29.3	5.7
Wazewell #1	Elbert Anderson	13	392	670	28.9	9.4
Lake #1	Robert Howard	22	381	763	28.7	11.5
Wazewell #2	John Caldwell	26	361	664	28.6	9.4
Macoupin	Chas. Bennett	4	77	828	28.5	7.6
Wane #3	Paul A. Heil	14	527	823	28.5	14.2
McHenry #2	James Cox	20	537	798	28.3	8.8
DeKalb	Clarence Tales	27	510	763	27.8	12.0
Lee-Bureau	Edward Marshall	26	251	712	27.8	6.8
St. Clair-Monroe-Randolph	Franz Schultze	23	362	692	27.8	8.6
LaSalle-Marshall-Putnam	Alvin Misselt	30	457	665	27.8	8.5
Marion	Linden Cusey	9	166	758	27.5	13.9
Waukegan	F. D. Bailey	16	241	751	27.5	9.1
Madison	Robert Good	17	224	776	27.4	9.8
Douglas	Ludie Knisley	16	172	613	27.3	12.8
Will #1	W. H. Baldrige, Jr.	23	537	720	27.1	10.2
Henry-Rock Island	George Koerper	25	366	720	27.1	9.3
Boone #2	Clifford Johnson	24	543	705	26.7	8.5
State Average		1144	19962	686	26.7	10.8
McHenry #1	Wayne Tilton	19	518	699	26.5	9.1
Greene-Morgan	Oren Nash	24	435	620	26.5	12.2
Christian	Lewis Piper	18	253	529	26.5	12.6
Bond	Chas. Bennett	7	113	750	26.1	5.3
Lake #2	K. A. Hoffman	16	416	711	26.0	10.6
Brown-Schuyler-Adams	James Hadden	25	341	570	26.0	12.9
McClellan	Carroll Spickler	20	349	741	25.9	13.2
Stephenson #2	Robert Whitney	26	457	732	25.9	8.3
Woodford	Henry Blumier	17	255	659	25.9	13.3
Wernersville-Edgar-Clark	Linden Cusey	10	144	569	25.9	16.0
Wane #2	John Emery	25	709	718	25.6	16.1
Lee #2	Orlando Spangler	20	388	679	25.6	9.5
Winneshago #2	Paul Cavello	22	377	648	25.6	9.3
Will #2	Ben Trent	21	405	695	25.5	11.6
Whiteside #1	George Ross	17	257	618	25.4	8.9
Effingham #1	Ernest Reutter	20	223	694	25.3	6.3
Wabasha	Louis Duerwer	22	328	600	25.3	10.4
Perseus	Chas. Bennett	11	158	609	25.1	8.9
Cook	Gerrit Laseur	20	484	652	24.9	11.0
DuPage #1	Chris Weigele	20	359	655	24.6	10.6
Boone #3	Chester Watts	24	410	689	24.5	12.0
McHenry #3	Beryl Barkman	27	735	698	24.4	10.6
Kendall	Miller Fulton	19	252	616	24.1	14.3



Winnebago #1	J. F. Carter	18	305	621	23.9	14.8
Wabash Valley		14	238	470	23.5	10.5
WauPage #2	Lloyd Heim	26	580	604	22.8	16.2
Winnox	Donald Nelson	18	304	496	22.4	14.1
Montgomery-Macoupin	Robert Good	8	72	506	22.1	12.5
Wffingham-Fayette	Lowell Kiger	15	243	566	21.6	14.4
Southern Illinois	Berlin Campbell	29	339	487	21.3	16.2

Highest Producing Herd in Each Association

Association	Owner	No. cows	No. milkings daily	Breed	Milk	Fat
McHenry #2	Maywood Farm	16	3	P B H	1642	58.7
MacSalle-Marshall-Putnam	Douglas Knights	13	2-4	"	1649	52.8
McHenry-Rock Island	Ira Sellon & Sons	18	2	"	1449	49.4
Macenard-Mason-Logan	Yapp & Goeke	12	3	"	1466	48.4
McMill #1	Owen Brothers	15	3	"	1168	48.4
Macazewell #2	Walter Meyer	6	2	PB&GH	1337	47.6
MacDouglas	Simon Marner	8	2-3	"	1215	47.5
McChristian	Lawrence Young	13	2	Mixed	851	47.3
MacKalb	Joseph George	18	2	P B H	1229	45.9
MacClean #2	Harold Birckelbaw	8	2	G G	802	45.1
Macampaign-Ford	A. F. Goodrich	12	2	PB&GG	812	43.6
Macarroll	Ward Weidman	17	2	G H	1241	43.3
Macree #1	Edward Cole	8	2	P B H	996	43.3
Macivingston	L. A. Pearson	9	2	PB&GH	1072	43.1
Macersey	Ted Ansell	12	2	GH&GJ	1165	43.0
Macinnebago #1	Geo. Pepper & Son	16	2	G J	821	42.9
Macgle	Ralph Pyse	12	2	PB&GH	1209	42.3
MacClean #1	Ralph Quinton	12	2	PB&GG	823	41.6
Macstephenson #2	John Foss	10	2-3	P B H	1336	41.4
Macree-Bureau	Guy Borop	12	2	PB&GH	1247	41.1
Macureau-Stark	Ed Pettigrew	18	2	P B H	1228	40.7
Macacoupin-Madison	Pocklington Bros.	16	2	PB&GH	1230	40.6
Macstephenson #1	John Babler	32	2	P B H	1283	40.5
Macrown-Schuyler-Adams	Givens-Davis	19	2	G J	744	40.5
Macoodford	Walter Taylor	15	2-3	P B H	1010	40.4
MacuPage #1	A. E. Meyer	17	3	"	1185	40.0
Maco Daviess	Bonjour & Kupersmith	17	2	"	1189	39.9
Macake #1	George Vose	20	2	PB&GH	1025	39.8
Macffingham #1	Tressa Poehler	12	2	P B H	1049	39.2
Macroquois	H. D. ZumMallen	10	2	G H	1042	39.2
MacSt. Clair-Monroe-Randolph	Easdale Brothers	18	2	PB&GJ	848	39.2
Macoles	Tony Rathe & Son	5	2	P B J	743	38.8
Macangamon	Leslie Starks	11	2	G H	1055	38.7
Macreene-Morgan	Newton Short	10	2	P B J	655	38.6
Macoultrie	T. L. Ridgway	6	2	PB&GH	1049	38.5
Macane #2	A. E. Howard	21	2	P B H	917	38.2
MacMcHenry #3	John Ellsworth	15	2	"	982	38.1
Macffingham-Fayette	Tony Bergfeld	12	2	"	805	37.8
Macane #3	Mooseheart Farm	51	2-3	"	113	37.6
MacWhiteside #1	Richard Shults	10	2-3	PB&GJ	743	37.1
Macree#2	Keith Swarts	12	2	GH&J	947	37.0
Macabash Valley	G. Emmett Risley	9	2	P B J	765	37.0
Macboone #3	S. A. Ellsworth	15	2	P B H	877	36.8
MacWinnebago #2	Altman & Shawmon	14	2	G H	950	36.8
MacMill #2	Guy Fuller	18	2	Mixed	965	36.4
MacMcHenry #1	M. J. Freund	21	2	G G	747	35.9
Macboone #2	Planbeck & Hughes	25	2	PB&GH	1104	35.8
Macazewell #1	W. N. Foster & Sons	19	2	"	754	35.3





DeWitt-Macon-Piatt	G. W. Lehn & Son	12	2	G G	641	35.1
DuPage #2	C. F. Nadelhoffer	16	2	F B H	973	34.7
Southern Illinois	Ernest Plumlee	8	2	G J	674	34.5
Lake #2	Burdick & Marrs	9	2	Mixed	964	34.1
Madison	Albert Ernst	13	2	P B H	951	33.9
Waukegan	Philip Surprenant	14	2	FB&GH	1031	33.7
Montgomery-Macoupin	Dick McReynolds	10	2	Mixed	681	33.4
Bond	Ed Hentz	7	2	F B H	927	33.2
Wernmilion-Edgar-Clark	T. D. Reynolds & Son	21	2	FB&GJ	640	33.2
Rock	Albert Landmeier	15	2	FB&GH	884	32.4
Winnebago	Reuben E. Johnson	12	2	Mixed	821	32.2
Wendall	Simon W. Dickson	17	2	"	795	31.8

REPORT OF ILLINOIS 500 POUND BUTTERFAT COW CLUB ---  
FIRST FOUR MONTHS, 1936

Association	Owner	Breed	Milk	Fat
Kane #3	Campton Hills Farm	G H	8,209	320.6
Stephenson #1	W. T. Rawleigh Co.	P B H	7,770	318.2
Kane #3	Mooseheart	"	8,157	316.6
McHenry #2	Maywood Farm	"	9,694	314.3
Carroll	Stransdale #1	"	6,684	309.2
Kane #3	Mooseheart	"	9,317	304.6
Stephenson #1	W. T. Rawleigh Co.	"	8,148	304.0
Kane #2	A. E. Howard	"	7,096	295.4
McLean #2	Harold Birckelbaw	G G	5,237	293.4
Carroll	Ward Weidman	G H	7,312	282.3
Kane #2	A. E. Howard	P B H	6,692	281.7
St. Clair-Monroe-Randolph	Albert Kolmer	P B H	7,803	277.7
McLean #1	Snow & Palmer	G G	5,471	277.1
McHenry #2	Maywood Farm	F B H	6,119	271.8
Cazewell #2	F. E. Swartzendruber	P B J	4,274	269.9
Go Daviess	Edward Gerber & Son	P B H	7,374	268.4
St. Clair-Monroe-Randolph	A. D. Fulton & Son	G J	5,327	266.6
McHenry #2	Maywood Farm	F B H	8,175	266.2
Champaign-Ford	L. E. Rust	G G	5,826	266.1
McHenry #2	Ralph Nichols	P B H	6,592	263.4
Carroll	John Derrer	"	7,087	263.2
Will #1	Frank B. Sayers	"	5,580	262.6*
Will #1	Frank B. Sayers	"	6,370	260.9*
Kane #3	F. E. Hummel	"	6,769	260.5
McHenry #2	Maywood Farm	P B H	6,455	258.6
Kane #3	Mooseheart	"	7,274	256.7
Kane #3	Mooseheart	"	7,360	255.8
McHenry #2	Maywood Farm	"	6,274	254.9
Henry-Rock Island	Ira Sellon & Sons	"	7,083	252.7
Kane #3	Mooseheart	"	7,723	252.5
Winnebago #3	D. C. Dow	G H	6,868	251.3
Kane #3	Mooseheart	F B H	7,469	248.5
St. Clair-Monroe-Randolph	A. D. Fulton & Son	G J	4,578	247.9
Kane #2	A. E. Howard	P B H	6,982	247.4
Moultrie	L. D. Seass	F B J	4,237	247.1
Menard-Mason-Logan	Yapp & Goeke	P B H	7,306	246.3
Kane #3	Silver Hill Farm	"	6,898	245.1
Henry-Rock Island	Ira Sellon & Sons	"	7,370	244.9
Iroquois	Carl Frey	P B G	5,594	244.3
Lee #2	Lloyd Johnson	P B J	4,193	243.3
Cook	Palanois Farm	F B H	6,016	243.2*
Livingston	Charles Lauritzen	G H	7,570	242.8



Lazewell #1	John McLaughlan	F B H	7,761	241.1
St. Clair-Monroe-Randolph	A. D. Fulton & Son	G J	4,388	240.6
Livingston	Charles Lauritzen	G H	8,349	239.9
Henry-Rock Island	Ira Sellon & Sons	P B H	7,681	239.7
duPage #1	Chicago Guernsey Farm	F B G	4,693	239.2
Stephenson #1	Walter Splinter	P B H	6,172	239.1
Lazewell #1	Schmoeger & Barnett	F B J	4,407	238.8
Stephenson #1	Melvin Dietmeier	G H	6,237	238.7
Woodford	George Storey	"	6,156	237.6
duPage #1	Chicago Guernsey Farm	F B G	4,581	237.2
duPage #1	A. E. Meyer	P B H	7,132	237.1
McHenry #2	Maywood Farm	F B H	6,714	236.0
Jane #3	George Hawkins	"	6,080	235.9
duPage #1	Chicago Guernsey Farm	"	5,121	235.6
Henry-Rock Island	F. M. Reed	F B H	6,152	233.8
McHenry #2	Maywood Farm	"	6,441	233.7
Carroll	John Derrer	"	6,282	233.6
Bureau-Stark	N. J. Finck & Son	G H	6,491	232.9
St. Clair-Monroe-Randolph	L. B. Eidman & Son	G J	4,850	232.9
Stephenson #1	Clay B. Bridge	P B H	6,171	232.7
Effingham #1	Tressa Foehler	"	6,004	231.8
Jane #3	Mooseheart	"	6,817	231.7
Stephenson #1	Melvin Dietmeier	"	6,623	231.5
Livingston	Lyle Pearson	G H	5,745	231.3
St. Clair-Monroe-Randolph	L. B. Eidman & Son	P B J	4,634	231.1
Permilion-Edgar-Clark	J. J. Herman	G H	6,830	230.8
Jane #2	A. E. Howard	F B H	6,107	230.8
Genard-Mason-Logan	Yaap & Goeke	"	7,283	230.7
Pultrie	T. L. Ridgway	G J	4,136	230.5
LaSalle-Marshall-Futnam	Harold Mills	G G	4,475	230.3
Macopin-Madison	Pocklington Brothers	G H	6,496	230.1
Pultrie	Orall Bundy	P B J	4,193	230.1
Pultrie	V. I. Winings	"	4,064	229.8
McHenry #2	Maywood Farm	F B H	6,297	229.2
McHenry #3	Peters Brothers	"	6,002	228.3
Effingham #1	Noble Priess	"	5,483	228.9
Jane #2	A. E. Howard	"	4,974	228.9
McHenry #2	Maywood Farm	"	6,740	228.6
Pultrie	L. D. Seass	F B J	3,901	227.6
Lazewell #2	Ernest Worner	P B H	6,568	225.8
Polk	W. A. Myers	G B S	5,130	225.6
Abash Valley	C. J. McCord	F B J	3,469	225.2
Henry-Rock Island	Ira Sellon & Sons	F B H	6,450	224.4
McLean #2	Alexander Guernsey Farm	G G	4,425	223.8
Jane #2	A. E. Howard	F B H	5,659	223.5
Lazewell #2	Ernest Worner	"	6,149	223.1
Campaign-Ford	John Busboom	F B G	3,779	222.8
Lazewell #2	Ernest Worner	G H	6,280	222.7
McLean #1	Snow & Palmer	G G	4,369	222.3
Jane #2	Keith Swartz	G H	6,726	221.9
Stephenson #1	Melvin Dietmeier	"	6,756	221.8
Jane #3	Lehman & Varner	F B H	6,213	221.8
Lazewell #2	A. M. Eisele	F B S	5,181	221.6
Effingham #1	Noble Priess	F B H	6,127	221.5
Jane #3	Mooseheart	"	6,374	221.4
Stephenson #2	E. R. Stauffacher	"	6,429	221.1
Stephenson #2	E. R. Stauffacher	"	6,296	220.7
Carroll	John Derrer	F B H	6,193	220.3
Pultrie	H. G. Floyd	G J	4,548	220.2



Kane #3	F. E. Hummel		5,839	219.7
Moultrie	Frank Emel	P B J	3,596	219.2
Tazewell #2	Milo Miller	P B H	6,812	219.0
Woodford	W. W. Taylor	"	5,419	219.0
McLean #2	Alexander Guernsey Farm	G G	4,346	218.9
McHenry #2	Maywood Farm	P B H	5,469	218.7
Stephenson #1	Melvin Dietmeier	G H	6,471	218.7
Kendall	Wheeler Brothers	"	6,765	218.5
Tazewell #2	H. M. Wood	P B H	6,101	218.5
Carroll	Earl Keim	PBBS	5,319	218.1
LaSalle-Marshall-Putnam	Otto Magnuson	P B H	5,892	218.0
Bureau-Stark	H. B. Chase & Son	PBBS	6,007	217.9
DuPage #1	Chicago Guernsey Farm		5,470	217.9
Stephenson #1	Walter Splinter	P B H	6,761	217.4
Bureau-Stark	James Ames	Mixed	5,625	217.3
Stephenson #1	Melvin Dietmeier	G H	6,025	217.2
St. Clair-Monroe-Randolph	A. D. Fulton & Son	G J	4,296	216.7
Iroquois	Fred Knapp, Jr.	G G	4,242	216.7
Moultrie	Orall Bundy	P B J	3,690	216.3
Bureau-Stark	E. R. Pettigrew	P B H	5,827	215.8
Menard-Mason-Logan	Yapp & Goeke	"	5,973	215.3
Bureau-Stark	H. B. Chase & Son	PBBS	5,124	215.3
Moultrie	L. D. Seass	P B J	3,826	214.9
Boone #3	John Ralston		6,190	214.8
Kane #3	Mooseheart	P B H	6,182	214.8
Wabash Valley	C. J. McCord	P B J	3,457	214.6
DuPage #1	Chicago Guernsey Farm	P B G	5,059	213.9
Kankakee	Mrs. Mary Taylor	P B H	6,731	213.7
Stephenson #1	Walter Splinter	"	7,324	213.5
McHenry #3	Peters Brothers	"	6,143	213.4
DuPage #2	Wilbur Vial	G H	5,709	213.0
Lake #1	Robert Ames	P B H	6,061	212.6
Kane #3	Silver Hill Farm	"	6,781	212.5
LaSalle-Marshall-Putnam	R. V. McKee & Son	P B J	3,308	212.5
LaSalle-Marshall-Putnam	R. V. McKee & Son	"	3,759	212.3
Woodford	George Storey		3,857	212.1
McLean #2	H. R. Fletcher	G G	4,203	212.0
McHenry #3	Peters Brothers	G H	5,782	211.1
Kane #2	Lees & Roush	"	6,249	211.0
Tazewell #2	Fred Weyhrich	G G	4,634	210.9
St. Clair-Monroe-Randolph	Bergmann Brothers	P B J	4,550	210.7
Lake #2	Burdick & Marrs	G H	5,745	210.5
DuPage #2	Charles Landorf	P B H	5,745	210.5
DeKalb	Joseph George	"	5,288	210.5*
Bureau-Stark	H. B. Chase & Son	G B S	5,474	210.4
Moultrie	V. I. Winings	P B J	3,819	210.3
Lake #2	Pomeroy Farm	P B H	6,156	209.4
Tazewell #1	John McLauchlan	"	6,957	209.3
Winnebago #1	George Pepper & Son	G J	3,576	209.0
Winnebago #3	Roy Anderson	P B H	5,687	208.8*
Tazewell #2	Mrs. T. LaRosh	G J	4,712	208.8
Tazewell #2	Milo Miller	Mixed	4,189	208.8
Tazewell #1	Dennis Brothers	G G	4,335	208.7
Effingham-Fayette	Tony Bergfeld		4,141	208.5
Macoupin-Madison	Pocklington Brothers	P B H	6,212	208.0
DeKalb	Joseph George	"	5,217	208.0*
Lake #1	George Vose	"	4,692	206.9
Wabash Valley	G. Emmett Risley	G J	4,931	206.6





LaSalle-Marshall-Putnam	Harold Mills	G G	4,613	206.4
Lake #1	H. K. Vose	F B H	6,130	206.1
DuPage #2	Schroeder Brothers	F B A	5,457	206.1
Kane #3	George Hawkins	F B H	5,383	206.1
McHenry #2	Ralph Nichols	"	6,298	206.0
Pazewell #2	H. M. Wood	"	5,558	206.0
Kane #2	Lees & Roush	G H	5,227	205.8
Carroll	John Derrer	F B H	5,585	205.4
Kendall	George Smith, Jr.	"	6,946	205.1
Pazewell #2	F. E. Swartzendruber	G J	3,693	204.5
Lee #2	Harry Friedrich	G H	5,840	204.1
McHenry #2	Ralph Nichols	F B H	5,312	204.2
Menard-Mason-Logan	Yapp & Goeke	"	5,947	204.7
Winnabago #1	George Pepper & Son	G J	3,994	204.0
Kane #3	Mooseheart	F B H	5,008	203.5
Lake #1	Herman Dunker	"	5,727	203.3
Doles	W. A. Myers	Mixed	4,390	203.2
Pazewell #2	Walter Meyer	G H	5,349	203.0
DeKalb	Joseph George	F B H	4,598	202.4*
Livingston	Lyle Pearson	"	5,000	201.9
Doles	Andrew Honn	G J	3,793	201.6
Menard-Mason-Logan	Lewis Warner	PBBS	4,448	201.4
Kane #2	LaVerne Warford	F B H	5,579	201.2
DeKalb	Weaver & Danielson	"	4,998	201.2*
Menard-Mason-Logan	Yapp & Goeke	"	5,755	200.3
Lake #2	Pomeroy Farm	G G	3,870	200.5
Livingston	Leslie Schade	G G	4,503	200.3
Pazewell #2	Louis Koch	G J	3,253	200.3
Pazewell #2	Walter Meyer	G H	5,793	200.2
McHenry #3	Peters Brothers	F B H	4,909	200.1
Woodford	Lee Scherer	G H	6,220	199.8
Kankakee	Mrs. Julia Dickman	F B H	5,986	199.8
Kankakee	Philip Surprenant	G H	5,834	199.3
Macoupin-Madison	Pocklington Brothers		4,982	199.2
Carroll	John Derrer	F B H	5,351	199.0
Stephenson #1	W. T. Rawleigh Co.	"	7,108	198.9
DuPage #1	A. E. Meyer	"	5,248	198.8
Moultrie	H. G. Floyd	G J	3,370	198.8
McHenry #3	Peters Brothers	G H	6,035	198.7
Stephenson #1	Roy Bowers	G H	6,507	198.4
Effingham-Fayette	Tony Bergfeld		5,174	198.4
Will #1	Owen Brothers	H	4,184	198.1*
Kane #3	Mooseheart	F B H	5,745	198.0
Stephenson #2	E. R. Stauffacher		5,643	198.0
Livingston	Honegger Dairy	G G	3,403	197.9
Brown-Schuyler-Adams	Moorman Mfg. Co.	G H	6,664	197.7
Will #1	Four Pine Farm	PBBS	4,819	197.6*
Champaign-Ford	I. W. Maxwell & Son	F B H	5,567	197.4
Henry-Rock Island	L. L. Angevine	F B G	3,959	197.4
Carroll	John Derrer	F B H	5,473	197.3
Woodford	George Storey		3,844	197.0
Winnabago #3	C. F. Kilkor & Son	F B H	5,441	196.9*
Pazewell #2	Thornton Mooberry	G F S	5,373	196.4
Cook	Edison Dick	F B H	4,313	196.4*
Winnabago #1	George Pepper & Son	G J	3,759	196.4
Lee #2	Harry Friedrich	G H	6,223	196.0
Kane #2	O. H. Wennlund & Sons	G G	4,120	196.0
Carroll	Earl Keim	PBBS	4,363	195.3





Winnebago #1	W. B. Hested	G H	4,540	194.8
Kane #3	Moosheart	P B H	6,014	194.6
Macoupin-Madison	Pocklington Brothers	G H	5,249	194.6
Carroll	John Derrer	P B H	5,293	194.4
McHenry #3	W. C. Wittmus	"	5,091	194.4
Iroquois	Fred Knapp, Jr.	G G	4,748	194.3
Tazewell #2	Louis Koch	G J	3,712	194.1
Livingston	Leslie Schade	G G	4,480	193.4
DuPage #1	A. E. Meyer	P B H	5,076	193.2
LaSalle-Marshall-Futnam	Keenan Brothers	G H	4,860	193.2
Bond	George Metzger & Son	P B H	6,727	192.8
Menard-Mason-Logan	Yapp & Goeke	"	5,521	192.7
Macoupin-Madison	Pocklington Brothers	"	5,395	192.7
Lake #2	Roney Farm #1		4,729	192.7
Moultrie	Orall Burdy	P B J	3,362	192.7
Brown-Schuyler-Adams	Louis Durst	G G	4,146	192.3
Lake #2	Pomeroy Farm	"	4,799	192.2
McHenry #1	W. H. Gardner	P B H	5,210	192.1*
Moultrie	H. F. Bicknel	P B J	3,361	191.7
McHenry #1	W. H. Gardner	P B H	5,043	191.6*
Bureau-Stark	James Ames	Mixed	3,594	191.6
Effingham-Fayette	Tony Bergfeld		4,806	191.5
Moultrie	Frank Emel	P B J	3,131	191.5
Livingston	Henry Kyburz & Son	P B H	5,676	191.4
Cook	Edison Dick	G H	4,942	191.2*
DeKalb	Rolf & Roberts	P B H	4,770	190.8*
Brown-Schuyler-Adams	Roy Thompson	G J	3,937	190.8
Lake #2	O. L. Raether	Mixed	4,051	190.7
Livingston	Honogger Dairy	G G	4,114	190.4
Stephenson #1	Roy Bowers		5,058	190.1
Lee #2	Buckaloo & Hendershot	G H	5,444	190.0
Will #1	Four Pine Farm	PBBS	4,531	190.0*
Will #1	Four Pine Farm	PBBS	3,546	190.0*
Wabash Valley	C. J. McCord	P B J	3,267	189.8
Moultrie	L. D. Seass	"	2,520	189.6
Kane #3	Moosheart	P B H	5,188	189.4
Lake #2	Earl Kane	G	4,387	189.4
Carroll	John Derrer	P B H	5,100	189.3
Lee #2	Keith Swartz	G H	5,611	189.1
Lee #2	Buckaloo & Hendershot	G H	5,562	189.1
Winnebago #1	J. H. Lyford	P B J	2,908	189.0
Livingston	Henry Kyburz & Son	G H	5,743	188.7
Boone #3	Ralph Porter		4,212	188.6*
Effingham-Fayette	Tony Bergfeld		4,162	188.6
Carroll	Strandsdale #1	P B H	5,578	188.5
Menard-Mason-Logan	Louis Warner	PBBS	4,826	188.5
Tazewell #1	Schmoeger & Barnett	P B J	3,076	188.3
DuPage #2	Country Home Farm	P B H	6,062	188.2
Lee #2	DeWitt Morgan	G H	5,823	188.2
Iroquois	Fred Knaon, Jr.	G G	4,562	188.1
Kane #2	Catman Farm	P B H	5,208	187.7
Effingham #1	Noble Friess	"	5,067	187.7
Tazewell #2	Charles Barnes	G J	3,248	187.7
Kane #2	LaVerne Warford	P B H	5,636	187.6
Bureau-Stark	M. J. Finck & Son	G H	5,495	187.5
DuPage #1	A. E. Meyer		5,745	187.4
McHenry #3	John Ellsworth	P B H	5,400	187.1
Stephenson #1	H. M. Phillips	"	5,005	187.0
Macoupin-Madison	Pocklington Brothers	"	5,522	186.9



Tazewell #2	H. M. Wood	P B H	5,553	183.7
DuPage #1	Fred Schwarz	PBSH	4,577	186.6
Moultrie	L. D. Seass	P B J	3,777	186.5
Stephenson #2	John Foss		5,782	186.3
Macoupin-Madison	Pocklington Brothers		5,724	186.2
Kankakee	Philip Surprenant	P B H	5,981	185.5
Menard-Masen-Logan	Yapp & Goeke	"	5,033	185.2
Woodford	Lee Scherer	G H	4,337	185.1
Winnebago #3	Samuel Goldy		4,855	185.0*
Bureau-Stark	E. R. Pettigrew		4,611	184.9
Woodford	W. W. Taylor	P B H	3,785	184.9
Effingham #1	Tressa Poehler	"	3,765	184.9
Moultrie	W. F. Farrell	G J	3,819	184.6
DuPage #2	Wilbur Vial	G H	5,810	184.3
Vermilion-Edgar-Clark	T. D. Reynolds & Son	G J	3,472	183.9
Moultrie	Orall Bundy	P B J	3,191	183.9
Lake #1	George Vose	P B H	4,347	183.8
Henry-Rock Island	L. L. Angevine	P B G	4,704	183.7
Kane #3	George Hawkins	P B H	5,099	183.6
Wabash Valley	C. J. McCord	P B J	2,604	183.4
McHenry #3	O. L. Putnam	G J	4,501	183.0
Iroquois	Carl Frey	P B G	3,562	182.9
Boone #2	Fred Miller	P B H	5,168	182.8*
Coles	Tony Rathe & Son	P B J	3,372	182.7
Moultrie	V. I. Wininas	"	3,298	182.5
Lee #2	Lloyd Johnson		3,756	182.4
McLean #1	Blakeley & Martin	G J	3,162	182.1
Stephenson #2	John Foss		5,761	181.9
Effingham #1	Noble Friess	P B H	5,903	181.8
McLean #1	Blakeley & Martin	G J	2,868	181.3
Coles	W. O. Storm	"	2,661	181.1
Woodford	W. W. Taylor	P B H	4,393	181.0
Tazewell #2	Walter Meyer	P B H	5,818	180.3
Kendall	Wheeler Brothers	G H	5,376	180.0
DeKalb	Elwood & Nelson	P B H	5,139	179.2*
Winnebago #1	W. B. Hested	G G	4,901	179.8
Anox	Elmer Anderson		4,125	179.8
McHenry #3	John Ellsworth	P B H	3,851	179.8
Tazewell #2	Ernest Worner	P B H	4,656	179.6
Effingham-Fayette	George Green		4,173	179.2
Lake #2	Roney Farm #2	G G	3,557	179.0
Carroll	John Derrer	P B H	5,345	178.5
Tazewell #2	Ernest Worner	"	4,937	178.5
Lake #2	Earl Kane		3,937	178.5
Will #1	Four Pine Farm	PBSB	4,345	178.3*
Lake #2	H. A. Howland & Son		3,767	178.3
Stephenson #2	Gund & Corenson		5,547	177.7
Tazewell #2	Ben Frank	G H	4,733	177.6
Tazewell #2	H. M. Wood	P B H	5,967	177.5
McHenry #3	Peters Brothers	"	4,830	177.5
Lake #1	Henry Knight	G G	4,613	177.5
DeKalb	Joseph George	P B H	4,187	177.5*
Effingham #1	Noble Friess	"	5,214	177.2
Moultrie	Orall Bundy	P B J	3,392	177.2
Kane #3	Mooschart	P B H	4,842	176.8
Livingston	Honegger Dairy	G G	4,164	176.4
Carroll	Edwin Krim	G B S	4,770	176.1
Kane #2	A. E. Howard	P B H	4,304	175.7
DeKalb	Joseph George	"	3,772	175.7*



Vermilion-Edgar-Clark	T. D. Reynolds & Son	G J	2,670	175.6
Tazewell #2	W. E. Maffziger	BBPS	4,459	175.4
Tazewell #2	Fred Weyhrich	G G	3,402	175.4
Lake #2	Roney Farm #1	G H	5,601	175.1
Lee #2	Sivits & Son		4,855	175.1
Tazewell #2	Walter Meyer	G H	5,569	175.0
Macoupin-Madison	Focklington Brothers	G H	5,350	175.0

\*Do not have complete information from testers.

---

C. S. Rhode

J. G. Cash

---

Printed in furtherance of the Agricultural Extension Act approved by Congress May 8, 1914. H. W. Mumford, Director Extension Service in Agriculture and Home Economics, University of Illinois, Urbana.





# FOOD for THOUGHT

**D**uring 1935 fifty-seven sires were proved by dam and daughter comparisons. Twenty of them sired daughters from dams that averaged over 450 pounds of butterfat. Only four of the twenty bulls produced daughters that were better than their dams. The daughters of eleven out of twenty-seven sires mated with cows that produced from 350 to 450 pounds of butterfat were better than their dams. About half of the twenty-four bulls used on cows that produced under 350 pounds of fat improved the production of their daughters over their dams.

-----

One hundred fifty herds one year in Dairy Herd Improvement Association work averaged 294.3 pounds of butterfat. Thirty-five herds tested ten or more years averaged 337.4 pounds of fat.

-----

Cows that produced from 200 to 250 pounds of butterfat made an average return above cost of feed of \$37.33 in 1935, while cows that produced from 400 to 450 pounds of fat returned \$95.97.


-----

A herd of nine cows with an average production of 474 pounds of butterfat made \$32.74 more above cost of feed than a herd of twenty-nine cows of the same breed in the same association. The smaller herd also produced 62,459 pounds less milk for market consumption.


-----

Twenty-one percent of all cows tested last year were culled. Forty-five percent of the cows culled left the herds because of low production, twenty-five percent for abortion, and eight percent for udder trouble.

## COOPERATIVE BREEDING ASSOCIATION NEWS



Messrs. Tony Rathe, F. W. Chamberlin, Lafe Daily, and O. E. Turner met at Mattoon on May 21 and organized the Coles County Jersey Breeding Association. Tony Rathe was elected president and F. W. Chamberlin secretary-treasurer. There will be five members in the association. They will own and use five or more bulls cooperatively. All herds are clean and are being tested each year in the Coles County Dairy Herd



Improvement Association. Marvin Fairchild, tester, has been active in this work. Prepared by the Department of Dairy Husbandry, University of Illinois, College of Agriculture, Extension Service in Agriculture and Home Economics, Urbana, Illinois



Extensive activities in this field got under way in Lee County on May 23, when H. D. Ditsch, Roi Degner, Edward Cole, L. A. Faivre, and William Myers organized the Lee County No. 1 Holstein Breeding Association. Three other Holstein associations and one Guernsey Association are in the process of organization.

- - - - -

Messrs. Robert LaRosh, Charles Barnes, Ben Koch, Louis Koch, and Fred Swartzendruber members of the Tazewell County Jersey Breeding Association visited each member's herd on May 3 and inspected the bulls and their daughters. Two of the bulls have daughters in milk and they look very promising.

- - - - -

Members of the Ford County Guernsey Breeders Association, namely, L. E. Rust, Archie Fox, Raymond Green, Clarence Goodrich, Marion Kerchenfaut, Harry Diehl, Paul Johnston, E. J. R. Nelson, Gilbert Dueringer, Ed Lindholm, and V. Hardesty recently purchased three outstanding bulls for their association which was organized in 1925.

- - - - -

Messrs. Arthur States, H. C. Klett, Alfred Krapf, and Frank Lewis, in Will County, are getting a line on their herd sires and expect to organize an association in the near future.

NEW MEMBERS

A good start toward the goal of


every Dairy Herd Improvement Association member

getting a new member was made in May when members

were responsible for nine new cooperators and testers for

twenty-three. Following is a list of the new members, their associ-

ation, and the names of the members and testers who signed them:



New Members	Association	Signed by
H. J. Clutts	Champaign-Ford	L. E. Rust
James E. Kieser	" "	Mrs. W. T. Quinlan
H. W. Staab	Sangamon	J. H. McCutcheon
J. E. Monier	Bureau-Stark	Wayne Slutz
Earl Hubbard	" "	" "
Macauley & Blazoy	" "	Ed Miller
Wooden Brothers	" "	Ed Bachman
Arthur Bruens	Iroquois	Clyde Margrey
Ross Brown	"	*Leonard McCoy
E. H. Mohman	JoDaviess	*Carroll Spickler
O. W. Burge	Tazewell #1	*Elbert Anderson



L. B. Mautz	Effingham	*Ernest Reutter
J. W. Dryden	"	" "
Albert White	"	" "
Ray A. Max	Sangamon	*Louis Duewer
Merle Jones	"	" "
John Babler	Stephenson #1	*Frank Ochsner
Vernon Heck	"	" "
Perry Keltner	"	" "
Ed J. Sullivan	"	" "
William Ochsner	"	" "
Ubbo Greenfield	"	" "
Leslie Worth	Lake #2	*Kenneth Hoffman
Model Farm	"	" "
W. G. Warnock	Carroll	*Clyde Sisler
Fremont Steiner	Madison	*Robert Good
Meyer Brothers	"	" "
Milton Muller	"	" "
H. E. Dorsey & Son	"	" "
Arthur E. Stille	"	" "
T. L. Ballman	"	" "
H. V. Voss	"	" "

\*Dairy Herd Improvement Association Testers.

HONOR LIST FOR MAY  
Average Production of Each Association

Association	Tester	No. herds	No. cows	Average milk	Average fat	Percent- age dry
Moultrie	P. J. Smith	22	280	804	38.3	7.1
McLean #1	Raymond Dauwalder	10	260	682	36.4	5.4
Bureau-Stark	Kenneth Nielson	16	220	933	35.3	8.6
McLean #2	Raymond Dauwalder	13	211	713	34.8	10.0
Stephenson #1	Frank Ochsner	24	463	968	33.8	9.7
Coles	Marvin Fairchild	24	288	715	33.8	5.6
Champaign-Ford	Angus Taylor	32	293	764	33.5	6.5
Livingston	Harold Sutter	26	290	804	33.4	10.7
Wedge	Carl Lund	18	372	903	32.7	7.3
Winnebago #3	Dale Langholz	28	407	929	32.6	7.1
Lacoupin	Chas. Bennett	5	101	942	32.5	8.9
Lake #1	Robert Howard	22	376	888	32.5	11.4
Carroll	Clyde Sisler	15	233	914	32.2	7.7
DeWitt-Macon-Piatt	Ludie Knisley	8	146	709	32.2	6.2
Hazewell #2	John Caldwell	26	344	772	32.1	11.6
Douglas	Ludie Knisley	16	150	743	32.0	15.3
DeKalb	Martin Swedberg	27	514	897	31.6	9.3
Down-Schuyler-Adams	James Hadden	25	351	739	31.5	8.3
Dee #1	Edward Whitnoy	26	405	844	31.3	7.9
Hazewell #1	Eldred Anderson	13	394	716	31.1	15.0
DeSalle-Marshall-Putnam	Alvin Misselt	29	437	778	30.9	12.4





Vermilion-Edgar-Clark	Linden Cusey	12	175	723	30.6	10.3
Kankakee	F. D. Dailey	19	297	865	30.5	11.4
Kane #3	Paul Heil	16	576	863	30.1	14.6
		1102	19,165	782	30.0	11.0
Woodford	Henry Blumier	18	274	766	29.9	9.1
Stephenson #2	Robert Whitney	26	449	870	29.8	9.8
Madison	Robert Good	21	281	863	29.8	7.8
McHenry #2	James Cox	21	545	840	29.8	10.3
Kane #2	John Emery	25	706	821	29.7	14.9
Christian	Lewis Piper	18	264	613	29.6	13.6
Lee #2	Orlando Spangler	19	362	785	29.5	7.5
Iroquois	Linden Cusey	11	195	776	29.4	14.9
St. Clair-Monroe-Randolph	Franz Schultze	22	364	766	29.4	13.5
Whiteside	George Ross	18	287	750	29.4	8.4
McHenry #1	Wayne Tilton	19	535	790	29.3	7.5
Greene-Morgan	Oren Nash	23	434	715	29.3	11.1
Winnebago #2	Paul Cavello	24	418	738	29.2	8.9
Tabash Valley		18	286	645	29.2	9.4
JoDaviess	Carroll Spickler	24	395	820	28.7	12.9
Will #2	Ben Trent	22	409	791	28.7	13.0
Effingham #1	Ernest Reutter	21	226	762	28.6	9.7
DuPage #1	Chris Weigele	21	366	749	28.6	13.7
McHenry #3	Beryl Barkman	27	727	822	28.4	10.7
Lake #2	Kenneth Hoffman	18	426	781	28.3	12.0
Boone #3	Harry Loimann	22	432	781	27.6	12.5
Kendall	Miller Fulton	19	245	706	27.5	15.1
Cook	Gerrit Laseur	21	509	704	27.4	10.8
Winnebago #1	J. F. Carter	18	304	703	27.4	12.2
Fond	Charles Bennett	7	111	778	27.3	8.1
Montgomery-Macoupin	Robert Good	7	64	671	27.3	14.1
Sangamon	Louis Duewer	25	372	643	26.8	12.4
DuPage #2	Lloyd Hein	26	572	712	26.3	15.2
Jersey	Chas. Bennett	9	136	616	26.3	16.2
Knox	Donald Nelson	17	303	614	26.1	15.5
Effingham-Fayette	Lowell Kiger	14	251	679	24.8	14.3
Southern Illinois	Berlin Campbell	27	316	573	24.0	16.5

Highest Producing Herd in Each Association

Association	Owner	No. cows	No. milk-ings daily	Breed	Milk	Fat
Mcultrie	W. F. Farrell	11	2	PB&GJ	887	54.8
Douglas	Simon J. Marner	8	2-3	PB&GH	1408	53.9
McHenry #2	Maywood Farm	16	3	P B H	1604	53.8
LaSalle-Marshall-Putnam	Douglas Knights	14	2-4	"	1781	53.4
Lake #1	Cold Spring Farm	9	2	"	1469	52.0
Lee #1	H. D. Ditsch	6	2	"	1429	50.1
Tabash Valley	C. J. McCord	11	2	P B J	802	50.0
Stephenson #1	Melvin Dietmeier	26	2	PB&GH	1344	49.6
Lenard-Mason-Logan	Yapp & Goeke	10	3	P B H	1352	49.5





Winnebago #1	Geo. Pepper & Son	17	2	G J	938	49.3
Winnebago #2	E. Ackerman	16	2	G J	963	49.1
DuPage #1	Alfred E. Meyer	18	3	P B H	1423	48.6
McLean #1	Ralph Quinton	12	2	PB&GG	906	47.3
McLean #2	Frahm & Felmley	6	2	G G	940	47.2
Bureau-Stark	Ed Pettegrew	18	2	P B H	1359	47.0
Livingston	L. A. Pearson	9	2	PB&GH	1266	46.8
Tazewell #2	Walter Meyer	5	2	"	1433	46.3
Kankakee	George Grob	10	2	Mixed	1254	46.3
Brown-Schuyler-Adams	Givens & Scott	18	2	G J	918	46.0
JoDaviess	Bonjour & KupperSmith	20	2	PB&GH	1248	45.7
Madison	Albert Ernst	13	2	P B H	1297	45.1
Effingham #1	Leo B. Jansen	7	3	PB&GH	1264	45.0
Woodford	Walter Taylor	16	2-3	P B H	1131	44.9
Tazewell #1	Schmoeger & Barnett	27	2	Mixed	836	44.6
Christian	Lawrence Young	15	2	"	819	44.6
Macoupin	Pocklington Bros.	17	2-3	PB&GH	1327	44.5
Coles	Carl J. Wilson	10	2	PB&GJ	873	44.1
McHenry #3	John Ellsworth	15	2	P B H	1245	44.0
Winnebago #3	Lungren Bros.	11	2	PB&GBS	968	43.8
Ogle	J. W. Hemingway	8	2	P B H	1225	43.6
St. Clair-Monroe-Randolph	R. H. Hayes & Son	10	2	G J	907	43.6
Boone #3	S. A. Ellsworth	13	2	P B H	1127	43.5
Champaign-Ford	A. F. Goodrich	13	2	PB&GG	865	43.2
DuPage #2	Country Home Farm	14	3	PB&GH	1299	43.0
Stephenson #2	Charley Thorens	16	2	Mixed	1156	42.6
Effingham-Fayette	Leo Vohling	7	2	G H	1294	42.5
Carroll	Ward Weidman	18	2	"	1268	42.0
Gangamon	J. H. McCutcheon	10	2	G J	903	42.0
Whiteside	Loyal Garrison	11	2	G G	891	41.9
Kane #2	A. E. Howard	21	2	P B H	1023	40.9
Kane #3	Mooseheart	46	2-3	"	1194	40.8
DeKalb	T. E. Courtney	31	2	"	1122	40.7
Greene-Morgan	H. D. Kamm	39	2	FG&GH	1156	40.3
DeWitt-Macon-Piatt	C. S. Bogardus	15	2	PB&GG	899	39.8
Lee #2	Reid C. March	15	2	P B H	1146	39.2
McHenry #1	Hanford & Carey	28	2	PB&GG	946	38.9
Knox	B. Everett Leigh	13	2	P B J	862	38.7
Cook	Wm. H. Warner	16	2	PB&GG	755	37.9
Vermilion-Edgar-Clark	T. D. Reynolds & Son	22	2	G J	713	37.7
Montgomery-Macoupin	John Smith	6	2	G G	672	37.7
Will #2	D. T. Walker	11	2	G H	976	37.6
LaKe #2	Earl Kane	34	2	PB&GH	861	37.6
Iroquois	Fred Knapp, Jr.	17	2	G G	762	37.3
Southern Illinois	Theo. Leifer	8	2	"	693	36.3
Kendall	Simon W. Dickson	14	2	Mixed	927	35.3
Bond	J. J. Copeland	9	2	P B J	640	34.0
Jersey	Geo. Erb and Son	11	2	PB&GJ	734	33.8

C. S. Rhode  
J. G. Cash

Printed in furtherance of the Agricultural Extension Act approved by Congress May 8, 1914. H. W. Mumford, Director Extension Service in Agriculture and Home Economics, University of Illinois, Urbana.




JULY AND AUGUST

July and August! Hot

weather, flies, and dried up pastures are associated with thin cows and a heavy slump in the milk flow. It has been demonstrated that the care cows get during the summer months has much to do with their production during the entire year. Cows poorly fed in summer cannot be expected to produce efficiently in winter. Supplying cows with sufficient quantities of the right kind of feed at all times is the best precaution that can be taken against inefficient production.

THE LIBRARY OF THE  
SEP 13 1939  
UNIVERSITY OF ILLINOIS



The amount of grain necessary for cows on pasture varies with the kind of pasture and the rate of production. Whenever pasture alone fails to keep the cows in good working condition and maintain milk production at an efficient level, additional feed should be supplied. The practice of feeding first cutting alfalfa in a rack to cows on failing pastures has proved satisfactory and economical. If this practice is followed a smaller amount of grain will be required. In some cases satisfactory results have been obtained by feeding alfalfa and no grain. Silage will be found an excellent supplement to failing pastures. A 12 percent total protein grain mixture is sufficient when cows are on good pasture. A 15 percent mixture will usually meet late summer conditions.

Cows that have access to darkened, clean, cool barns or sheds during the heat of the day are more comfortable and the effects of hot weather on production are less apparent.

Large amounts of water are required each day by high producing cows. They should have access to fresh, clean water at all times.


COOPERATIVE BREEDING ASSOCIATION NEWS

Four of the Ford County Guernsey Breeding Association bulls were taken to one farm and exhibited at the Champaign-Ford Dairy Herd Improvement Association Tour. Included in this group was a 12-year old bull that is still in heavy service. This bull has approximately 25 daughters in production with an average of 450 pounds of butterfat. Since Dairy Herd Improvement Association records have brought out his transmitting ability he is being used intensively. The members of the association now have over 25 of his heifers that have not freshened and should get at least 25 more.

The other three sires exhibited were carefully selected young sires. They will be mated with the daughters of the older sires.

Messrs. O. Rasmussen, W. Hatch, C. L. Shreffler, Lyall Beedy, Elmer Speckman, Ray Dickman, D. Holmes, E. Selk, G. H. Elchoff, Phil Surprenant, and Art Butz in Kankakee County met at the Farm Bureau Office Wednesday evening, July 8, and began the work of perfecting a series of dairy cattle breeding associations in Kankakee County. Three Holstein associations will be organized in the near future.

Prepared by the Department of Dairy Husbandry, University of Illinois, College of Agriculture, Extension Service in Agriculture and Home Economics, Urbana, Illinois





Groups of breeders in Marshall-Putnam, Effingham, Champaign, Madison, Montgomery, DuPage, Woodford, and Will Counties are interested in cooperating with one another in keeping their herd sires in service until proved. Definite steps will be taken toward the organization of a cooperative breeders association in each of these counties.

NINE NEW COOPERATORS SECURED BY ACTIVE MEMBERS

Eight active Dairy Herd Improvement Association members secured nine new cooperators during the month and did their share in reaching the goal of "every member getting a new member."

Getting new Dairy Herd Improvement Association members should be a source of great satisfaction to those who sign them. It is the type of experience that comes to one who has aided another in securing more of the pleasures of living. In many cases a more profitable dairy herd and a larger income are the stepping stones.

The following list gives the new members, their association, and the members who signed them:



New Member	Association	Signed by
Allen Dairy	McLean	J. C. Knight
Chas. W. Green	"	Lyle Munson
E. S. Davis	"	" "
Huston Robinson & Sons	"	Roy Gilmore
Dr. Chas. E. Klontz	Winnebago #1	F. E. McLarty
Ralph Kemmerer	DeWitt-Macon-Piatt	C. E. Stout
Lawrence Corl	Bureau-Stark	W. W. Kenney
Lyle McEwan	Iroquois	George Lesch
Fred Mueller	"	H. D. ZumMallen

HONOR LIST FOR JUNE  
Average Production of Each Association

Association	Tester	No. herds	No. cows	Average milk	Average fat	Percent- age dry
Moultrie	P. J. Smith	24	291	751	34.6	8.2
Stephenson #1	Frank Ochsner	27	514	982	33.4	8.2
Carroll	Clyde Sisler	15	235	910	32.4	6.4
Douglas	Ludie Knisley	16	149	782	32.1	10.1
Winnebago #3	Dale Langholf	28	410	916	32.0	3.9
Livingston	Harold Sutter	26	288	768	31.7	9.0
Bureau-Stark	Kenneth Nielson	22	330	826	31.6	3.0
McLean	Raymond Dauwalder	26	534	645	31.5	9.4
Lake #1	Robert Howard	21	351	883	31.3	10.3
DeWitt-Macon-Piatt	Ludie Knisley	10	170	696	31.3	4.1





Tazewell #2	John Caldwell	26	342	753	30.9	8.5
Coles	Marvin Fairchild	24	282	659	30.9	8.2
Ogle	Carl Lund	18	371	856	30.7	8.6
Brown-Schuyler-Adams	James Hadden	25	356	734	30.7	6.7
Champaign-Ford	Angus Taylor	31	301	697	30.2	7.3
Jo Daviess	Carroll Spickler	22	392	860	29.9	6.1
Lee #2	Orlando Spangler	21	376	802	29.3	4.5
Kane #3	Paul Heil	18	619	843	29.2	13.7
Boone #2	Clifford Johnson	25	563	811	29.2	7.3
Lee #1	Edward Whitney	27	422	805	29.1	9.0
Stephenson #2	Robert Whitney	26	452	839	29.0	8.0
Kane #2	John Emery	24	693	832	29.0	11.4
Winnebago #1	J. F. Carter	18	323	776	28.9	9.0
DeKalb	Martin Swedberg	27	523	867	28.8	10.1
LaSalle-Marshall-Putnam	Alvin Misselt	29	450	748	28.7	11.3
Winnebago #2	Paul Cavello	24	410	724	28.5	10.0
State Average		1131	20,258	756	28.2	10.0
McHenry #2	James Cox	22	562	821	28.0	11.9
Montgomery	Robert Good	7	66	704	28.0	9.1
Henry-Rock Island	Geo. Koerper	23	347	788	27.8	12.7
Lake #2	K. A. Hoffman	19	438	787	27.8	10.0
Boone #3	Harry Lohman	21	419	754	27.8	10.5
Knox	Donald Nelson	18	310	665	27.8	8.1
Iroquois	Linden Cusey	13	243	770	27.7	11.5
Kendall	Miller Fulton	19	245	724	27.7	9.0
Kankakee	Floyd Bailey	18	260	780	27.4	12.3
Will #2	Ben Trent	18	326	786	27.3	11.0
Lee-Bureau	Edward Marshall	24	244	744	27.3	8.2
McHenry #1	Wayne Tilton	20	582	734	27.2	9.3
Greene-Morgan	Oren Nash	24	432	652	27.1	13.0
McHenry #3	Beryl Barkman	27	732	777	26.7	10.4
Vermilion-Edgar-Clark	Linden Cusey	11	160	636	26.7	10.0
Madison	Robert Good	20	284	729	26.6	4.6
Cook	Gerrit Laseur	21	525	709	26.4	10.9
Wabash Valley		14	230	545	26.0	15.7
St. Clair-Monroe-Randolph	Franz Schultze	23	366	644	25.4	14.2
Effingham #1	Ernest Reutter	21	224	660	25.3	12.1
DuPage #1	Chris Weigele	20	354	704	25.1	12.7
DuPage #2	Lloyd Hein	26	565	689	24.8	11.5
Macoupin	Chas. Bennett	4	81	698	24.5	11.1
Sangamon	Louis Dueser	23	313	619	24.4	11.2
Illinois State	Raymond Buker	14	919	698	23.1	13.8
Jersey	Chas. Bennett	12	190	571	23.0	15.8
Bond	Chas. Bennett	7	105	641	22.4	11.4
Effingham-Fayette	Lowell Kiger	15	276	573	22.2	14.5
Southern Illinois	Berlin Campbell	27	313	496	20.9	11.8

Highest Producing Herd in Each Association

Association	Owner	No. cows	No. milk-ings daily	Breed	Milk	Fat
Lake #1	Forest Hutchens	9	2	PB&GH	1429	49.3
Moultrie	W. F. Farrell	12	2	PB&GJ	902	48.8
McHenry #2	Maywood Farm	17	2	P B H	1354	46.9
Henry-Rock Island	Ira Sellon & Sons	19	2	"	1460	46.3
Douglas	Simon Marner	9	2-3	PB&GH	1175	45.7
Kane #2	A. E. Howard	22	2	P B H	1146	45.7



Stephenson #1	Melvin Dietmeier	26	2	PB&GH	1283	45.1
Boone #3	S. A. Ellsworth	13	2	P B H	1158	44.6
Bureau-Starke	Arnold Siebenthal	8	2	PBBS	1256	44.5
Carroll	Ward Weidman	18	2	G H	1206	44.4
Stephenson #2	Charley Thorens	17	2	Mixed	1221	43.9
Winnebago #1	W. B. Hested	8	2	G H	1174	43.2
McLean	Grant Kinsey	16	2	G G	873	43.2
Kane #3	Mooseheart Farm	46	2-3	P B H	1276	43.1
Knox	B. Everett Leigh	14	2	P B J	906	43.1
Iroquois	Williams & Margrey	15	3	P B H	1406	43.0
Lee #2	Harry Friedrichs	16	2	Mixed	1127	42.9
LaSalle-Marshall-Putnam	Douglas Knights	14	2-4	P B H	1482	42.7
Ogle	Ralph R. Thomas	15	2	PB&GH	1198	42.4
Brown-Schuyler-Adams	Givens & Davis	20	2	G J	740	42.4
Tazewell #2	A. M. Eisele	8	2	PBBS	1037	42.1
Jersey	Ted Ansell	11	2	GH&GJ	1137	41.9
Kankakee	G. L. Savage	10	2	PB&GH	1310	41.6
Effingham #1	Leo Dial	6	2	P B J	816	41.4
Jo Daviess	Glenn Blair	16	2	P B H	1220	41.2
Lee #1	H. D. Ditch & Son	6	2	"	1253	40.7
Coles	Carl J. Wilson	10	2	PB&GJ	792	40.7
Winnebago #2	E. Ackerman	17	2	G J	716	40.7
McHenry #3	John Ellsworth	15	2	P B H	1099	40.6
Livingston	Rudy Kraft	12	2	"	1174	40.5
"	Jim McCabe	11	2	PB&GJ	897	40.5
DuPage #1	Alfred E. Meyer	17	3	P B H	1257	40.3
Champaign-Ford	Marriott & Baker	12	2	PBBS	1013	40.3
Winnebago #3	D. C. Dow	15	2	PB&GH	1245	40.1
Lee-Bureau	Booth & Espel	5	2	PBBS	1134	40.1
Kendall	Royce E. Smith & Son	13	2	G G	860	40.1
DuPage #2	C. F. Nadelhoffer	17	2	P B H	1311	39.5
Boone #2	Carmichael & Shaeffer	25	2	PB&GH	1109	39.2
DeWitt-Macon Piatt	C. S. Bogardus	14	2	PB&GG	907	39.0
Wabash Valley	Chester McCord	9	2	P B J	715	38.9
St. Clair-Monroe-Randolph	L. B. Eidman & Son	15	2	PB&GJ	807	38.4
Will #2	Ralph Kemmerer	7	2	G H	1014	37.8
Montgomery	Dent Ward	5	2	"	1245	37.5
DeKalb	G. C. Fairclo	15	2	PB&GH	994	36.8
Greene-Morgan	H. D. Kamm	37	2	"	1144	36.7
McHenry #1	Hanford & Carey	28	2	PB&GG	839	36.7
Cook	Palanois Farm #2	15	3	P B H	1058	36.3
Sangamon	J. H. McCutcheon	11	2	G J	761	35.1
Bond	J. J. Copeland	8	2	P B J	670	34.1
Madison	Albert Ernst	14	2	P B H	976	34.1
Southern Illinois	Vallie Norris	7	2	P B J	693	33.5
Vermilion-Edgar-Clark	J. Warren Ellis	15	2	PB&GJ	732	33.1
Lake #2	Ferry & Truax	35	2	PB&GH	981	33.0
Effingham-Fayette	H. M. VanSant	32	2	PB&GG	795	32.6
Macoupin	Pocklington Bros.	17	2-3	PB&GH	939	31.1
Illinois State	Elgin St. Hospital	73	2	G H	809	26.7

C. S. Rhode

J. G. Cash

Printed in furtherance of the Agricultural Extension Act approved by Congress May 8, 1914. H. W. Mumford, Director Extension Service in Agriculture and Home Economics, University of Illinois, Urbana.



Report of  
Dairy Herd Improvement Associations in Illinois  
August, 1936

THE LIBRARY OF THE

SEP 13 1939

UNIVERSITY OF ILLINOIS

RYE WILL FURNISH FALL AND EARLY SPRING PASTURE

Dried up pastures due to drought have forced many dairymen to feed silage, hay, or both. In many cases the crop of hay grown on the farm will not be sufficient to meet the requirements of the herd.

Rye seeded in August should furnish some feed in the fall and again early in the spring. A rye pasture seeded at once should save hay this fall and again next spring and will make it possible to give other pastures a good start in the spring. Rye at times imparts undesirable flavors to milk. This objection may be overcome, however, by taking the cows off the rye an hour or two before milking.



Rye should be seeded by September 20 in northern Illinois, October 1 in central Illinois, and October 10 in southern Illinois. If it is to be used for fall pasture, it should be seeded now.

LOOKING AHEAD

Keeping in mind that it costs more to feed a dairy cow on roughage than on good pasture (1936 should be definite proof), dairymen in the interest of economy should start now to plan the 1937 program. In years of abundant rainfall, any one of the many pasture plants used in Illinois is reasonably satisfactory. Years such as this have singled out a relatively small number of the pasture plants that can thrive and furnish forage under drought conditions.

The legume family, the long recognized friend of the dairyman, is probably the most successful in withstanding the drought. Since this family can stand both heavy rainfall and drought, it is doubly valuable as a pasture crop.

Alfalfa is becoming more popular as a pasture crop among Dairy Herd Improvement Association members. Many favorable experiences have been reported from pasturing it during this drought year. Judging from these reports, a field of alfalfa for pasture may be used satisfactorily in the rotation on many farms.

Sweet clover, like alfalfa, has met the situation fairly well. Many dairymen in the state held their cost of milk production down through the use of sweet clover pasture. Both alfalfa and sweet clover should be used more extensively on Illinois farms.

Prepared by the Department of Dairy Husbandry, University of Illinois, College of Agriculture, Extension Service in Agriculture and Home Economics, Urbana, Illinois.





HONOR LIST FOR JULY  
Average Production of Each Association

Association	Tester	No. herds	No. cows	Average milk	Average fat	Percentage dry
Stephenson #1	Frank Ochsner	26	505	866	29.8	6.7
Moultrie	P. J. Smith	22	288	632	29.6	10.4
Brown-Schuyler-Adams	James Hadden	22	303	680	29.3	5.3
Lake #1	Robert Howard	21	364	833	29.2	8.5
McLean	Raymond Dauwalder	28	577	597	28.3	7.6
Tazewell #2	John Caldwell	26	343	694	28.2	9.9
Tazewell #1	Elbert Anderson	14	413	663	28.1	11.9
Carroll	Clyde Sisler	15	236	781	27.9	7.2
Livingston	Harold Sutter	26	287	678	27.7	7.3
Douglas	Ludie Knisley	16	161	672	27.3	8.7
Kane #2	John Emery	22	631	784	27.2	12.2
Christian	Lewis Piper	18	260	560	27.2	13.5
Kane #3	Paul Heil	20	705	771	27.0	12.3
LaSalle-Marshall-Putnam	Alvin Misselt	29	453	695	26.7	8.2
Woodford	Henry Blumier	17	268	683	26.7	10.4
Coles	Marvin Fairchild	24	280	591	26.6	11.4
Lake #2	Norman Nehmer	18	420	749	26.5	6.0
Bureau-Stark	Kenneth Nielson	23	361	689	26.1	6.6
Montgomery	Robert Good	10	93	646	26.1	11.8
DeWitt-Macon-Piatt	Ludie Knisley	9	182	596	26.0	6.0
Sangamon	Louis Duewer	24	305	627	25.9	8.5
Henry-Rock Island	George Koerper	22	326	705	25.6	9.8
Stephenson #2	Robert Whitney	26	457	709	25.5	9.2
Jo Daviess	Carroll Spickler	24	417	743	25.2	6.0
Ogle	Carl Lund	18	273	691	25.1	12.8
Kankakee	F. D. Bailey	24	365	727	25.0	8.2
McHenry #2	James Cox	21	547	735	24.9	13.2
State Average		1032	18767	663	24.9	10.7
Boone #2	Clifford Johnson	21	495	704	24.8	6.9
Whiteside	George Ross	18	305	602	24.8	10.8
Will #2	Ben Trent	20	428	721	24.7	9.3
Knox	Donald Nelson	17	298	597	24.7	7.4
Vermilion-Edgar-Clark	Linden Cusey	13	196	592	24.7	9.7
Champaign-Ford	Angus Taylor	30	290	572	24.6	11.7
McHenry #1	Wayne Tilton	20	589	671	24.5	10.0
Iroquois	Linden Cusey	12	221	673	24.3	12.2
Greene-Morgan	Oren Nash	26	457	597	24.3	9.2
Wabash Valley	Lowell Kiger	14	207	570	24.0	13.5
Lee-Bureau	Edward Marshall	24	243	628	23.9	11.5
Cook	Gerrit Laseur	23	575	631	23.8	11.8
St. Clair-Monroe-Randolph	Franz Schultze	22	359	605	23.7	15.9
McHenry #3	Beryl Barkman	27	755	671	23.5	11.7
Lee #1	Edward Whitney	24	355	654	23.5	11.5
Kendall	Miller Fulton	19	245	604	23.3	9.4
Boone #3	Harry Lohman	22	480	645	22.5	10.4
Lee #2	Orlando Spangler	21	375	593	22.0	7.2





Effingham #1	Ernest Reutter	21	219	554	21.9	15.1
DuPage #2	Wayne Crone	26	550	615	21.8	11.8
Jersey	Charles Bennett	10	155	544	21.8	17.4
Madison	Robert Good	20	293	601	21.2	10.9
Illinois State	Raymond Buker	14	899	625	20.7	15.8
Southern Illinois	Berlin Campbell	27	317	480	19.9	14.8
Macoupin	Raymond Minert	19	341	519	18.8	15.8
Effingham-Fayette	Lowell Kiger	14	260	442	17.5	20.8
Bond	Charles Bennett	7	106	441	16.1	35.8

Highest Producing Herd in Each Association

Association	Owner	No. cows	No. milk-ings daily	Breed	Milk	Fat
Moultrie	A. B. Hall	6	2	P B J	1039	52.2
Christian	Lawrence Young	13	2	PB&GG	938	51.4
Menard-Mason-Logan	Yapp and Goeke	9	3	P B H	1282	47.8
Woodford	Walter Taylor	15	2-3	P B H	1241	47.8
Stephenson #1	Vernon Heck	18	2	G H	1384	46.6
Cook	Palanois Farm #2	16	3	P B H	1291	45.3
Whiteside	Ted Shults	11	2	PB&GJ	961	45.1
Lee #1	H. D. Ditch & Son	6	2	P B H	1300	43.7
Kane #3	Mocseheart Farm	46	2-3	"	1290	43.0
Kane #2	A. E. Howard	22	2	"	1111	42.7
McLean	Forrest Lemons	16	2	Mixed	976	42.6
LaSalle-Marshall-Putnam	Douglas Knights	13	2-4	P B H	1504	41.9
Lake #1	Forest Hutchins	9	2	PB&GH	1238	41.4
Sangamon	Everett McMillan	5	2	GG&GJ	853	41.1
Boone #3	S. A. Ellsworth	11	2	P B H	1031	40.4
Brown-Schuyler-Adams	Givens & Scott	19	2	G J	862	40.2
Champaign-Ford	John Busboom	12	2	P B G	883	40.1
McHenry #2	Maywood Farm	17	2	P B H	1157	39.7
Tazewell #1	Tazewell Dairy	29	2	Mixed	366	39.5
Iroquois	Williams & Margrey	16	3	PB&GH	1145	39.2
Livingston	Honegger Dairy	19	2	PB&GG	867	39.2
Jo Daviess	A. L. Frazier & Son	23	2	PB&GH	1221	38.9
Lee-Bureau	Booth & Espel	5	2	PBBS	1046	38.8
Bureau-Stark	Arnold Siebenthal	8	2	PBBS	1059	37.9
St.Clair-Monroe-Randolph	R. H. Hayes & Son	10	2	G J	780	37.9
Montgomery	John Smith	6	2	G G	796	37.7
Carroll	Ward Weidman	19	2	G H	1022	37.5
Coles	W. O. Storm	10	2	PB&GJ	737	37.5
Effingham #1	Leo Dial	7	2	P B J	754	37.3
Greene-Morgan	Newton Short	10	2	"	715	37.3
Douglas	Simon J. Marner	9	2	PB&GH	949	36.7
Ogle	Forrest Gillespie	8	2	P B H	1053	36.5
Tazewell #2	Ernest Worner	15	2	PB&GH	1118	36.3
Stephenson #2	Green Gables Farm	11	2	P B G	762	36.3
Kankakee	J. L. Savage	12	2	PB&GH	950	36.1
Wabasa Valley	Chester McCord	9	2	P B J	648	35.6
Knox	B. Everett Leigh	12	2	"	848	35.5



Henry-Rock Island	J. L. Rehn & Son	15	2	P B J	736	35.5
McHenry #1	M. J. Freund	20	2	G G	798	35.0
Kendall	P. A. Peterson	12	2	PBBS	971	34.8
McHenry #3	O. L. Putnam	30	2	PB&GJ	555	34.6
Southern Illinois	Vallie Norris	8	2	"	680	33.9
DuPage #2	C. F. Nadelhoffer	17	2	G H	1035	33.6
Vermilion-Edgar-Clark	John Frazier	9	2	P B J	792	33.5
Lee #2	Harry Friedrichs	15	2	GH&J	830	32.9
Lake #2	Roney Farm #2	25	2	G G	813	32.9
Bond	J. J. Copeland	9	2	P B J	604	31.5
Jersey	George Erb & Son	13	2	PB&GJ	726	31.4
Madison	Kermit Landult	7	2	Mixed	926	31.3
Will	Four Pines Farm	31	2	PBBS	855	31.2
Boone #2	Griffis & Dowd	10	2	P B H	918	31.1
DeWitt-Macon-Piatt	C. S. Bogardus	16	2	PB&GG	719	30.6
Effingham-Fayette	H. M. Van Sant	32	2	"	714	29.7
Macoupin	Cline & Mieher	17	2	PB&GH	813	28.6
Illinois State	State Pen. (Pontiac)	79	2	G H	752	24.8

C. S. Rhode

J. G. Cash


Printed in furtherance of the Agricultural Extension Act approved by Congress May 8, 1914. H. W. Mumford, Director, Extension Service in Agriculture and Home Economics, University of Illinois.



Report of  
Dairy Herd Improvement Associations in Illinois  
September 1936

IT'S TOO LATE TO LOCK THE STABLE DOOR  
AFTER THE HORSE IS STOLEN

Two cows outstanding in type and production were shown recently at a neighboring state fair. They were almost identical in type, both showing udders and veining that indicated heavy production. Inquiry was made about their sire. Was he living and in service? No! He, like many other good bulls, had been sent to the shambles.



The practice of buying a young bull, using him two or three years and sending him to the butcher is desirable to the extent that it eliminates many bulls of poor inheritance after limited use. However, the same practice that sends the poor sires to the butcher also takes the good ones which the dairymen and industry cannot afford to lose.

In several counties Dairy Herd Improvement Association members are solving this problem thru cooperative breeding associations. Usually five or six members work together under the following general agreements:

1. Each member has an interest in all the bulls owned by the association.
2. All members agree on the purchase and disposal of association bulls.
3. All herds are tested for Bang's disease.
4. All members belong to a Dairy Herd Improvement Association.
5. The bulls are moved from one member's farm to another each year.
6. All bulls are housed and managed in a similar manner.
7. No outside cows are bred to the association bulls.

The advantages of cooperation in the field of dairy cattle breeding are evident. Moving the bulls each year prevents a poor sire from ruining a member's herd because he is used only a year at each place before he is proved. All bulls are proved as soon as it is possible. Any poor ones are discarded as soon as sufficient evidence is available. The good sires remain in service as long as possible. Sires are usually selected with greater care and the investment in bulls over a period of years is generally lowered. Counties that have active association or associations in the process of organization are Tazewell, Coles, Ford, Winnebago, Hancock, Bureau, Lee, Kankakee, Livingston, Effingham, Will, Marshall-Putnam, and Champaign.

Prepared by the Department of Dairy Husbandry, University of Illinois, College of Agriculture, Extension Service in Agriculture and Home Economics, Urbana, Illinois.





HONOR LIST FOR AUGUST  
Average Production of Each Association

Association	Tester	No. herds	No. cows	Average milk	Average fat	Percent- age dry
Fazewell #2	John M. Caldwell	26	342	700	29.3	12.6
Lake #1	Robert Howard	21	371	826	29.0	5.7
Moultrie	P. J. Smith	23	295	627	29.0	18.0
Livingston	Harold Sutter	26	285	678	28.8	7.0
McLean	Raymond Dauwalder	28	579	608	28.8	7.8
Coles	Marvin Fairchild	24	285	619	28.3	10.5
DeWitt-Macon-Piatt	Ludie Knisley	10	189	638	28.0	5.3
Douglas	Ludie Knisley	16	164	675	27.5	15.2
Stephenson #1	Frank Ochsner	26	503	804	27.4	8.9
Woodford	Henry Blumier	17	271	690	27.0	7.4
Christian	Lewis Piper	18	257	556	27.0	15.2
Kane #3	Paul Heil	20	709	745	26.3	14.2
Kane #2	John Emery	22	624	769	26.2	14.3
DeKalb	Martin Swedberg	27	511	776	26.1	10.6
Lake #2	Norman Nehmer	20	452	767	26.3	8.6
Brown-Schuyler-Adams	James Hadden	21	310	612	26.0	8.1
McHenry #2	James Cox	21	539	742	25.3	12.1
LaSalle-Marshall-Putnam	Alvin Misselt	29	460	656	25.3	6.7
DuPage #1	Chris Weigele	20	377	685	25.0	10.6
Henry-Rock Island	Geo. Koerper	23	349	689	24.9	6.0
Sangamon	Louis Duewer	23	299	607	24.7	10.4
Iroquois	Linden Cusey	13	230	705	24.5	9.6
Zankakee	F. D. Bailey	24	342	739	24.4	7.3
Bureau-Stark	Kenneth Nielson	24	378	620	24.4	11.4
Kendall	Miller Fulton	18	225	632	24.3	13.8
Will #2	Ben Trent	25	531	713	24.2	10.4
State Average		1192	21466	645	24.2	12.0
Finnebago #2	Gilbert Baker	24	430	610	23.9	10.2
Book	Gerrit Laseur	23	583	628	23.8	12.0
Champaign-Ford	Angus Taylor	32	309	560	23.8	15.9
McHenry #1	Wayne Tilton	21	611	622	23.7	11.6
Effingham #1	Ernest Reutter	21	217	598	23.6	11.1
Moone #2	Clifford Johnson	21	504	662	23.5	7.9
Stephenson #2	Robert Whitney	27	486	624	23.5	10.1
St. Clair-Monroe-Randolph	Franz Schultze	23	351	608	23.5	15.4
McHenry #3	Beryl Barkman	28	824	673	23.4	11.8
Monroe	Donald Nelson	18	307	558	23.3	9.4
Lee-Bureau	Edward Marshall	24	241	623	23.2	13.3
Wabash Valley	Lowell Kiger	9	152	487	23.0	15.8
Illinois State	Raymond Baker	14	884	701	22.9	11.8
Montgomery	Robert Good	12	134	555	22.6	6.7
Moone #3	Harry Lohman	22	472	627	22.4	12.1
Wesley	Carl Lund	18	268	605	22.1	15.7
Finnebago #3	Dale Langholf	27	403	597	22.1	13.9
W. Daviess	Carroll Spickler	22	404	623	22.0	13.9
DuPage #2	Wayne Crone	25	549	620	21.9	15.5
Greene-Morgan	Oren Nash	26	441	531	21.9	10.7
Madison	Robert Good	19	290	609	21.7	13.8
Million-Edgar-Clark	Linden Cusey	10	159	488	21.2	13.2



Lee #1	Edward Whitney	24	358	603	20.9	16.8
Whiteside	George Ross	15	243	507	20.8	16.0
Macoupin	Ray Minert	19	338	574	20.7	15.1
Winnebago #1	J. F. Carter	18	333	558	20.5	11.4
Jersey	Chas. Bennett	12	179	524	20.2	15.1
Southern Illinois	Berlin Campbell	29	367	470	19.7	16.6
Lee #2	Orlando Spangler	21	376	613	19.0	18.9
Effingham-Fayette	Lowell Kiger	14	252	476	18.8	19.0
Bond	Chas. Bennett	7	104	342	12.2	47.1

Highest Producing Herd in Each Association

Association	Owner	No. cows	No. milk-ings daily	Breed	Milk	Fat
Woodford	Walter Taylor	15	2-3	P B H	1402	49.6
Christian	Lawrence Young	12	2	PE&GG	845	48.3
LaSalle-Marshall-Putnam	Keenan Brothers	8	2-4	PE&GH	1259	47.0
Menard-Mason-Logan	Yapp and Goeke	12	3	P B H	1349	46.5
Macoupin	Gilbert Whitlock	7	2	P B J	953	46.5
Greene-Morgan	Newton Short	10	2	P B J	687	45.5
Zane #3	Mooseheart Farm	45	2-3	P B H	1375	45.4
Will #2	Ralph Kemmerer	7	2	G H	1445	45.1
Whiteside	Ted Skults	11	2	PE&GJ	988	44.6
Lake #1	Forest Hutchins	9	2	PE&GH	1293	44.1
Sangamon	J. H. McCutcheon	11	2	G J	889	42.2
McLean	Forrest Lemons	18	2	Mixed	976	41.9
McHenry #2	Wonder Mere Farm	16	2	PE&GH	1222	41.8
Moultrie	Mrs. Reta Wilson	6	2	P B J	839	41.6
Stephenson #1	William Ochsner	15	2	Mixed	1228	41.3
Henry-Rock Island	Gail Peart	5	2	PE&GBS	987	39.9
Zankakee	A. J. Butz	6	2	PE&GH	1134	39.6
Douglas	John McCarty	9	2	"	1188	39.2
Coles	W. O. Storm	11	2	PE&GJ	742	38.8
Zendall	Edward Hage	9	2	G B S	1076	38.5
Champaign-Ford	John Busboom	13	2	P B G	892	38.4
Lee-Bureau	Gonigam & Gonigam	7	2	PE&GBS	1034	38.1
Zane #2	I. N. Russell	28	2	PE&GH	1044	37.9
Hazewell #2	A. M. Eisele	7	2	PEBS	883	37.5
DeKalb	H. V. Engh	15	2	G H	1115	37.3
Wright	Robert Lacher	13	2	PE&GJ	736	37.3
McHenry #1	Hanford & Carey	30	2	PE&GG	818	36.9
Inox	B. Everett Leigh	12	2	P B J	838	36.8
Livingston	L. A. Pearson	10	2	PE&GH	1064	36.5
Moone #3	Ralph Porter	24	2	G H	1008	36.5
Effingham	Leo Dial	7	2	P B J	777	36.5
Marion	Williams & Margrey	16	2	PE&GH	1159	36.4
Montgomery	John Smith	6	2	G G	725	36.4
Franklin	Palanois Farm #2	15	2	P B H	1148	36.3
McHenry #3	O. L. Putnam	30	2	PE&GJ	573	36.0
Ward	Ray E. Meyer	16	2	P B H	1027	35.5
St. Clair-Monroe-Randolph	S. S. Lortz & Sons	15	2	PE&GH	864	34.9
Washington Valley	Chester McCord	6	2	P B J	643	34.8
Lee #1	H. D. Ditch & Son	6	2	P B H	1182	34.6
Lake #2	Roney Farm #2	26	2	G	879	34.4



Bureau-Stark	Henry B. Chase	15	2	PB&GBS	1004	34.0
Winnebago #3	C. H. Nevens & Son	12	2-3	P B H	940	34.0
Brown-Schuyler-Adams	Givens and Scott	19	2	G J	686	33.7
Stephenson #2	Charley Thorncs	17	2	Mixed	911	32.7
DuPage #2	C. Nadelhoffer	16	2	"	1072	32.5
Winnebago #2	J. C. Hoisington	34	2	PB&GH	935	32.4
Jo Daviess	Adams & Kampmeier	20	2	G H	1010	32.2
Winnebago #1	J. H. Lyford	19	2	PB&GJ	683	32.2
Madison	Oliver Spitze	10	2	P B H	894	31.8
DeWitt-Macon-Piatt	S. R. Griffin	34	2	PB&GJ	705	31.5
Boone #2	Andrew Larson & Son	15	2	P B H	776	31.1
Jersey	Ted Ansell	12	2	GH&GJ	818	30.5
Vermilion-Edgar-Clark	W. A. Dennis	22	2	PB&GJ	613	30.0
Lee #2	Harry Friedrichs	15	2	PB&GH	776	29.7
Illinois State	State Pen. (Pontiac)	82	2	G H	947	29.5
Southern Illinois	Dee Small	5	2		655	28.3
Effingham-Fayette	H. M. VanSant	35	2	PB&GG	695	28.2
Wood	J. J. Copeland	9	2	P B J	522	26.9

REPORT OF ILLINOIS 500# BUTTERFAT COW CLUB--FIRST EIGHT MONTHS, 1936

Association	Owner	Breed	Milk	Fat
Stephenson #1	W. T. Rawleigh	P B H	15,125	565.3
Lee #3	Mooseheart Farm	"	17,056	546.9
DeLean #2	Harold Bircklebow	G G	9,978	540.5
Lee #3	Mooseheart Farm	P B H	13,746	540.1
Lee #3	Compton Hills Farm	G H	14,437	539.2
Book	Palanois Farm	P B H	13,329	533.5
DeLean #1	Snow & Palmer	G G	10,455	533.2
De-Bureau	Gonigam & Gonigam	G B S	11,977	527.7
Lee #3	Mooseheart Farm	P B H	15,515	517.8
Lee #2	A. E. Howard	"	12,809	512.3
Weswell #2	F. E. Schwartzendruber	P B J	8,110	501.3
Stephenson #1	W. T. Rawleigh	P B H	11,559	485.5
Lee #3	Mooseheart Farm	"	13,689	480.3
Clair-Monroe-Randolph	Albert Kolmer	"	13,566	478.3
Kalb	Joseph George	"	11,859	478.0
Lee #3	Mooseheart Farm	"	14,380	466.6
Book	Palanois Farm	"	12,833	466.3
Page #1	Chicago Guernsey Farm	P B G	8,699	465.3
Lean #1	Snow & Palmer	G G	8,383	464.7
Winnebago #3	Roy Anderson	P B H	10,895	460.2
Page #1	Chicago Guernsey Farm	P B G	9,406	459.6
Hard-Mason-Logan	Yapp & Goeke	P B H	14,670	459.3
Woodford	W. W. Taylor	"	11,623	458.7
Woodford	W. W. Taylor	"	12,442	458.6
Wary-Rock Island	Ira Sellon & Sons	"	13,767	457.9
Weswell #2	A. M. Eisele	P B B S	11,343	455.5
Henry #3	O. L. Putnam	G J	9,654	454.2
Lee #2	A. E. Howard	P B H	11,082	451.9
Daviess	Edward Gerber & Son	"	12,611	450.8
Page #1	Chicago Guernsey Farm	P B G	8,813	449.6
Lee #2	Lloyd Johnson		7,569	449.1
Clair-Monroe-Randolph	A. D. Fulton & Sons	G J	8,858	448.8





Boone #2	Fred J. Miller	P B H	12,800	448.0
Moultrie	L. D. Seass	P B J	7,863	447.8
Stephenson #1	W. T. Rawleigh	P B H	12,862	447.7
Tazewell #2	Ernest Worner	"	13,065	446.8
Winnebago #3	C. F. Kilker & Son	"	12,300	445.9
Kane #3	Mooseheart Farm	"	13,475	445.5
Livingston	Honegger Dairy	G G	8,881	443.3
Winnebago #3	Roy Anderson	P B H	11,042	442.7
Carroll	Strandsdale #1		10,637	441.9*
Menard-Mason-Logan	Louis Warner	P B B S	9,589	441.8
St.Clair-Monroe-Randolph	A. D. Fulton & Sons	G J	8,073	441.5
Carroll	Ward Weidman	G H	11,327	440.2
Stephenson #1	Melvin Dietmeier	"	12,363	439.9
Tazewell #2	Ernest Worner	"	12,002	437.7
Moultrie	T. L. Ridgway	G J	8,293	435.6
Kane #3	Mooseheart Farm	P B H	13,249	433.9
Henry-Rock Island	Ira Sellon & Sons	P B H	13,419	433.6
DuPage #1	Alfred Meyer		12,120	433.4
Tazewell #2	Ernest Worner	P B H	12,736	432.6
Woodford	W. W. Taylor	P B H	11,539	432.5
Stephenson #1	W. T. Rawleigh	"	13,880	432.4
McHenry #3	Peters Brothers	"	12,313	431.7
Livingston	Lyle Pearson	G H	10,980	430.0
Bureau-Stark	H. B. Chase & Sons	P B B S	12,203	427.1
Kane #3	Silver Hill Farm	P B H	12,372	426.7
Moultrie	Frank Emel	P B J	6,908	426.4
Lee-Bureau	Curtis Plum & Son	P B H	10,873	425.4
Stephenson #1	Melvin Dietmeier	G H	12,407	425.3
St.Clair-Monroe-Randolph	L. B. Eidman & Son	P B J	8,786	423.8
Effingham	Noble Priess	P B H	10,224	423.6
Kane #3	Mooseheart Farm	"	11,981	423.2
Livingston	Leslie Schade	G G	9,586	422.7
Boone #3	Ralph Porter		10,775	419.9
Moultrie	W. F. Farrell	G J	8,090	419.7
Henry-Rock Island	Ira Sellon & Sons	P B H	13,673	418.2
Vermilion-Edgar-Clark	W. A. Dennis	G G	6,172	416.4
DeKalb	Joseph George	P B H	12,020	416.1
Menard-Mason-Logan	Louis Warner	P B B S	10,244	416.1
DuPage #1	Alfred Meyer		12,742	415.8
Proquois	Carl Frey	P B G	9,064	415.8
LaSalle-Marshall-Putnam	Harold Mills	G G	8,388	415.8
McHenry #1	W. H. Gardner	P B H	11,525	415.1
St.Clair-Monroe-Randolph	L. B. Eidman & Son	G J	8,803	414.2
Stephenson #1	Melvin Dietmeier	G H	10,857	413.9
Effingham	Tressa Poehler	P B H	10,769	413.8
Livingston	Charles Lauritzen	G H	14,208	413.3
LaSalle-Marshall-Putnam	Keenan Brothers	"	11,020	412.8
St.Clair-Monroe-Randolph	A. D. Fulton & Sons	G J	7,911	412.4
Henry-Rock Island	Ira Sellon & Sons	P B H	12,310	411.8
DeKalb	B. W. Jones Trust	P B H	11,608	411.4
Woodford	Geo. B. Storey		11,434	410.2
Illinois State	Soldiers & Sailors Home	G H	12,130	409.1
Kane #3	F. E. Hummel		11,501	409.1





Moultrie	Frank Emel	P B J	6,806	409.0
DeKalb	Weaver & Danielson	P B H	10,617	408.9
Coles	W. A. Myers	Mixed	7,789	408.8
Wabash Valley	C. J. McCord	P B J	6,270	407.1
Carroll	Strandsdale #1	P B H	9,328	406.8*
Tazewell #2	Mrs. T. LaRosh	G J	9,066	406.8
Menard-Mason-Logan	Yapp & Goeke	P B H	12,001	406.6
McLean #1	Snow & Palmer	G G	7,288	406.0
Moultrie	H. G. Floyd	G J	8,601	405.7
Xane #3	Mooseheart Farm	P B H	12,573	405.3
Illinois State	Illinois State Pen.	G H	11,766	405.3
McLean #1	Leach Farm	G J	6,793	405.3
Moultrie	V. I. Winnings	P B J	7,819	405.2
McLean #2	Alexander Guernsey Farm	G G	8,258	404.7
Livingston	Honegger Dairy	"	8,355	403.5
Moultrie	Orall Bundy	P B J	7,371	402.6
Xane #3	Mooseheart Farm	P B H	11,729	402.0
Coles	W. A. Myers	G B S	9,439	401.8
Menard-Mason-Logan	Yapp & Goeke	P B H	10,992	401.0
Tazewell #2	H. M. Wood	"	12,024	400.2
Stephenson #1	W. T. Rawleigh	P B H	14,529	399.8
Livingston	Charles Lauritzen	"	12,665	399.3
Xane #3	Geo. Hawkins	"	10,743	399.3
Woodford	Geo. B. Storey	G G	7,808	399.2
Stephenson #2	E. R. Stauffacher		11,727	398.4
Page #1	Chicago Guernsey Farm	P B G	9,210	398.2
Stephenson #1	Melvin Dietmeier	P B H	11,403	397.9
Book	Edison Dick	G H	10,693	397.6
Page #1	Chicago Guernsey Farm	P B G	9,943	396.9
Moultrie	Orall Bundy	P B J	7,603	396.9
McHenry #1	W. H. Gardner	P B H	11,378	396.8
Menard-Mason-Logan	Yapp & Goeke	"	10,920	395.9
DeKalb	Joseph George	"	10,195	395.1
Macomb-Ford	L. E. Rust	G G	8,790	395.0
Macoupin-Madison	Pocklington Bros.		11,782	394.8
Tazewell #2	Fred Weyhrich	G G	8,580	394.7
Wabash Valley	C. J. McCord	P B J	6,388	394.5
McHenry #3	John Ellsworth	P B H	11,068	394.3
Xane #2	A. E. Howard	"	9,635	392.8
Bureau-Stark	H. B. Chase & Sons	P B B S	9,725	392.7
MacSalle-Marshall-Putnam	R. V. McKee & Son	P B J	7,212	392.0
Carroll	John Derrer	P B H	11,066	391.8*
MacSalle-Marshall-Putnam	Keenan Brothers	G H	10,101	391.5
Xane #2	A. E. Howard	P B H	10,193	391.3
Linnebago #1	W. B. Hested	G H	10,038	391.3
Stephenson #1	Clay B. Bridge	P B H	9,807	391.0
Stephenson #1	Melvin Dietmeier	G H	11,039	390.9
Linnebago #3	Roy Anderson	P B H	9,362	390.9
Moultrie	L. D. Seass	P B J	7,485	390.9
Moultrie	A. B. Hall	"	6,230	390.7
Page #2	Country Home Farm	P B H	10,728	390.4
DeKalb	Rolf & Roberts	"	10,645	390.1*



Kane #2	LaVerne Warford	P B H	12,310	389.9
Moultrie	L. D. Seass	P B J	6,900	389.8
Henry-Rock Island	Ira Sellon & Sons	P B H	11,703	389.6
Cook	William Warner	P B G	7,129	388.9
Boone #2	Fred J. Miller	P B H	11,427	388.8
LaSalle-Marshall-Putnam	Harold Mills	G G	8,437	388.7
Boone #1	A. Larson & Son	P B H	12,309	388.5
Macoupin-Madison	Pocklington Brothers		9,872	388.1
Lake #1	George Vose	P B H	9,044	388.1
Woodford	Lee A. Scherer	G H	12,386	387.9
McLean #2	Alexander Guernsey Farm	G G	7,753	387.8
Winnebago #1	Geo. E. Pepper & Son	G J	6,757	387.8
Kane #3	Geo. Hawkins	P B H	10,566	387.7
McLean #1	Grant Kinsey	G G	7,248	387.1
McLean #1	Snow & Palmer	G G	7,765	386.7
Stephenson #2	E. R. Stauffacher		11,874	386.3
Bureau-Stark	James A. Ames	Mixed	7,429	385.6
Bureau-Stark	E. R. Pettigrew	P B H	10,682	384.4
McHenry #3	Peters Brothers	"	11,300	383.8
Lake #1	George Vose	"	9,641	383.7
Winnebago #3	C. H. Nevens & Son	"	11,174	383.6
Tazewell #1	Schmoeger & Barnett	P B J	7,041	383.5*
Moultrie	V. I. Winnings	"	7,189	383.1
Henry-Rock Island	F. M. Reed	P B H	10,711	382.2
Kane #2	A. E. Howard	"	9,330	381.6
Effingham-Fayette	George Green		7,995	381.3
McLean #2	R. C. Gilmore	G J	6,875	380.5
Menard-Mason-Logan	Louis Warner	P E B S	9,026	379.4
Menard-Mason-Logan	Yapp & Goeke	P B H	11,030	379.3
Winnebago #3	Samuel Goldy		10,623	378.8
Tazewell #1	John A. McLaughlan	P B H	11,817	378.4*
Cankakee	Mrs. Julia Dickman	"	11,324	378.3
DeKalb	Joseph George	"	10,255	377.6
Dendall	Geo. Smith, Jr.	"	13,015	377.3
Kane #3	F. E. Hummel	H	10,987	376.7
Stephenson #1	H. M. Phillips	P B H	10,488	376.0
Bureau-Stark	H. B. Chase & Sons	G B S	9,656	375.7
Tazewell #2	H. M. Wood	P B H	10,426	375.5

Not complete information

C. S. Rhode

J. G. Cash

Printed in furtherance of the Agricultural Extension Act approved by Congress May 8, 1914. H. W. Mumford, Director Extension Service in Agriculture and Home Economics, University of Illinois, Urbana.



REPORT OF  
DAIRY HERD IMPROVEMENT ASSOCIATIONS IN ILLINOIS  
October, 1936

In most sections of the state the dairy cattle feeding problems this winter will not be greatly different from those of more normal years. However, in some localities meeting present conditions is a difficult task. Dairymen who have farm grains and plenty of good quality roughage should not find the winter of 1936-37 especially difficult. On the other hand, conditions are vastly different for those going into the winter with low quality roughage and an inadequate supply of farm grains.

Regardless of the available feed supply

it will take a good cow to make a satisfactory net return under present price relationships. Therefore, it seems poor policy to put expensive feeds into low-producing dairy cows. It is better to have enuf feed for a smaller herd of good cows than partly enuf for a larger herd of low producers. It is a poor time to waste feed and labor on inefficient cows.


#### INVENTORY THE FEED SUPPLY

The policy of determining the number of tons of hay and silage and the bushels of corn, oats, barley, soybeans, and other farm grains available for the milking herd is good one. There may be plenty of silage and a short hay supply. In that case it might be better to feed heavy on silage and lighter on hay and balance the grain mixture accordingly. The oat supply may be large and the corn supply small. A grain mixture could be planned to meet the situation.

After the feed requirements for the winter have been figured and the available feed supply known it is an easy matter to determine the amount and kind of purchased feed required. Those who follow such a procedure usually feed good rations at the lowest cost and find making radical, expensive changes unnecessary.

#### SELECT FEEDS CAREFULLY

Feed purchases should be kept to a minimum in line with good feeding practices. Purchased feeds should be selected with care and the cost of protein and total digestible nutrients should be considered. If farm grains are bought their relative value should be given careful consideration.







Comparative Amounts and Cost of Total Protein in Supplements

	Cost per ton	Cost cwt.	Lbs. Total Protein per 100 lbs. Feed	Cost per Pound Total Protein
Bran	\$30	\$1.50	15	10.0¢
C. S. M.	40	2.00	41	4.9
S. B. O. M.	42	2.10	40	5.2
L. O. M.	52	2.60	34	7.6
Gluten Feed	38	1.90	23	8.2
Gluten Meal	48	2.40	40	6.0
Soybeans	40	2.00	37	5.4

At the prices listed above cottonseed meal furnishes a pound of total protein at 4.9 cents; soybean oil meal at 5.2; soybeans at 5.4; gluten meal at 6; linseed oil meal at 7.6; gluten feed at 8.2; and bran at 10.

The Approximate Value of Corn Substitutes for Dairy Cattle with Corn at Various Prices

Price of corn per bushel	\$ .56	\$ .63	\$ .70	\$ .77	\$ .84	\$ .91	\$ .98	\$1.05
Value of one bushel of barley	.48	.54	.59	.65	.71	.77	.83	.89
one bushel of oats	.28	.32	.35	.39	.42	.46	.49	.53
one bushel of wheat	.60	.68	.75	.83	.90	.98	1.05	1.13
one bushel of rye	.56	.63	.70	.77	.84	.91	.98	1.05
30# cane classes	.83	.92	1.01	1.11	1.20	1.29	1.39	1.48
30# hominy feed	1.17	1.29	1.43	1.57	1.70	1.83	1.96	2.09

FEEDING SUGGESTIONS

It pays to feed good cows well.

Where plenty of good roughage is available moderate grain feeding is most desirable. Feed grain according to production. Feed approximately 1# of grain for each 4 to 4 1/2# of milk produced daily to Holsteins and Brown Swiss; 1# of grain to each 3 to 3 1/2# of milk to Guernseys; and 1# grain to 2 1/2 to 3# milk for Jerseys.

Reduce the rate of feeding grain to the lower producers. Cows producing only small amounts of milk and dry cows will usually do well on plenty of good roughage alone.

Balance the grain mixture to fit the available roughage. If the available roughage supply consists only of good legume hay, the grain mixture should contain from 11 to 12% total protein. If the roughage is partly legume and partly non-legume such as alfalfa, clover, or soybean hay and silage or fodder, the grain mixture should contain from 13 1/2 to 15% total protein depending somewhat upon the quality of the hay. If the roughage is all non-legume the grain mixture should contain 16 to 17% total protein.



THIRTY DAIRYMEN SWELL MEMBERSHIP LIST

County	Name	Signed by
Kankakee	A. S. More Frank Diefenbach W. C. Hatch	
McHenry #1	Frank Rasmussen	W. H. Gardner
Iroquois	E. W. Tascher	H. D. ZumMallen
St. Clair-Monroe-Randolph	Emil Burgard	
DuPage #2	John Bintzler	Wayne Crone
Macoupin	E. S. Snell Pearly C. Riffey	T. H. Brock
McHenry #3	Henry Marlowe	
Winnebago #1	John L. Swanson & Son	James Carter
Ogle	Wm. H. Patey	D. E. Warren
Livingston	Anderson and Moore Frank E. Saville H. W. Huber Geo. M. Esgar Geo. Fredericksen	
Champaign-Ford	Edward Leigh	
Bureau-Stark	Fred W. Holm Real Dairy	Ralph Weber John Ames
Wabash Valley	Robert Beckwith Merritt Semple Dee Ravis N. F. Goodwine and Son Crawford Co. Farm Fred Hummois W. F. Mathis Chalon Titsworth Bert Mehler	Jesse Tuttle  Marshall Inman " "
Polk	Clay Smith	



KANKAKEE, TAZEWELL AND LIVINGSTON COUNTIES  
 PERFECT COOPERATIVE BREEDING ASSOCIATIONS

During the month three members in Tazewell County with Guernsey herds and two members from Livingston County organized the Tazewell-Livingston Guernsey Breeding Association. The members are: Honegger Brothers, Forrest; Leslie Schade, Chatsworth; Chris Yordy, Morton; Robert Allen, Delavan; and O. F. Strawbridge, Green Valley.

Five members in the Kankakee Association including Philip Surprenant, Kankakee; W. W. Holmes and Son, Kankakee; Mrs. Julia Dickman, Herscher; and Oliver Rasmussen, Clifton, organized the Kankakee County Holstein Breeding Association. Another Holstein group is in the process of organization in Kankakee County at the present time.

On October 8 L. L. Lowe of Aroma Park; George Grob, James Jensen, and Fred Bauer, of Herscher, met at Herscher and took steps to organize the Kankakee County Guernsey Breeding Association. Two bulls for this association will probably be purchased in the near future and the organization will then be under way.

A group of men interested in Holsteins and Jerseys met in Effingham County on October 6. Associations will be organized in the near future.

HONOR LIST FOR SEPTEMBER  
 AVERAGE PRODUCTION OF EACH ASSOCIATION

Association	Tester	No. herds	No. cows	Average milk	Average fat	Percentage dry
McLean	Raymond Dauwalder	28	578	582	29.5	10.9
Tazewell #2	John Caldwell	26	354	692	29.2	14.7
Coles	Marvin Fairchild	24	287	613	28.6	7.3
Moultrie	P. J. Smith	24	301	596	28.6	16.6
Livingston	Harold Sutter	26	295	635	28.0	7.1
DeWitt-Macon-Piatt	Ludie Knisley	8	171	551	26.9	3.5
Lake #1	Robert Howard	23	408	733	26.8	8.6
Douglas	Ludie Knisley	16	160	612	26.7	13.8
Kane #2	John Emery	22	636	741	26.0	13.2
Kane #3	Paul Heil	21	718	717	25.8	15.0
Proquois	Linden Cusey	13	237	698	25.5	8.9
Champaign-Ford	Angus Taylor	31	302	579	25.1	17.2
Lake #2	Norman Nehmer	18	407	677	25.0	10.6
Christian	Lewis Piper	15	212	516	25.0	16.0
McHenry #2	James Cox	22	573	710	24.9	12.6
Langamon	Louis Duerwer	24	319	582	24.9	12.2
DeKalb	Martin Swedberg	27	549	720	24.8	13.1
Down-Schuyler-Adams	James Hadden	22	318	533	24.8	12.6
Kankakee	F. D. Bailey	26	395	685	24.2	11.1
Montgomery	Robert Good	11	122	547	24.1	5.7
Monro	Donald Nelson	16	290	551	24.0	10.7
Henry-Rock Island	George Koerper	22	330	622	23.8	9.4
Deer-Bureau	Edward Marshall	22	222	588	23.7	11.3



Bureau-Stark	J. E. Monier	11	2	Mixed	836	36.9
Champaign-Ford	John G. Busboom	15	2	P B G	825	36.9
Livingston	Wm. Hadden	18	2	PB&GH	868	36.7
Southern Illinois	Vallie Norris	5	2	P B J	712	36.7
Knox	Ben D. Baird	10	2	PB&GG	679	36.3
Montgomery	John Smith	5	2	G G	648	36.3
St. Clair-Monroe-Randolph	Austin Cole	14	3	P B J	730	36.1
Brown-Schuyler-Adams	Spencer Bros.	12	2		655	36.1
Douglas	Simon Marner	9	2	PB&GH	861	35.9
Wendall	Edward Hage	9	2	G B S	967	35.8
Henry-Rock Island	Ira Sellon & Sons	18	2	P B H	1,142	35.7
McHenry #1	W. H. Gardner	28	2	"	993	35.6
Lake #2	Roney Farm #2	26	2	G	863	35.5
Lake #1	Forest Hutchins	9	2	PB&GH	1,010	35.2
McHenry #2	Wonder Mere Farm	17	2	"	1,043	34.9
Kankakee	Philip Surprenant	18	2	"	984	34.9
Menard-Mason-Logan	Yapp & Goelke	11	3	P B H	914	34.9
Till	Frank Sayers	7	2	"	1,053	34.8
Jersey	Lauren Enos	12	2	P B J	656	34.3
DuPage #1	Alfred Meyer	19	3	P B H	997	34.2
Effingham #1	Leo Dial	7	2	P B J	641	34.1
DuPage #2	Country Home Farm	13	3	P B H	994	33.7
JoDaviess	Adolph Krug	15	2	G B S	820	33.6
Iroquois	Williams & Margrey	16	3	PB&GH	1,045	32.9
McHenry #3	H. C. Koltz and Sons	22	2	"	920	31.8
DeWitt-Macon-Piatt	S. R. Griffin	34	2	PB&GJ	653	30.5
Illinois State	State Pen. (Pontiac)	82	2	G H	932	29.9
Lee #1	William Myers	12	2	PB&GH	926	29.8
Tabash Valley	Chalon Titsworth	26	2	PBJ	548	29.3
Ogle	Robert Lacher	13	2	PB&GJ	539	29.2
Boone #2	Fred J. Miller	26	2	P B H	819	29.1
Vermilion-Edgar-Clark	W. A. Dennis	21	2	PB&GJ	551	28.8
Winnebago #1	W. B. Hested	11	2	G H	803	27.7
Lee #2	Henry Hey	40	2	Mixed	671	27.1
Madison	Oliver Spitze	10	2	P B H	761	26.3
Effingham-Fayette	M. E. Bone & Son	16	2	GG&H	680	24.1
Pond	J. J. Copeland	11	2	P B J	378	18.7

C. S. Rhode

J. G. Cash

Printed in furtherance of the Agricultural Extension Act approved by Congress May 8, 1914. H. W. Mumford, Director Extension Service in Agriculture and Home Economics, University of Illinois





Report of  
DAIRY HERD IMPROVEMENT ASSOCIATIONS IN ILLINOIS  
December, 1936



THE LIBRARY OF THE  
SEP 13 1939  
UNIVERSITY OF ILLINOIS

**W**E EXTEND TO ALL  
MEMBERS OF THE  
D.H.I.A. FAMILY  
OUR SINCERE  
WISHES FOR A  
JOYFUL CHRISTMAS  
AND A NEW YEAR  
ABUNDANT WITH  
HAPPINESS AND  
GOOD HEALTH

C. S. RHODE  
J. G. CASH


The central text is framed by decorative holly leaves and berries on the left and right sides. The letter 'W' is large and ornate, with a floral design. The text is arranged in a blocky, spaced-out format. At the bottom, there are two horizontal bands of holly leaves and berries, and four floral motifs (two on the left, two on the right).



Report of  
DAIRY HERD IMPROVEMENT ASSOCIATIONS IN ILLINOIS  
December, 1936

WISE MEN

On the evening of December 1 a small group of dairymen from Lake and McHenry Counties met with Farm Advisers Brock and Gilkerson at the latter's home to discuss ways and means of meeting some of the practical problems that confront those who wish to follow a constructive breeding program. The result - A Lake-McHenry County Guernsey Breeding Association, with Earl Kane, Bert Howland, and F. G. Hanford the charter members. One or two other members will probably be added later. These men agreed to use only carefully selected bulls. Each will own an interest in all bulls used. The bulls will be moved from one member's place to another each year. All herds are tested for tuberculosis and Bang's disease. Each member must be in a Dairy Herd Improvement Association. Each member supplies satisfactory housing facilities which include shelter, an exercising paddock, breeding stall, and in some cases a small pasture lot.



The advantages of this cooperative work are evident to those who have given some thought to the breeding program. By moving the bulls from one herd to another each year the members may prove them before they have had extensive service in any one herd. Should any of the bulls prove poor they will be discarded before they ruin any member's herd and replaced by other carefully selected bulls. The good ones are kept in service as long as they last.

When the Lake-McHenry organization is completed it will be the seventeenth organization of its kind in the state. Associations are operating in Bureau, Coles, Ford, Hancock, Kankakee, Knox, Lee, Marshall-Putnam, Tazewell, Livingston, and Winnebago Counties, and others are in the process of organization in Sangamon, Effingham, and Will Counties.

Wise are the men associated with this constructive program.

IMPORTANT FACTS

Dairy cattle numbers are lower than a year ago. By the first of 1937 there will be fewer dairy cows than in any January since 1932 and there are prospects for still further reductions in 1937-38.

Three or four years will probably lapse before the number of milking cows shows any increase. Surplus heifers and cows should find a ready market at satisfactory prices, particularly during the early part of this period.

About 600 thousand cattle are expected to be slaughtered under the disease control program in the fiscal year 1936-37.

Prepared by the Department of Dairy Husbandry, University of Illinois, College of Agriculture, Extension Service in Agriculture and Home Economics, Urbana, Illinois

The Great Wall of China is a series of walls and fortifications built by the Chinese to protect their northern borders from various nomadic invasions. It is one of the most significant and longest man-made structures in the world.

The wall was built in several stages, starting from the 7th century BC. The most famous section, the Ming Great Wall, was built between 1368 and 1644. It stretches for over 13,000 kilometers across the northern part of China.

The wall is made of brick, stone, and tamped earth. It features watchtowers, battlements, and a complex system of gates and passes. The wall is a symbol of Chinese civilization and a testament to the ingenuity and perseverance of the Chinese people.

The Great Wall of China is a UNESCO World Heritage Site. It is a major attraction for tourists from all over the world. The wall is a symbol of Chinese civilization and a testament to the ingenuity and perseverance of the Chinese people.

The Great Wall of China is a series of walls and fortifications built by the Chinese to protect their northern borders from various nomadic invasions. It is one of the most significant and longest man-made structures in the world.

The wall was built in several stages, starting from the 7th century BC. The most famous section, the Ming Great Wall, was built between 1368 and 1644. It stretches for over 13,000 kilometers across the northern part of China.

The wall is made of brick, stone, and tamped earth. It features watchtowers, battlements, and a complex system of gates and passes. The wall is a symbol of Chinese civilization and a testament to the ingenuity and perseverance of the Chinese people.

The Great Wall of China is a UNESCO World Heritage Site. It is a major attraction for tourists from all over the world. The wall is a symbol of Chinese civilization and a testament to the ingenuity and perseverance of the Chinese people.

The Great Wall of China is a series of walls and fortifications built by the Chinese to protect their northern borders from various nomadic invasions. It is one of the most significant and longest man-made structures in the world.

The wall was built in several stages, starting from the 7th century BC. The most famous section, the Ming Great Wall, was built between 1368 and 1644. It stretches for over 13,000 kilometers across the northern part of China.

The wall is made of brick, stone, and tamped earth. It features watchtowers, battlements, and a complex system of gates and passes. The wall is a symbol of Chinese civilization and a testament to the ingenuity and perseverance of the Chinese people.

The Great Wall of China is a UNESCO World Heritage Site. It is a major attraction for tourists from all over the world. The wall is a symbol of Chinese civilization and a testament to the ingenuity and perseverance of the Chinese people.



There are prospects for a continued increase in the purchasing power of consumers thru 1937 and beyond. With increased consumer buying power there should be a good spread between feed grain prices and milk and butterfat prices when a normal feed crop is produced.

The present ratio between dairy prices and feed prices offsets the higher dairy prices that will probably be realized during the winter and spring months.

Prices of heifers and beef cattle will probably continue high in relation to butterfat for a considerable time. This will lessen the incentive to increase dairy production in the corn belt.

During the next few years butterfat prices will probably rise in relation to prices of other commodities. This should strengthen fluid milk prices on city markets.

The supplies of manufactured dairy products on hand September 1 were the lowest since 1923 with the possible exception of 1931 and 1932. They were 32 percent less than the large stock on September 1, 1935, and 21 percent below the 1925-29 average.

#### MAKE YOUR ENTRIES IN THE 500 POUND BUTTERFAT COW CLUB EARLY

If your better producing cows have not been entered in the 500 Pound Butterfat Cow Club for 1937, entries should be made during the next visit of the tester. The testers have a supply of entry cards.

It is an honor to own cows that qualify for membership in this club. The 1937 club starts January 1 and the entries must be in by February 1.

#### SPECIAL MEETINGS WEEK OF Jan. 11-15

Special meetings which will be held at the College of Agriculture, University of Illinois during the week of Jan. 11-15 on dairy farming and other related subjects offer an opportunity for Dairy Herd Improvement Association members to become more familiar with important practical problems.

#### CORRECTION

Due to an error the October production on the purebred Jersey herd owned by Austin Cole, of Chester, was reported as 743 pounds of milk and 24.3 pounds of butterfat. The correct production was 743 pounds of milk and 39.1 pounds of fat. Mr. Cole's herd led the St. Clair-Monroe-Randolph Association for the month.





HONOR LIST FOR NOVEMBER  
Average Production of Each Association

Association	Tester	No. herds	No. cows	Average milk	Average fat	Percent- age dry
Moultrie	P. J. Smith	21	296	584	29.9	18.2
Champaign-Ford	Angus Taylor	31	299	609	28.7	11.0
Tazewell #2	John Caldwell	26	348	606	27.7	17.5
McLean	Raymond Dauwalder	29	584	505	27.7	12.7
Brown-Schuyler-Adams	James Hadden	22	334	538	26.8	6.9
Kane #3	Paul Heil	19	658	731	25.9	15.5
Bureau-Stark	Kenneth Nielson	26	401	636	25.7	13.0
Douglas	Ludie Knisley	14	137	536	25.6	18.2
Livingston	Harold Sutter	24	267	536	25.3	16.5
Winnebago #3	Dale Langholz	27	400	689	25.1	14.5
Lake #1	Bob Howard	22	404	673	25.0	9.7
McHenry #2	James Cox	21	552	698	24.9	16.5
St. Clair-Monroe-Randolph	Franz Schultze	25	405	590	24.7	17.0
Sangamon	Louis Duewer	22	265	545	24.6	10.2
Knox	Donald Nelson	17	310	500	24.6	11.3
Kankakee	F. D. Bailey	26	408	677	24.4	14.7
LaSalle-Marshall-Putnam	Alvin Misselt	29	454	559	24.4	19.6
Bond	Chas. Bennett	7	107	673	24.3	20.6
Kane #2	John Emery	22	620	657	23.8	16.8
Ogle	Carl Lund	17	252	651	23.4	20.6
Lee #1	Harold Folgate	22	332	614	23.3	13.3
Jersey	Chas. Bennett	11	158	539	23.3	20.9
DeWitt-Macon-Piatt	Ludie Knisley	8	189	458	23.3	19.0
Illinois State	Raymond Buker	14	883	656	23.2	15.3
DeKalb	James Hulmes, Jr.	26	531	678	23.1	13.0
STATE AVERAGE		1065	19,908	583	23.1	15.6
DuPage #1	Chris Weigele	20	397	608	23.0	13.4
Cook	Gerrit Laseur	24	654	581	23.0	14.5
Wabash Valley	Marshall Inman	18	268	427	23.0	14.6
Winnebago #2	Gilbert Baker	25	453	561	22.8	16.3
McHenry #3	Beryl Barkman	28	824	623	22.2	13.5
Stephenson #1	Frank Ochsner	30	567	609	22.2	19.4
Effingham #1	Ernest Reutter	22	222	565	22.2	14.4
Lake #1	Norman Nehmer	19	431	594	22.0	12.8
DuPage #2	Wayne Crone	25	547	593	22.0	17.9
Tazewell #1	Steven Berei	12	390	524	22.0	19.0
Will	Carl Nelson	21	511	601	21.6	15.3
Henry-Rock Island	Geo. Koerper	21	320	555	21.6	20.0
Lee #2	Orlando Spangler	21	367	573	21.5	19.9
Macoupin	K. Ray Minert	20	370	503	21.5	22.2
Carroll	Clyde Sisler	12	196	566	21.4	18.4
Kendall	Delbert Tharp	18	282	518	21.4	14.9
McHenry #1	Wayne Tilton	23	661	559	21.1	16.0
Greene-Morgan	Lester Steffen	24	423	456	20.6	19.6
Lee-Bureau	Edward Marshall	19	200	497	20.5	15.5
Jo Daviess	Carroll Spickler	24	399	552	20.1	16.0
Southern Illinois	Berlin Campbell	29	363	429	20.0	18.5
Stephenson #2	Robert Whitney	27	499	532	19.4	20.0
Whiteside	Kenneth Ashmore	24	390	497	18.6	17.7
Winnebago #1	J. F. Carter	16	309	457	17.9	22.7
Effingham-Fayette	Lowell Kiger	13	254	384	16.4	24.4



Highest Producing Herd in Each Association

Association	Owner	No. cows	No. milkings daily	Breed	Milk	Fat
McLean	Harold Birchelbaw	7	2	G G	684	45.1
Stephenson #1	Lewis Mustert	8	2	PB&GH	1260	43.8
IaSalle-Marshall-Putnam	Douglas Knights	18	2-4	P B H	1171	43.1
Menard-Mason-Logan	Yapp & Goeke	9	3	"	1167	42.7
Douglas	John Coslet	12	2	G G	763	42.7
Kane #2	A. E. Howard Est.	18	2	P B H	1010	42.2
Winnebago #3	Nicolson Brothers	9	2	PB&GH	1180	42.0
Jo Daviess	Otto Nagel	16	2	P B H	1336	41.9
Bond	Edward Hentz	6	2	"	1242	41.9
Greene-Morgan	Harry Strong & Sons	11	2	PBBS&GJ	797	41.3
Moultrie	S. J. Kensil & Son	25	2	PB&GH	1197	41.1
Champaign-Ford	L. E. Rust	8	2	PB&GG	753	41.0
Lee #2	DeWitt Morgan	22	2	PB&GH	1242	40.2
Tazewell #2	F. E. Swartzendruber	12	2	P B J	686	40.2
Tabash Valley	John Stiff & Sons	7	2	"	786	40.1
Kankakee	Mrs. Mary Taylor	12	3	PB&GH	1094	40.0
Macoupin	Gilbert Whitlock	8	2	P B J	679	40.0
Ogle	Ralph Thomas	13	2	PB&GH	1115	40.0
McHenry #3	John Ellsworth	15	2	P B H	999	39.2
Bureau-Stark	McCauley & Blazey	14	2	G H	987	39.0
Sangamon	J. H. McCutcheon	12	2	G J	613	38.4
Winnebago #2	Wilfred Crabb	14	2	P B H	1126	37.7
Effingham-Fayette	G. G. Green Est.	8	3	P B G	683	37.3
Henry-Rock Island	J. L. Rehn & Son	17	2	P B J	729	37.2
Lee #1	Vernon Pomeroy	7	2	H	1190	36.8
DuPage #2	W. A. Kroeger	14	2	GG&GH	854	36.6
Jersey	L. A. Landon	21	2-3	P B J	606	36.4
Effingham #1	Ferd Vahling	12	2	PB&GH	1089	36.3
Will	John Paterson	21	2	"	1034	36.3
Livingston	Silas Clauss	8	2	PB&GJ	528	36.2
St. Clair-Monroe-Randolph	Austin Cole	23	3	P B J	637	36.1
Whiteside	C. D. Matznick	12	2	G H	1134	36.0
Brown-Schuyler-Adams	Spencer Bros.	13	2	G J	648	36.0
Inox	B. Everett Leigh	12	2	P B J	569	36.0
McHenry #2	Wonder Mere Farm	18	2	P B H	1021	35.9
Kane #3	Mooseheart Farm	52	2-3	"	1085	35.8
Southern Illinois	Phillip Dietz	7	2	G G	626	34.9
Maize #1	Cold Spring Farm	13	2	P B H	1014	34.8
McHenry #1	Judd Winn	17	2	"	1058	33.6
Stephenson #2	John Foss	9	2	P B H	1036	33.3
DeKalb	Elwood & Nelson	33	2	"	870	33.1
Illinois State	State Pen. (Menard)	68	2	G H	921	32.1
Wendall	H. B. Vickery	7	2	P B G	590	31.5
Tazewell #1	Dennis Bros.	39	2	G	649	31.4
Maize #2	Model Farm	16	2	B S	757	30.9
DeWitt-Macon-Piatt	C. S. Bogardus	17	2	PB&GG	604	30.7
Book	Geo. O. Fairweather	27	2	P B G	646	30.4
DuPage #1	Ray E. Meyer	16	2	P B H	885	29.4
Marroll	Stransdale Farm #1	41	2	"	809	29.2
De-Bureau	Gonigam & Gonigam	7	2	PB&GBS	561	27.4
Winnebago #1	W. B. Hested	12	2	G H	655	24.5

C. S. Rhode                      J. G. Cash

Printed in furtherance of the Agricultural Extension Act approved by Congress May 8, 1914. H. W. Mumford, Director Extension Service in Agriculture and Home Economics, University of Illinois



REPORT OF  
DAIRY HERD IMPROVEMENT ASSOCIATIONS IN ILLINOIS  
January, 1937

# A NEW YEAR

THE LIBRARY OF THE  
SEP 13 1939  
UNIVERSITY OF ILLINOIS

To some dairymen 1937 will be a year of opportunity. The good dairy farm practices followed during the past will pay attractive dividends.

The high producing herds will on the average produce milk and butterfat at the lowest cost. The margin between production costs and selling price will be widest for the owners of efficient herds.


Dairymen who have paid close attention to cropping systems, soil fertility, pasture and crop improvement will be able to feed good rations at the

lowest cost. The losses that result from diseased herds will not come to those who have solved that problem. The demand for breeding stock with the right inheritance will be an inspiration to those in a position to meet it. Only a few can qualify.

The initial step in putting a constructive dairy improvement program into operation will be taken by others. To these men, 1937 will be a significant year. New herds will be tested for Bang's disease, production records will be kept for the first time on others, and the close of the year will see a substantial increase in the number of men who are members of cooperative dairy breeding associations.

Unfortunately 1937 will be just twelve more months to many others. They will go about their work in the usual routine way and will have little or no gain to register at the close of the year. Competition in the field occupied by leading dairymen and dairy cattle breeders is not keen. Only a few have the desire and energy to follow a long-time constructive plan.

A dairy improvement program cannot be started and completed in one year. It is a long-time project. The important thing is to make a beginning.







RECORDS REVEAL PROFITABLE PRACTICES

"Most members are very anxious to improve production and lower costs. Several of them are low on feeds of all kinds and find it hard to buy what they need in the roughage line. They are culling to the limit and trying to feed as best they can to the remaining part of the herd. This lowers costs and improves their average production."--Berlin Campbell.

"One member who had been feeding ear corn and whole oats to his four cows balanced his mixture and fed to production, during the month of December. His second test showed a saving of \$11.40 on the feed cost of his four cows and an increase of 461 pounds milk from these cows. Mr. Garner is now a real Dairy Herd Improvement Association enthusiast."--Louis Duerer

"As a result of a meeting held at the Farm Bureau Office individual members are discussing cooperative breeding associations as ways of improving their herds at lower costs to each member.

"Since one member has to buy dry roughages for his herd of Guernseys, his farm manager is feeding heavily on silage and cutting down on hay. The grain ration is balanced accordingly.

"One of the biggest changes brought about by the average Kendall County Association member is his interest in feeding grain according to production. As a result of this, large open-mouthed feed measures have been discarded and smaller measures are taking their place."--Delbert Tharp.

"The first three daughters of Pergues Gene, 215757, a Guernsey sire used in a Guernsey Breeding Association in our county, have the following yearly records. (completed this December).

	Milk lbs.	Fat lbs.
Nettie of Gene's Margaret, 429893 - 365 days	10,258	503.4
Gene Goldie, 436495 - 339 days	8,546	401.0
Genes White Rose, 434129 - 306 days	6,551	340.8

All of the above freshened at 2 years and below."--F. D. Bailey

"One member in the last month has culled three old cows and previous to that time three others that were replaced by two young cows. The direct result is a saving of feed, a constant milk flow, and an increase of average milk and butterfat. The culling was done with the aid of the herd record book."--Wayne Crone.

HONOR LIST FOR DECEMBER

Average Production of Each Association

Association	Tester	No. herds	No. cows	Average milk	Average fat	Percent-age dry
Douglas	Ludie Knisley	14	138	628	30.7	13.9
Champaign-Ford	Angus Taylor	29	289	661	30.4	10.4
Moultrie	P. J. Smith	24	303	611	30.3	18.5
McLean	Raymond Dauwalder	29	572	530	29.6	13.1
Bond	Chas. Bennett	6	96	823	29.3	9.4
Winnebago #3	Dale Langholf	26	384	820	29.2	14.8
Livingston	Harold Sutter	22	249	633	28.8	15.3
Joles	Gail Stone	22	274	576	28.3	11.3
Kane #3	Paul Heil	19	643	791	28.1	13.5
Cazewell #2	John Caldwell	26	352	607	27.9	20.7





McHenry #2	James Cox	21	542	768	27.7	15.5
St. Clair-Monroe-Randolph	Franz Schultze	26	418	666	27.7	16.5
Ogle	Carl Lund	18	277	746	27.4	15.9
Kane #2	John Emery	24	677	755	27.3	15.2
Christian	Kurt Berlin	18	237	500	26.8	13.5
Lee #1	Harold Folgate	21	317	720	26.6	15.1
Bureau-Stark	Kenneth Nielson	26	392	653	26.5	17.1
Jersey	Chas. Bennett	11	168	638	26.5	22.0
DeWitt-Macon-Piatt	Ludie Knisley	11	212	511	26.1	18.4
Cook	Gerrit Laseur	23	636	654	25.6	12.7
DuPage #1	Chris Weigele	21	392	675	25.5	11.2
Winnebago #2	Gilbert Baker	24	431	632	25.5	17.6
Lake #1	Oren Nash	23	428	656	25.4	12.9
Kankakee	F. D. Bailey	24	346	721	25.3	17.9
Will	Carl Nelson	21	490	683	25.3	12.0
Knox	Donald Nelson	19	326	509	25.3	13.8
DeKalb	James Hulmes	27	555	748	25.2	15.3
State Average		1122	20,435	637	25.2	16.0
Woodford	Henry Blumier	19	268	628	25.2	19.0
Stephenson #1	Frank Ochsner	31	562	636	24.9	20.1
Madison	Earl Krieger	18	271	706	24.7	14.8
DuPage #2	Wayne Crone	25	507	653	24.7	17.6
Illinois State	Raymond Buker	14	877	702	24.6	14.9
Kendall	Delbert Tharp	18	283	593	24.6	13.8
Boone #3	Harry Lohman	19	400	662	24.4	11.3
Sangamon	Louis Duewer	23	283	551	24.4	13.8
McHenry #3	Beryl Barkman	28	828	674	24.2	13.8
Effingham #1	Ernest Reutter	21	222	594	24.2	14.9
Macoupin	Ray Minert	21	332	536	24.1	19.6
Lake #2	N. Nehmer	19	444	623	23.9	17.1
Wabash Valley	Marshall Inman	17	268	444	23.8	14.6
Boone #2	Glenn Garvin	22	533	640	23.6	14.6
Henry-Rock Island	Geo. Koerper	19	313	596	23.6	15.3
Iroquois	Lee Cunningham	14	209	603	23.4	17.7
Lee-Bureau	Edward Marshall	19	203	558	23.3	19.7
Tazewell #1	Steven Berei	12	397	547	23.1	20.4
Stephenson #2	Robert Whitney	26	484	622	22.5	18.6
JoDaviess	Carroll Spickler	21	371	614	22.5	15.9
Montgomery	Lowell Kiger	10	90	431	22.5	13.3
Vermilion-Edgar-Clark	Lee Cunningham	9	146	466	22.4	24.0
Carroll	Clyde Sisler	14	240	538	22.0	20.8
Winnebago #1	J. F. Carter	16	295	551	21.8	18.6
Whiteside	Kenneth Ashmore	26	418	573	20.7	19.4
Southern Illinois	Berlin Campbell	27	341	454	20.6	17.0
Greene-Morgan	Lester Steffen	24	409	457	20.6	22.5
Effingham-Fayette	Lowell Kiger	13	229	413	16.5	31.0

Highest Producing Herd in Each Association

Association	Owner	No. cows	No. milk-ings daily	Breed	Milk	Fat
Clean	Harold Birckelbaw	7	2	G G	870	55.1
hampaign-Ford	John Steinman	5	2-3	F B G	1046	54.8
ane #2	Fritch & Henderson Est.	9	"	PB&GH	1301	53.1
tephenson #1	Lewis Mustert	8	2	"	1546	51.1
aSalle-Marshall-Putnam	Douglas Knights	24	2-4	F B H	1378	49.1
uPage #2	W. A. Abbot	14	2	"	1351	47.8



Winnebago #3	L. A. Larson & Son	21	2	PB&GH	1381	46.3
Woodford	Walter Taylor	16	3	P B H	1175	44.3
St. Clair-Monroe-Randolph	A. F. Dieckmann	17	2	PB&GH	1141	44.3
Ogle	Ralph R. Thomas	14	2	"	1221	44.2
Menard-Mason-Logan	Yapp & Goeke	10	3	P B H	1235	43.2
Madison	Oliver Spitze	10	2	"	1292	42.6
McHenry #2	Maywood Farm	21	2-3	"	1105	41.8
Kankakee	Mrs. M. D. Taylor	12	3	PB&GH	1241	41.5
Bureau-Stark	McCauley & Blagey	15	2	G H	1069	41.4
Moultrie	V. N. Shutt	9	2	PB&GJ	802	41.2
Christian	George Spates	16	2	P B J	791	41.1
Douglas	Thomas Greve	15	2	G J	665	41.0
Tazewell #2	F. E. Swartzendruber	15	2	P B J	703	40.5
Lee #1	Edward Cole	11	2	P B H	1059	40.4
McHenry #3	John Ellsworth	15	2	"	1016	40.4
Effingham-Fayette	G. G. Green Est.	9	2-3	P B G	776	40.0
Wabash Valley	John Stiff & Son	8	2	P B J	763	40.0
Henry-Rock Island	J. L. Rehn & Son	17	2	"	732	39.7
JoDaviess	Otto Nagel	20	2	P B H	1270	39.3
Kendall	Homer B. Vickery	8	2	P B G	617	38.5
Greene-Morgan	H. G. Strang & Sons	11	2	PB&GDS	747	38.4
Kane #3	George Hawkins	15	2	PB&GH	1129	37.7
Boone #2	J. M. Bean	19	2	H	1055	37.6
Winnebago #2	Wilfred Crabb	13	2	P B H	1140	37.3
Macoupin	Pocklington Bros.	20	2	PB&GH	1106	37.2
Coles	Walden & Rudy	5	2	P B H	1189	37.1
Sangamon	Leslie Starks	10	2	G H	1072	37.1
Jersey	L. A. Landon	21	2-3	P B J	624	36.8
Whiteside	C. D. Matynick	13	2	G H	1197	36.6
Livingston	Leslie Schade	17	2	PB&GG	672	36.6
Will #2	Daniel Walker	15	2	G H	996	36.4
Lee-Bureau	J. D. Milliken	8	2	G G	738	36.3
DuPage #1	Ray E. Meyer	16	2	P B H	1002	35.7
Bond	Ervin Buchmiller	26	2	G H	1073	35.2
Knox	B. Everett Leigh	11	2	P B G	547	34.7
DeWitt-Macon-Piatt	W. W. Tennant	7	2	PB&GG	606	34.4
Stephenson #2	John Foss	9	2	P B H	1085	34.3
Vermilion-Edgar-Clark	Lester Graham	12	2	"	925	34.9
Southern Illinois	Allen Rountree	5	2	P B J	722	34.9
DeKalb	Engh Farm	18	2	G H	925	34.3
Boone #3	S. A. Ellsworth	14	2	P B H	819	33.8
Effingham #1	Harve Dunteman	8	2	PB&GG	664	33.3
Winnebago #1	George Pepper	22	2	G J	652	33.3
Illinois State	State Pen. (Pontiac)	26	2	G H	912	33.0
Cook	Bellwood Farms	31	2-3	PB&GH	992	31.6
Carroll	Rush Carroll	25	2	P B H	737	30.9
Montgomery	R. C. McReynolds	12	2	G J	582	30.9
Lake #1	W. A. Singer	25	2	PB&GG	720	30.8
Lake #2	H. C. Ames	22	2	H	838	30.4
Iroquois	Williams & Margrey	14	3	G H	828	30.4
Tazewell #1	Dennis Brothers	32	2	PB&CG	601	29.1

C. S. Rhode

J. G. Cash

Printed in furtherance of the Agricultural Extension Act approved by Congress May 8, 1914. H. W. Mumford, Director Extension Service in Agriculture and Home Economics, University of Illinois.



REPORT OF  
DAIRY HERD IMPROVEMENT ASSOCIATIONS IN ILLINOIS  
FEBRUARY, 1937

GOOD COWS CANNOT DO IT ALL

While there is a definite correlation between good producing cows and a satisfactory good income over cost of feed, the returns may be low unless attention is given to other factors as well as the level of production in the herd. In such cases the number of dairy cattle not being milked is usually large in proportion to the size of the herd; feed purchases are extensive and the amount of feed fed to individual cows is not carefully checked.



Dairy farming is an integrated business. The dairy herd is only a part. The health of the herd, its management, cropping systems, soil conservation, labor and machinery costs, and marketing are other phases that must have attention.

The following comparison of two herds reported by the Farm Bureau-Farm Management Service indicates that more than a satisfactory level of production is required if good returns are made. During the past six years the returns on farm number two from dairy products and cattle averaged \$33 for each \$100 worth of feed used.

Comparison of Two Dairy Farms

Item	Farm No. 1	Farm No. 2
Size of farm . . . . .	251	275
Percent tillable . . . . .	90.2	37.8
Value per acre of bare land. . . . .	\$ 141	\$ 61
Gross income per acre. . . . .	26.32	11.58
Total expense per acre . . . . .	11.44	13.96
Net income per acre. . . . .	14.88	-2.38
Net income per \$100 invested . . . . .	7.91	-2.14
Average number of cows milked. . . . .	16.9	15.2
Average number of animal units in cattle . . . . .	24.2	38.5
Percent of units that were cows milked . . . . .	69.8	39.5
Average milk produced per cow. . . . .	10,913	9,410
Average dairy returns per 100 pounds milk. . . . .	\$1.01	\$1.19
Average dairy returns per cow milked . . . . .	\$110	\$112
Total weight of cattle produced. . . . .	9,875	11,400
Total returns from stock or beef . . . . .	\$469	\$712
Total returns per 100 pounds stock or beef . . . . .	\$4.75	\$6.00
Total returns from stock and milk. . . . .	\$2,329	\$2,412
Total value of feed fed. . . . .	\$1,115	\$2,413
Total returns per \$100 of feed . . . . .	\$209	\$100

Prepared by the Department of Dairy Husbandry, University of Illinois, College of Agriculture, Extension Service in Agriculture and Home Economics, Urbana, Illinois.



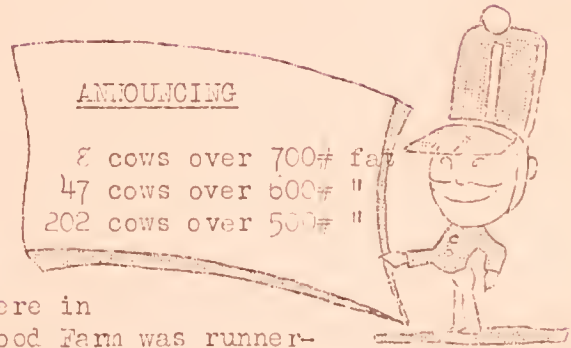


Total weights of feeds fed		
Corn . . . . .	12,600	21,896
Oats . . . . .	4,000	2,560
Total grain . . . . .	16,600	24,456
Linseed oil meal . . . . .	--	4,000
Bran . . . . .	--	5,100
Soybean oil meal . . . . .	3,550	--
Commercial mixed feed . . . . .	150	5,300
Brewers' grain . . . . .	3,900	---
Total protein concentrates . . . . .	7,600	14,400
Alfalfa hay . . . . .	8,000	30,000
Soybean hay . . . . .	30,000	---
Total hay . . . . .	38,000	80,000
Corn silage . . . . .	78,000	200,000
Pasture days . . . . .	4,736	6,141
Total weights of feeds fed per animal unit		
Grain . . . . .	684	635
Protein concentrates . . . . .	314	374
Total concentrates . . . . .	1,008	1,009
Hay . . . . .	1,570	2,078
Corn silage . . . . .	3,223	5,195
Pasture days . . . . .	196	160

NEW LONG-DISTANCE RECORDS ESTABLISHED IN  
500 POUND COW CLUB IN 1936

Recognition and honor go to the owners of the 202 cows that qualified for membership in the 1936 Illinois 500 Pound Butterfat Cow Club by producing 500 pounds or more of butterfat from January 1, 1936, to December 31, 1936.

Maplelawn Colantha Segis Aaltje, No. 1516549, a purebred Holstein owned by the Rawleigh Farm had the honor of leading the 1,006 cows that were in competition. A purebred Holstein cow owned by Maywood Farm was runner-up. Ward Weidman with a grade Holstein placed third. W. T. Rawleigh fourth; and Chicago Guernsey Farm with a purebred Guernsey was in fifth place.



Some of the most outstanding records were made by cows that did not place at the top of the list. Pearl Crmsby Fobes Artis, owned by the A. E. Howard Estate; Jane, owned by Grant Kinsey; Maywood Ophelia Pet, from Maywood Farm; Mooseheart Netherland Creamelle, of Mooseheart; and Brownie, owned by W. A. Myers, are long-distance cows in a class by themselves. The A. E. Howard Estate entry not only produced 632.8 pounds of fat during 1936 but has four consecutive previous records in the club beginning in 1932, all of which are over 600 pounds of fat and one over 820 pounds.



Maywood Ophelia Pet is the old campaigner of the club. She began making history in 1926 when she produced 631.6 pounds of fat. Since then she has made five other records in the club, one of which was 854.2 pounds in 1929.

Brownie owned by W. A. Myers also has six records in the club, two of which are over 600 pounds of fat. She began her remarkable record in 1930.

The Kinsey and Mooseheart entries each have five records over the 500-pound mark.

Mooseheart had the largest number of entries to qualify for membership. Sixteen cows met the requirements and six of them each produced over 600 pounds of fat during the year. Maywood Farm with 8 was second in the total number of entries to qualify. Three of the 7 produced over 600 pounds. Rawleigh Farm, Yapp and Goeke, and the A. E. Howard Estate each had 6 cows over the 500-pound mark. Ira Sellon had 5; John Ellsworth, W. W. Taylor, Snow and Palmer, Chicago Guernsey Farm, and Roy Anderson each had four.

To Kane County goes the honor of having the largest number of cows that met membership requirements. Twenty-six cows from Kane County herds topped the 500-pound mark. McHenry County was second with 18; Moultrie County third with 15; McLean and Winnebago Counties tied with 13 each; and Stephenson County had 11.

Of the 202 cows that produced 500 pounds or more of fat, 8 had records over 700 pounds; 39 had records between 600 and 700 pounds; 8 had three or more previous consecutive records; 18 had 2 previous records; and 39 had met the requirements of the club at least once before.

Over a 13-year period Dairy Herd Improvement Association members have entered more than 10,000 cows in the Illinois 500 Pound Club. During that time many outstanding cows have been brought to the front and recognition given their owners. Good cows make good herds, and before good cows can produce efficiently they must be well fed and cared for. From a breeding and herd building standpoint cows with a number of good records are of greater value than lower producing cows or cows that are not consistently high producers.

HONOR LIST FOR JANUARY  
AVERAGE PRODUCTION OF EACH ASSOCIATION

Association	Tester	No. herds	No. cows	Average milk	Average fat	Percentage dry
Ford	Angus Taylor	16	165	719	33.0	5.5
Champaign	Angus Taylor	14	149	720	32.6	7.4
Douglas	Ludie Knisley	15	143	709	32.4	15.4
Moultrie	P. J. Smith	24	312	651	31.9	15.7
Winnebago #3	Dale Langholf	27	391	907	31.6	9.0
Lee #1	Harold Folgate	21	344	833	30.8	10.8
Ogle	Carl Lund	13	279	836	30.0	11.5
St. Clair-Monroe-Randolph	Franz Schultze	25	413	745	29.9	14.0
Kane #3	Paul Heil	24	813	333	29.7	13.7
Woodford	Henry Blumier	15	212	694	29.2	15.1



McLean	Raymond Dauwalder	28	563	533	29.2	14.6
Livingston	Harold Sutter	24	251	647	28.9	18.3
Coles	Gail Stone	19	245	576	28.8	10.6
Stephenson #1	Frank Ochsner	31	552	798	28.4	18.5
Bureau-Stark	Kenneth Nielson	26	387	700	28.2	17.6
Macoupin	Ray Minert	21	383	697	28.2	12.3
Winnebago #2	Gilbert Baker	24	428	708	28.1	11.0
Kane #2	John Emery	24	657	787	27.9	13.7
Kankakee	F. D. Bailey	29	444	776	27.9	14.6
Jersey	Chas. Bennett	12	181	656	27.7	21.0
Henry-Rock Island	Geo. Koerper	21	298	667	27.5	9.7
DeWitt-Macon-Piatt	Ludie Knisley	8	191	542	27.3	14.7
Lake #2	N. Nehmer	20	466	715	27.2	14.2
Will #2	Carl Nelson	23	530	747	27.1	12.1
Madison	Earl Krieger	18	265	776	26.8	14.3
DeKalb	James Hulmes	27	549	822	26.7	11.3
State Average		1088	19627	681	26.7	14.9
Bond	Chas. Bennett	5	78	719	26.5	6.4
Kendall	Delbert Tharp	20	354	635	26.5	16.7
Lake #1	Oren Nash	24	445	690	26.4	16.0
McHenry #3	Beryl Barkman	26	756	744	26.1	13.2
Iroquois	Lee Cunningham	17	239	646	26.1	15.9
DuPage #2	Wayne Crone	29	598	703	26.0	13.5
Christian	Kurt Berlin	18	241	495	26.0	12.0
Cook	Gerrit Laseur	23	633	686	25.8	12.6
Carroll	Clyde Sisler	14	243	689	25.5	17.3
Illinois State	Raymond Buker	14	868	729	25.3	15.0
Lee-Bureau	Edward Marshall	25	262	628	25.3	17.9
Tazewell #1	Stephen Berei	11	362	591	25.3	20.4
Winnebago #1	J. F. Carter	16	299	641	25.2	14.7
Knox	Donald Nelson	21	377	519	24.8	16.2
Montgomery	Lowell Kiger	10	101	498	24.6	18.8
Stephenson #2	Raymond Griffin	27	512	676	24.4	16.6
Effingham #1	Ernest Reutter	22	243	624	24.4	16.9
Vermilion-Edgar-Clark	Robert Starr	11	179	509	24.2	25.1
JoDaviess	Carroll Spickler	24	403	673	24.1	16.1
Wabash Valley	Marshall Inman	23	378	482	23.8	12.2
Boone #2	Glenn Garvin	23	553	635	23.6	16.8
Greene-Morgan	Lester Steffin	25	441	530	23.4	19.0
Sangamon	Louis Duewer	23	269	529	23.3	16.4
Brown-Schuyler-Adams	Andrew Harris	20	298	492	23.1	17.4
Whiteside	Kenneth Ashmore	24	388	615	22.8	18.6
Hancock	Andrew Harris	4	34	668	21.9	26.5
Southern Illinois	Orval Modglin	18	201	452	19.7	21.4
Effingham-Fayette	Lowell Kiger	15	256	451	18.7	25.8

Highest Producing Herd in Each Association

Association	Owner	No. cows	No. milkings daily	Breed	Milk	Fat
Menard-Mason-Logan	Yapp & Gooke	9	3	P B H	1593	60.0
Carroll	Wm. Werner	10	2	P B H	1571	60.0
Kankakee	George Grob	12	2	Mixed	1199	57.3





McLean	Harold Birckelbaw	7	2	G G	862	53.3
Jersey	Theodore Ansell	13	2	Mixed	1247	50.0
Livingston	John Masching	6	2-3	P B H	1260	49.8
Kane #2	Fritch & Henderson	10	3	PB&GH	1349	49.1
Ogle	Forrest Gillespie	11	2	P B H	1381	48.7
Woodford	Walter Taylor	13	3	"	1336	48.3
Coles	Tony Rathe & Son	7	2	P B J	827	46.8
Wabash Valley	C. J. McCord	7	2	"	775	46.3
Lake #2	Adelmer Farm	16	2-3	P B G	837	46.2
Bureau-Stark	Blazey & McCauley	16	2	G H	1233	45.3
Winnebago #3	L. A. Larson & Son	23	2	PB&GH	1362	44.7
Lee #1	Vernon Pomeroy	9	2	G H	1297	44.5
Lee-Bureau	J. D. Milliken	8	2	G G	859	44.1
Douglas	Abe D. Yoder	13	2	Mixed	1085	43.8
Christian	Geo. Spates	18	2	P B J	760	43.7
St. Clair-Monroe-Randolph	A. F. Dieckmann	18	2	PB&GH	1235	43.5
Ford	W. E. Crowe & Sons	8	2	GG&GJ	907	43.4
Moultrie	S. J. Kensil & Son	25	2	PB&GH	1308	43.2
Champaign	James Kieser	7	2	G J	791	42.9
DuPage #2	A. W. Abott	14	2	P B H	1239	42.5
Stephenson #1	Herman Zurbriggen	27	2	"	1160	42.5
Whiteside	C. D. Matynick	16	2	G H	1284	41.5
Macoupin	Pocklington Bros.	18	2	PB&GH	1181	41.5
Bond	Edward Hentz	11	2	P B H	1167	40.3
McHenry #3	John Ellsworth	15	2	"	1035	40.3
Henry-Rock Island	J. L. Rehn & Son	17	2	P B J	696	40.2
Kane #3	Mooseheart Farm	48	2-3	PB&GH	1215	40.1
Madison	Oscar Westerheide	17	2	"	1206	39.9
Winnebago #2	Mynard Whitman	13	2	P B H	1282	39.8
Winnebago #1	Geo. E. Pepper & Son	22	2	G J	777	39.7
Will #2	Matthew Lewis	12	2	PB&GH	982	39.5
Lake #1	Wray Bros.	17	2	P B H	1049	39.4
Vermilion-Edgar-Clark	Lester Graham	12	2	H	961	38.7
JoDaviess	Otto Nagel	21	2	P B H	1247	38.3
Greene-Morgan	Driver Brothers	13	2	G H	1017	37.5
Kendall	Seth R. Wheeler	27	2	PB&GH	1098	37.0
Boone #2	Hughes & Planbeck	22	2	"	1139	36.7
Stephenson #2	John Foss	9	2	P B H	1144	36.3
Brown-Schuyler-Adams	Givens & Scott	18	2	PB&GJ	653	36.1
Cook	Bellwood Farms	32	2-3	PB&GH	1093	35.6
Iroquois	Pfingston & Luecke	14	2	GG&H	802	35.1
Effingham #1	Joe Bierman	10	2	G H	919	34.6
Sangamon	Leslie Starks	10	2	"	956	34.4
DeKalb	Weaver & Danielson	26	2-3	PB&GH	1019	33.0
DeWitt-Macon-Piatt	S. R. Griffin	37	2	PB&GJ	657	33.0
Montgomery	R. C. McReynolds	15	2	J	641	33.0
Knox	Geo. H. Inapp	16	2	PB&GG	638	33.0
Illinois State	State Pen. (Pontiac)	89	2	G H	942	32.4
Effingham-Fayette	Julian Ray	11	2	J & H	749	31.3
Hazewell #1	W. B. Woolner	6	2	Mixed	661	31.2
Southern Illinois	William Timpner	13	2	G H	844	29.3
Lanckock	Albert Weber	6	2	PB&GH	766	25.3





YEARLY REPORT OF ILLINOIS 500-POUND BUTTERFAT COW CLUB

January 1, 1936 to December 31, 1936

Association	Owner	Breed	Months			Milk	Fat	Previous records	
			dry	2 times milking	3 times milking			1935	1934
Stephenson #1	W. T. Rawleigh	PBH		5	7	20,405	786.3		
McHenry #2	Maywood Farm	"		5	7	24,199	758.2		
Carroll	Ward Weidman	GH		12		19,072	752.0	597.5	
Stephenson #1	W. T. Rawleigh	PBH		2	10	19,166	732.2		
DuPage #1	Chicago Guernsey Farm	PBG			12	19,036	723.4		
McLean	Snow & Palmer	GG	1	11		12,713	710.4	538.4	
McLean	Snow & Palmer	"		12		13,672	707.0		
McLean	Harold Birckelbaw	"	1	11		12,521	701.2	597.0	
Le-Bureau	Gonigam & Goniyma	GBS		12		15,477	689.1		
Will	Frank Sayers	PBH		12		17,502	688.6	570.5	507.5
Carroll	Strainsdale Farm #1	PBH	3	9		15,741	681.5	643.2	541.5
Kane #3	Mooseheart	"		1	11	20,525	671.6		
Kane #3	"	"		4	8	17,360	671.3		
Tazewell #2	A. M. Diselo	PBBS	1	11		16,424	665.0		
Woodford	W. W. Taylor	PBH	2		10	17,522	663.6		
Kane #3	Mooseheart	"	1	11		18,621	661.0		
Stephenson #1	W. T. Rawleigh	"	2	1	9	21,328	659.6		
Cook	Palauois Farm	"	2	2	10	16,322	656.1	769.0	641.5
McLean	Leach Farm	GJ	2	10		10,724	648.6		
Kane #3	Compton Hill Farm	GH			12	17,025	642.3		
Kane #3	Mooseheart	PBH	1		11	19,555	642.0	522.0	
McHenry #1	Maywood Farm	"	1	4	7	19,071	639.4		
Cook	Palauois Farm	"	1		11	17,480	639.1		
Menard-Mason-Logan	Yapp & Goewe	"	1	4	11	19,396	636.4		
Menard-Mason-Logan	Yapp & Goewe	"	1	4	11	16,127	636.3		
Kane #2	A. E. Howard	"	1	11	7	16,445	632.2	619.5	820.4
Kane #2	A. E. Howard	"	2	10		15,302	629.4	643.6	603.1
McHenry #2	Maywood Farm	"	2	4	6	14,340	625.4	513.2	
McC #2	Lloyd Johnson	G J			12	10,331	623.7		
McHenry #3	O. L. Putnam	G J	1	11		13,102	622.0		
McHenry #2	Ralph Nichols	PBH	1	11		15,660	621.6		
Woodford	W. W. Taylor	"	1	4	7	17,066	619.6	541.5	500.9
DuPage #1	Chicago Guernsey Farm	PBG			12	12,123	619.2		
Woodford	W. W. Taylor	PBH	1		11	17,235	616.9		
Kane #2	A. E. Howard	"	1	11		15,061	616.2	524.1	501.7
McLutrie	Frank Earl	PBJ		12		9,691	616.0	531.0	
Stephenson #1	W. T. Rawleigh	PBH	2	7	3	17,172	613.5		
McLutrie	W. T. Rawleigh	G J	1	11		11,227	606.3	531.6	500.6



Menard-Mason-Logan	Louis Warner	FBBS	12		12,460	608.0
Kane #3	Mooseheart	PBH	11	1	18,872	607.7
Henry-Rock Island	Ira Sellon	PBH	12		18,401	607.1
Kane #3	Mooseheart	PBH	11	1	17,126	606.9
McHenry #3	Peters Brothers	"	11	1	17,654	606.2
DeKalb	Joseph George	"	10	2	15,405	606.2
Menard-Mason-Logan	Yapp & Goeke	"	12	1	17,741	605.7
Winnebago #3	C. F. Kilker	"	12		10,216	604.3
Moultrie	Frank Emel	PBJ	12		9,949	603.2
Kankakee	George Grob	M	11	1	19,677	599.3
Kane #3	Mooseheart	PBH	11	3	16,934	599.1
Stephenson #1	Melvin Dietmeier	GH	12		16,100	598.7
Tazewell #2	F. L. Swartzruber	PBJ	10	2	9,306	593.0
Winnebago #3	C. H. Nevens	PBH	4	2	16,486	591.9
Tazewell #2	Walter Meyer	"	11	1	19,542	588.7
DuPage #1	A. E. Meyer	"	11	2	16,841	586.5
McLean #1	Grant Kinsey	GG	11	1	10,839	584.2
Moultrie	L. D. Seass	PBJ	12		9,693	579.7
St. Clair-Monroe-Randolph	Albert Kolmer	PBH	11	1	16,106	579.6
Bureau-Stark	H. B. Chase	PBBS	12		16,239	577.4
Kane #2	A. E. Howard	PBH	11	1	12,656	574.6
DuPage #1	Chicago Guernsey Farm	PBG	12		13,796	574.7
Macoupin	Pocklington Bros.	GH	11	1	12,904	574.4
Moultrie	L. D. Seass	PBJ	10	2	8,920	573.4
Livingston	Honeyer Dairy	GG	10	2	11,485	572.2
Loone #3	John Ralston	GH	11	1	16,052	571.9
DuPage #2	Country Home Farm	PBH	11	1	19,697	569.4
Kane #3	Mooseheart	"	2	2	15,971	568.9
McLean	Snow and Palmer	GG	9	3	10,246	568.9
Kane #3	Mooseheart	PBH	2	10	15,435	568.8
St. Clair-Monroe-Randolph	A. D. Fulton	GJ	11	1	10,075	568.8
Henry-Rock Island	Ira Sellon	PBH	12		17,649	568.3
McHenry #3	John Ellsworth	"	12		15,490	564.8
McLean	Harold Bircelbaw	GG	11	1	10,147	564.5
Kane #3	Mooseheart	PBH	11	1	16,633	564.2
Winnebago #3	Roy Anderson	"	7	2	12,856	564.1
Effingham-Fayette	George Green	PBG	11	1	11,077	563.6
McLean	Grant Kinsey	GG	11	1	10,958	562.3
Greene-Morgan	Newton Short	PBJ	11	1	10,163	562.1
Macoupin	Pocklington Brothers	GH	5	1	18,598	561.3
Winnebago #3	Roy Anderson	PBH	7	1	14,670	560.9
Menard-Mason-Logan	Yapp & Goeke	"	2	2	16,226	560.8
Champaign-Ford	John Busboom	PBG	11	1	10,374	560.7



Coles	W. A. Myers	M	1	11	10, 325	560.7
Jo Daviess	Edward Gerber	PBH	1	12	15, 518	560.5
McHenry #2	Ralph Nichols	"	1	11	16, 851	559.8
Kankakee	George Grob	M		12	13, 590	558.9
Kane #3	Mooseheart	PBH	2		17, 416	557.5
McLean	Alexander Guernsey Farm	GG		12	11, 210	556.4
Henry-Rock Island	Ira Sellon	PBH		12	17, 795	555.5
Tazewell #2	Ernest Warner	"		12	15, 853	555.4
McHenry #2	Maywood Farm	"		5	13, 939	554.9
McLean	Joash Stutzman	PBJ	1	11	9, 782	554.1
Verilion-Edgar-Clark	W. A. Dennis	GG	1	11	8, 164	554.1
McHenry #3	John Ellsworth	PBH	1	12	12, 020	553.5
Wabash Valley	J. W. Childress	PBJ	2	10	11, 061	553.4
Kane #3	Mooseheart	PBH	2		17, 168	552.5
Carroll	Strandsdale Farm #1	"		12	13, 759	552.2
Kane #3	Mooseheart	"		12	16, 038	551.3
Woodford	W. W. Taylor	"	1	11	14, 810	551.1
Madison	Oliver Spitze	"	2	7	14, 215	549.1
LaSalle-Marshall-Putnam	Harold Mills	GG	1	11	11, 398	548.9
Kane #3	Mooseheart	PBH	2		12, 476	548.3
Bureau-Stark	W. J. Finck	GH	2	10	16, 070	547.1
McHenry #2	Maywood Farm	PBH	2	3	15, 125	547.0
Lee #2	Keith Swartz	GH		12	15, 979	546.0
Livingston	Leslie Schade	GG	1	11	11, 731	545.8
Menard-Mason-Logan	Yapp & Goeke	PBH	1	1	14, 872	545.5
LaSalle-Marshall-Putnam	Harold Mills	GG	1	11	11, 782	545.3
Kankakee	George Grob	GH	1	11	14, 013	543.8
Coles	Tony Rathe	PBJ	1	11	10, 475	542.6
Stephenson #1	Clay Bridge	PBH	2	10	13, 617	542.1
St. Clair-Monroe-Randolph	A. D. Fulton	GJ		12	10, 453	541.9
Stephenson #1	W. T. Rawleigh	PBH	1	11	19, 488	541.5
Livingston	Lyle Pearson	GH		12	13, 674	541.1
Jo Daviess	Adolph Krug	GBS	1	11	12, 179	540.8
Henry-Rock Island	Ira Sellon	PBH	1	12	16, 166	540.0
Tazewell #2	Mrs. T. LaRosh	GJ	1	11	11, 585	539.6
LaSalle-Marshall-Putnam	Keenan Brothers	GH	1	11	13, 651	538.9
Kankakee	George Grob	M	1	11	11, 858	537.3
McHenry #2	Maywood Farm	PBH	2	4	13, 216	536.8
LaSalle-Marshall-Putnam	Keenan Brothers	GH		12	13, 921	536.7
DuPage #1	Chicago Guernsey Farm	PBG		12	11, 712	536.2
Moultrie	Orall Bundy	PBJ	1	11	9, 891	536.0
Kane #3	Mooseheart	PBH		12	16, 751	535.0
Lee #2	Burdick & Marris	GG	1	11	10, 129	533.9

643.2

738.6

578.9

507.5

549.4

518.9

540.2

524.9

583.0

536.4





Moultrie	A. B. Hall	PBJ	2	10	8,917	533.8
Illinois State	State Pen (Menard)	GH		12	14,823	533.7
Tazewell #1	Schnoeger & Barnett	PBJ		12	10,118	533.6
McLean	R. C. Gilmore	GJ		12	9,384	533.5
Boone #2	Fred Miller	PBH		12	15,174	533.2
Cook	William Warner	PBG		12	9,503	531.6
Winnebago #3	Roy Anderson	PBH	1	11	12,785	531.4
Kane #2	A. E. Howard	"	2	10	13,062	529.9
Moultrie	Orall Bundy	PBJ		12	10,007	529.8
Winnebago #1	George Pepper	GJ	1	11	10,471	529.6
Wabash Valley	C. J. McCord	PBJ	1	11	10,246	529.4
McHenry #1	W. H. Gardner	PBH		10	14,746	528.9
Greene-Morgan	R. E. Stocker	GH		12	15,085	528.6
McHenry #2	Maywood Farm	PBH	2	5	13,171	528.0
McLean	Grant Kinsey	GH	2	10	9,901	527.4
Tazewell #1	Dennis Brothers	GG	1	11	10,340	527.1
Kane #3	Mooseheart	PBH	1	12	17,083	526.4
Boone #2	Fred Miller	"		12	14,986	525.9
Winnebago #3	Roy Anderson	"	1	7	14,657	524.2
Moultrie	V. I. Winings	PBJ	2	12	10,286	523.9
Kankakee	Mrs. Mary Taylor	PBH	2	8	15,692	523.3
Henry-Rock Island	F. M. Reed	"		12	15,036	523.2
Moultrie	V. I. Winings	PBJ	1	12	9,668	523.1
Winnebago #3	Langren Brothers	FBBS		11	13,038	523.0
McHenry #3	John Ellsworth	PBH		12	15,216	520.5
Tazewell #2	Milo Miller	"	2	10	16,486	520.3
St. Clair-Monroe-Randolph	L. B. Eidman	GJ	2	10	10,589	519.6
Moultrie	H. G. Floyd	"	1	11	10,694	518.6
Kane #3	George Hawkins	PBH	1	11	14,048	518.2
Kane #3	Moosheart	"	2	10	15,899	517.9
Moultrie	T. L. Ridgway	GJ		10	9,761	517.5
Knox	B. E. Leigh	PBJ	1	11	10,595	517.4
Livingston	Chas. Leuritzen	GH		9	17,469	516.9
Kankakee	Mrs. Julia Dickman	PBH	3	12	15,059	515.2
Kane #2	A. E. Howard	"	1	9	12,720	514.9
Cook	Edison Dick	GH		9	13,457	513.9
Stephenson #1	Melvin Dietmcier	GH	2	10	13,404	513.8
Illinois State	State Pen. (Pontiac)	"	1	11	15,284	512.9
Livingston	Honegger Dairy	GG	4	8	10,184	512.8
Stephenson #2	E. R. Stauffacher	PBH		12	15,735	512.7
Menard-Mason-Logan	Louis Warner	PBBS	1	11	11,918	512.7
Coles	Lafe Daily	GJ		12	9,493	511.6
					520.0	582.4
					504.1	536.2
					508.7	506.1
					516.4	622.0
					515.5	585.7
					661.6	
						560.0



McHenry #1	PBH	2	10	14,574	511.5
Winnebago #2	"		12	13,111	511.3
Moultrie	GG	1	11	7,808	510.3
McLean	GG	1	11	10,480	509.5
Carroll	PBH	1	11	15,048	508.8
McHenry #3	PBH	1	12	12,167	508.4
Bureau-Stark	PBBS	1	11	12,432	508.2
Moultrie	GG	1	11	8,856	508.2
Henry-Rock Island	PBH	1	11	15,532	507.9
Winnebago #2	GH	2	10	13,299	507.0
Wabash Valley	PBJ	1	11	8,215	506.9
Macoupin	PBH	1	9	15,820	506.5
St. Clair-Monroe-Randolph	PBJ	2	10	10,358	506.2
Kane #3	PBH		12	14,634	505.4
Illinois State	GH		12	15,337	504.8
Carroll	PBBS		12	13,043	504.8
Winnebago #3	GH	2	10	13,716	504.4
Livingston	GG		12	10,209	504.4
LaSalle-Marshall-Putnam	PBJ	2	10	9,371	504.3
Kankakee	GH	1	11	17,218	503.7
Stephenson #1	"	2	10	14,329	503.5
Woodford	"		12	11,991	503.4
Winnebago #3	"	1	11	14,776	503.2
Livingston	PBH	2	9	15,887	503.0
Tazewell #2	"		11	14,576	502.2
Menard-Mason-Logan	"	1	11	13,380	502.0
Lee-Bureau	"		11	12,485	501.7
Lake #1	GG		12	10,107	501.4
Stephenson #1	PBH	1	4	14,370	501.3
Tazewell #2	GG		12	9,453	501.5
Coles	GBS	2	10	11,742	501.2
Stephenson #1	PBBS	2	10	12,503	501.1
Kane #2	PBH	1	11	12,207	501.0
Moultrie	PBJ		12	8,230	500.7
Iroquois	PBG	3	9	10,469	500.6
McHenry #2	PBH	2	4	13,459	500.0

C. S. RHODE  
J. G. CASH

Printed in furtherance of the Agricultural Extension Act approved by Congress May 8, 1914. H. W. Mumford, Director  
Extension Service in Agriculture and Home Economics, University of Illinois.



REPORT OF  
DAIRY HERD IMPROVEMENT ASSOCIATIONS IN ILLINOIS  
MARCH 1937

THE LIBRARY OF THE  
SEP 13 1939  
UNIVERSITY OF ILLINOIS

BOOSTERS' CLUB ADDS NEW MEMBERS

Forrest Gillespie, Lawrence Young, Chester Peabody, Lewis Piper, R. C. McReynolds, Harry Reeter, Harry Sartorius, and Fred Kempmeier are the most recent additions to the Illinois Dairy Herd Improvement Association Boosters' Club. They were able to make this select organization because each was responsible for getting a new Dairy Herd Improvement Association member.



Judging from the experience of a northern Illinois member, which typifies that of others, it seems that these new boosters did their neighbors a good turn. This dairyman, by using records to feed according to production, cull out the unprofitable producers, locate transmitting cows, and prove herd sires, has developed an efficient herd. The data on this herd are given below. Over a 10-year period he brought his herd from 203 to 344 pounds of butterfat. His income in 1936 with a better herd was \$624 more than it would have been with the kind of cows he had in 1926. The person who encouraged this man to join a Dairy Herd Improvement Association did him a good turn.

There is no limit to the good that can be done if the perspective is raised beyond the individual farm and all cooperate. Over twenty groups consisting of almost 100 dairymen in the state, own their own sires cooperatively. This plan makes possible the keeping of bulls in service until their transmitting ability is known, and the use of better sires; and it lowers the investment in bulls.

TESTING, CULLING, AND GOOD  
SIRE IMPROVED THIS HERD

Year	Cow Years	Ave. fat
1936	15.9	344.0
1935	16.71	326.0
1934	19.39	338.7
1933	21.15	313.1
1932	23.70	269.8
1931	23.4	240.6
1930	x	x
1929	27.25	245.7
1928	24.50	234.3
1927	21.25	259.9
1926	18.75	203.0

Fifty-nine groups comprising a total of approximately 1,200 dairymen are cooperating in Dairy Herd Improvement Association work. The value of this activity reaches beyond the members. Many on the outside benefit by following the examples set by members. In many cases they select herd sires and occasionally herd replacements from tested herds. In general, dairy farming practices are more advanced in communities where the highest percentage of cows are on test. Membership in a Dairy Herd Improvement Association makes possible more efficient dairying which, in turn, brings an increased income and a happier life for the dairy farmer and his family.

Almost every Dairy Herd Improvement Association member has a neighbor who needs the benefits of





association work. Encourage him to keep records on his cows and tell him about the benefits you derive from testing; he probably has heard of this work but may have the wrong slant on it; perhaps he thinks his herd is not good enuf to compete with others. Take your herd book and point out the real value of record keeping. JOIN THE BOOSTERS' CLUB; BE RESPONSIBLE FOR A NEW MEMBER.

HONOR LIST FOR FEBRUARY  
Average Production of Each Association

Association	Tester	No. herds	No. cows	Average milk	Average fat	Percentage dry
Ford	Angus Taylor	16	169	665	31.4	8.3
Tazewell #2	John W. Caldwell	24	338	696	30.3	12.4
Moultrie	P. J. Smith	23	294	620	30.3	14.3
Winnebago #3	Dale Langholf	27	395	852	30.0	7.8
Champaign	Angus Taylor	15	158	658	29.0	7.0
Livingston	Harold Sutter	22	242	649	29.0	14.9
Stephenson #1	Frank Ochsner	31	554	814	28.8	15.9
Douglas	Ludie Knisley	15	147	633	28.7	13.6
Woodford	Henry Blunier	15	213	680	28.6	9.9
Lee #1	Harold F. Folgate	27	482	770	28.2	8.3
Ogle	Carl Lund	20	299	782	27.9	9.0
McLean	Raymond Dauwalder	28	543	519	27.8	12.0
Henry-Rock Island	George L. Koerper	21	292	700	27.5	9.6
St. Clair-Monroe-Randolph	Franz Schultze	25	394	692	27.5	11.2
DeWitt-Macon-Piatt	Ludie Knisley	10	177	566	27.5	15.8
Kane #3	Paul A. Heil	24	807	767	27.3	13.6
Jersey	Charles Bennett	11	171	685	27.3	14.0
Kendall	Delbert Tharp	20	347	679	27.2	17.3
DeKalb	James Hulmes	27	547	775	26.8	11.5
Kankakee	F. D. Bailey	26	400	754	26.7	12.3
Kane #2	John Emery	25	674	721	26.0	15.6
Iroquois	Lee Cunningham	21	300	663	26.0	10.7
Bureau-Stark	Kenneth Nielson	26	397	639	25.9	17.9
Coles	Gail K. Stone	19	237	517	25.9	17.3
Winnebago #2	Gilbert M. Baker	26	450	651	25.8	12.7
Macoupin	K. Ray Minert	22	407	651	25.8	11.8
Will #2	Carl Nelson	25	537	697	25.5	12.8
State Average		1122	20,185	688	25.5	13.9
Lake #2	Norman F. Nehmer	21	487	668	25.4	15.6
Hancock	Andrew Harris	5	45	753	25.3	24.4
Stephenson #2	Raymond Griffin	27	470	703	25.3	13.2
Lake #1	Oren Nash	24	443	658	25.1	14.0
Christian	Kurt Berlin	19	243	491	24.8	11.1
Illinois State	Raymond Buker	14	852	702	24.4	12.3
Vermilion-Edgar-Clark	Robert Starr	9	140	506	24.4	17.9
Montgomery	Lowell Kiger	11	130	545	24.3	20.0
Madison	Earl Krieger	20	293	702	24.2	14.0
Bond	Charles Bennett	6	90	644	24.1	7.8
McHenry #3	Beryl Barkman	28	809	683	24.0	12.6





DuPage #2	Wayne Crone	28	593	649	24.0	12.5
Whiteside	Kenneth Ashmore	25	398	634	23.9	13.6
DuPage #1	Chris Weigele	23	450	637	23.8	13.7
Knox	Donald W. Nelson	22	398	503	23.7	15.1
Cook	Gerrit Laseur	23	639	632	23.5	15.0
Greene-Morgan	Lester Steffen	24	408	540	23.2	14.5
Sangamon	Louis Duewer	24	279	530	23.1	15.1
Effingham #1	George Francis	23	263	585	23.0	16.3
Boone #2	Glenn S. Garvin	22	522	621	22.9	16.9
Winnebago #1	J. F. Carter	15	281	597	22.8	13.5
Tazewell #1	Steven Berei	11	354	550	22.8	22.0
Wabash Valley	Marshall Inman	23	387	478	22.5	7.5
Brown-Schuyler-Adams	Andrew Harris	21	298	482	21.8	15.8
JoDaviess	Carroll Spickler	27	497	568	20.5	24.5
Effingham-Fayette	Lowell Kiger	15	238	487	19.8	19.7
Southern Illinois	Orval Modglin	19	211	424	19.3	22.7

Highest Producing Herd in Each Association

Association	Owner	No. cows	No. milk-ings daily	Breed	Milk	Fat
Menard-Mason-Logan	Yapp & Goelke	9	3	P B H	1399	54.8
McLean	Harold Birckelbaw	6	2	G G	838	50.2
Kane #2	Fritch & Henderson Est.	9	3	PB&GH	1306	49.2
Kankakee	E. E. Fox	8	2	G H	1394	49.1
Ogle	J. W. Hemingway	8	2	P B H	1240	48.6
Moultrie	L. D. Seass	13	2	P B J	853	47.8
Winnebago #3	John R. Logan & Son	14	2	P B H	1371	47.1
Woodford	W. W. Taylor	15	3	P B H	1276	45.6
Lee #1	Elmer Fulton	11	2	PB&GH	1350	44.1
Livingston	John Masching	5	2-3	P B H	1096	44.0
Kendall	Douglas Knights	22	2-4	"	1253	43.3
Douglas	Ed J. Yoder	10	2-3	PB&GH	1107	43.0
Jersey	William Moore	12	2	Mixed	1213	41.4
Iroquois	Walter Pfingston	5	2	P B G	826	41.0
Bureau-Stark	Blazey & McCauley	16	2	G H	1046	40.5
Kane #3	Fred E. Hummel	28	2-3	PB&GH	1176	40.3
Lake #2	Adelmer Farm	16	2-3	P B G	724	40.2
Stephenson #1	Walter Splinter	7	2	P B H	1160	40.1
Ford	L. E. Rust	9	2	PB&GG	816	40.1
Wabash Valley	G. Emmet Risley	11	2	PB&GJ	774	40.0
Coles	Walden & Rudy	7	2	PB&GH	1053	39.9
Tazewell #2	Ernest L. Worner	20	2	"	1102	39.7
Whiteside	Loyal Garrison	12	2	G G	786	39.3
Lake #1	Wray Bros.	17	2	P B H	1073	38.4
St. Clair-Monroe-Randolph	Aug. F. Dieckmann	18	2	PB&GH	1057	38.2
Macoupin	Pocklington Bros.	19	2	"	1032	37.6
Mill #2	Matthew Lewis	11	2	"	380	37.2
Christian	Lawrence Young	9	2	PB&GG	731	37.1
Madison	Oliver Spitze	11	2	P B H	1031	37.0
DuPage #2	Fred Anderman	13	2	"	1142	36.9
Champaign	James Kieser	8	2	G J	637	36.8



JoDaviess	Aaron Masters	13	2	PB&GH	1110	36.4
Bond	Edward Hentz	13	2	P B H	1100	36.4
DuPage #1	Alfred E. Meyer	17	3	"	1079	36.3
DeKalb	Joseph George	15	2	PB&GH	1072	36.1
Knox	Ross W. Griffith	12	2	PB&GJ	706	35.7
Winnebago #2	Maynard Whitman	12	2	P B H	989	35.6
Boone #2	Fred J. Miller	25	2	"	993	35.5
DeWitt-Macon-Piatt	W. W. Tenant	7	2	PB&GG	686	35.5
Stephenson #2	Gund & Gorenson	12	2	G H	1066	35.1
McHenry #3	John Ellsworth	14	2	P B H	825	35.1
Henry-Rock Island	J. L. Rehn & Son	17	2	P B J	616	35.0
Greene-Morgan	Kenneth Davis	8	2	PB&GH	899	34.8
Sangamon	Leslie Starks	10	2	G H	985	33.6
Vermilion-Edgar-Clark	Ralph Woodbridge, Jr.	10	2		635	33.6
Hancock	E. B. Whitcomb	10	2	P B H	1018	32.9
Cook	Bellwood Farm	32	2	PB&GH	995	32.6
Winnebago #1	G. E. Pepper	21	2	G J	636	32.2
Montgomery	Robert Brown	15	2	"	641	31.8
Brown-Schuyler-Adams	Givens & Davis	16	2	"	545	31.7
Tazewell #1	Tazewell Dairy Co.	29	2	H & G	848	31.5
Effingham-Fayette	Woolrey Bros.	26	2-3		574	31.4
Effingham #1	Noble G. Priess	10	2	P B H	744	30.6
Illinois State	State Pen. (Pontiac)	86	2	G H	865	28.9
Southern Illinois	Wm. Timpner	15	2		692	28.7

C. S. Rhode

J. G. Cash

Printed in furtherance of the Agricultural Extension Act approved by Congress May 8, 1914. H. W. Mumford, Director Extension Service in Agriculture and Home Economics, University of Illinois.



Report of  
Dairy Herd Improvement Associations in Illinois  
April 1937

---

THE LIBRARY OF THE

SEP 13 1939

UNIVERSITY OF ILLINOIS

# Beyond Tomorrow



The urge for something better is a dominating influence. The satisfaction that comes from participating in activities that stand for improvement is denied those who are not concerned. Those who work to improve and beautify the farmstead and farm home are "paid off" in terms of happiness and enjoyment. A similar experience comes to parents who work and save to send their children thru college.

The returns from an improved dairy herd or from breeding good cattle are not measured in terms of milk checks or cattle sales alone. The recognition, joy, and satisfaction that go with these achievements cannot be purchased.

Dairy Herd Improvement Association work is part of a program that has enabled many members to improve their herds and enjoy the rewards that follow. In some cases a poor herd sire or disease has been a serious deterrence to progress. As long as the program is incomplete the future may be spent in correcting mistakes instead of making and holding substantial advances.

As a group, the members of the twenty-four cooperative breeding associations operating in Illinois, most of which were organized in 1936-37, have gone far in setting up and putting into operation a plan that eliminates much of the chance taken by the average dairyman. Each member of these associations has the use of a carefully selected sire cooperatively owned by the association members. The sires are moved from farm to farm each year so that they are proved before they have extensive use in any one herd. In order to prove the bulls as soon as possible all members test continuously in Dairy Herd Improvement Association work. The members' herds must be free from Bang's disease and be tested each year. Each member provides housing and exercising facilities suitable to the association and all bulls are managed and fed in a similar manner. Only cows owned by members may be bred to the association bulls.

Messrs. Gade Osterman, Ed Niehaus, and Henry L. Moss of Montgomery County are members of the most recent association to be organized. Other associations are operating in Ford, Kankakee, Lake, McHenry, DeKalb, Winnebago, Livingston, Sangamon, Tazewell, Coles, Marshall-Putnam, Bureau, Knox, Hancock, Effingham, and Lee Counties.

---

Prepared by the Department of Dairy Husbandry, University of Illinois, College of Agriculture, Extension Service in Agriculture and Home Economics, Urbana, Illinois.





HONOR ROLL FOR MARCH  
Average Production of Each Association

Association	Tester	No. herds	No. cows	Average milk	Average fat	Percent- age dry
Moultrie	P. J. Smith	24	310	732	35.4	9.0
Stephenson #1	Frank Ochsner	31	561	953	34.3	12.8
Livingston	Ival Lommele	23	245	755	32.6	10.2
Douglas	Ludie Knisley	15	146	737	32.6	14.4
Coles	Gail Stone	20	242	644	32.5	11.2
Hancock	Andrew Harris	5	43	955	32.4	11.6
McLean	Raymond Dauwalder	28	546	615	32.2	11.2
Ford	Angus Taylor	17	187	704	31.9	8.0
St. Clair-Monroe-Randolph	Franz Schultze	24	381	810	31.6	9.4
Vermilion-Edgar-Clark	Robert Starr	14	206	674	31.3	11.2
Stephenson #2	Raymond Griffin	29	473	878	31.0	9.7
Bureau-Stark	Kenneth Nielson	26	372	766	31.0	14.0
Champaign	Angus Taylor	18	175	699	30.7	10.3
Ogle	Carl Lund	20	294	870	30.5	10.2
DeKalb	James Hulmes	28	550	877	30.4	12.0
Kane #3	Paul A. Heil	24	813	855	30.3	15.7
Lee #1	Harold Folgate	30	520	841	30.3	7.5
Kendall	Dolbert Tharp	19	325	731	30.2	12.0
Woodford	Henry Blunier	17	240	742	30.1	8.8
Boone #2	Glenn S. Garvin	21	470	823	30.0	10.0
Illinois State	Raymond Buker	14	853	857	29.7	7.4
Lake #1	Oren Nash	24	440	778	29.7	11.4
Kankakee	F. D. Bailey	28	475	805	29.1	13.5
McHenry #2	James H. Cox	24	656	829	29.0	11.6
STATE AVERAGE		1118	20175	750	29.0	11.7
Lee-Bureau	Edward Marshall	25	272	736	28.9	12.1
Will #2	Carl Nelson	24	560	800	28.8	9.6
Winnebago #2	Gilbert M. Baker	26	443	732	28.8	10.4
Jersey	Charles Bennett	12	181	732	28.8	13.3
DeWitt-Macon-Piatt	Ludie Knisley	8	161	625	28.8	14.9
Kane #2	John Emery	26	728	802	28.7	13.7
Macoupin	K. Ray Minert	22	405	743	28.7	8.4
Carroll	Clyde Sisler	13	211	762	28.5	17.5
Whiteside	Kenneth Ashmore	25	393	760	28.6	10.2
Henry-Rock Island	George L. Koerper	24	296	749	28.6	9.5
Lake #2	N. F. Nehmer	20	464	759	28.5	12.1
Iroquois	Lee Cunningham	24	347	717	28.3	10.1
Montgomery	Lowell Kiger	13	169	702	28.2	13.0
DuPage #2	Wayne Crone	28	581	754	27.7	10.7
Greene-Morgan	Lester Steffen	24	417	658	27.7	10.3
Madison	Earl Krieger	20	287	796	27.4	9.4
Pazewell #1	Steven Berei	12	351	662	27.4	16.0
Knox	Donald W. Nelson	20	351	583	27.3	9.1
Christian	Kurt Berlin	18	247	558	27.3	10.1
Cook	Gerrit Laseur	25	677	708	27.1	13.9
Effingham #1	George Francis	23	257	703	26.9	13.2
Brown-Schuyler-Adams	Andrew Harris	20	291	601	26.5	14.4
Langston	Louis Duwer	25	284	622	26.3	12.0
McHenry #3	Beryl Barkman	27	816	753	26.2	11.4
Wabash Valley	Marshall Inman	23	401	518	25.0	9.7
Southern Illinois	Orval Modglin	17	201	508	24.5	15.4
McDaviess	Carroll Spickler	27	484	659	23.6	23.5



Bond	Charles Bennett	6	86	632	23.6	4.7
Effingham-Fayette	Lowell Kiger	16	276	525	21.4	18.5

Highest Producing Herd in Each Association

Association	Owner	No. cows	No. milk-ings daily	Breed	Milk	Fat
Carroll	Wm. Werner	10	2	PBH	1552	60.6
Will	Frank Sayers	7	2	PBH	1628	57.4
Menard-Mason-Logan	Yapp & Goeke	9	3	PBH	1512	55.7
McLean	Joash Stutzman	8	2	PBJ	852	54.7
Stephenson #1	Walter Splinter	9	2	PBH	1473	54.1
Douglas	Simon Marner	8	2-3	PB&GH	1425	53.2
Moultrie	L. D. Seass	15	2	PBJ	928	50.4
Henry-Rock Island	Ira Sellon & Sons	16	2	PBH	1434	49.8
Lee #1	Cole & Donnelly	11	2	PBH	1499	48.6
Stephenson #2	Hansen & Bennetham	24	2	PBH	1258	48.3
Lee-Bureau	C. B. Keigwin, Jr.	11	2	PB&GH	1280	48.2
Ford	John L. Stienman	5	2	PBG	991	48.1
Whiteside	Loyal Garrison	12	2	GG	938	47.5
Montgomery	Chas. Schluckebier	16	2	PB&GH	1339	47.4
St. Clair-Monroe-Randolph	A. D. Fulton & Sons	20	2	GJ	922	47.4
Sangamon	J. Ward Hopwood	14	2-3	PB&GH	1347	46.9
Vermilion-Edgar-Clark	Ralph Woodbridge, Jr.	10	2	PBJ	826	46.3
Livingston	Rudolph Kraft	12	2	H	1283	46.2
Jersey	Theodore Ansell	13	2	M	1173	46.1
DeKalb	Joseph George	13	2-3	PBH	1278	45.9
Kankakee	E. E. Fox	9	2	H&M	1278	45.6
Woodford	W. W. Taylor	14	3	PBH	1317	44.9
Ogle	J. W. Hemingway	8	2	PBH	1258	44.2
Bureau-Stark	N. J. Finck & Sons	11	2	PB&GH	1286	44.1
Kane #3	Frank J. Rief	36	2-3	PBH&GBS	1225	43.7
Macoupin	George Dorks	16	2	M	1037	43.7
Hancock	E. B. Whitcomb	10	2	PBH	1337	43.2
McHenry #2	Maywood Farm	20	3-2	PBH	1200	42.7
Wabash Valley	G. Emmet Risley	11	2	PB&GJ	800	42.7
JoDaviess	John Reusch & Son	12	2	PB&GG	936	42.0
Lake #2	Adelmer Farm	15	2-3	PBG	731	41.6
Kane #2	John Rohrsen	22	2	GH	1080	41.3
Coles	Andrew Homm	11	2	PB&GJ	729	41.3
Madison	Oscar Westerheide	16	2	PB&GH	1229	41.0
Knox	Ross W. Griffith	13	2	PB&GJ	877	40.9
Greene-Morgan	Kenneth Davis	10	2	GH	1070	40.6
Tazewell #1	Tazewell Dairy Co.	27	2	G&H	1001	40.4
Boone #2	Carmichael & Schaeffer	32	2	PB&GH	1107	40.3
DuPage #2	Wilbur Vial	11	2-3	PB&GH	1316	40.2
Champaign	Francis Judkins	6	2	GBS	964	39.8
Winnebago #2	Joe Pollard	15	2	GH	1079	39.6
Christian	H. L. Deal	12	2	M	751	39.5
Iroquois	Edwin Leucke	8	2	GH	1039	39.2*
DeWitt-Macon-Piatt	Chas. Black	13	2	GJ	715	39.1
Lake #1	Wray Bros.	19	2	PBH	988	38.7
Brown-Schuyler-Adams	Givens-Davis	17	2	GJ	681	38.3
Bond	Edward Hentz	13	2	PBH	1113	38.1
Kendall	Homer B. Vickery	9	2	PBG	829	38.0
McHenry #3	John Ellsworth	14	2	PBH	959	36.8
Effingham #1	N. G. Priess	10	2	PBH	935	36.7
Illinois State	Penitentiary - Menard	66	2	GH	988	35.5
Book	Bellwood Farm	32	2	PB&GH	1030	35.4



Southern Illinois	F. W. Dietz	8	2		659	34.9
Effingham-Fayette	Tony Dasenbrock	19	2	GH	957	32.0

REPORT OF ILLINOIS 500# BUTTERFAT COW CLUB --  
FIRST THREE MONTHS, 1937

Association	Owner	Breed	Milk	Fat
Kankakee	George Grob	GH	6,155	279.6
Stephenson #1	W. T. Rawleigh	PBH	6,700	275.3
Effingham #1	Noble Priess	"	4,890	262.9
Kane #3	Frank Rief	"	7,275	258.8
Kankakee	George Grob	GH	5,940	252.7
DeKalb	Weaver & Danielson	PBH	6,115	247.6
Kane #3	Porter Fox	PBBS	6,584	245.9
Coles	Andrew Honn	PBJ	4,503	244.7
DeKalb	Orin Rimsnider	PBH	6,943	235.4
Illinois State	Soldiers' & Sailors' Home	GH	6,049	235.1
Henry-Rock Island	J. L. Rehn	PBJ	3,861	231.3
Cook	Edison Dick	PBH	6,247	229.8
Bureau-Stark	W. W. Kenney	"	5,205	226.3
Menard-Mason-Logan	Yapp & Goeke	"	5,778	226.1
Iroquois	Arthur Bruens	"	6,716	226.0
DeKalb	Joseph George	"	5,545	225.4
Cook	Edison Dick	"	6,869	224.7
McLean	Roy Gilmore	GJ	3,485	223.0
Woodford	W. W. Taylor	PBH	5,847	222.9
McLean	H. Birckelbaw	GG	3,800	221.6
Jersey	Theo. Ansell	M	5,217	221.0
McHenry #2	Maywood Farm	PBH	5,833	220.9
Moultrie	Illinois Masonic Home	"	5,724	217.7
McHenry #2	Maywood Farm	"	4,946	217.7
Bureau-Stark	E. R. Pettigrew	"	5,829	213.8
Moultrie	H. G. Floyd	PBJ	4,161	212.0
Kane #3	Mooseheart Farm	PBH	7,555	211.5
Lake #2	H. Ames	"	6,001	210.3
Will	Alfred Krapf	GH	5,217	209.7
Kane #3	Frank Rief	PBH	6,477	209.4
Lake #2	Roney Farm	GH	5,431	209.4
Moultrie	Illinois Masonic Home	PBH	5,982	207.7
"	" " " "	"	6,167	207.3
Whiteside	Pettitt & Mohrman	PBH	5,642	206.4
Jersey	Theo. Ansell	GH	5,203	205.7
St. Clair-Monroe-Randolph	A. F. Dieckmann	PBH	6,146	205.5
DeKalb	Joseph George	"	5,803	204.8
Livingston	J. J. Masching	"	5,074	204.7
DuPage #2	C. Nadelhoffer	GH	6,066	204.1
Kankakee	Mrs. Mary Taylor	PBH	5,992	203.7
Lake #2	Roney Farm	GH	5,704	202.7
Kane #3	Mooseheart Farm	"	5,636	202.6
DeKalb	Weaver & Danielson	PBH	6,308	202.3
Kendall	Rock Creek Farm	PBG	4,327	202.1
Kane #3	Mooseheart Farm	PBH	6,351	200.2
Stephenson #1	M. E. Dietmeier	GH	5,675	200.1
Cook	Edison Dick	PBH	5,463	199.9
McLean	Snow & Palmer	GG	3,594	199.9
Menard-Mason-Logan	Yapp & Goeke	PBH	4,656	199.5
Stephenson #1	M. E. Dietmeier	"	5,940	199.0





McHenry #2	Maywood Farm	PBH	5,888	198.9
Stephenson #2	Hansen & Bennetham	"	4,696	198.8
Stephenson #1	H. Zurbriggen	"	5,898	198.6
Stephenson #1	W. T. Rawleigh	"	5,993	197.4
Cook	Palanois #2	"	5,123	196.3
Stephenson #1	M. E. Dietmeier	GH	4,965	196.1
McHenry #2	Maywood Farm	PBH	5,979	195.6
Winnebago #2	J. H. Pollard	GH	5,410	195.0
DeKalb	A. J. Boyle	"	6,040	194.6
Kane #3	Frank Rief	PBH	5,754	194.2
Tazewell #1	Robin's Nest Farm	GH	5,388	194.2
DuPage #2	Country Home Farm	"	6,006	194.0
Moultrie	L. A. Wheeler	GJ	3,429	193.1
Ford	Hafer & Sibley	PBBS	4,830	192.9
Macoupin	H. W. Knoche	GH	4,663	192.4
St. Clair-Monroe-Randolph	A. F. Dieckmann	PBH	5,347	191.8
Christian	H. L. Deal	PBG	3,643	191.8
Ogle	John Cunningham	PBH	5,166	191.7
Kane #3	Mooseheart Farm	"	5,211	191.3
Livingston	Leslie Schade	GG	3,922	191.0
Kane #3	Rendall & Hulmes	PBH	4,980	190.9
Boone #2	Planbeck & Hughes	"	5,165	190.4
Woodford	W. W. Taylor	"	4,845	190.2
Kane #3	Porter Fox	PBBS	4,945	189.7
Tazewell #2	Ernest Worner	PBH	4,567	189.5*
Woodford	C. M. Smith	GG	2,759	189.4
Brown-Schuyler-Adams	Givens & Scott	GJ	3,032	189.3
Illinois State	Jacksonville State Hosp.	GH	4,398	189.1
McHenry #2	Maywood Farm	PBH	6,378	188.9
DeKalb	Joseph George	"	4,205	188.9
Moultrie	L. D. Seass	PBJ	2,993	188.4
Kane #3	Winmoor Farm	PBH	5,177	188.3
DuPage #2	C. Nadelhoffer	GH	5,796	187.9
Ogle	J. W. Hemingway	PBH	5,154	187.2
Macoupin	Pocklington Bros.	GH	5,400	187.1
Kankakee	George Grob	M	4,038	187.1
Coles	W. A. Myers	GBS	4,294	186.8
Knox	Neilsen & Jensen	GG	4,692	186.6
Cook	Edison Dick	GH	5,610	186.2
Will	Frank Sayers	PBH	5,019	186.1
Menard-Mason-Logan	Yapp & Goeke	"	5,659	185.4
Moultrie	Mrs. Reta Wilson	PBJ	3,360	185.1
Stephenson #1	H. Zurbriggen	PBH	5,433	184.9
Effingham #1	Noble Priess	"	5,153	184.8
DeKalb	Weaver & Danielson	"	6,285	184.7
Menard-Mason-Logan	Yapp & Goeke	"	4,646	184.1
Kane #3	Frank Rief	"	5,741	183.9
"	" "	"	5,296	183.8
Menard-Mason-Logan	Yapp & Goeke	"	5,235	183.1
Livingston	Honegger Dairy	GG	3,648	182.8
Stephenson #1	M. E. Dietmeier	GH	5,094	182.1
Whiteside	David Wiersema	PBG	3,034	181.6
Will #2	M. Whitman	PBH	4,810	181.4
DuPage #2	Fred Anderman	"	5,761	180.6
Bureau-Stark	Blazey & McCauley	GH	5,081	180.5





DeKalb	A. J. Boyle	GH	6,084	180.4
Kane #3	Sybil Boutell	PBH	4,395	180.1
McHenry #2	Maywood Farm	"	4,875	179.4
Kane #3	Mooseheart Farm	"	6,033	179.0
Illinois State	Jacksonville State Hosp.	GH	4,979	178.8
Carroll	Stransdale #1	"	4,632	178.8
Bureau-Stark	W. W. Kenney	PBH	5,502	178.7
Boone #2	Frank Davis	PBG	3,651	178.7
Carroll	Rush Carroll	GH	4,538	178.4
Livingston	Rudolph Kraft	PBH	4,942	178.0
Bureau-Stark	W. W. Kenney	"	6,007	177.3
Tazewell #1	Robert Owen	GG	3,951	177.9
McLean	Snow & Palmer	"	3,692	177.6
Stephenson #1	H. Zurbriggen	PBH	5,476	177.3
Moultrie	J. E. Righter	PBJ	3,582	177.3
McHenry #3	Harmony Hill Farm	"	5,009	177.2
Bureau-Stark	H. J. Ham	PBH	4,759	177.2
Tazewell #1	Robin's Nest Farm	GG	3,630	177.1
Kane #3	Mooseheart Farm	PBH	5,255	176.9
Moultrie	L. D. Seass	PBJ	3,388	176.3
Kane #3	E. J. Baker	"	2,907	176.3
McHenry #3	John Ellsworth	PBH	4,547	176.2
McLean	H. Birckelbaw	GG	2,976	176.2
McLean	Snow & Palmer	"	3,233	176.0
Moultrie	L. D. Seass	GH	4,380	175.7
Livingston	Honegger Dairy	GG	3,617	175.4
St. Clair-Monroe-Randolph	A. D. Fulton	GJ	3,360	175.3
Coles	Tony Rathe	PBJ	3,096	175.3
Illinois State	State Pen. (Pontiac)	GH	5,408	175.2
Lake #2	H. Ames	PBH	5,103	175.2
Stephenson #1	H. Zurbriggen	"	5,008	175.1
Kane #3	Mooseheart Farm	"	4,459	175.0
DuPage #2	C. Nadelhoffer	GH	5,603	174.7
Will	D. R. Milne	"	5,031	174.7
Effingham #1	Noble Priess	PBH	4,490	174.7
Kane #3	Winmoor Farm	"	5,086	174.1
Kendall	Rock Creek Farm	PBG	3,346	173.9
Tazewell #1	Dennis Brothers	GG	3,287	173.9
DeKalb	A. J. Boyle	GH	5,573	173.6
Kane #3	Mooseheart Farm	PBH	5,911	173.5
Moultrie	Ralph Emel	PBJ	3,058	173.5
Tazewell #1	Dennis Brothers	GG	3,734	173.0
McLean	Ralph Quinton	"	2,922	173.0
Knox	Ross Griffith	PBJ	3,760	172.7
Ogle	F. Gillespie	PBH	5,171	172.6
Macoupin	Blackburn College	"	4,058	172.6
Lee #1	Rockyford Dairy	"	4,909	172.4
Kankakee	E. E. Fox	"	5,011	172.3
Kane #3	Mooseheart farm	"	4,500	172.2
Stephenson #1	H. Zurbriggen	"	5,546	172.0
Stephenson #1	Walter Splinter	"	4,769	171.9
McHenry #3	John Ellsworth	"	4,160	171.9
Moultrie	Illinois Masonic Home	"	5,328	171.5
McHenry #2	Maywood Farm	"	4,928	171.1
Macoupin	H. W. Knoche	GH	4,205	171.1
Kendall	Rock Creek Farm	PBG	3,152	171.0
McLean	H. Birckelbaw	GG	3,081	170.8
Stephenson #1	H. Zurbriggen	PBH	4,598	170.6



Woodford	L. A. Scherer	GH	5,588	170.5
Bureau-Stark	W. W. Kenney	PBH	4,602	170.3
DeKalb	Weaver & Danielson	"	5,231	169.9
Lee #1	L. A. Faivre	"	6,644	169.1
Stephenson #1	Walter Splinter	"	4,720	169.1
McLean	Snow & Palmer	GG	2,841	169.1
Winnebago #2	C. Hoisington	PBH	5,041	168.9
Will	Frank Sayers	"	3,976	168.7
Will	D. R. Milne	GH	5,257	168.6
Jersey	Theo. Ansell	"	4,552	168.2
Moultrie	L. D. Seass	PBJ	2,838	168.0
Livingston	Leslie Schade	GG	3,218	167.9
Kane #3	Porter Fox	PBBS	4,102	167.6
Moultrie	V. I. Winings	PBJ	3,470	167.6
Bureau-Stark	Blazey & McCauley	GH	4,301	167.5
Macoupin	H. W. Knoche	"	4,373	167.4
DeKalb	T. E. Courtney	PBH	5,386	167.0
Kane #3	Mooseheart Farm	"	4,337	166.8
Moultrie	V. I. Winings	PBJ	3,068	166.7
Sangamon	J. W. Hopwood	PBH	4,580	166.6
Ogle	F. Gillespie	"	4,837	166.3
Effingham #1	Leo. Jansen	"	4,276	166.3
Moultrie	L. A. Wheeler	GJ	3,143	165.4
Stephenson #1	H. Zurbriggen	PBH	5,229	165.1
Moultrie	H. G. Floyd	PBJ	2,704	164.9
McLean	H. Birckelbaw	GG	2,645	164.9
McHenry #2	Ralph Nichols	PBH	5,069	164.8
Kane #3	E. J. Baker	GH	4,994	164.8
Stephenson #1	Clay Bridge	PBH	4,390	164.8
St. Clair-Monroe-Randolph	L. B. Sidman	PBJ	2,891	164.6
Ogle	R. Thomas	GH	5,354	164.2
Will	Alfred Krapf	"	5,130	163.9
Lee #1	Prairie Trail Farm	"	4,925	163.7
Kane #3	Mooseheart Farm	PBH	4,765	163.6
Stephenson #1	Walter Splinter	"	5,165	163.5
Tazewell #1	Dennis Brothers	GG	3,743	163.4
Lee #1	Rockyford Dairy	PBH	4,066	163.2
Kane #3	E. J. Baker	PBJ	3,053	163.0
St. Clair-Monroe-Randolph	L. B. Eidman	"	3,436	162.7
Knox	Johnson Brothers	GG	4,467	162.3
Kane #3	Porter Fox	PBBS	4,078	162.1
Menard-Mason-Logan	Yapp & Goeke	PBH	4,388	162.0
Ogle	R. Thomas	"	4,466	161.8
McLean	Snow & Palmer	GG	3,153	161.8
DeKalb	Fox & Arison	PBH	4,433	161.7
Stephenson #1	W. T. Rawleigh	"	4,448	161.6
Knox	Ross Griffith	PBJ	3,391	161.5
Woodford	W. W. Taylor	PBH	4,409	161.3
Henry-Rock Island	J. L. Rehn	PBJ	2,777	161.3
McLean	J. Stutzman	"	2,517	161.3
DeKalb	Joseph George	GH	4,897	161.2
Woodford	W. W. Taylor	PBH	4,789	161.2
McHenry #2	Ralph Nichols	"	4,761	160.9
Kane #3	Porter Fox	PBBS	3,743	160.9
Cook	Glenwood Manual Training Sch.	PBH	4,884	160.8
DuPage #2	C. Nadelhoffer	GH	4,669	160.7



Ogle	Ward & Brown	PBH	4,581	160.4
Moultrie	H. P. Bicknell	PBJ	2,905	159.8
Kane #3	Mooseheart Farm	PBH	5,304	159.2
Ford	L. E. Rust	GG	3,462	158.8
Ogle	F. Gillespie	PBH	4,867	158.6
Stephenson #1	H. Zurbriggen	"	4,743	158.5
St. Clair-Monroe-Randolph	R. H. Hayes	GJ	3,044	158.5
Kane #3	E. J. Baker	GH	4,646	158.2
McLean	Snow & Palmer	GG	3,058	158.2
Livingston	R. Kraft	PBH	4,513	157.9
Stephenson #1	M. E. Dietmeier	GH	3,648	157.9
Illinois State	State Pen. (Pontiac)	"	5,055	157.7
Kendall	Rock Creek Farm	PBG	3,066	157.5
McLean	Ralph Quinton	GG	2,625	157.4
Illinois State	State Pen. (Pontiac)	GH	4,384	157.3
Winnebago #1	F. S. Lyford	GG	3,897	157.3
Kane #3	E. J. Baker	PBJ	3,032	157.3
Kane #3	Rendell & Hulmes	PBH	4,671	157.1
Madison	Oliver Spitze	"	4,707	156.9
Illinois State	State Pen. (Menard)	GH	4,079	156.8
Boone #2	F. J. Miller	PBH	4,784	156.5
Will	H. C. Klett	"	4,318	156.3
Bond	Ed Hentz	"	4,112	156.3
Stephenson #1	H. Zurbriggen	"	2,684	155.8
Illinois State	Soldiers' & Sailors' Home	GH	4,480	155.1
Lee	Edw. Cole	PBH	4,379	154.9
Bureau-Stark	E. R. Pettigrew	"	3,839	154.9
St. Clair-Monroe-Randolph	L. B. Eidman	GJ	3,476	154.8
Stephenson #1	Clay Bridge	PBH	4,224	154.7
St. Clair-Monroe-Randolph	Wm. Schrage	"	5,096	154.6
" " "	A. Eggemeyer	GH	4,326	154.5
Illinois State	State Pen. (Pontiac)	"	4,776	154.3
Jersey	Theo. Ansell	"	4,426	154.0
Kane #3	Walter Davis	PBH	3,760	154.0
Moultrie	L. D. Seass	PBJ	3,088	153.9
Kane #3	Winmoor Farm	GH	4,817	153.8
Kane #3	Maywood Farm	PBH	4,443	153.8
Moultrie	Illinois Masonic Home	"	4,216	153.8
DuPage #2	Country Home Farm	"	4,124	153.8
DeKalb	Joseph George	"	3,341	153.7
Winnebago #1	Geo. Pepper	GJ	2,979	153.7
DuPage #2	Country Home Farm	GH	5,574	153.6
Bureau-Stark	Roy Neill	PBBS	3,738	153.6
Stephenson #2	Hansen & Bennetham	PBH	4,365	153.3
Iroquois	Carl Frey	PBG	3,337	153.3
Lee #1	Rockyford Dairy	PBH	4,180	153.2
Moultrie	V. I. Winings	PBJ	2,987	153.2
Christian	Geo. Spates	PBJ	2,357	153.0
Effingham #1	Leo. Dial	"	3,435	152.8
McHenry #2	Ralph Nichols	PBH	4,038	152.7
Woodford	W. W. Taylor	"	4,025	152.5
Stephenson #1	Floyd Parriott	"	4,382	152.4
Tazewell #2	Ernest Worner	GH	3,818	152.3*
Kendall	Rock Creek Farm	PBG	3,228	152.3
McLean	Edwin Rhoda	GG	3,071	152.2





Ogle	Ward and Brown	GH	3,518	151.9
Tazewell #1	Meadow Brook Farm	GG	4,018	151.8
Will	H. C. Klett	PBH	4,674	151.6
Bureau-Stark	A. Siebenthal	PBBS	3,813	151.6
Kane #2	I. N. Russell	PBH	4,510	151.2
McHenry #2	Maywood Farm	"	4,958	150.8
Kane #2	A. E. Howard Estate	"	3,895	150.8
Kane #3	F. E. Hummel	"	3,836	150.7
Moultrie	Illinois Masonic Home	"	4,816	150.6
Kane #3	Winmoor Farm	GH	4,489	150.5
Knox	Ben Baird	GG	3,169	150.4
DeKalb	T. E. Courtney	PBH	4,670	150.3
Kane #3	Winmoor Farm	GH	4,913	150.1
St. Clair-Monroe-Randolph	A. C. Kolmer	PBH	4,257	150.1

Some records not published due to absence of March reports.

C. S. Rhode

J. G. Cash

Printed in furtherance of the Agricultural Extension Act approved by Congress May 8, 1914. H. W. Mumford, Director Extension Service in Agriculture and Home Economics, University of Illinois.

\*Not complete information



Report of  
DAIRY HERD IMPROVEMENT ASSOCIATIONS IN ILLINOIS  
May, 1937

---

THE LIBRARY OF THE  
SEP 13 1939  
UNIVERSITY OF ILLINOIS

ILLINOIS COW DERBY  
IN FULL SWING



Carefully watched by 1,274 owners and many other interested parties, more than 23,000 dairy cows entered in Illinois Dairy Herd Improvement Association work have rounded the first turn in an important all-year test. This race is unique, in that the main prizes are not always won by the owners of the highest producing herds, altho such an achievement is highly commended and usually indicates good breeding and skill in feeding and management. As might be guessed, the important prizes go

to owners whose entries, after a poor start, make the greatest improvement. Many times more than one year is required to pick the winners. Usually it takes time to get a line on the entries. Some of them may not have what it takes and the competition shows them up. Such information is a tip to the owner to make some changes. After culling the poor cows and perhaps changing them for better ones or replacing them with good heifers, his position is improved and the rewards begin to come his way.

Then a change in feeding and management may result in further improvement and still greater reward. After the poor entries have been scratched and the feeding and care looked after, about the only way to forge further to the front is by breeding better animals and that takes time, careful planning, and continuous records. At least many of the owners whose herds have made the best showing in other years feel that continuous heavy winnings depend on continuous training.

Some owners after making substantial improvement and profiting thereby feel they can dispense with the tips they get from records, only to regret it later when they drop back of the leading group.

#### Purpose of Derby Misunderstood by Some

Feeling that their herds are not good enuf to make a good showing some dairymen will not participate in herd improvement work. They do not realize that it matters little what position one has at the start, it's the finish that counts. Likewise, some members might profit more if, in their judgment, records alone did not assume such large proportions. The pay off is made to those who make the best use of the facts the records disclose. WHO WILL BE THE HEAVY WINNER IN 1937?



HONOR LIST FOR APRIL  
Average Production of Each Association

Association	Tester	No. herds	No. cows	Average milk	Average fat	Percentage dry
Tazewell #2	John Caldwell	24	339	816	35.2	7.4
Winnebago #3	Dale Longholf	23	327	1006	34.5	3.7
Stephenson #1	Frank Ochsner	31	565	946	33.5	10.4
Ford	Angus Taylor	16	163	724	33.0	7.4
Moultrie	P. J. Smith	28	373	698	32.3	10.5
St. Clair-Monroe-Randolph	Franz Schultze	25	394	818	32.2	7.9
Douglas	Ludie Knisley	15	146	739	32.0	13.7
McLean	Raymond Dauwalder	27	509	605	31.4	9.6
Kane #3	Charles Bennett	24	810	869	30.9	13.6
Lake #1	Oren Nash	22	394	811	30.5	7.6
Coles	Gail Stone	23	297	607	30.4	6.7
Bureau-Stark	Kenneth Nielson	26	379	747	30.3	12.4
Vermilion-Edgar-Clark	Robert Starr	14	201	637	30.3	10.5
Kendall	Delbert Tharp	19	329	717	30.2	9.4
Ogle	Carl Lund	19	271	855	30.0	8.1
DeKalb	James Hulmes	28	568	854	29.9	9.9
Livingston	Ival Lommele	22	241	706	29.9	10.4
Boone #2	Glenn Garvin	20	441	831	29.7	6.8
McHenry #1	Leo Smith	23	631	768	29.6	9.5
Stephenson #2	Raymond Griffin	29	484	836	29.3	9.9
Lee-Bureau	Edward Marshall	25	270	748	29.3	10.7
Kankakee	F. D. Bailey	30	509	839	29.2	12.4
LaSalle-Marshall-Putnam	William Fewell	27	423	630	29.2	8.6
Jersey	Harold Gillespie	10	153	754	29.1	13.1
Christian	Kurt Berlin	19	260	577	29.1	11.2
McHenry #2	Kenneth Goldy	25	625	812	29.0	12.8
Champaign	Angus Taylor	14	154	685	28.9	9.1
Tazewell #1	Steven Berdi	10	338	690	28.6	13.6
Lake #2	Norman Nehmer	20	470	761	28.5	11.3
Winnebago #2	Gilbert Baker	27	474	690	28.5	8.9
State Average		1268	22900	733	28.4	10.5
Illinois State	Raymond Buker	14	861	828	28.3	8.1
Hancock	Andrew Harris	7	61	217	28.2	8.2
DeWitt-Macon-Piatt	Ludie Knisley	11	184	618	28.2	10.9
Henry-Rock Island	George Koerper	22	274	765	28.1	6.9
Lee #1	Harold Folgate	31	546	789	28.0	7.9
Will #2	Carl Nelson	25	570	788	27.9	6.1
Kane #2	John Emery	26	750	777	27.7	13.1
Carroll	Clyde Sisler	13	206	750	27.5	15.0
Brown-Schuyler-Adams	Andrew Harris	19	268	633	27.5	13.1
Woodford	Henry Blumier	16	231	678	27.3	10.4
Macoupin	Ray Minert	23	414	695	27.2	9.9
Whiteside	John Foster	25	391	743	27.1	6.6
Madison	Earl Krieger	20	293	772	26.8	7.8
DuPage #2	Wayne Crone	28	574	721	26.8	12.4
Iroquois	Lee Cunningham	23	338	660	26.6	13.3
Greene-Morgan	Lester Steffen	24	420	626	26.6	10.7
DuPage #1	Chris Weigle	23	426	709	26.5	11.0
Effingham #1	George Francis	23	259	673	26.5	10.0
Cook	Gerrit Laseur	25	639	673	25.3	14.0





Montgomery	Lowell Kiger	13	162	632	25.5	11.1
Knox	Donald Nelson	21	369	533	25.5	14.1
McHenry #3	Beryl Barkman	28	829	728	25.4	9.9
Southern Illinois	Orval Modglin	18	212	555	25.1	17.0
JoDavies	Carroll Swickler	28	466	710	25.0	14.6
Winnebago #1	Robert Peet	22	398	674	23.9	11.8
Sangamon	Louis Dueser	26	295	592	23.9	13.3
Wabash Valley	Marshall Inman	25	486	448	21.8	6.4
Effingham-Fayette	Lowell Kiger	16	254	554	21.7	16.5
Bond	Harold Gillespie	6	85	551	21.4	9.4

Highest Producing Herd in Each Association

Association	Owner	No. cows	No. milk-ings daily	Breed	Milk	Fat
Carroll	Wm. Werner	10	2	PBH	1,481	56.9
Menard-Mason-Logan	Yaop & Goeke	9	3	PBH	1,589	55.7
DuPage #2	C. F. Nadelhoffer	13	2	PBH	1,636	54.2
McLean	Huobert Staibus	13	2	M	1,029	53.7
Will #2	Frank Sayers	7	2	PBH	1,432	52.2
Stephenson #1	Walter Splinter	9	2	PBH	1,536	51.8
Ogle	J. W. Hemingway	8	2	PBH	1,396	50.5
Henry-Rock Island	Ira Sellon & Sons	19	2	PBH	1,455	49.7
Livingston	Rudolph Kraft	12	2	PBH	1,465	48.7
Douglas	Ed. J. Yoder	15	2-3	PB&GH	1,212	48.3
Winnebago #3	Roy B. Anderson	11	2-3	PBH	1,330	47.8
Tazewell #2	Ernest L. Worner	17	2	PB&GH	1,309	47.7
Ford	John L. Steinman	6	2	PBG	966	47.3
Kane #3	Frank J. Rief	36	2-3	M	1,365	47.1
Kankakee	E. E. Fox	10	2	M	1,319	46.9
Stephenson #2	M. R. Wessels & Son	15	2	PB&GH	1,443	46.6
Moultrie	Noah B. Strohl	8	2	GJ	911	46.5
Jersey	Wm. Moore	14	2	M	1,234	45.7
St. Clair-Monroe-Randolph	L. B. Bidman & Son	13	2	PB&GJ	841	45.2
Lee #1	Cole & Donnelly	12	2	PBH	1,422	45.0
Christian	H. L. Deal	11	2	PBJ&G	839	44.8
LaSalle-Marshall-Putnam	Douglas Knight	20	2-4	PBH	1,183	44.5
McHenry #2	Maywood Farm	22	3	PBH	1,257	44.4
Demilion-Edgar-Clark	Ralph Woodbridge, Jr.	10	2	PBJ	815	44.4
Montgomery	Chas. Schluckebier	16	2	GH	1,150	44.0
Winnebago #2	Nels Nelson	17	2	GH	1,050	43.8
DuPage #1	Alfred E. Meyer	17	3	PBH	1,229	43.5
Effingham #1	Noble G. Priess	10	2	PBH	1,040	43.3
Bureau-Stark	N. J. Finck & Sons	16	2	PB&GH	1,260	43.2
Woodford	W. W. Taylor	14	3	PBH	1,165	43.2
Whiteside	Loyal Garrison	13	2	GG	874	43.2
Lake #1	Cold Spring Farm	14	2-3	PBH	1,155	43.0
LaKalb	Joe George	14	2	PB&GH	1,096	42.3
Bureau	C. D. Keigwin, Jr.	11	2	PB&GH	1,138	42.1
Kane #2	John Rohrsen	21	2	GH	1,144	41.5
Lake #2	Adolmer Farm	18	2-3	PBG	728	41.2
Brown-Schuyler-Adams	Moorman Mfg. Co.	5	2	GH	1,330	40.7
Dandall	John Anderson	16	2	M	1,025	40.3
McHenry #3	John Ellsworth	14	2	PBH	1,113	40.2





Coles	Andrew Honn	12	2	PB&GJ	718	40.0
Winnebago #1	F. S. Lyford	7	2	GG&J	802	39.8
Champaign	James E. Kieser	7	2	GJ	736	39.4
Hancock	E. B. Whitcomb	9	2	PBH	1,199	39.3
Wabash Valley	Dan Kocker	12	2	PBH	1,183	39.3
Macoupin	H. W. Knoche	21	2	PB&GH	1,028	38.9
Madison	Oscar Westerheide	16	2	PB&GH	1,221	38.6
Iroquois	Herman Smith	10	2	PBG	767	38.6
JoDaviess	Edward Gerber	11	2	PB&GH	1,081	38.4
McHenry #1	M. J. Freund	18	2	GG	846	38.4
Sangamon	J. Ward Hopwood	16	2	PB&GH	1,157	37.9
DeWitt-Macon-Piatt	W. W. Tennant	7	2	PB&GG	733	37.9
Effingham-Fayette	J. E. Franklin	7	2	PB&GG	817	37.7
Knox	Ross W. Griffith	13	2	PB&GJ	742	37.1
Boone #2	Carmichael & Schaeffer	32	2	PB&GH	1,135	36.9
Tazewell #1	Dennis Brothers	33	2	G	741	36.5
Greene-Morgan	A. R. McCanathy	16	2	PB&GG	684	36.2
Illinois State	Penitentiary - Menard	70	2	GH	1,066	35.7
Bond	Ed Hentz	14	2	PBH	1,016	35.3
Cook	Palanois Farm #1	31	2	PBH	898	32.3
Southern Illinois	Wm. Zeigler	8	2	GG	751	31.2

C. S. Rhode

J. G. Cash

Printed in furtherance of the Agricultural Extension Act approved by Congress May 8, 1914. H. W. Mumford, Director Extension Service in Agriculture and Home Economics, University of Illinois, Urbana.



REPORT OF  
DAIRY HERD IMPROVEMENT ASSOCIATIONS IN ILLINOIS  
June, 1937

GOOD COWS AND EFFICIENT MANAGEMENT  
IMPORTANT FACTORS IN COST STUDY

THE LIBRARY OF THE  
SEP 13 1939  
UNIVERSITY OF ILLINOIS

Judging from the results of a dairy cost study conducted by the Departments of Agricultural Economics and Dairy Husbandry on ninety selected farms in northern Illinois, there are many factors that have a direct influence on the dairyman's income. The production of the herds on which costs were kept is considerably higher than that of all cows in this territory, consequently the results are not representative of all herds in this section.



Table 1.--Milk Production Costs on 90 Selected Farms  
in Northern Illinois, 1936

Items	30 farms with lowest milk cost	30 farms with highest milk cost
<u>Costs per cow</u>		
Feed and bedding - - - - -	\$ 67.79	\$ 72.58
Man labor - - - - -	22.58	27.14
Horse labor- - - - -	.32	.69
Hauling milk and cream - - - - -	6.66	8.75
Shelter- - - - -	9.18	10.93
Equipment and power- - - - -	2.74	3.38
Cow depreciation - - - - -	--	4.12
Cow mortality- - - - -	1.16	2.76
Interest on investment - - - - -	4.51	4.68
Taxes and insurance- - - - -	.78	.65
Bull cost- - - - -	3.38	4.28
Veterinary and medicine- - - - -	.29	.63
D.H.I.A. dues and tester's board - - - - -	2.23	2.10
General overhead expense - - - - -	6.77	8.14
Miscellaneous- - - - -	2.43	2.70
Total cost - - - - -	\$130.82	\$153.53
<u>Deductions From Cost Per Cow</u>		
Appreciation - - - - -	1.17	---
Manure - - - - -	5.77	5.79
Calves - - - - -	7.33	5.20
Hides, sacks, etc. - - - - -	.05	.03
Total deductions - - - - -	14.32	11.02
Net Cost Per Cow - - - - -	115.50	142.51
Value of Milk Produced Per Cow - - - - -	153.01	139.55
Net Profit Per Cow - - - - -	35.51	-2.96
Pounds of milk per cow - - - - -	9,162	7,423
Pounds of butterfat per cow- - - - -	318	282

Prepared by the Department of Dairy Husbandry, University of Illinois, College of Agriculture, Extension Service in Agriculture and Home Economics, Urbana, Illinois



In the above table the average production for the 30 herds having the lowest milk cost was 9,162 pounds milk and 318 pounds fat as compared to 7,423 pounds milk and 282 pounds fat for the 30 herds having the highest milk cost. The higher producing cows were more efficient, their net returns being \$36.51 per cow as compared to a loss of \$2.96 per cow for the lower producing group.

A higher return would be expected from the cows with the higher level of production. However, a study of the records indicates that the difference between the net returns for the two groups (\$39.47) could be narrowed, if more consideration were given to a few of the more important factors by the owners of the herds having the highest milk cost.

The average cost of feed and bedding was \$4.79 greater for the cows in the 30 herds having the highest milk cost and lowest average production. This is contrary to expectations as higher producing cows require more feed. More careful consideration in figuring out the cheapest suitable ration, making greater use of home grown roughages and grains and feeding each cow strictly according to production are possibilities of lowering the cost.

The average cost of man labor per cow was \$4.56 more for the 30 herds having the lowest cost. The reason for this is almost entirely one of management. Labor cost is a major one and should be given serious consideration at all times.

The third factor in which the 30 low-cost herds excelled was that of depreciation. The depreciation per cow in these herds was \$4.12, while the records for the 30 higher-cost herds showed an appreciation of \$1.17 or a net difference between the two groups of \$5.29. Most of this difference may be attributed to management.

The three factors mentioned above account for \$14.64 of the \$39.47 difference in the average net income per cow for the two groups of 30 herds. These and other factors are having a direct effect upon the net income of every Dairy Herd Improvement Association member.

Careful planning and use of records are essential for maximum income.

HONOR LIST FOR MAY  
Average Production of Each Association

Association	Tester	No. herds	No. cows	Average milk	Average fat	Percentage dry
Douglas	Ludie Knisley	15	146	870	39.5	13.7
Tazewell #2	John Caldwell	24	328	900	38.7	7.0
Ford	Angus Taylor	19	178	842	37.8	7.9
Winnebago #3	Dale Langholf	22	307	1044	36.7	2.3
Moultrie	P. J. Smith	26	353	783	36.7	8.8
Stephenson #1	Frank Ochsner	31	564	1012	36.0	7.6
Hancock	Andrew Harris	6	80	1041	35.7	7.5
Brown-Schuyler-Adams	Andrew Harris	21	300	799	34.6	10.0
Coles	Gail Stone	24	314	709	34.3	6.4
Christian	Kurt Berlin	19	261	677	34.2	9.6
Montgomery	Lowell Kiger	13	170	869	33.6	3.5
Vermilion-Edgar-Clark	Robert Starr	19	266	767	33.6	6.4
Kane #3	Chas. Bennett	25	823	936	33.5	13.2
Bureau-Stark	Kenneth Nielson	26	370	875	33.5	12.2





Tazewell #1	Steven Berei	12	376	774	32.7	13.6
Kankakee	F. D. Bailey	31	555	922	32.6	13.2
JoDaviess #1	Carroll Spickler	28	501	892	32.5	7.8
Champaign	Angus Taylor	17	167	742	32.4	4.8
St.Clair-Monroe-Randolph	Franz Schultze	26	422	862	32.3	11.4
Kendall	Delbert Tharp	19	331	787	32.2	8.5
DeWitt-Macon-Piatt	Ludie Knisley	8	164	705	32.2	5.5
McHenry #1	Leo Smith	26	691	804	31.8	10.4
Woodford	Henry Blunier	18	243	793	31.8	12.8
Winnebago #2	Gilbert Baker	26	452	815	31.7	9.1
DeKalb	James Hulmes	28	567	899	31.6	9.2
Boone #2	Glenn Garvin	21	456	860	31.6	6.4
Lake #1	Oren Nash	23	415	855	31.6	9.9
JoDaviess #2	Clyde Sisler	5	79	930	31.5	5.1
State Average		1213	21392	816	31.3	10.5
Henry-Rock Island	George Koerper	24	299	837	31.2	8.4
LaSalle-Marshall-Putnam	William Fewell	24	393	759	31.2	12.2
Boone #3	John Yurs	11	227	845	30.8	7.9
Effingham #1	George Francis	26	293	801	30.8	13.3
Livingston	Ival Lommele	23	254	770	30.8	12.6
Iroquois	Lee Cunningham	27	363	774	30.7	15.4
Macoupin	Ray Minert	22	408	790	30.6	10.5
Madison	Earl Krieger	19	279	869	30.5	8.2
Will #2	Carl Nelson	19	476	868	30.4	6.7
McHenry #2	Kenneth Goldy	27	738	844	30.4	12.2
Lee-Bureau	Edward Marshall	24	265	795	30.4	11.7
Stephenson #2	Raymond Griffin	31	523	861	30.3	9.6
Greene-Morgan	Lester Steffen	24	416	735	30.1	12.3
Wabash Valley	Marshall Inman	24	410	629	30.1	9.3
Knox	Donald Nelson	22	389	678	30.0	13.4
Ogle	Carl Lund	18	251	848	29.8	7.6
DuPage #2	Wayne Crone	28	565	816	29.8	9.9
Lake #2	N. F. Nehmer	20	495	773	29.6	8.9
Kane #2	John Emery	25	694	817	29.3	13.7
Sangamon	Louis Duewer	25	294	739	29.2	15.3
Carroll	Clyde Sisler	13	199	801	29.1	16.6
Southern Illinois	Orval Modglin	16	185	664	28.5	14.1
Whiteside	John Foster	25	382	778	28.4	9.2
Cook	Gerrit Laseur	25	645	735	28.2	13.0
McHenry #3	Beryl Barkman	27	807	782	28.1	11.0
Winnebago #1	Robert Peet	24	460	725	27.6	10.0
Effingham-Fayette	Lowell Kiger	16	268	711	27.5	11.2
Will #1	Don Swinford	26	535	754	25.9	11.6

Highest Producing Herd in Each Association

Association	Owner	No. cows	No. milk-ings daily	Breed	Milk	Fat
Douglas	Ed J. Yoder	13	2-3	PB&GH	1254	53.9
DuPage #2	C. E. Madelhoffer	14	2	P B H	1611	53.8
St.Clair-Monroe-Randolph	R. H. Hayes & Son	8	2	G J	1047	53.6
Kane #3	Frank J. Rief	37	2-3	FBH&GBS	1585	53.1
Moultrie	Noah B. Strohl	8	2	G J	869	52.6
Carroll	Wm. Werner	10	2	P G H	1440	52.1
Lake #2	Adelmer Farm	18	2-3	P B G	968	52.1
Ford	John Steinman	6	2	"	966	52.1



Montgomery	R. C. McReynolds	6	2	G J	980	52.0
Boone #3	S. A. Ellsworth	14	2	P B H	1384	51.8
McHenry #3	John Ellsworth	15	2	"	1269	51.4
Livingston	Rudolph Kraft	12	2	"	1470	50.6
Bureau-Stark	Arnold Siebenthal	6	2	PBBS	1381	50.4
Brown-Schuyler-Adams	Givens & Scott	19	2	G J	982	50.3
Stephenson #1	Melvin Dietmeier	23	2	PB&GH	1425	50.2
JoDaviess #1	Ernest Kupersmith	21	2	"	1407	49.8
Effingham #1	John Probst	11	2	"	1301	49.7
Henry-Rock Island	Ira Sellon & Sons	21	2	P B H	1565	49.2
Kankakee	Mrs. V. E. Beedy	28	2	G H	1445	49.2
Winnebago #3	Nicolson Bros.	11	2	PB&GH	1348	48.8
Tazewell #2	Ernest Worner	15	2	"	1304	48.8
Ogle	J. W. Hemingway	8	2	P B H	1278	47.9
Iroquois	Gale Schuler	7	2	Mixed	1212	47.1
Will #1	Frank Sayers	7	2	P B H	1475	46.1
Sangamon	J. Ward Hopwood	16	2	PB&GH	1317	46.1
Madison	Oscar Westerheide	16	2	"	1243	45.9
McHenry #2	Maywood Farm	23	2	P B H	1300	45.8
Knox	B. Everett Leigh	11	2	P B J	909	45.8
Lake #1	Cold Spring Farm	14	2-3	P B H	1314	45.3
Stephenson #2	Hansen & Bennethum	24	2	"	1249	44.8
Woodford	W. W. Taylor	15	3	"	1243	44.8
Winnebago #2	Nels Nelson	18	2	G H	1036	44.6
Tazewell #1	Jennis Bros.	36	2	G	915	44.4
Wabash Valley	G. Emmet Risley	9	2	PB&GJ	839	44.4
Coles	Jake Wilson	9	2	PB&GJ	867	44.2
Vermilion-Edgar-Clark	Ralph Woodbridge, Jr.	11	2	P B J	933	44.0
Christian	Glenn Younker	11	2	G G	869	43.7
Whiteside	Loyal Garrison	12	2	G G	872	43.5
McHenry #1	Leland Hegeman	48	2-3	H	1233	42.6
Southern Illinois	William Zeigler	9	2	Mixed	807	42.0
Hancock	J. Al Whitcomb	8	2	P B H	1358	41.9
Cook	Palanois Farm #2	15	3	"	1205	41.9
Kane #2	A. E. Howard Est.	16	2	P B H	1103	41.3
DeKalb	Joseph George	15	2	PB&GH	1195	41.2
Lee-Bureau	J. D. Milliken	8	2	PB&GG	877	41.0
Macoupin	H. W. Knoche	21	2	PB&GH	1122	40.2
Will #2	Lloyd Patterson	10	2	B S	985	39.7
Champaign	John Douglas	10	2	P B H	1158	39.6
Greene-Morgan	Ebert Walkington	9	2	G J	876	39.3
Winnebago #1	F. S. Lyford	8	2	GG&J	806	39.3
LaSalle-Marshall-Putnam	M. J. Anderson	21	2	G G	808	39.1
Boone #2	Carmichael & Schaeffer	32	2	PB&GH	1135	38.7
DeWitt-Macon-Piatt	S. R. Griffin	39	2	PB&GJ	790	38.6
Kendall	Rock Creek Farm	45	2	P B G	799	38.3
Effingham-Fayette	J. E. Franklin	7	2	PB&GG	752	36.8
Jo Daviess #2	R. D. Perry	19	2		1114	35.7

C. S. Rhode

J. G. Cash

Printed in furtherance of the Agricultural Extension Act, approved by Congress May 3, 1914. H. W. Mumford, Director Extension Service in Agriculture and Home Economics, University of Illinois, Urbana



REPORT OF  
DAIRY HERD IMPROVEMENT ASSOCIATIONS IN ILLINOIS  
July 1937

THE ODDS MAY BE LOWERED

THE LIBRARY OF THE  
SEP 13 1939  
UNIVERSITY OF ILLINOIS

The odds are against improving a high-producing dairy herd thru breeding unless dairymen follow a different cattle breeding program than Dairy Herd Improvement Association members have in the past. In fact, the odds of getting a bull that will improve a herd with a 400-pound butterfat average are about one to two. Out of every three bulls that have been mated to cows with production records between 400 and 450 pounds of fat one has improved production and two have lowered it. When the dams have higher records the odds are even greater, becoming one to four when the production approximates 500 pounds.

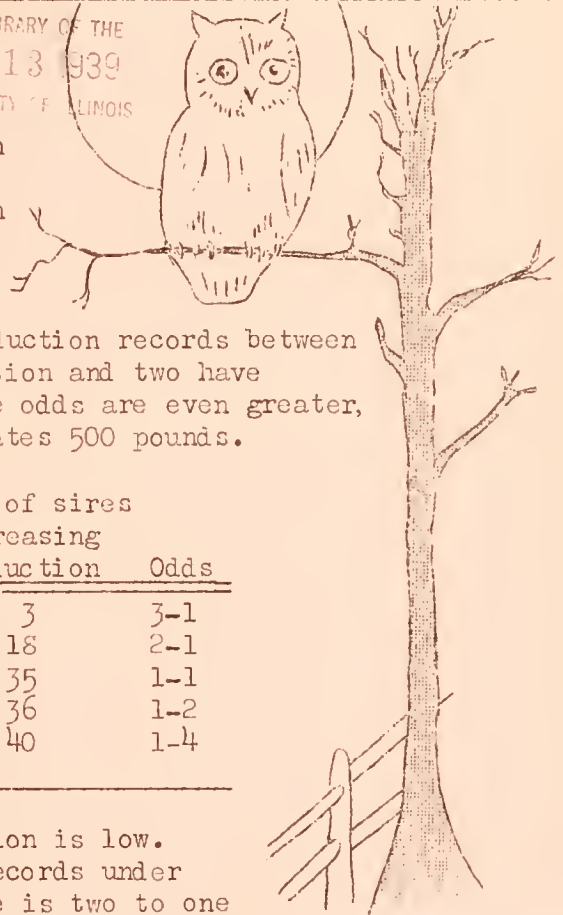
Group (Lbs. fat)	Av. production of group (Lbs. fat)	No. of sires increasing production	No. of sires decreasing production	Odds
Under 300	281	9	3	3-1
301-350	329	34	18	2-1
351-400	375	38	35	1-1
401-450	422	16	36	1-2
Over 451	509	9	40	1-4

The situation is different when production is low. Three out of every four bulls used on cows with records under 300 pounds of fat improved production. The chance is two to one when the production level is about 325 pounds and fifty-fifty when it is around 375 pounds. Dairymen with good herds cannot make progress if they have two sires that tear down production to every one that builds it up.

Greater care in the selection, use, and management of sires will greatly reduce the odds against the dairyman. A Dairy Cattle Breeding Program including the careful selection of sires, using them sparingly until proved, maintenance of clean herds, careful management, and continuous records will greatly reduce the chances now taken. Dairy Herd Improvement Association members may easily carry out this program thru the Cooperative Breeding Association Project.

TAZEWELL COUNTY ASSOCIATION HAS PROVED SIRE IN SERVICE

Fauvics Pride of Riverside, #349665, owned by the Tazewell County Jersey Breeding Association has proved to be an outstanding breeding bull. Fifteen daughters are in milk and five have finished one lactation record. The first five daughters to freshen averaged 409 pounds of butterfat and excelled their dams by 66 pounds. The type of his daughters is very pleasing and the udders are good. He is improving type, production, and udders. A half brother looks about as good and he will be proved during the year. Robert LaRosh, Charles Barnes, Ben Koch, Louis Koch, and F. E. Swartzendruber comprise the association. They own six bulls.







HONOR LIST FOR JUNE  
Average Production of Each Association

Association	Tester	No. herds	No. cows	Average milk	Average fat	Percent- age dry
Sangamon	Louis Duewer	25	307	663	36.8	11.1
Douglas	Ludie Knisley	15	145	802	35.2	4.1
Stephenson #1	Frank Ochsner	29	519	971	35.0	7.1
Winnebago #3	Dale Langholz	22	302	351	33.2	2.3
Tazewell #2	John W. Caldwell	24	343	759	32.7	9.6
Moultrie	P. J. Smith	27	360	687	32.6	8.6
JoDaviess #1	Carroll Spickler	28	507	902	32.4	6.9
Stephenson #2	Raymond Griffin	30	488	869	31.9	6.4
Livingston	Ival Lommele	22	252	790	31.5	10.7
Bureau-Stark	Kenneth Nielson	22	341	813	31.4	9.7
Ford	Leo Fryman	23	224	719	31.3	7.1
Brown - Schuyler - Adams	Andrew Harris	21	307	707	31.1	11.1
Kane #3	Charles Bennett	25	817	881	30.9	11.6
Coles	Gail Stone	24	317	641	30.9	7.3
DeKalb	James Hulmes	28	566	882	30.6	11.3
Woodford	Henry Blunier	19	256	754	30.6	7.4
Lee #1	Harold Folgate	27	454	815	30.4	6.6
Kankakee	Floyd Bailey	28	449	856	30.1	10.9
LaSalle-Marshall-Putnam	William Fewell	27	441	719	30.0	10.0
Christian	Kurt Berlin	20	261	606	29.9	5.7
Montgomery	Lowell Kiger	13	164	760	29.9	8.5
Ogle	Carl Lund	18	252	841	29.9	6.0
McHenry #2	Kenneth Goldy	25	685	815	29.7	11.4
Tazewell #1	Stephen Berei	13	391	709	29.6	11.3
Henry-Rock Island	George Koerper	23	286	810	29.6	6.3
Winnebago #2	Gilbert Baker	26	435	740	29.4	10.3
Lee-Bureau	Edward Marshall	26	268	732	29.3	8.2
Lake #1	Oren Nash	23	404	779	29.3	11.1
Kendall	Delbert Tharp	19	334	714	29.1	9.6
Boone #3	John Yurs	17	368	779	29.0	12.2
Carroll	Clyde Sisler	13	203	790	28.8	13.8
DeWitt-Macon-Piatt	Ludie Knisley	11	193	616	28.7	4.7
Cook	Gorrit Laseur	26	672	718	27.7	10.0
State Average		1269	22633	737	28.6	9.9
Lake #2	Norman Nehmer	21	533	735	28.6	9.8
Hancock	Andrew Harris	7	88	864	28.5	4.5
Iroquois	Lee Cunningham	26	365	738	28.5	14.2
McHenry #1	Leo Smith	23	619	735	28.2	11.1
Knox	Donald Nelson	24	408	614	27.8	11.0
Will #2	Carl Nelson	24	448	775	27.5	5.1
JoDaviess #2	Clyde Sisler	10	163	770	27.5	7.4
Kane #2	Donald Barkman	24	669	767	27.3	11.7
Winnebago #1	Robert Peet	23	431	723	27.3	10.9
Whiteside	John Foster	25	392	708	26.8	9.7
Vermilion-Edgar-Clark	Robert Starr	15	223	612	26.8	7.6
DuPage #2	Wayne Crone	28	569	726	26.7	11.4
DuPage #1	Chris Weigele	23	421	723	26.6	11.2
McHenry #3	Beryl Barkman	28	826	746	26.4	9.2
Greene-Morgan	Lester Steffen	24	413	622	26.0	9.0
Effingham	George Francis	26	282	653	25.3	12.1
Champaign	Wayne Dewar	17	177	623	25.3	9.0





Wabash Valley	Marshall Inman	25	398	523	24.9	12.6
St. Clair-Monroe-Randolph	Franz Schultze	27	424	635	24.9	17.0
Macoupin	Ray Minert	22	404	623	24.8	8.4
Illinois State	Raymond Buker	14	863	726	24.6	13.2
Madison	Earl Krieger	19	271	684	24.2	8.5
Will #1	Donald Swinford	27	548	717	24.2	11.1
Southern Illinois	Orval Modglin	14	162	553	23.1	9.3
Effingham-Fayette	Lowell Kiger	14	225	499	20.1	14.7

HIGHEST PRODUCING HERD IN EACH ASSOCIATION

Association	Owner	No. cows	No. milk-ings daily	Breed	Milk	Fat
Stephenson #2	M. R. Wessels & Son	15	2	PB&GH	1512	54.2
Boone #3	S. A. Ellsworth	14	2	PBH	1344	52.1
Stephenson #1	Walter Splinter	9	2	PBH	1398	51.7
Lake #1	Cold Spring Farm	15	2-3	PBH	1437	51.5
Kane #3	Frank J. Rief	35	2-3	PBH	1645	51.4
Douglas	Simon J. Marner	6	2	PB&GH	1100	50.1
Carroll	William Werner	10	2	PBH	1241	48.9
Henry-Rock Island	Ira Sellon & Sons	20	2	PBH	1567	47.7
Woodford	W. W. Taylor	15	3	PBH	1353	47.3
Lee-Bureau	J. D. Milliken	8	2	GG	915	47.1
Ford	John Stienman	6	2	PB&GG	927	46.9
Knox	B. Everett Leigh	11	2	PBJ	974	46.8
Moultrie	Noah B. Strohl	8	2	GJ	863	46.2
Iroquois	Edwin Meyer	9	2	GH	1314	45.7
Kankakee	Mrs. E. Beedy	27	2	GH	1245	45.7
Montgomery	Walter Huber	8	2	PB&GBS	1056	44.8
Winnebago #2	H. O. Kinkley	8	2	PBG	907	44.8
DuPage #1	Alfred E. Meyer	18	3	PBH	1223	44.5
McHenry #3	John Ellsworth	16	2	PBH	1230	44.4
Bureau-Stark	Arnold Siebenthal	7	2	PBBS	1235	44.3
Lake #2	Adelmer Farm	13	2-3	PBG	818	43.7
DeKalb	Leslie Mullins	15	2	PBJ	842	43.4
St. Clair-Monroe-Randolph	L. B. Eidman & Son	11	2	PB&GJ	918	43.3
McHenry #1	Leland Hegamen	45	2-3	H	1255	43.2
Kane #2	A. E. Howard Est.	13	2	PBH	1194	43.2
McHenry #2	Maywood Farm	23	2	PBH	1086	43.0
DuPage #2	Carlton Nadelhoffer	15	2	PBH	1463	42.9
Brown-Schuyler-Adams	Givens - Davis	17	2	GJ	1126	42.7
Livingston	William Hadden	21	2	GH	778	42.7
JoDaviess #1	Stadel Brothers	20	2	GH	1254	42.4
Christian	R. F. Brown	14	2	GJ&GH	1189	42.4
Cook	Palanois 2	15	3	PBH	861	42.4
Ogle	J. W. Hemingway	8	2	PBH	1229	42.2
Lee #1	T. E. Hilleson	11	2	PBH	1164	41.8
Winnebago #3	Nicolson Brothers	11	2	PB&GH	1119	41.7
Tazewell #2	Fred J. Weyrich	12	2	PB&GG	823	41.4
Kendall	Edward Hoge	7	2	GBS	1121	41.0
Will #1	Frank Sayers	6	2	PBH	1163	40.5
Vermilion-Edgar-Clark	Ora Staley	5	2	PB&GJ	694	40.1
Winnebago #1	J. H. Lyford	17	2	GJ	781	39.9
Effingham #1	Leo M. Dial	10	2	PB&GJ	700	39.9
Coles	Carl J. Wilson	11	2	PB&GJ	785	38.3



LaSalle	H. L. Gletty	11	2	FBH	1119	37.9
DeWitt-Macon Piatt	Frank Mills & Sons	10	2	PB&GJ	743	37.3
Whiteside	Loyal Garrison	12	2	GG	757	37.1
Hancock	Albert Weber	8	2	PB&GH	984	36.6
Sanganon	A. H. Tuxhorn	9	2	Mixed	849	36.6
JoDavie ss #2	Arthur Ashmore	19	2		957	36.0
Tazewell #1	Dennis Brothers	34	2	G	784	36.0
Will #2	Howard Klett	39	2	PB&GH	1127	35.7
Southern Illinois	Allen Rountree	5	2	PBJ	730	35.4
Greene-Morgan	H. D. Edwards	30	2	GJ	724	34.9
Wabash Valley	Chester McCord	10	2	PBJ	646	34.8
Macoupin	H. W. Knoche	22	2	PB&GH	906	33.6
Champaign	Francis Jutkins	17	2	BS	882	33.3
Madison	Ottwein Brothers	15	2	PB&GBS	783	30.9
Illinois State	East Moline St.					
	Hospital	40	2	GGH	903	29.0
Effingham-Fayette	Julian D. Ray	13	2	GJ&GH	699	27.8

REPORT OF ILLINOIS 500# BUTTERFAT COW CLUB  
FIRST SIX MONTHS, 1937

Association	Owner	Breed	Milk	Fat
Stephenson #1	W. T. Rawleigh Co.	P B H	13,312	535.8
Kane #3	Frank Rief	"	14,567	504.2
Kane #3	Porter Fox	PBBS	12,533	471.3
Coles	Andrew Honn	P B J	8,420	448.0
DeKalb	Weaver & Danielson	P B H	11,433	443.4
DeKalb	Orin Rimsnider	"	12,974	442.2
Effingham #1	Noble Priess	"	9,966	440.1
Winnebago #3	Lawrence Larson	G H	9,709	420.3
Kankakee	George Grob	"	9,559	418.8*
Woodford	W. W. Taylor	P B H	11,123	416.6
Tazewell #2	F. E. Swartzendruber	P B J	7,421	415.7
Lake #2	Adelmer Farm	P B G	7,041	414.6
DuPage #1	Alfred Meyer		12,227	414.3
Woodford	Frank Robison	P B H	12,584	407.7
Tazewell #2	Ernest Worner	"	10,676	406.5
Kane #3	Frank Rief	"	12,883	405.8
Bureau-Stark	E. R. Pettigrew	"	11,057	405.0
Moultrie	Illinois Masonic Home	"	11,586	401.9
DuPage #1	Alfred Meyer		12,080	398.1
Kane #3	Mooseheart Farm	P B H	13,756	395.3
DeKalb	Joseph George	"	9,203	395.3
Moultrie	Illinois Masonic Home	"	9,227	394.9
Henry-Rock Island	J. L. Rehn and Son	P B J	7,028	392.7
Winnebago #3	Arnsmeier & Alberstett	P B H	10,816	392.5
Moultrie	Illinois Masonic Home	"	10,515	391.7
DuPage #1	Alfred Meyer		9,745	391.5
DeKalb	Joseph George	P B H	10,208	390.8
Stephenson #1	Melvin Dietmeier	G H	9,494	390.6
Illinois State	Soldiers & Sailors Home	"	10,532	384.9
DeKalb	Joseph George	P B H	10,835	384.8
Winnebago #3	John R. Logan	"	10,381	383.1
Jersey	Theo. Ansell	M	8,991	382.6
Kane #3	Mooseheart Farm	G H	10,773	382.3
McHenry #2	Maywood Farm	P B H	8,908	380.3



Winnebago #3	John R. Logan	P B H	11,464	340.0
Kankakee	Mrs. Mary Taylor	"	11,241	379.1
DuPage #2	Carlton Madelhoff	G H	11,567	378.9
Tazewell #2	J. H. Holtzman	"	10,674	375.8
Stephenson #1	Melvin Dietmeier	"	10,900	374.4
Cook	Edison Dick	P B H	11,421	374.3
Woodford	Frank Robison	"	10,024	373.0
McHenry #2	Maywood Farm	"	9,786	372.7
Tazewell #2	Chris Yordy	P B G	6,799	372.1
Kane #3	Porter Fox	PBBS	9,491	371.2
Tazewell #2	H. M. Wood	P B H	10,147	371.0
DeKalb	Weaver & Danielson	"	11,305	369.3
Lake #2	Roney Farm	GH	9,757	368.9
Tazewell #2	Thornton Moberry	G B S	10,094	368.3
Stephenson #1	Herman Zurbriggen	P B H	10,974	365.3
Whiteside	Pettit & Mohrman	"	10,933	365.1
Stephenson #1	Melvin Dietmeier	G H	10,030	361.9
Livingston	J. J. Masching	P B H	9,098	361.8
Kane #3	Frank Rief	"	10,166	361.4
Kane #3	Geo. Hawkins	P B H	10,242	360.2
Christian	H. L. Deal	P B G	6,797	360.1
Ogle	J. W. Hemingway	P B H	9,711	359.7
DuPage #1	Alfred Meyer	"	9,631	359.2
Kankakee	Geo. Grob	G H	9,007	358.6*
Winnebago #3	Oscar Brauer	P B H	10,587	358.5
Wabash Valley	Chester McCord	P B J	5,475	358.5
Tazewell #2	Chas. Barnes	"	6,697	358.3
Stephenson #1	Melvin Dietmeier	P B H	10,627	356.7
Menard-Mason-Logan	Yapp and Goeke	"	9,323	356.6*
Tazewell #2	Ernest Worner	"	3,579	356.1
McHenry #2	Maywood Farm	"	10,512	355.9
Will	Alfred Krapf	G H	9,940	355.7
Cook	Palanois Farm #2	P B H	9,722	355.6
Moultrie	L. D. Seass	P B J	5,326	355.3
Livingston	Honegger Dairy	G G	7,797	354.7
Moultrie	L. D. Seass	P B J	6,842	354.3
DuPage #1	Chicago Guernsey Farm	P B G	7,563	354.2
Coles	Roy Gearhart	G J	6,760	354.1
LaSalle-Marshall-Putnam	Roy Atwood	P B G	6,271	353.8
Moultrie	Mrs. Reta Wilson	P B J	6,318	353.5
Winnebago #3	Roy Anderson	P B H	9,145	352.9
DeKalb	Weaver & Danielson	"	11,352	352.8
Woodford	C. M. Smith	G G	5,154	351.6
McHenry #2	Maywood Farm	P B H	11,447	352.0
Lake #2	Roney Farm	G H	9,308	351.5
Moultrie	L. A. Wheeler	G J	6,339	351.3
DeKalb	A. J. Boyle	G H	11,894	351.1
Kane #3	Mooseheart Farm	P B H	11,776	349.7
DeKalb	A. J. Boyle	G H	11,204	349.5
Winnebago #2	J. H. Pollard	"	9,392	348.7
Winnebago #3	Lawrence Larson	"	9,502	348.7
Tazewell #2	H. M. Wood	P B H	9,082	348.5
Kane #3	Frank Rief	"	11,045	348.0
Stephenson #1	Melvin Dietmeier	G H	9,795	347.9
McHenry #3	John Ellsworth	P B H	8,327	347.5





McHenry #2	Maywood Farm	P B H	9,678	347.2
Moultrie	Illinois Masonic Home	"	10,284	347.1
Bureau-Stark	W. W. Kenney & Co.	"	11,405	346.8
DuPage #2	Carlton Nadelhoffer	G H	10,863	346.7
Ford	Hafer & Sibley Est.	FBBS	8,935	345.6
McLean	Harold Birckelbaw	G G	6,054	345.1*
DuPage #1	Chicago Guernsey Farm	P B G	7,607	344.5
Moultrie	L. D. Seass	P B J	5,618	344.2
Jersey	Theo Ansell	G H	8,848	343.3
DuPage #1	Matthews Brothers		9,664	342.9
DeKalb	Weaver & Danielson	P B H	10,648	342.2
DuPage #2	Country Home Farm	G H	10,228	342.1
Livingston	Rudolph Kraft	P B H	9,433	341.3
Woodford	Frank Robison	G H	8,565	341.2
St. Clair-Monroe-Randolph	L. B. Eidman	P B J	7,005	341.1
Tazewell #1	Robins Nest Farm	G H	9,868	339.8
Tazewell #1	Dennis Brothers	G G	6,415	339.7
Kane #3	E. J. Baker	P B J	5,501	339.7
Kane #3	Mooseheart Farm	P B H	9,905	339.6
Vermilion-Edgar-Clark	W. A. Dennis	P B J	4,893	339.0
Cook	Edison Dick		9,201	338.6
DuPage #1	Chicago Guernsey Farm	P B G	7,131	338.5
Stephenson #2	Hansen & Bennethum	P B H	8,432	337.2
Kane #3	Winmoor Farm #1	P B H	9,025	337.1
Macoupin	H. W. Knoche	G H	8,297	337.1
Kane #3	Mooseheart Farm	"	8,785	336.9
Kane #3	" "	"	9,920	336.8
Coles	W. A. Myers	G B S	7,932	336.2
DuPage #2	Carlton Nadelhoffer	G H	10,976	336.0
Stephenson #1	W. T. Rawleigh Co.	P B H	9,722	336.0
McHenry #3	John Ellsworth	"	8,641	335.8
Kendall	Rock Creek Farm	P B G	7,146	335.3
Livingston	Rudolph Draft	P B H	9,549	334.9
McHenry #2	J. W. Hess	FBBS	7,955	334.6
Lake #2	Adelmer Farm	P B G	7,009	334.5
Moultrie	L. D. Seass	P B J	5,658	334.1
Will	Frank Sayers	P B H	9,369	333.8
Macoupin	Pocklington Bros.	G H	9,737	333.4
Illinois State	Illinois Pen (Pontiac)	"	10,436	333.2
Carroll	Strandsdale #1	"	9,248	332.8
Winnobago #3	Alvin Glawe	"	8,491	332.7
Kane #3	Mooseheart Farm	P B H	10,856	332.6
Livingston	Leslie Schade	G G	6,846	332.4
Stephenson #1	Walter Splinter	P B H	8,930	331.6
Kendall	Rock Creek Farm	P B G	6,362	330.7
Effingham #1	Leo Dial	P B J	6,576	330.6
St. Clair-Monroe-Randolph	A. D. Fulton	G J	6,344	330.5
Iroquois	Arthur Braens	P B H	10,105	329.8*
Tazewell #1	Dennis Brothers	G G	7,465	329.7
Greene-Morgan	Harold Kamm	G H	7,992	329.3
Winnobago #3	Alvin Glawe	"	8,986	328.9
Stephenson #1	Herman Zurbriggen	P B H	10,029	328.6
Cook	Edison Dick	G H	9,769	328.6
Winnobago #2	Maynard Whitman	P B H	8,919	327.9
Wabash Valley	G. E. Risley	G J	7,332	327.7
Sangamon	J. H. McCutcheon	"	6,468	327.4



Illinois State	Jacksonville State Hosp.	G H	9,566	327.1
Lake #2	H. Ames	P B H	9,882	326.8
Kane #3	Rendell & Hulmes	"	9,125	326.5
Winnebago #3	Roy Anderson	"	9,814	326.4
Winnebago #2	Clayton Hoisington	"	9,949	324.1
Bureau-Stark	Blazey & McCauley	G H	8,794	322.9
DeKalb	Fox & Arison	P B H	9,467	322.8
Knox	Ross Griffith	P B J	6,586	321.6
Moultrie	H. G. Floyd	"	6,359	321.4
Colles	Tony Rathe & Son	"	5,890	321.3
Tazewell #1	Dennis Brothers	G G	7,015	320.8
DuPage #2	Fred Anderman	"	9,868	320.2
DeKalb	Elwood and Nelson	P B H	9,057	320.1
Tazewell #1	Robins Nest Farm	G G	6,503	320.0
Kendall	Rock Creek Farm	P B G	6,833	319.9*
Effingham #1	Noble Priess	P B H	9,416	319.8
Stephenson #1	Walter Splinter	"	10,211	319.6
Woodford	Lee Scherer	G H	10,267	319.5
McLean	Roy Gilmore	G J	5,197	318.7*
Will	D. R. Milne	G H	10,784	318.6
Kane #3	Frank Rief	P B H	9,755	318.5
Winnebago #3	Roy Anderson	P B H	7,838	318.2
Menard-Mason-Logan	Yapp & Goeke	"	9,571	318.1*
Stephenson #1	Walter Splinter	"	9,061	317.8
Kane #3	Porter Fox	FBBS	8,148	317.5
St. Clair-Monroe-Randolph	L. B. Eidman	G J	7,170	317.2
Tazewell #2	Ernest Worner	P B H	9,163	316.8
Stephenson #1	Herman Zurbriggen	"	8,443	316.2
Kane #3	Rainbow Dairy	"	9,839	315.5
Bureau-Stark	E. R. Pettigrew	"	8,908	315.5
DuPage #1	Chicago Guernsey Farm	P B G	6,886	315.5
Stephenson #1	Melvin Dietmeier	G H	8,677	315.4
Stephenson #1	Herman Zurbriggen	P B H	9,927	315.3
Stephenson #2	Hansen & Bennethum	"	7,809	315.3
Vermilion-Edgar-Clark	W. A. Dennis	P B J	6,087	314.8
Tazewell #2	Chris Yordy	P B G	6,475	314.7
Winnebago #3	John Logan	P B H	8,590	314.6
Stephenson #1	Herman Zurbriggen	"	9,201	314.5
Moultrie	Ralph Encl	P B J	5,583	314.2
Lake #2	Adelmer Farm	P B G	5,067	314.1
Winnebago #1	F. S. Lyford	GG	7,447	313.6
Whiteside	Frank Reitzel	P B J	6,187	313.5
St. Clair-Monroe-Randolph	August Dieckman	P B H	9,273	313.4*
Carroll	Rush Carroll	G H	8,312	313.4
Lee-Bureau	Arthur Booth	FBBS	7,541	313.4
Ogle	John Cunningham	P B H	8,347	313.3
Effingham #1	Noble Priess	"	8,044	313.1
Macoupin	Blackburn College	"	8,857	312.6
Bureau-Stark	E. R. Pettigrew	"	7,742	312.1
DeKalb	Joseph George	"	7,760	311.4
Bureau-Stark	H. W. Kenney & Co.	"	10,161	310.7
Stephenson #1	Herman Zurbriggen	"	8,944	310.2
Illinois State	Illinois Pen. (Menard)	G H	9,095	310.1
Kane #3	Winmoor Farm #1	P B H	9,425	310.0
Winnebago #3	Oscar Brauer	"	8,632	309.5



Lee #1	Rockyford Dairy	P B H	8,950	309.4
McLean	Snow & Palmer	G G	5,524	309.4*
Tazewell #2	Fred Weyhrich	"	6,722	308.3
Ford	Hafer & Sibley Est.	PBBS	7,814	308.3
Lake #2	H. Ames	P B H	9,593	307.8
Moultrie	H. P. Bicknell	P B J	5,839	307.7
Moultrie	L. A. Wheeler	G J	5,881	307.1
Tazewell #2	Ernest Worner	P B H	7,698	307.0
Kane #3	Porter Fox	PBBS	7,635	307.0
Macoupin	H. W. Knoche	G H	8,127	306.3
Illinois State	Illinois Pen. (Pontiac)	G H	10,306	306.2
Ford	L. E. Rust	G G	6,446	306.2
Lake #2	Adelmer Farm	P B G	6,446	305.9
St.Clair-Monroe-Randolph	R. H. Hayes	G J	5,916	305.9
Woodford	W. W. Taylor	P B H	8,490	305.3
Lee #1	E. L. McCracken	"	8,594	305.1
Winnebago #3	Samuel Goldy	"	8,412	304.9
Bureau-Stark	H. J. Ham	"	9,249	304.8
Winnebago #3	L. A. Larson	"	8,816	304.6
Winnebago #3	Samuel Goldy	"	7,529	304.6
Tazewell #2	Louis Koch	G J	4,770	304.5
Ogle	Forrest Gillespie	P B H	9,221	304.4
Tazewell #2	H. M. Wood	"	10,819	304.1
Macoupin	H. W. Knoche	G H	7,654	304.1
Cook	Edison Dick	P B H	8,324	303.5
Kane #3	Porter Fox	PBBS	7,305	303.3
McLean	Snow and Palmer	G G	5,489	303.3*
Ogle	Ralph Thomas	G H	9,569	303.1
Illinois State	Illinois Pen. (Pontiac)	G H	9,507	303.1
Kane #3	E. J. Baker	P B J	5,663	303.1
McHenry #2	Maywood Farm	P B H	8,761	302.8*
Moultrie	L. D. Seass	G H	7,889	302.5
Winnebago #3	Roy Anderson	P B H	8,959	302.1
Tazewell #2	J. H. Holtzman	G H	8,733	302.0
Winnebago #2	Clayton Hoisington	P B H	9,005	301.7
Kane #3	Mooseheart Farm	"	9,639	301.6*
Woodford	W. W. Taylor	"	8,949	301.5
Tazewell #1	Robert Owen	G G	6,539	301.5
McLean	Snow and Palmer	"	5,218	301.2*
Winnebago #3	H. A. Two	P B H	7,697	301.1
Lake #2	Adelmer Farm	P B G	5,399	301.1
Illinois State	Illinois Pen. (Pontiac)	G H	8,877	301.0
DuPage #1	Chicago Guernsey Farm	P B G	6,906	301.0
Kane #3	Sybil Boutell	P B H	7,874	300.9
Bureau-Stark	Roy Neill	PBBS	7,916	300.7
DeKalb	Fox and Arison	P B H	8,177	300.2
Winnebago #3	Roy Anderson	"	7,562	300.1
Woodford	Schrock Brothers	G G	5,002	300.1
Ogle	Forrest Gillespie	P B H	8,577	299.8
Moultrie	J. T. Winnings	P B J	6,160	299.3
Tazewell #2	H. M. Wood	P B H	9,068	298.9
McHenry #2	Ralph Nichols	"	8,937	298.5
Henry-Rock Island	J. L. Rehn and Son	P B J	5,448	298.5
Brown-Schuyler-Adams	Givens and Scott	G J	4,943	298.5*
Livingston	Honegger Dairy	G G	6,325	298.3





DuPage #1	Matthews Brothers		8,336	298.2
Moultrie	Illinois Masonic Home	P B H	9,176	298.0
Winnebago #3	L. A. Larson	"	8,196	298.0
Stephenson #1	W. T. Rawleigh Co.	"	8,610	297.6
DuPage #1	Matthews Brothers		7,971	297.5
Bureau-Stark	Arnold Siebenthal	PBBS	7,584	297.5
Tazewell #2	Milo Miller	P B H	9,844	297.4
DeKalb	A. J. Boyle	G H	9,548	297.2
Knox	Ross Griffith	P B J	6,137	297.0
Ogle	Richard Magee	P B H	8,303	296.9
Stephenson #1	Clay Bridge	"	8,030	296.9
Kane #3	Porter Fox	PBBS	7,397	296.9
Kane #3	Porter Fox	PBBS	7,585	296.7
DuPage #1	Alfred Meyer		8,843	296.4
Moultrie	V. I. Winings	P B J	5,478	296.3
McHenry #3	John Ellsworth	P B H	7,213	296.1
Bureau-Stark	Blazey & McCauley	G H	7,081	296.1
Livingston	Rudolph Kraft	P B H	8,747	295.8
Kane #3	E. J. Baker	G H	8,397	295.7
Wabash Valley	Chester McCord	P B J	4,796	295.5
DuPage #2	Carlton Nadelhoffer	G H	8,777	294.8
Knox	Neilson & Jensen	G G	7,092	294.8*
Tazewell #2	Walter Frazee	P B J	5,080	294.6
Kane #3	Mooseheart Farm	P B H	8,072	293.8*
Knox	Johnson Brothers	G G	7,607	293.6
Kane #2	A. E. Howard Est.	P B H	8,266	293.5
Macoupin	Pocklington Bros.	G H	8,780	293.3
Winnebago #3	John Logan	P B H	8,683	293.1
Stephenson #1	Herman Zurbriggen	"	9,755	292.9
McHenry #3	Harmony Hills Farm		8,515	292.9
Carroll	Stransdale Farm #1	G H	7,994	292.7
Iroquois	Carl Frey	P B G	6,128	292.7
Tazewell #2	H. M. Wood	P B H	8,597	292.5
Sangamon	J. W. Hopwood	"	8,065	292.2
Winnebago #3	Roy Anderson	"	8,307	291.8
DeKalb	Joseph George	G H	9,064	291.5
Will	Alfred Krapf	"	9,604	290.8
Bureau-Stark	J. E. Monier	M	6,222	290.8
Stephenson #1	H. Neuschwander	PBBS	7,458	290.7
Kane #3	Walter Davis	P B H	6,932	290.7
Winnebago #1	F. S. Lyford	G J	5,721	290.7
Moultrie	L. D. Seass	P B J	5,523	290.7
St. Clair-Monroe-Randolph	August Dieckman	P B H	7,956	290.6*
Greene-Morgan	A. R. McCanathy	G G	5,996	290.6
Winnebago #1	George Pepper & Son	G J	5,326	290.5
Winnebago #3	Samuel Goldy	P B H	7,154	290.4
Tazewell #2	Mrs. T. LaRosh	G J	6,368	290.4
Wabash Valley	Chester McCord	P B J	4,979	290.1
Livingston	Leslie Schade	G G	5,588	289.8
Carroll	Edwin Keim	B S	7,976	289.7
Efingham #1	Leo Jansen	P B H	7,635	288.8
Sangamon	J. H. McCutcheon	G J	5,603	288.8
Kane #3	Mooseheart Farm	P B H	8,695	288.7
Stephenson #1	Herman Zurbriggen	"	6,647	288.7
Lake #1	Clarence Crowley	P B G	6,444	288.5
Wabash Valley	J. W. Childress	P B J	5,935	288.5





St. Clair-Monroe-Randolph	A. C. Kolmer	P B H	8,455	288.3
McHenry #3	John Ellsworth	"	7,618	288.2
Tazewell #2	Chris Yordy	P B G	5,896	287.9
Stephenson #2	Hansen & Bennethum	P B H	8,022	287.7
McLean	Snow and Palmer	G G	5,908	287.6*
Tazewell #2	Ernest Worner	P B H	8,430	287.5
Menard-Mason-Logan	Yapp and Goeke	P B H	8,229	287.5
McHenry #2	Ralph Nichols	"	8,768	286.8
Vermilion-Edgar-Clark	Ralph Woodbridge, Jr.	P B J	5,221	286.8
Woodford	W. W. Taylor	P B H	8,845	286.1
DeKalb	Elwood and Nelson	"	9,001	286.0
Winnebago #3	H. A. Two	"	7,215	286.0
McLean	Harold Birckelbaw	G G	4,987	286.0*
Illinois State	Jacksonville State Hosp.	G H	7,445	285.9
Knox	Ben Baird	G G	6,166	285.5
Illinois State	Illinois Pen. (Pontiac)	G H	8,517	285.4
Tazewell #2	Milo Miller	"	8,080	285.4
Winnebago #3	Sheldon & Newman	"	8,227	285.1
Will	J. W. Schilling	P B H	7,659	284.9
Will	Frank Sayers	"	7,335	284.9
DuPage #1	Matthews Brothers	"	8,333	284.7
DeKalb	T. E. Courtney	"	9,254	284.6
Lee #1	Rockyford Dairy	"	7,289	284.4
Illinois State	Illinois Pen. (Pontiac)	G H	8,720	284.3
McHenry #2	Maywood Farm	P B H	7,091	284.3
St. Clair-Monroe-Randolph	Andrew Eggemeyer	G H	7,636	284.2
Illinois State	Illinois Pen. (Menard)	"	7,547	284.2
Lake #1	A. J. Coltrin	P B H	7,535	284.2*
DuPage #1	Chicago Guernsey Farm	P B G	5,407	284.0
Tazewell #2	J. H. Holtzman	G H	7,697	283.9
Winnebago #3	John Logan	P B H	7,855	283.7
Effingham #1	Noble Priess	"	6,915	283.7
Stephenson #1	Lewis Mustert	G H	7,985	283.4
Stephenson #1	Clay Bridge	P B H	7,640	283.4
Woodford	W. W. Taylor	"	8,670	283.2
Ogle	Ralph Thomas	"	8,021	283.0
Winnebago #2	Clayton Hoisington	"	8,790	282.9
Will	Frank Sayers	"	8,241	282.8
Moultrie	E. G. Floyd	P B J	4,829	282.7
DeWitt-Macon-Piatt	Chas. Black	G J	4,889	282.4
Iroquois	Henry ZumMallen	G H	7,174	282.0
DeWitt-Macon-Piatt	S. R. Griffin	P B J	6,084	281.9
St. Clair-Monroe-Randolph	R. H. Hayes	G J	5,367	281.7
Kane #3	Geo. Hawkins	P B H	7,525	281.6
Kane #3	E. J. Baker	G H	8,317	280.6
Christian	George Spates	P B J	4,402	280.6
Kane #3	Winmoor Farm #1	G H	8,079	280.5
Kane #3	E. J. Baker	P B J	5,564	280.2
Tazewell #2	F. E. Swartzendruber	"	4,937	280.2
Tazewell #2	Chris Yordy	G G	4,942	279.6
Kane #3	Mooseheart Farm	P B H	7,360	279.5
Illinois State	Illinois Pen. (Pontiac)	G H	7,694	279.3
Kane #3	Rainbow Dairy	P B H	8,227	279.2
Kane #3	Rainbow Dairy	"	8,581	279.1
Tazewell #2	Ernest Worner	"	8,231	278.8
Kane #3	Rendell & Hulmes	"	8,960	278.2
Ogle	Ward and Brown	"	8,051	277.8



McLean	Ralph Quinton	G G	4,937	277.6*
Greene-Morgan	M. S. McCollister	P B H	8,206	277.2
Tazewell #2	Ernest Worner	G H	6,329	276.7*
Kane #3	Rendell & Hulmes	P B H	8,982	276.4
Kane #3	E. J. Baker	"	8,982	276.3
St. Clair-Monroe-Randolph	L. B. Eidman	G J	5,128	276.3
Will	Frank Sayers	P B H	7,860	276.1
Winnebago #3	John Logan	P B H	7,606	276.0
Woodford	Schrock Brothers	G G	6,222	275.8
Stephenson #1	Herman Zurbriggen	P B H	8,324	275.7
Will	D. R. Milne	G H	7,976	275.7*
Tazewell #1	Meadow Brook Farm	G G	7,025	275.7
St. Clair-Monroe-Randolph	A. D. Fulton	G J	5,803	275.6
Lee-Bureau	Glen Albricht	P B J	5,636	275.4
Vermilion-Edgar-Clark	T. D. Reynolds & Son	G G	4,989	275.4
Woodford	W. W. Taylor	P B H	6,583	275.3
Lee #1	Rockyford Dairy	"	7,633	275.2
Will	Frank Sayers	"	7,860	275.1
Winnebago #3	Nicolson Brothers	G H	7,494	274.9
Tazewell	Meadow Brook Farm	G G	6,469	274.4
Ogle	John Cunningham	P B H	6,782	274.2
McHenry #2	Maywood Farm	"	8,702	273.9
Kankakee	George Grob	M	6,159	273.9*
DuPage #1	Chicago Guernsey Farm	P B G	6,353	273.7
Kane #3	Frank Rief	P B H	8,319	273.6
Moultrie	A. B. Hall	P B J	4,777	273.6
Kane #3	E. J. Baker	G H	7,625	273.4
Greene-Morgan	Harold Kamm	"	7,442	273.3
Kane #3	Mooseheart Farm	P B H	7,851	273.2
St. Clair-Monroe-Randolph	William Schrage	"	9,005	273.1
Moultrie	Illinois Masonic Home	"	7,602	273.1
Kane #3	Mooseheart Farm	"	8,166	273.0
Effingham #1	Noble Priess	"	7,843	272.8
DuPage #2	Carlton Nadelhoffer	G H	8,324	272.7
Tazewell #2	A. P. Luft	PBBS	6,297	272.5
Boone #2	Frank Davis	P B G	5,603	272.4
Bureau-Stark	W. J. Finck	G H	7,235	272.3
St. Clair-Monroe-Randolph	William Schrage	P B H	8,335	272.2
Tazewell #2	J. H. Holtzman	G H	8,036	271.7
Livingston	Rudolph Kraft	P B H	7,158	271.6
Menard-Mason-Logan	Tapp and Goeke	"	6,582	270.8*
Knox	Ross Griffith	P B J	5,674	270.8
McLean	Harold Birckelbaw	G G	4,510	270.7*
Effingham-Fayette	Geo. Green Est.	P B G	4,387	270.3
Effingham #1	Adolph Walk	P B H	5,771	269.7
Tazewell #2	Fred Wryhrich	G G	5,526	269.7
Effingham #1	Allie Bierman	G H	7,965	269.5
Woodford	Frank Robison	P B H	7,948	269.4
Macoupin	Blackburn College	"	8,552	269.2
St. Clair-Monroe-Randolph	Andrew Eggemeyer	"	8,074	268.9
McLean	Snow and Palmer	G G	5,003	268.9*
Christian	H. L. Deal	G J	4,813	268.7
St. Clair-Monroe-Randolph	L. B. Eidman	G J	5,267	268.5
DuPage #2	Country Home Farm	G H	9,479	268.5
McHenry #2	Maywood Farm	P B H	6,016	268.1



Vermilion-Edgar-Clark	J. J. Herman	G H	8,310	267.3
DeKalb	T. E. Courtney	P B H	8,056	267.1
DeKalb	George Stryker	"	8,440	267.0
Ogle	Forrest Gillespie	"	8,106	267.0
McHenry #3	O. L. Putnam	P B J	5,175	266.9
Winnebago #2	Clayton Hoisington	P B H	8,085	266.7
Winnebago #1	George Pepper & Son	G J	5,133	266.7
DeKalb	Fox and Arison	G H	8,739	266.6
Moultrie	W. F. Farrell	G J	4,240	266.6
Winnebago #3	Sheldon & Newman	G H	6,967	266.4
Moultrie	H. G. Floyd	G J	5,744	266.3
Tazewell #2	Fred Weyhrich	G G	6,292	266.2*
Bond	Ed Hentz	P B H	7,465	266.1
Tazewell #2	J. C. Schweigert	G J	5,527	266.1
Kane #2	A. E. Howard Est	P B H	6,869	266.0
Ogle	Ward & Brown	G H	6,274	265.8
Greenc-Morgan	R. E. Stocker	G H	6,983	265.7
DeWitt-Macon-Piatt	S. R. Griffin	P B J	5,856	265.4
St. Clair-Monroe-Randolph	William Schrage	P B H	7,683	265.1
Wabash Valley	Chalon Titsworth	P B J	4,691	265.1
Kane #3	E. J. Baker	P B H	8,451	265.0
Kane #3	Winmoor Farm #1	G H	8,097	264.9
Kendall	Rock Creek Farm	P B G	5,411	264.8
DuPage #1	Chicago Guernsey Farm	"	6,275	264.7
Kane #2	A. M. Russell	P B H	7,921	264.5
McHenry #1	W. H. Gardner	"	8,340	264.4
Stephenson #2	C. J. Stauffacher	P B H	7,653	264.4
McLean	Snow and Palmer	G G	5,199	264.3*
Moultrie	V. I. Winings	P B J	5,130	264.2
Winnebago #1	J. H. Lyford	G J	5,390	263.9
Tazewell #2	Homer Oswald	G G	6,562	263.7
Kane #3	Mooseheart Farm	P B H	8,185	263.6*
St. Clair-Monroe-Randolph	L. B. Eidman	G J	6,200	263.4
DeKalb	B. W. Jones Trust	P B H	7,756	262.8
Menard-Mason-Logan	Yapp and Goeke	"	7,113	262.8*
Bureau-Stark	Roy Neill	P B H	6,529	262.8
Kane #3	Winmoor Farm #1	G H	7,902	262.6
Woodford	W. W. Taylor	P B H	6,508	262.6*
LaSalle-Marshall-Putnam	Roy Atwood	P B G	5,237	262.6
Tazewell #2	F. E. Swartzendruber	P B J	3,902	262.6
Will	H. C. Klett	P B H	8,220	262.1
Winnebago #2	H. O. Hinkley	P B G	4,791	261.8
St. Clair-Monroe-Randolph	R. H. Hayes	G J	5,675	261.7
Winnebago #3	Sheldon and Newman	P B H	7,691	261.3
Kane #3	Porter Fox	P B H	5,634	261.2
Tazewell #2	W. E. Naffziger	"	6,990	261.1
Moultrie	Mrs. Reta Wilson	P B J	4,795	261.1
Kane #3	George Hawkins	P B H	7,265	260.9
Woodford	Lee Scherer	G H	7,618	260.8
Vermilion-Edgar-Clark	T. D. Reynolds & Son	G G	5,399	260.7
Kane #3	E. J. Baker	P B J	4,842	260.4
Wabash Valley	Chester McCord	"	5,034	260.2
Woodford	Schrock Brothers	G H	6,131	260.1
McLean	Harold Birckelbaw	G G	4,949	260.1*
McLean	Joash Stutzman	G J	4,311	260.1*
Winnebago #2	H. O. Hinkley	P B G	5,226	259.9





Iroquois	Carl Frey	P B G	5,226	259.9
LaSalle-Marshall-Putnam	R. V. McKee	P B J	4,675	259.8
Tazewell #2	J. H. Holtzman	G H	7,323	259.6
Moultrie	Calvin Davis	P B J	4,635	259.6
Kane #2	A. E. Howard Est.	P B H	5,871	259.5
Tazewell #2	F. E. Swartzendruber	P B J	4,209	259.3
Livingston	Henry Kyburz	P B H	8,279	259.2
Macoupin	Blackburn College	"	7,268	259.2
Kane #2	A. E. Howard Est.	"	7,842	259.1
Whiteside	Pettit & Mohrman	"	7,608	259.1
Bond	Ed Hentz	"	7,672	259.0
McHenry #2	Maywood Farm	"	7,146	258.6*
St. Clair-Monroe-Randolph	L. B. Eidman	P B J	4,701	258.4*
Tazewell #2	F. E. Swartzendruber	"	4,905	258.1
DuPage #2	Country Home Farm	P B H	7,471	258.0
McLean	Snow and Palmer	G G	5,027	257.7*
Vermilion-Edgar-Clark	Ralph Woodbridge, Jr.	G J	5,629	257.6
Lee #1	L. A. Faivre	P B H	7,555	257.5
Woodford	Schrock Brothers	G G	4,952	257.4
Champaign	Marriott & Baker	PBBS	6,919	257.3
Jersey	Theo Ansell	G H	7,546	256.5
Winnebago #1	J. H. Lyford	G J	4,907	256.2
Macoupin	H. M. Shultz	P B H	7,723	255.8
McHenry #3	John Ellsworth	P B H	7,164	255.7
LaSalle-Marshall-Putnam	R. V. McKee	P B J	4,892	255.5
Tazewell #2	Mrs. T. LaRosh	"	5,172	255.3
Moultrie	L. D. Seass	"	4,959	254.5
Ogle	Ralph Pyse	G H	7,585	254.4
Tazewell #2	Louis Koch	G J	4,720	254.4
Whiteside	Pettit & Mohrman	G H	7,813	253.9
Kane #3	Mooseheart Farm	P B H	7,285	253.7
Macoupin	Pocklington Brothers	"	6,766	253.7
Iroquois	Mrs. C. W. Eisenmann	G H	7,867	253.3
Bureau-Stark	Roy Neill	PBBS	6,455	253.2
Macoupin	Blackburn College	P B H	8,373	253.0
Madison	Oliver Spitze	"	7,762	253.0*
Boone #2	Planbeck & Hughes	"	7,252	253.0*
Winnebago #3	Nicolson Brothers	G H	6,631	252.9
Effingham #1	Adolph Walk	P B H	7,554	252.8
Moultrie	V. I. Winings	P B J	4,869	252.8
Will	Alfred Krapf	G H	8,142	252.7
Kane #3	Winmoor Farm #1	"	7,499	252.5
Kane #3	E. J. Baker	P B H	8,894	252.0
Vermilion-Edgar-Clark	T. D. Reynolds & Son	P B J	4,608	251.8
DuPage #2	Carlton Nadelhoifer	G H	7,617	251.7
Illinois State	Soldiers & Sailors Home	"	7,913	251.4
Tazewell #2	A. M. Eisele	PBBS	5,804	251.4
Kane #2	A. N. Russell	G H	7,711	251.3
DeKalb	Weaver & Danielson	P B H	7,273	251.0
Illinois State	Illinois Pen (Menard)	G H	6,678	250.8
Lee #1	Prairie Trail Farm	"	7,553	250.5*
Tazewell #2	Chris Yordy	P B G	5,432	250.5
Wabash Valley	J. W. Childress	P B J	4,967	250.0

\*Not complete six months' information

C. S. Rhode


J. G. Cash

Printed in furtherance of the Agricultural Extension Act, approved by Congress May 8, 1914. H. W. Mumford, Director Extension Service in Agriculture and Home Economics, University of Illinois, Urbana




THE LIBRARY OF THE  
SEP 13 1937  
UNIVERSITY OF ILLINOIS

# Dairy Herd Members Watch the Cost



One cow with a production of 400 pounds of butterfat will normally return as much above the cost of her feed as 5 average cows. In one association a herd of 11 good cows returned \$84 more above the cost of their feed than 24 low producing cows in another herd, and produced 39,591 pounds less total milk.

A good producing herd will produce one hundred pounds of milk or one pound of butterfat at a 30 to 50 percent less cost than an average herd.



Having the above facts well in mind from study of their own records, Dairy Herd Improvement Association members are constantly making adjustments that are designed to improve the net income. A report from the Brown-Schuyler-Adams Association states that 6 members have already seeded rye or winter barley for late fall and spring pasture and that others will do so soon. Five members seeded alfalfa last spring and 5 additional fields will be seeded this month. With few exceptions, the members will have a carefully planned pasture program next year. The idea is to have other green forages to supplement blue grass thruout the pasture season. Rye, winter barley, sweet clover, and sudan grass will be used.

Many Will County members expect to construct safety exercising yards for their bulls. Under present conditions several bulls run with the herds. Cows are bred too soon after freshening, heifers are bred too young, and breeding dates are difficult to keep.

With an abundant oat crop many members are using large quantities of cheap oats in the rations. From the St. Clair-Monroe-Randolph Association word comes that sudan grass is "tops" in assuring a high return with low cost. A change in the dairy ration on one McHenry County farm reduced the feed cost of producing a hundred pounds of milk 38 cents and increased the returns for each dollar spent for feed 81 cents. Reports from Madison, Tazewell, and Will Counties state that cows are being closely culled.



HONOR LIST FOR AUGUST

Average Production of Each Association

Association	Tester	No. herds	No. cows	Average milk	Average fat	Percentage dry
Brown-Schuyler-Adams	Andrew Harris	21	319	672	30.1	6.3
Douglas	Ludie Knisley	15	146	697	29.8	11.0
Tazewell #2	John Caldwell	24	334	674	29.7	7.8
Coles	Harold Gillespie	23	295	592	27.9	8.5
Moultrie	P. J. Smith	26	358	585	27.5	16.5
Kankakee	F. D. Bailey	29	482	781	27.5	7.7
LaSalle-Marshall-Putnam	William Fewell	26	423	669	27.0	9.2
McLean	Raymond Dauwalder	28	509	551	26.9	10.2
Stephenson #1	Franz Ochsmar	29	512	729	26.8	6.8
Ford	Leo Fryman	22	215	632	26.7	12.6
Hancock	Andrew Harris	6	63	741	26.5	4.8
Iroquois	Lee Cunningham	24	323	667	26.4	10.5
Livingston	Ival Lommele	22	248	656	26.5	12.9
DeWitt-Macon-Piatt	Ludie Knisley	10	187	570	25.9	7.5
Winnebago #2	Gilbert Baker	26	445	669	25.8	10.1
Carroll	Clyde Sisler	12	136	709	25.7	10.2
Tazewell #1	Steven Berei	12	391	643	25.6	10.7
DeKalb	James Hulmes	28	592	743	25.5	9.5
McHenry #1	Leo Smith	24	645	655	25.5	10.9
Christian	Kurt Berlin	20	266	516	25.5	8.6
Kane #3	Charles Bennett	23	771	753	25.4	17.0
Vermilion-Edgar-Clark	Robert Starr	15	233	564	25.4	12.4
Kendall	Delbert Tharp	19	348	626	25.0	9.2
Woodford	Henry Blunier	19	253	596	24.6	11.9
Lee-Bureau	Gail Stone	24	256	629	24.5	10.9
Kane #2	Donald B. rkman	23	647	708	24.4	13.9
Sangamon	Louis Duwer	25	308	603	24.4	9.4
Stephenson #2	Raymond Griffin	30	509	658	24.3	8.6
Henry-Rock Island	George Koerper	23	295	656	24.2	9.8
Montgomery	Lowell Kiger	12	156	555	24.1	12.8
Bureau-Stark	Kenneth Nielson	22	325	621	24.0	17.8
State Average		1233	22308	623	23.9	12.3
Wabash Valley	Marshall Inman	26	412	504	23.9	10.2
Jo Daviess #1	Carroll Spickler	28	520	638	23.8	6.2
Lake #2	N. F. Nehmer	22	514	619	23.5	11.5
Champaign	Wayne Dewar	19	206	572	23.5	13.1
Boone #3	John Yurs	17	356	666	23.3	13.2
McHenry #2	Kenneth Golay	26	718	645	23.1	15.2
St. Clair-Monroe-Randolph	Franz Schultze	28	451	600	22.9	20.0
Greene-Morgan	Lester Steffen	23	406	540	22.9	14.3





DuPage #2	Wayne Crone	29	571	635	22.8	11.6
Will #1	Don Swinford	27	560	655	22.6	12.3
Winnebago #3	Dale Langholf	23	317	607	22.3	18.3
Cook	Gerrit Laseur	25	671	591	21.8	15.2
Southern Illinois	Orval Modglin	16	195	480	21.6	9.2
Effingham #1	George Francis	26	291	525	21.5	15.5
Boone #2	Glenn Garvin	21	453	608	21.4	13.0
Winnebago #1	Robert Peet	22	435	553	21.3	13.8
Illinois State	Raymond Buker	14	838	635	20.9	17.8
Will #2	Carl Nelson	30	619	571	20.8	8.6
McHenry #3	Beryl Barkman	28	832	593	20.6	12.6
Ogle	Carl Lund	17	249	550	20.4	15.3
Madison	Earl Krieger	20	293	575	20.1	16.4
Macoupin	K. Ray Minert	21	384	503	20.1	21.1
Whiteside	John Foster	23	357	504	20.0	17.1
JoDaviess #2	Clyde Sicler	9	153	518	19.8	10.5
Jersey	Earl Krieger	11	167	478	19.3	20.4
Bond	Harold Gillespie	6	85	422	17.7	28.2
Effingham-Fayette	Lowell Kiger	12	199	430	17.6	19.1

Highest Producing Herd in Each Association

Association	Owner	No. cows	No. milk-ings daily	Breed	Milk	Fat
Kane #3	Frank J. Rief	31	2&3	PBH	1,658	49.5
Kane #2	A. E. Howard Est.	19	2	"	1,363	48.6
Moultrie	T. L. Ridgway	7	2	"	1,242	43.0
McLean	Grant Kinsey	16	2	GG	897	43.4
DuPage #2	John Bintzler	11	2	PBJ	1,013	43.0
Brown-Schuyler-Adams	Givens - Davis	20	2	GJ	792	43.0
Stephenson #2	Charles Thorens	15	2	M	1,122	42.3
Vermilion-Edgar-Clark	Vermilion County Farm	12	2	PBH	1,161	42.1
Iroquois	H. P. Zum Mallen	9	2	PB&GH	1,077	41.0
McHenry #1	Leland Hegeman	42	2&3	PB&GH	1,179	40.8
Henry-Rock Island	Ira Sellon & Sons	21	2	PBH	1,383	40.2
Ford	Wm. Hafer	8	2	GBS	1,001	40.1
JoDaviess #1	Glenn Blair	17	2	PB&GH	935	39.9
DeKalb	A. J. Boyle	18	2	M	1,059	39.2
Kankakee	Ash Grove #1	26	2	GH	1,105	38.8
Boone #3	S. A. Ellsworth	14	2	PBH	1,080	38.6
Tazewell #2	Robert Allen	22	2	PB&GG	732	38.3
Douglas	Simon J. Warner	6	2	PB&GH	824	37.9
LaSalle-Marshall-Putnam	Keenan Bros.	9	2	GH	1,184	37.8
Lake #2	Adelmer Farm	20	2	PBG	751	37.6
Bureau-Stark	J. E. Monier	13	2	M	853	37.2
Christian	H. L. Dal	12	2	M	742	37.0
Stephenson #1	John Yarger	12	2	PBBS	967	36.7
Coles	W. C. Storm	11	2	PB&GJ	673	36.6
Will #1	F. F. Ellison	13	2	PB&GH	1,038	36.3





Wabash Valley	Walter Morris	9	2	PBH	1,079	36.1
Winnebago #3	Sheldon & Newman	18	2	PB&GH	1,064	35.6
Winnebago #2	Wilbur Sawdey	30	2	GJ&H	827	35.6
Sangamon	J. H. McCutcheon	14	2	GJ	748	35.6
Champaign	Clyde Clifton	7	2	H	976	35.3
Cook	E. J. Bush	22	2	PB&GH	1,100	34.6
Lee-Bureau	Short & Johnson	12	2	"	1,034	34.6
Winnebago #1	Wade B. Hested	11	2	GH	953	34.6
Tazewell #1	Dennis Bros.	37	2	G	761	34.6
Ogle	R. B. Lecher	5	2	PBJ	681	34.6
Livingston	Henry Harper	7	2	GG	824	34.5
Greene-Morgan	H. D. Kamm	32	2	PB&GH	922	34.3
Woodford	Muller Bros.	16	2&3	"	984	34.2
Effingham #1	Leo M. Dial	9	2	PB&GJ	593	34.2
McHenry #2	John W. Hess	29	2	PB&GBS	837	34.1
Kendall	Rock Creek Farm	51	2	PBG	761	33.8
Montgomery	Gade Ostermann	12	2	GG	743	33.8
Will #2	Ralph Kemmerer	7	2	GH	872	33.6
Madison	H. E. Dorsey & Son	14	2	GH&GJ	893	33.5
Carroll	Stransdale Farm #1	49	2	PBH	975	33.3
McHenry #3	John Ellsworth	16	2	PBH	897	32.9
DeWitt-Macon-Piatt	Frank Mills & Son	10	2	PB&GJ	697	32.9
St. Clair-Monroe-Randolph	L. B. Eidman & Son	11	2	"	629	31.9
Whiteside	Ted Shults	12	2	PBJ	736	31.8
Macoupin	Pocklington Bros.	19	2&3	PB&GH	947	31.2
Effingham-Fayette	Schumacher & Ballard	14	2	GH&G	792	30.8
Hancock	E. B. Whitcomb	11	2	PBH	838	29.9
Bond	J. J. Copeland	19	2	PBJ	539	29.8
Southern Illinois	Wm. Zeigler	9	2	M	619	29.7
Boone #2	A. H. McMaster	14	2	PB&GH	913	29.6
Jersey	J. V. Kallal & Sons	8	2	"	861	29.0
Menard-Mason-Logan	Yapp & Goeke	12	3	PBH	892	28.3
JoDaviess #2	J. L. Groezinger	25	2	PB&GG	695	26.9
Illinois State	Elgin State Hospital	61	2	GH	795	25.9

C. S. Rhode  
J. G. Cash


Printed in furtherance of the Agricultural Extension Act approved by Congress May 8, 1914. H. W. Mumford, Director Extension Service in Agriculture and Home Economics, University of Illinois, Urbana.



REPORT OF  
DAIRY HERD IMPROVEMENT ASSOCIATIONS IN ILLINOIS  
October, 1937

THE LIBRARY OF THE  
SEP 13 1939  
UNIVERSITY OF ILLINOIS

A larger income from the dairy herd is in store for many dairy-men if they give careful attention to the dairy feeding problems and make adjustments where they are indicated. Altho prices of butterfat are low in relation to meat animals, this winter's feeding period will be more favorable for dairy producers than last year. From April to August there has been some decline in the farm prices of dairy products. However, the decline in the farm prices of feed grains and the prices of by-product feeds has been much greater. The expected seasonal rise in dairy prices should improve the dairyman's position. With an adequate supply of farm feeds in most sections of the state the feeding problems will be simplified this winter. There are, however, a few points in feeding that should be kept in mind.



#### INVENTORY THE FEED SUPPLY

The policy of determining the number of tons of hay and silage and the bushels of corn, oats, barley, soybeans, and other farm grains available for the milking herd is a good one. There may be plenty of silage and a short hay supply. In that case it might be better to feed heavy on silage and lighter on hay and balance the grain mixture accordingly. The corn supply may be large and the oat supply small. A grain mixture could be planned to meet the situation.

After the feed requirements for the winter have been figured and the available feed supply known it is an easy matter to determine the amount and kind of purchased feed required. Those who follow such a procedure usually feed good rations at the lowest cost and find making radical, expensive changes unnecessary.

#### KEEP THE COST LOW

The feed cost of producing a pound of butterfat or a hundred pounds of milk may be twice as much on some farms as it is on others. The kind of cow has a lot to do with it but the ration and way the cows are fed also are important considerations. Farm grains supplemented with feeds that furnish protein at the lowest cost will make the best grain ration this winter. At present prices, ground soybeans, cottonseed meal, corn gluten meal, soybean oil meal, and linseed meal are the cheapest sources of protein in approximately the order listed.



### BALANCE THE GRAIN MIXTURE

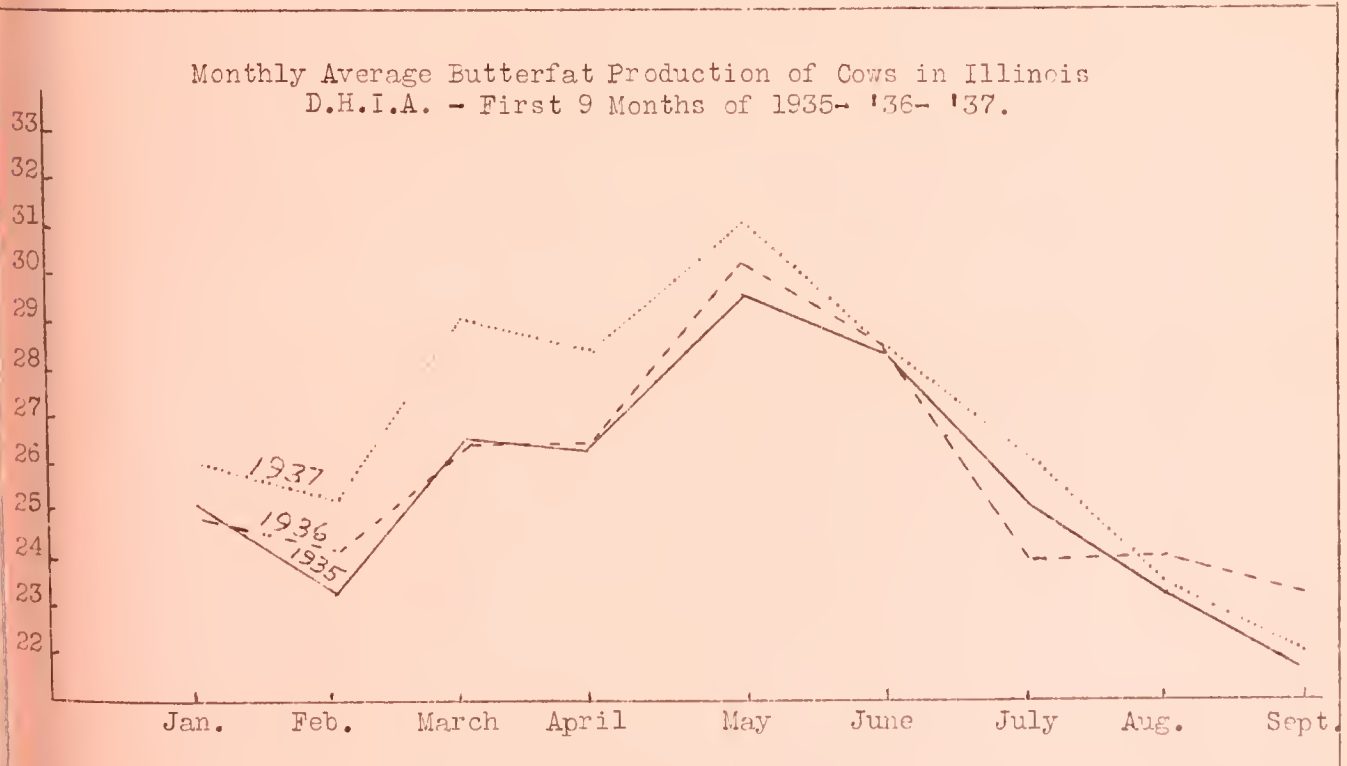
Balance the grain mixture to fit the available roughage. If the available roughage supply consists only of good legume hay, the grain mixture should contain from 11 to 12 percent total protein. If the roughage is partly legume and partly non-legume such as alfalfa, clover, or soybean hay and silage or fodder, the grain mixture should contain from 13½ to 15 percent total protein depending somewhat upon the quality of the hay. If the roughage is all non-legume the grain mixture should contain 16 to 17 percent total protein.

### FEED ACCORDING TO PRODUCTION

Feed grain according to production. Feed approximately 1 pound of grain for each 4 to 4½ pounds of milk produced daily to Holsteins and Brown Swiss; 1 pound of grain to each 3 to 3½ pounds of milk to Guernseys; and 1 pound of grain to 2½ to 3 pounds of milk for Jerseys. Reduce the rate of feeding grain to the lower producers. Cows producing only small amounts of milk and dry cows will usually do well on plenty of good roughage alone.

### GOOD COWS PAY MORE FOR FEED

Good cows well fed and cared for will return a much higher price for the feeds they consume than low-producing cows. One way for dairymen to get a higher price for their grain is to cull the low-producing cows from the herd. High beef prices also make this adjustment attractive.







HONOR LIST FOR SEPTEMBER  
Average Production of Each Association

Association	Tester	No. herds	No. cows	Average milk	Average fat	Percentage dry
Vermilion-Edgar-Clark	Franklin Benton	16	243	491	29.8	11.3
Tazewell #2	Robert Starr	23	324	598	27.1	12.7
Kane #3	Charles Bennett	24	815	753	26.4	13.6
Brown-Schuyler-Adams	Andrew Harris	20	325	568	26.0	6.8
Lake #1	Francis Warberg	24	419	695	25.7	14.3
Hancock	Andrew Harris	5	53	707	25.4	7.5
Iroquois	Lee Cunningham	25	328	643	25.1	10.4
Coles	Harold Gillespie	22	298	488	25.1	18.8
Douglas	Ludie Knisley	15	141	566	24.9	14.2
Livingston	Ival Lommele	23	253	623	24.6	11.5
Winnebago #2	Gilbert Baker	26	455	629	24.5	11.0
McLean	Raymond Dauwalder	28	513	494	24.5	9.9
Moultrie	P. J. Smith	27	359	500	24.3	17.0
Ford	Leo Fryman	21	205	554	24.2	13.7
Kane #2	Donald Barkman	25	680	635	24.1	13.5
Kankakee	Floyd Bailey	28	500	658	23.9	10.6
DeWitt-Macon-Piatt	Ludie Knisley	7	161	501	23.8	9.9
Kendall	Delbert Tharp	19	348	573	23.5	12.1
Woodford	Henry Blumier	19	253	554	23.3	11.1
Wabash Valley	Glenn Rouse	17	301	454	23.3	12.6
Lee-Bureau	Gail Stone	24	244	560	23.1	13.5
Tazewell #1	Steven Berei	11	373	561	23.0	13.9
Champaign	Raymond Azbill	21	228	534	22.9	8.8
Knox	Donald Nelson	23	397	480	22.7	12.1
Boone #3	John Yurs	19	396	642	22.6	12.4
McHenry #1	Leo Smith	27	711	587	22.6	12.4
Lake #2	Norman Nehmer	24	523	574	22.6	13.0
Stephenson #1	Frank Ochsner	29	512	611	22.5	13.7
St. Clair-Monroc-Randolph	Franz Schultze	26	434	575	22.3	16.8
State Average		1233	22531	569	22.1	13.7
Bureau-Stark	Kenneth Nielson	23	335	575	22.0	17.9
McHenry #2	Kenneth Goldy	29	808	615	21.8	13.9
Cook	Gerrit Laseur	25	684	577	21.8	17.0
DuPage #2	Wayne Crone	23	571	596	21.7	16.6
DeKalb	James Hulmes	28	591	613	21.6	13.5
Will #1	Don Swinford	27	555	622	21.5	11.7
Illinois State	Raymond Buker	14	360	631	21.4	13.7
Christian	Kurt Berlin	20	253	431	21.3	14.6
Stephenson #2	Raymond Griffin	29	496	578	20.8	11.5
Henry-Rock Island	George Koerper	25	303	532	20.8	14.3
McHenry #3	Beryl Barkman	26	793	579	20.7	14.6
Sangamon	Louis Duewer	25	317	508	20.7	11.0
Winnebago #1	Robert Peet	21	383	505	20.3	13.6
Montgomery	Lowell Kiger	12	155	466	20.3	20.0
Will #2	Carl Nelson	27	622	549	20.2	11.9
JoDaviess #1	Carroll Spickler	23	501	515	19.9	14.8
Winnebago #3	Dale Langholf	22	299	550	19.8	27.1
Boone #2	W. H. Hansen	21	482	556	19.6	13.7
Effingham	George Francis	27	287	482	19.6	15.3
Southern Illinois	Orval Modglin	20	282	439	19.2	13.8
Jersey	Earl Krieger	12	193	449	19.0	18.1
Ogle	Carl Lund	16	223	521	18.9	17.5



Greene-Morgan	Lester Steffen	25	418	438	18.5	18.7
Effingham-Fayette	Lowell Kiger	14	237	422	18.2	13.9
Macoupin	Ray Minert	22	370	441	17.9	21.9
Madison	Earl Kreiger	19	286	501	17.2	22.7
Whiteside	Eward West	22	325	440	17.0	21.8
Bond	Harold Gillespie	6	86	361	14.3	29.1

Highest Producing Herd in Each Association

Association	Owner	No. cows	No. milk-ings daily	Breed	Milk	Fat
Vermilion-Edgar-Clark	Paul Behmer	7	2	J	1225	59.8
Lake #1	J. D. Allen	13	2-3	H	1568	50.8
Kane #3	Frank J. Rief	33	2-3	P B H	1460	48.3
Menard-Mason-Logan	Yapp and Goeke	13	3	"	1214	44.1
Kane #2	A. E. Howard Est.	20	2	"	1172	43.9
St. Clair-Monroe-Randolph	L. B. Eidman & Son	10	2	PB&GJ	770	42.7
McLean	Forrest Lemons	19	2	Mixed	805	39.0
Wabash Valley	Chester McCord	11	2	J	685	38.8
Tazewell #2	F. E. Swartzendruber	12	2	B S	648	38.6
McHenry #3	John Ellsworth	17	2	P B H	977	38.1
DuPage #2	John Bintzler	10	2	P B J	836	37.6
Knox	B. E. Leigh	12	2	"	700	37.4
McHenry #1	Carey and Hanford	24	2	PB&GG	740	37.3
Moultrie	Frank Emel	12	2	P B J	750	37.2
Stephenson #1	John Yarger	12	2	PBBS	965	36.9
Iroquois	H. D. Zumfellen	10	2	PB&GH	1136	36.8
Kendall	Edward Hage	8	2	"	962	36.2
Macoupin	Pocklington Bros.	17	2-3	PB&GH	1040	35.9
Will #1	T. F. Ellison	18	2	"	960	34.8
Brown-Schuyler-Adams	Spencer Brothers	13	2	G J	670	34.8
Henry-Rock Island	Ira Sellon & Son	19	2	P B H	1155	34.7
Cook	Earl J. Bush	22	2	PB&GH	1035	34.6
Coles	W. O. Storm	11	2	PB&GJ	574	34.5
Southern Illinois	Ebb Hargrave	15	2	G H	736	34.0
Douglas	Yoder and Kuhn	10	2	PB&GJ	694	33.8
Boone #3	Hans Peterson	22	2	PB&GH	928	33.7
Champaign	R. L. Adair	16	2	"	716	33.4
Bureau-Stark	Arnold Siebenthal	7	2	PBBS	809	33.2
Winnebago #2	H. O. Hinkley	8	2	P B G	685	32.6
Christian	H. L. Deal	13	2	Mixed	642	32.6
JoDaviess #1	Adolph Krug	18	2	G B S	786	32.3
McHenry #2	John W. Hess	29	2	PB&GBS	749	32.3
Woodford	W. W. Taylor	16	3	P B H	941	32.2
Stephenson #2	Charles Thorens	16	2	Mixed	910	32.0
Montgomery	R. C. McReynolds	5	2	G J	668	31.8
Piatt-DeWitt-Macon	C. S. Bogardus	17	2	PB&GG	617	31.7
Lake #2	Adelmer Farm	20	2	P B G	594	31.7
Greene-Morgan	Driver Bros.	14	2	Mixed	927	31.6
Kankakee	Ash Grove Herd #2	32	2	G H	835	31.6
DeKalb	Clyde Hueber	19	2	PB&GH	898	31.5
Hancock	Albert Weber	8	2	"	884	31.5
Madison	H. E. Dorsey	15	2	GH&GJ	821	31.5
Ford	Clarence Goodrich	12	2	PB&GG	743	31.3
Effingham	Leo M. Dial	9	2	PB&GJ	631	31.3
Sangamon	J. H. McCutcheon	13	2	G J	661	31.1
Livingston	Goo. Frederiksen	6	2	PB&GH	918	30.8



Ogle	Ralph R. Thomas	11	2	PB&GG	743	31.3
Effingham-Fayette	Schumacher & Ballard	14	2	GH&G	791	30.1
Winnebago #1	J. H. Lyford	17	2	G G	577	29.9
Winnebago #3	Sheldon & Newman	17	2	PB&GH	829	29.6
Boone #2	Swanson & Wait	18	2		859	29.5
Lee-Bureau	Frank McDonald	13	2	P B A	680	29.1
Tazewell #1	Meadowbrock Farms	47	2	G	627	23.8
Whiteside	Richard Shultz	12	2	J	666	28.5
Will #2	Walter Stoevens	17	2	PB&GH	799	28.4
Jersey	Theo Ansell	10	2		707	28.4
Illinois State	State Pen. (Menard)	60	2	G H	787	25.6
Bond	Gene Ferguson	16	2		704	23.2

REPORT OF ILLINOIS 500# BUTTERFAT COW CLUB --  
FIRST NINE MONTHS, 1937

Association	Owner	Breed	Milk	Fat
Stephenson #1	W. T. Rawleigh	P B H	18,504	748.7
Kane #3	Frank Rief	"	20,817	733.9
Kane #3	Porter Fox	PBBS	17,491	651.2
Coles	Andrew Honn	P B J	11,079	592.0
DeKalb	Orin Rimsnider	P B H	17,017	589.6
DeKalb	Joseph George	"	13,954	584.0
Effingham	Noble Priess	"	13,665	570.4
Kane #3	Mooseheart Farm	"	19,043	552.8
Moultrie	Illinois Masonic Home	"	15,617	551.3
Moultrie	Illinois Masonic Home	"	12,812	547.8
Woodford	W. W. Taylor	"	14,774	543.1
Kane #3	Frank Rief	"	17,561	543.0
Kane #3	Mooseheart Farm	G H	14,834	535.9
Kendall	Rock Creek Farm	P B G	11,225	529.3
Lake #2	Adelmer Farm	"	8,963	527.0*
Moultrie	Illinois Masonic Home	P B H	13,527	524.9
DeKalb	Weaver & Danielson	"	13,931	520.5
Winnebago #3	Arnsmeier & Alberstett	"	13,287	519.6
Kane #3	Mooseheart Farm	"	14,564	517.8
Tazewell #2	H. M. Wood	"	14,489	517.0
Henry-Rock Island	J. L. Rehn	P B J	9,480	515.3
McHenry #2	J. W. Hess	PBBS	12,272	513.2
Tazewell #2	Ernest Worner	P B H	13,532	513.9
Kane #3	Mooseheart Farm	"	15,573	511.8
Kane #3	George Hawkins	"	14,144	511.8
Stephenson #1	Melvin Dietmeier	G H	12,874	511.6
DeKalb	Joseph George	P B H	13,283	511.1
Woodford	Frank Robison	"	15,157	510.3
McLean	Snow and Palmer	G G	8,992	508.6
Winnebago #3	John Logan	P B H	13,903	508.3
Moultrie	L. D. Seass	P B J	8,253	507.8
Stephenson #1	Melvin Dietmeier	G H	13,763	504.9
Moultrie	Mrs. Reta Wilson	P B J	9,020	501.2
Tazewell #2	H. M. Wood	P B H	13,304	500.4
Tazewell #2	F. E. Swartzendruber	P B J	8,918	500.3*
McHenry #2	Maywood Farm	P B H	12,036	498.7
Winnebago #3	Lawrence Larson	G H	11,420	497.8
Moultrie	L. D. Seass	P B J	8,115	497.7
McHenry #3	John Ellsworth	P B H	11,340	495.6





Tazewell #2	Chris Yordy	P B G	9,037	495.4
Winnebago #3	Oscar Brauer	P B H	14,478	492.7
Tazewell #2	Thornton Mooberry	G B S	13,162	491.4
Moultrie	L. D. Seass	P B J	8,103	490.8
Whiteside	Frank Reitzel	"	9,682	488.3
Kendall	Rock Creek Farm	P B G	10,319	488.2
Stephenson #1	Melvin Dietmeier	G H	14,056	488.1
McLean	Snow and Palmer	G G	9,027	485.8
Illinois State	Sailors & Soldiers Home	G H	13,617	485.6
Moultrie	L. D. Seass	P B J	9,426	484.0
Coles	Roy Gearhart	G J	9,298	483.2
Kankakee	Mrs. Mary Taylor	P B H	14,394	483.0
Christian	H. L. Deal	P B G	9,141	482.8
Wabash Valley	Chester McCord	P E J	7,332	482.4
DuPage #2	Carleton Nadelhoffer	G H	14,527	480.3
Moultrie	L. A. Wheeler	G J	8,820	477.6
Kane #3	Frank Rief	P B H	15,387	474.6
Lake #2	Roney Farm #1	G H	12,658	471.7
Woodford	C. M. Smith	G G	7,118	470.4
Kane #3	Mooseheart Farm	P B H	12,023	468.7
Livingston	Honegger Dairy	G G	10,364	468.4
Will	Alfred Krapf	G H	12,974	468.0
Kane #3	Mooseheart Farm	P B H	14,777	467.0
Tazewell #2	Ernest Worner	"	12,773	466.4
Kane #3	Mooseheart Farm	"	14,168	465.1
DeKalb	A. J. Boyle	G H	15,734	465.0
McLean	Joash Stutzman	G J	7,947	465.0
Kane #2	A. E. Howard Estate	P B H	11,580	464.7
Vermilion-Edgar-Clark	W. A. Dennis	P B J	7,083	464.6
McHenry #3	John Ellsworth	P B H	11,966	464.4
Effingham	Leo Dial	P B J	8,999	464.4
Bureau Stark	J. E. Monier	Mixed	10,306	464.1
Tazewell #2	Charles Barnes	P B J	8,468	463.4
Bureau-Stark	E. R. Pettigrew	P B H	12,586	462.8
Kane #3	Mooseheart	P B H	13,803	460.6
Kane #3	Mooseheart Farm	P B H	13,799	460.6
Tazewell #2	J. H. Holtzman	G H	12,954	460.6
St. Clair-Monroe-Randolph	L. B. Eidman	P B J	9,450	460.5
Jersey	Theo. Ansell	Mixed	10,977	460.4
Woodford	Frank Robison	P B H	12,101	460.0
Moultrie	Illinois Masonic Home	"	13,280	458.9
Tazewell #2	Chris Yordy	P B G	9,251	458.6
Coles	W. A. Myers	G B S	10,757	458.1
Cook	Edison Dick	P B H	13,984	458.0
McLean	Harold Birckelbaw	G G	7,775	457.1
DeKalb	A. J. Boyle	G H	14,091	456.8
LaSalle-Marshall-Putnam	Roy Atwood	P B G	8,757	456.5*
Ford	Hafer & Sibley Estate	PBBS	12,071	455.7
DeKalb	Joseph George	P B H	12,825	454.9
Kendall	Rock Creek Farm	P B G	8,549	454.7
McLean	Roy Gilmore	G J	7,575	454.6
McLean	Harold Birckelbaw	G G	7,219	453.5
DeKalb	Weaver & Danielson	P B H	14,102	453.0
Kane #3	Frank Rief	"	14,778	451.4
Brown-Schuyler-Adams	Givens & Scott	G J	7,630	450.5*
Whiteside	Pettitt & Mohrman	P B H	13,357	450.3





Livingston	Rudolph Kraft	P B H	12,445	449.1
Kane #3	Mooseheart Farm	"	14,757	448.5
Sangamon	J. H. McCutcheon	G J	8,941	448.3
Bureau-Stark	E. R. Pettigrew	P B H	12,554	447.7
Winnebago #2	J. H. Pollard	G H	11,987	447.4*
McHenry #2	Maywood Farm	P B H	12,437	445.7
Kane #3	Porter Fox	PBBS	11,610	446.5
St. Clair-Monroe-Randolph	L. B. Eidman	G J	9,876	446.5
" " "	A. F. Dieckman	P B H	13,058	446.1
McHenry #2	Maywood Farm	"	11,660	445.3
Kane #3	Porter Fox	PBBS	11,384	445.3
Jersey	Theo. Ansell	G H	11,303	445.3
Tazewell #2	Fred Weyhrich	G G	9,551	444.3
Winnebago #3	R. B. Anderson	P B H	11,605	443.5
Winnebago #3	R. B. Anderson	"	10,993	442.7
Stephenson #1	Melvin Dietmeier	G H	12,966	442.4
McLean	Ralph Quinton	G G	7,962	442.3
Woodford	Frank Robison	G H	10,716	441.3
Winnebago #3	R. B. Anderson	P B H	11,139	441.0
Vermilion-Edgar-Clark	W. A. Dennis	P B J	8,557	441.0
Kane #3	Fred Hummel	P B H	14,062	440.7
McHenry #2	Maywood Farm	"	12,480	440.5
Stephenson #2	Hansen & Bennethum	"	11,455	440.1
Lake #2	Roney Farm #1	G H	12,435	439.5
Moultrie	Ralph Emel	P B J	7,462	439.1
Kendall	Rock Creek Farm	P B G	8,305	438.5
DeKalb	Weaver & Danielson	P B H	13,750	438.4
Tazewell #1	Dennis Bros.	G G	8,136	437.5
McLean	Snow and Palmer	G G	7,899	437.3
McHenry #2	Maywood Farm	P B H	13,836	437.2
DeKalb	Elwood and Nelson	"	12,700	437.1
Tazewell #2	H. M. Wood	"	12,643	437.1
Macoupin	Pocklington Brothers	G H	12,553	436.9
Moultrie	Mrs. Reta Wilson	P B J	7,948	436.6
Stephenson #1	Melvin Dietmeier	G H	12,237	436.1
Kane #3	Mooseheart Farm	P B H	12,184	435.3
Macoupin	Pocklington Brothers	G H	12,286	435.2
St. Clair-Monroe-Randolph	A. D. Fulton	G J	8,584	434.7
Kane #3	Rendell & Hulmes	P B H	12,237	434.2
DuPage	Carleton Nadelhoffer	G H	13,760	433.8
McLean	Grant Kinsey	G G	8,188	433.0
DeKalb	Weaver and Danielson	P B H	13,077	432.4
Stephenson #1	Melvin Dietmeier	"	13,140	431.7
Winnebago #3	Alvin Glawe	G H	10,886	431.3
Winnebago #3	Sheldon and Newman	"	11,979	430.9
Winnebago #3	John Logan	P B H	13,154	430.7*
Stephenson #1	H. Zurbriggen	"	13,108	430.2
Kane #3	Porter Fox	PBBS	11,055	429.1
Lee-Bureau	Arthur Booth	"	10,319	428.9
St. Clair-Monroe-Randolph	L. B. Eidman	G J	9,795	428.4
Tazewell #1	Robins Nest Farm	G H	12,444	428.3
Tazewell #2	Ernest Worner	P B H	11,284	428.2
Kane #3	Winmoor Farm #1	"	11,286	427.9
Lake #2	H. Ames	"	13,265	427.8
Livingston	J. J. Masching	"	11,184	427.5
Winnebago #3	Sheldon and Newman	"	12,590	427.3
Tazewell #2	Mrs. Theresia LaRosh	G J	9,179	425.9



Effingham	Noble Priess	P B H	12,351	425.8
Henry-Rock Island	J. L. Rehn	P B J	7,525	425.5
Livingston	Rudolph Kraft	P B H	12,227	424.9
Illinois State	State Pen. (Pontiac)	G H	14,514	423.9
Effingham	Adolph Walk	P B H	9,546	423.9
Piatt-DeWitt-Macon	Charles Black	G J	7,158	422.5
Ford	Hafer & Sibley Estate	PEBS	10,670	422.5
McHenry #2	Maywood Farm	P B H	10,949	422.0
St. Clair-Monroe-Randolph	L. B. Eidman	G J	8,553	421.9
Winnebago #3	R. B. Anderson	P B H	12,404	421.7
Stephenson #1	W. T. Rawleigh	"	11,713	421.5
Kane #3	Porter Fox	PEBS	10,673	421.3
Kane #3	Porter Fox	"	10,318	420.1
Kankakee	Geo. Grob	G H	10,624	420.0*
Piatt-DeWitt-Macon	S. R. Griffin	P B J	8,908	419.9
Tazewell #1	Dennis Brothers	G G	9,285	419.3
Greene-Morgan	Harold Kamm	G H	9,995	419.1
Kankakee	Geo. Grob	"	9,559	418.8*
Winnebago #1	F. S. Lyford	G G	9,779	417.3
Illinois State	State Pen. (Pontiac)	G H	13,492	415.6
Woodford	W. W. Taylor	P B H	10,684	415.2
Lake #2	H. Ames	"	13,204	414.6
DuPage #1	Alfred Meyer		12,227	414.3*
Effingham	Noble Priess	P B H	10,261	413.9
Vermilion-Edgar-Clark	Ralph Woodbridge	P B J	7,880	413.9
Moultrie	V. I. Winings	"	8,386	413.8
Effingham	Noble Priess	P B H	10,596	413.7
McLean	Harold Birckelbaw	G G	7,000	413.4
Woodford	W. W. Taylor	P B H	10,324	413.1
Knox	Ross Griffith	P B J	8,529	412.7
Bureau-Stark	Roy Neill	PEBS	10,367	412.4
Illinois State	State Pen. (Pontiac)	G H	11,815	412.3
Stephenson #1	H. Zurbriggen	P B H	12,430	412.1
Moultrie	L. A. Wheeler	G J	8,141	411.6
Winnebago #3	Lawrence Larson	G H	10,887	411.0
Will	Frank Sayers	P B H	11,326	410.9
Winnebago #3	Samuel Goldy	"	10,160	410.7
Moultrie	A. B. Hall	P B J	6,922	410.6
Stephenson #1	Walter Splinter	P B H	11,486	410.3
Woodford	Lee Scherer	G H	13,134	410.2
Winnebago #2	C. Hoisington	P B H	12,671	410.2*
Macoupin	Blackburn College	P B H	11,615	410.0
Ogle	J. W. Hemingway	"	11,061	410.0
Tazewell #1	Dennis Brothers	G G	8,964	409.4
Tazewell #2	J. H. Holtzman	G H	11,481	409.2
Will	D. R. Milne	"	13,392	409.0
Menard-Mason-Logan	Yapp and Goeke	P B H	10,703	409.0*
Tazewell #2	Mrs. Theresia LaRosh	P B J	8,183	408.9
Kane #3	Winmoor Farm #1	P B H	12,320	408.8
Winnebago #2	Maynard Whitman	"	11,046	408.8*
Kendall	Rock Creek Farm	P B G	8,782	408.8
Kane #3	Geo. Hawkins	P B H	11,788	408.7
Moultrie	V. I. Winings	P B J	7,505	408.6
Livingston	Honegger Dairy	G G	8,582	408.3
St. Clair-Monroe-Randolph	R. H. Hayes	G J	7,861	408.2
Stephenson #1	Walter Splinter	P B H	10,610	408.5
Carroll	Strandsdale Farm #1	G H	11,523	407.8*
Cook	Edison Dick	"	12,455	407.4



Moultrie	L. D. Seass	G H	10,700	407.2
Greene-Morgan	A. R. McCanathy	G G	8,204	407.1
Wabash Valley	Chester McCord	P B J	6,389	407.0
Kane #2	A. E. Howard Est.	P B H	11,513	406.6
Tazewell #2	Fred Weyhrich	G G	8,402	406.6
Woodford	W. W. Taylor	P G H	10,590	406.0
Ford	L. E. Rust	G G	8,537	405.5
Tazewell #3	Ernest Worner	G H	9,782	405.1*
McLean	Snow and Palmer	G G	8,135	405.0
Winnebago #3	H. A. Two	P B H	10,201	404.9
Wabash Valley	Chester McCord	P B J	7,504	404.7
Illinois State	Jacksonville State Hosp.	G H	11,775	404.6
Lee-Bureau	J. D. Milliken	G H	7,968	404.6
Knox	Johnson Brothers	G G	10,464	404.5
Tazewell #1	Robins Nest Farm	"	8,302	404.2
Kane #3	Geo. Hawkins	P B H	10,885	403.4
Kane #2	A. E. Howard Est.	"	11,110	401.9
Kane #3	Porter Fox	PBBS	10,248	401.9
Illinois State	State Pen. (Menard)	G H	12,644	401.8
McHenry #2	Maywood Farm	P B H	9,824	401.3
Stephenson #1	H. Zurbriggen	"	12,469	401.2
Lake #2	Adelmer Farm	P B G	8,404	401.0*
McHenry #3	John Ellsworth	P B H	10,303	400.9
St. Clair-Monroe-Randolph	A. D. Fulton	G J	8,411	400.7
Moultrie	L. D. Seass	P B J	7,503	400.7
DeKalb	Fox and Arison	P B H	11,434	400.4
Woodford	W. W. Taylor	"	11,808	400.1
Stephenson #1	Walter Splinter	"	12,737	399.6
Kane #3	Fred Hummel	"	12,441	399.4
Moultrie	Illinois Masonic Home	"	11,048	399.2
McLean	Ralph Quinton	G G	6,821	399.2
Moultrie	L. D. Seass	P B J	7,718	399.1
Kane #3	Frank Rief	P B H	10,984	399.0
Iroquois	Carl Frey	P B G	8,293	399.0
Stephenson #1	W. T. Rawleigh	P B H	11,203	398.9
DuPage #1	Alfred Meyer	"	12,080	398.1*
Whiteside	Richard Shults	G J	9,706	398.0
McLean	Snow and Palmer	G G	7,358	397.9
St. Clair-Monroe-Randolph	A. F. Dieckman	P B H	10,397	397.8
Livingston	Rudolph Kraft	"	11,799	397.7
Illinois State	State Pen. (Pontiac)	G H	12,064	396.8
McHenry #2	Maywood Farm	P B H	11,544	396.6
Winnebago #1	F. S. Lyford	G J	7,784	396.5
Stephenson #1	Clay Bridge	P B H	10,569	396.0
Stephenson #1	H. Neuschwander	PBBS	10,018	395.8
McLean	Harold Birckelbaw	G G	7,528	395.3
Greene-Morgan	M. S. McCollister	P B H	11,514	395.0
Bureau-Stark	H. J. Ham	"	12,531	394.9
Tazewell #2	Ernest Worner	"	11,335	394.7
Moultrie	W. F. Farrell	G J	6,234	394.4
Lee-Bureau	Glen Albrecht	P B J	7,866	394.3
Iroquois	Henry ZumMallen	G H	10,327	394.2
Tazewell #2	Fred Weyhrich	G G	8,439	393.9
McLean	Snow and Palmer	"	7,420	393.9
DuPage #2	Carleton Madelhoffer	G H	12,187	393.7*
Tazewell #2	Ernest Worner	P B H	11,178	393.7





McLean	Joash Stutzman	P B J	6,956	393.6
McLean	Ralph Quinton	G G	6,875	393.0
Kane #3	Fred Hummel	P B H	11,725	392.8
Bureau-Stark	N. J. Finck	G H	10,591	392.8
Wabash Valley	G.E. Risley	G J	8,687	392.7*
McHenry #3	O. L. Putnam	"	9,640	392.5
Southern Illinois	Edwin Hartsock		7,746	392.3
Illinois State	State Pen. (Pontiac)	G H	12,276	392.2
McHenry #3	John Ellsworth	P B H	11,029	392.1
Bureau-Stark	J. E. Monier	G.H	11,151	391.8
Winnebago #3	Nicolson Brothers	"	10,418	391.8
Tazewell #1	Meadow Brook Farm	G G	9,586	391.7
DuPage #1	Alfred Meyer		9,745	391.5*
Kendall	Rock Creek Farm	P B G	8,393	391.4
Lake #2	Adelmer Farm	"	8,173	391.4*
Will	Frank Sayers	P B H	10,927	390.9
Stephenson #2	Hansen and Bennethum	"	9,797	390.6
Tazewell #2	H. M. Wood	"	13,334	390.2
Illinois State	State Pen. (Pontiac)	G H	11,791	390.0
Winnebago #3	John Logan	P B H	11,432	389.8
McHenry #3	John Ellsworth	"	9,313	389.2
Knox	Ben Baird	G G	8,397	389.0
DeKalb	Elwood and Nelson	P B H	12,338	388.4
Winnebago #3	R. B. Anderson	"	10,909	388.3
Tazewell #2	Ben Koch	Mixed	5,690	387.8
Tazewell #2	Chris Yordy	P B G	8,017	387.3
Ogle	Forrest Gillespie	P B H	11,267	386.7
Cook	Edison Dick	"	10,645	386.7
McHenry #1	W. H. Gardner	"	9,632	386.7
McLean	Snow and Palmer	G G	7,472	385.8
Kane #3	Porter Fox	PBBS	9,690	385.5
Coles	W. O. Storm		6,724	385.5
McHenry #3	Peters Brothers	P B H	11,727	384.9
Kane #3	W. C. Davis	"	8,892	384.8*
Piatt-DeWitt-Macon	S. R. Griffin	P B J	8,249	384.8
Tazewell #2	Homer Oswald	G G	9,428	384.5
Moultrie	Calvin Davis	P B J	7,215	384.0
McHenry #1	W. H. Gardner	P B H	11,907	383.9
McLean	Snow & Palmer	G G	7,647	383.5
Livingston	Rudolph Kraft	P B H	10,387	383.3
Wabash Valley	Chester McCord	P B J	6,301	383.2
McLean	Snow and Palmer	G G	7,430	382.9
Iroquois	Carl Frey	P B G	8,073	382.8
Woodford	Schrick Brothers	G G	8,916	382.5
Christian	H. L. Deal	G J	6,757	382.4
McHenry #3	Peters Brothers	P B H	10,217	381.8
Moultrie	Frank Emel	P B J	6,383	381.1
DeKalb	Fox and Arison	P B H	10,300	380.6
Tazewell #2	Milo Miller	"	12,409	380.4
Kane #3	Rendell and Hulmes	"	12,109	380.4
Tazewell #2	W. E. Naffziger	PBBS	9,778	380.3
Lake #2	Adelmer Farm	P B G	6,738	380.1*
Carroll	Stransdale Farm #1	G H	8,943	379.6*
McHenry #3	John Ellsworth	P B H	10,261	379.5
DeKalb	Joseph George	G H	11,587	379.1
Winnebago #1	George Pepper	G J	6,770	379.0
DuPage #2	Carlton Nadelhoffer	G H	11,737	378.9
Woodford	Schrock Brothers	G G	7,240	378.9



Tazewell #2	H. M. Wood	P B H	10,788	378.7
Woodford	W. W. Taylor	"	11,314	378.5
Stephenson #1	H. Zurbriggen	"	10,150	378.5
McLean	Snow and Palmer	G G	6,956	378.5
Bureau-Stark	W. W. Kenney Co.	P B H	22,285	378.4
McLean	Snow and Palmer	G G	6,754	377.9
Carroll	Edwin Keim	B S	10,416	377.7*
Sangamon	J. H. McCutcheon	G J	7,401	377.3
Tazewell #2	Fred Weyhrich	G G	7,686	377.0
Illinois State	State Pen. (Pontiac)	G H	11,192	376.9
Sangamon	J. H. McCutcheon	G J	7,364	376.8
Tazewell #2	A. M. Eisele	PBBS	9,007	375.8
McHenry #3	O. L. Putnam	P B J	7,011	375.8
Ogle	Richard Magee	P B H	10,295	375.5
Tazewell #1	Dennis Brothers	G G	8,549	375.4
Winnebago #2	C. Hoisington	P B H	11,082	375.3*
Winnebago #3	John Logan	"	10,267	375.3
Livingston	Leslie Schade	G G	7,662	375.2

\*Do not have complete information from testers.

C. S. Rhode

J. G. Cash

Printed in furtherance of the Agricultural Extension Act approved by Congress May 8, 1914. H. W. Mumford, Director Extension Service in Agriculture and Home Economics, University of Illinois, Urbana.



REPORT OF  
DAIRY HERD IMPROVEMENT ASSOCIATIONS IN ILLINOIS  
November, 1937

NEW MEMBERS LAUNCH LOWER COST PROGRAM

THE LIBRARY OF THE  
SEP 13 1939

UNIVERSITY OF ILLINOIS

Feeling that high cost of production is a serious handicap in the business of making a profit out of dairying, thirty-eight new Dairy Herd Improvement Association members who enrolled during the past month are bent on improving their herds thru good feeding and care, close culling, and the adoption of a constructive breeding program. That their observations are correct and that attractive rewards await those who improve their herds are clearly shown by herd comparisons. In one northern Illinois association a herd of ten cows with an average production of 10,501 pounds of milk and 371.4 pounds of fat returned \$837.20 above feed cost while another herd twice the size with a production of 6,057 pounds of milk and 225.6 pounds of fat returned \$136.49 less. The good herd that made the highest return produced a pound of butterfat at a feed cost of 17.5 cents, while the cost for the other herd was 25.1 cents.



Since feed costs represent at least 50 per cent of the total cost of production it is obvious that any reduction in them tends to increase the income from the dairy herd. Some dairymen feel that the best way to reduce feed costs is to skimp on feed. This viewpoint does not check with association results. Under normal conditions good cows carefully fed produce milk and butterfat at the lowest cost. Good feed and care will pay big dividends this winter.

BOOSTERS GET RESULTS


Boosters for Dairy Herd Improvement Association work got in some good ticks during the past month and as a result thirty-eight new members were added. Every Dairy Herd Improvement member has a neighbor or friend who needs this work. Following is a list of the new members:

Wesley Schaper	Oscar Bunte	Philip Nickels
Arthur Rabe	Ernest W. Neighbors	Richard Lynn Farm
Joe Fulton	J. R. Scott	Geo. T. Stienmetz
Fred L. Kempel	Fred Middagh	J. K. McVey
Karsk Brothers	Kenneth Thomas	E. R. Winn
Charles D. Germain	Raymond Brown	M. D. Fugate
Wehrenberg Brothers	Leslie Miles	J. P. Walsh and Sons
Floyd Dietmeier	Earl Stage and Wieles	J. A. Lopeman
Arthur J. Lincoln	Virgil Walker	Gilbert J. Lauritzen
Eldon Vehmeier	Noble Hurst	Wood Loy
Clayton Horstmeier and Son	St. Bedes' College	B. J. Schumacher
Woker Brothers	Ringenberg and Schertz	Clarence Steger
Charles Reuber	Horton Farms	





BREEDING ASSOCIATION SAVES  
PERGUE GENE



Saved from the butcher by the narrowest kind of a margin, Pergue Gene has lived to see Kankakee County dairymen and others singing his praises. Well they might for his daughters produced 100 pounds of butterfat on the average more than their dams. The average mature equivalent 305-day production of his seven daughters is 447 pounds of butterfat as compared to 347 pounds for the dams.

That Pergue Gene is still alive and improving herds in Kankakee County is largely due to cooperative breeding association work. Clarence Bauer, the former owner, was ready to sell him for beef, in

fact he was anxious to sell because the bull was hard to handle. In the spring of 1936 a group of Guernsey breeders in Kankakee County organized a Cooperative Breeding Association and selected Pergue Gene for one of the association bulls. Now they have a bull of known transmitting ability in service and his daughters are highly prized. One of the important features of cooperative breeding association work is that the bulls are safely kept in service until proved.

HONOR LIST FOR OCTOBER

Average Production of Each Association

Association	Tester	No. herds	No. cows	Average milk	Average fat	Percent- age dry
Moultrie	P. J. Smith	27	365	540	27.9	17.3
Tazewell #2	Robert Starr	24	344	580	27.7	12.5
Ford	Leo Fryman	20	191	590	27.5	9.4
Kane #3	Charles Bennett	23	808	714	26.1	15.5
Lake #1	Francis Warberg	24	432	648	25.9	13.0
McLean	Raymond Dauwalder	27	497	483	25.7	12.9
Tazewell #1	Steven Berei	11	366	596	25.6	12.3
Kane #2	Donald Barkman	24	672	699	25.4	15.3
Kankakee	Floyd Bailey	30	514	676	25.4	11.3
Winnebago #3	Dale Langholf	22	303	687	25.1	17.5
Coles	Harold Gillespie	22	292	466	25.1	14.7
Iroquois	Lee Cunningham	24	328	620	24.9	11.0
LaSalle-Marshall-Putnam	William Fewell	26	460	567	24.5	12.4
Winnebago #2	Gilbert Baker	24	444	632	24.4	12.4
St. Clair-Monroe-Randolph	Franz Schultze	27	452	579	24.3	17.3
Kendall	Donald Ferguson	16	320	569	24.2	13.8
Champaign	Raymond Azbill	22	258	543	23.9	10.1
DeWitt-Macon-Piatt	Ludie Knisley	10	193	478	23.7	10.9
Douglas	Ludie Knisley	15	149	486	23.6	20.1
Cook	Gerrit Laseur	23	645	614	23.4	16.4
Bureau-Stark	Kenneth Nielsen	24	539	605	23.4	16.5






Lake #2	Norman Nehmer	24	530	554	23.3	15.1
McHenry #2	Kenneth Goldy	28	782	628	23.2	17.8
DuPage #2	Wayne Crone	28	557	617	23.2	15.8
Brown-Schuyler-Adams	Andrew Harris	22	341	485	23.2	14.1
Livingston	Ival Lommele	25	279	538	23.0	10.4
Will #1	Don Swinford	27	583	631	22.7	10.3
Macoupin	Ray Minert	23	391	531	22.3	19.7
McHenry #1	Leo Smith	25	647	573	22.2	13.9
<b>State Average</b>		<b>1262</b>	<b>23181</b>	<b>564</b>	<b>22.2</b>	<b>15.3</b>
Knox	Donald Nelson	23	389	428	22.2	14.4
Christian	Kurt Berlin	19	248	437	22.0	14.9
Boone #3	John Yurs	16	342	600	21.8	10.8
Stephenson #1	Frank Ochsner	29	510	574	21.8	19.6
Wabash Valley	Glenn Rouse	20	339	409	21.8	11.5
Illinois State	Raymond Buker	14	874	636	21.7	16.0
Stephenson #2	Raymond Griffin	27	442	568	21.4	15.2
Jersey	Steffen & Minert	11	178	508	21.4	23.6
DeKalb	James Hulmes	28	614	628	21.3	15.8
McHenry #3	Beryl Barkman	27	814	581	21.3	14.1
Henry-Rock Island	George Koerper	22	285	542	21.3	13.3
Lee-Bureau	Gail Stone	23	243	508	21.2	13.6
Woodford	Henry Blunier	19	252	474	21.2	19.8
Winnebago #1	Robert Peet	22	418	516	21.1	14.6
Sangamon	Louis Duewer	25	324	481	21.1	10.8
Will #2	Carl Nelson	30	652	539	21.0	15.5
Montgomery	Lowell Kiger	11	128	478	20.9	17.2
Hancock	Andrew Harris	6	66	529	20.7	18.2
Effingham #1	George Francis	29	320	495	20.5	16.9
Boone #2	W. H. Hansen, Jr.	21	494	539	20.2	15.6
Madison	Earl Krieger	19	297	541	19.5	18.9
Ogle	Carl Lund	16	229	524	19.5	20.1
Whiteside	Eward West	23	358	470	19.5	19.8
Greene-Morgan	Lester Steffen	24	394	442	19.4	17.5
Southern Illinois	Orval Modglin	19	262	425	19.2	15.3
Effingham-Fayette	Lowell Kiger	13	213	434	18.9	18.8
Lee	James Colgan	23	424	464	18.8	23.6
JoDaviess #1	Carroll Spickler	28	494	449	17.7	17.6
Bond	Earl Krieger	6	78	434	17.3	32.1

Highest Producing Herd in Each Association

Association	Owner	No. cows	No. milk-ings daily	Breed	Milk	Fat
McLean	Harold Birckelbaw	7	2	G G	809	47.9
Lake #1	J. D. Allen	14	2-3	P B H	1396	47.2
Menard-Mason-Logan	Yapp and Goeke	12	3	"	1339	46.7
Kane #3	Frank J. Rief	32	2-3	"	1222	46.2
Moultrie	Ralph C. Emel	10	2	P B J	787	45.0
Ford	Edward Skog	5	2	PB&GG	1003	44.8
Macoupin	Pocklington Bros.	22	2-3	PB&GH	1142	40.3
Macoupin	Oscar Bunte	12	2	Mixed	951	40.3
Tazewell #2	Thorton Mooberry	5	2	PBBS	934	40.1
Cook	Earl Bush	23	2	PB&GH	1144	39.4



Kane #2	A. E. Howard Est.	22	2	P B H	1025	39.3
McHenry #2	Wondermere Farm	17	2	"	995	38.4
JoDavie #1	Edward Gerber	8	2	PB&GH	1083	38.2
Knox	B. Everett Leigh	12	2	P B J	661	37.9
Boone #3	S. A. Ellsworth	12	2	P B H	862	37.6
Winnebago #3	Kilker and Fry	8	2	PB&GH	1054	37.5
St. Clair-Monroe-Randolph	L. B. Eidman	11	2	PB&GJ	642	37.5
LaSalle-Marshall-Putnam	Harry Gletty	10	2	P B H	1032	37.2
Effingham-Fayette	Schumacher & Ballard	14	2	GH&GG	822	37.1
Will #1	Louis Louffer	15	2	P B H	943	36.5
Kankakee	L. L. Lowe	6	2	PB&GG	745	36.5
Whiteside	Richard Shultz	10	2	PB&GJ	761	35.9
Coles	Tony Rathe	8	2	P B J	674	35.5
Champaign	Edward Smalley	13	2	G G	899	35.1
DuPage #2	John Bintzler	10	2	P B J	668	35.1
Christian	Lawrence Young	11	2	PB&GG	690	35.0
McHenry #3	John Ellsworth	18	2	P B H	883	34.8
Douglas	Ed. J. Yoder	12	2	PB&GH	773	34.0
Lake #2	H. C. Ames	25	2	P B H	929	33.9
Boone #2	Axel Swanson & Wait	19	2	GH&G	1006	33.6
Stephenson #1	Babler & Bridge	20	2	P B H	884	33.5
Iroquois	Otto Wolf	10	2	PB&GG	709	33.5
Livingston	Geo. Frederiksen	7	2	PB&GH	961	33.4
Stephenson #2	Green Gables	12	2	P B G	605	33.0
Wabash Valley	John Stiff	13	2	J	584	33.0
Brown-Schuyler-Adams	Givens & Davis	20	2	G J	557	33.0
Bureau-Stark	Wayne Slutz	11	2	P B J	725	32.9
Tazewell #1	Meadowbrook Farm	45	2	G	684	32.9
Winnebago #2	Wilfred Crabb	9	2	H & J	933	32.5
McHenry #1	Pine Tree Dairy #6	15	2	PBBS	865	32.4
Jersey	L. A. Landon	21	2-3	P B J	599	32.4
Effingham #1	Mrs. Tressa Poehler	12	2	P B J	661	32.3
Kendall	Rock Creek Farm	56	2	P B G	658	31.8
Sangamon	J. H. McCutcheon	13	2	G J	577	31.7
Henry-Rock Island	Ira Sellon	19	2	P B H	1104	31.3
Lee	Roi Degner	14	2	H	652	31.2
Montgomery	Walter Huber	10	2	PB&GBS	751	31.1
Woodford	W. W. Taylor	16	3	P B H	844	30.8
DeKalb	Strobeck and Fletcher	9	2	G H	852	30.7
DeWitt-Macon-Piatt	W. W. Tennant	7	2	PB&GG	573	30.3
Illinois State	Anna State Hosp.	42	2	G H	855	30.2
Will #2	Ted Walker	18	2	G H	767	30.0
Greene-Morgan	George Preston	8	2	PB&GJ	628	29.7
Lee-Bureau	Oren Pomeroy	14	2	G H	773	29.3
Ogle	Lee M. Gentry	27	2	P B H	791	28.4
Southern Illinois	Leslie Stinson	17	2	Mixed	599	28.3
Winnebago #1	Fred Barkley	13	2	"	586	28.0
Madison	Milton Hitz	12	2	P B H	795	27.9
Bond	Gene Ferguson	19	2	PB&GH	751	26.8
Hancock	Albert Weber	8	2	"	660	25.7

C. S. Rhode

J. G. Cash

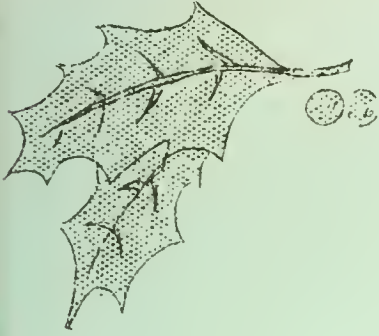
Printed in furtherance of the Agricultural Extension Act approved by Congress May 8, 1914. H. W. Mumford, Director Extension Service in Agriculture and Home Economics, University of Illinois, Urbana.





REPORT OF  
DAIRY HERD IMPROVEMENT ASSOCIATIONS IN ILLINOIS  
December, 1937

---



THE LIBRARY OF THE  
SEP 13 1939  
UNIVERSITY OF ILLINOIS



---

# Christmas Greetings

C. S. Rhode

J. G. Cash

---

Prepared by the Department of Dairy Husbandry, University of Illinois, College of Agriculture, Extension Service in Agriculture and Home Economics, Urbana, Illinois





## THE DAIRY OUTLOOK

Lower feed prices in relation to prices of dairy products should make this winter one of the most favorable for dairy production since 1930. Local feed situations and higher labor and machinery costs will, however, tend to reduce the gain.

No appreciable change in the number of milk cows is anticipated this winter. The number of heifers and calves being raised is only slightly above average in proportion to milk cows. Current reports on calves and cows being marketed do not indicate any material change in milk cow numbers before the end of 1938.

Cows will probably be fed fairly liberally this winter. Milk production per cow is likely to be higher, but total production per capita of the population will be close to that of the last ten years.

The trend in consumption of fluid milk and cream is upward and the outlook for the next few years is for further increases.

The supplies of manufactured dairy products on hand September 1 were slightly above average and supplies available for consumption this winter will be larger than a year ago. On a per-capita basis, however, they will be about average.

Imports of dairy products during the winter and spring of 1937-38 are expected to approximate those of the corresponding periods of 1936-37.

### MAKE 500 POUND BUTTERFAT COW CLUB ENTRIES NOW

The last chance to nominate cows for the 500 Pound Butterfat Cow Club for 1938 will be the January visit of your tester. Many dairymen have found that they could profit thru giving their best cows a real chance for high, efficient production. In addition, the club makes it possible to give credit to Illinois' high producing cows and recognize dairymen who are successfully applying improved practices in dairying. If you have not already filled out entry cards on all cows that have a possibility of meeting the requirements, be sure to do so on the January visit of your tester.

### 27TH COOPERATIVE BREEDING ASSOCIATION ORGANIZED

While Jackson County has the honor of organizing the 27th and most recent Cooperative Breeding Association in the state they probably will not hold the record long for other associations are in the process of organization in Madison, LaSalle, Winnebago, Effingham, and Lee Counties.

Thru these associations the members are able to set up a long-time constructive dairy-breeding program which will enable them to save many a valuable bull from the butcher, avoid the serious loss that comes from extended use of a poor bull, and fix a high level of production in their herds thru the use of meritorious sires.

Kankakee County leads in the number of associations with four and another under way. Tazewell and Livingston Counties each have two and a part of a third. Knox, Marshall-Putnam, Coles, Sangamon, and Jackson-Perry each have two, and Lake, McHenry, DeKalb, Bureau, Ford, Effingham, Montgomery, Hancock, and Winnebago each have one.



WHAT THE RECORDS TELL

A member who is following the practice of drying up his cows and giving them at least a six weeks' rest reports a gain for one cow of 12 pounds of milk per day this year over her last year's production when she did not have a rest period.---

Louis Duewer, Sangamon.

A new member of the association was getting poor production from a 16-percent total protein ration. A 17-percent nome mixed ration was made according to the tester's suggestions. This ration cost 29¢ per hundred less than the original ration. The cows produced more milk and butterfat on the new ration and a saving of \$4.65, or more than enough to pay the testing dues, was made in the feed cost for the month.---

Gail Stone, Lee-Bureau

Several members have recently added a protein supplement to their home grown grains and are feeding this mixture according to production. To date substantial amounts of feeds are being saved and production is better.--

Wayne Crone, DuPage #2.

HONOR LIST FOR NOVEMBER  
Average Production of Each Association

Association	Tester	No. herds	No. cows	Average milk	Average fat	Percentage dry
Winnebago #3	Dale Langholz	22	303	779	30.0	12.5
Tazewell #2	Robert Starr	24	349	575	27.1	13.2
Douglas	Ludie Knisley	14	141	551	26.6	12.8
Moultrie	P. J. Smith	25	338	506	26.6	22.8
Coles	Harold Gillespie	22	295	487	26.6	12.9
Ford	Leo Fryman	20	201	539	26.5	8.0
Kane #3	Charles Bennett	24	854	715	26.4	14.8
Lake #1	Francis Warberg	23	415	679	26.1	13.7
DuPage #1	C. Weigele	23	438	651	25.8	12.1
St. Clair-Monroe-Randolph	Franz Schultze	25	430	593	24.6	18.1
Kane #2	Donald Barkman	25	680	655	24.2	15.9
Tazewell #1	Stephen Berei	11	373	561	24.0	13.7
LaSalle-Marshall-Putnam	Wm. Fewell	22	391	538	24.0	14.6
DeKalb	James Hulmes	28	622	662	23.7	14.6
Macoupin	Ray Minert	24	421	560	23.5	18.5
Madison	Earl Krieger	18	277	662	23.4	18.1
Iroquois	Lee Cunningham	23	318	570	23.3	13.5
Livingston	Ival Lommele	25	293	532	23.3	12.3
Cook	Gerrit Laseur	24	666	613	23.2	17.3
Bureau-Stark	Kenneth Nielson	23	348	581	23.2	18.7
Brown-Schuyler	Harry Bunting	10	160	411	23.1	13.8
Kankakee	F. D. Bailey	29	511	601	23.0	14.7
DuPage #2	Wayne Crone	27	563	595	22.9	16.0
Winnebago #2	Gilbert Baker	24	441	585	22.9	14.1
Will #1	Don Swinford	27	601	617	22.8	10.1
Boone #3	John Yurs	16	353	629	22.7	12.2
McHenry #2	Kenneth Goldy	30	834	617	22.7	17.5
State Average		1235	23174	562	22.5	16.4
Lake #2	N. Nehmer	25	593	531	22.5	17.0



McHenry #1	Leo Smith	28	727	574	22.2	16.0
Kendall	Donald Ferguson	16	317	527	22.2	15.8
DeWitt-Macon-Piatt	Ludie Knisley	7	167	436	22.2	16.2
Jersey	Ed Collins	12	214	515	22.1	21.5
Christian	Dan Moeller	20	262	447	22.1	13.7
Montgomery	Lowell Kiger	10	137	512	22.0	16.1
Ogle	John Bratcher	18	267	610	21.8	15.4
Champaign	Raymond Azbill	20	227	495	21.8	18.9
Wabash Valley	Glenn Rouse	20	340	414	21.7	12.4
Effingham #1	George Francis	30	337	551	21.6	16.6
McHenry #3	Beryl Barkman	26	787	577	21.5	15.9
Illinois State	Raymond Buker	14	855	613	21.4	15.6
Knox	Donald Nelson	23	389	408	21.4	15.7
Will #2	Carl Nelson	28	623	583	21.3	15.4
Whiteside	Eward West	16	259	529	21.1	15.8
Stephenson #1	Frank Ochsner	29	508	549	20.9	21.7
Boone #2	Steve Hansen	22	530	536	20.3	18.3
Vermilion-Edgar-Clark	Delwyn Smith	12	179	469	20.2	16.8
Sangamon	Louis Duerwer	24	334	463	19.9	18.9
Greene-Morgan	Lester Steffen	25	412	446	19.9	20.4
Winnebago #1	Robert Peet	22	414	486	19.8	14.0
Lee	J. Colgan	23	424	499	19.6	24.3
Effingham-Fayette	Lowell Kiger	15	267	462	19.5	18.4
Southern Illinois	Orval Modglin	18	231	428	19.5	17.7
Henry-Rock Island	Geo. Koerper	25	312	475	19.1	16.0
Lee-Bureau	Gail Stone	22	229	437	18.6	19.2
Stephenson #2	Raymond Griffin	26	446	483	18.1	22.2
JoDaviess #1	Carroll Spickler	28	479	440	17.4	19.2
Bond	Earl Krieger	6	74	427	15.5	32.4
Stephenson #3	Donald Dietmeier	15	239	348	12.8	34.7

Highest Producing Herd in Each Association

Association	Owner	No. cows	No. milk-ings daily	Breed	Milk	Fat
Lake #1	J. D. Allen	15	2-3		1334	48.2
Madison	Oliver Spitze	11	3	P B H	1322	43.8
Macoupin	Pocklington Bros.	23	3	PB&GH	1111	43.6
Ford	John Steinman	5	2-3	P B G	861	43.0
St. Clair-Monroe-Randolph	L. B. Eidman	10	2	PB&GJ	635	43.5
Kane #3	F. J. Rief	35	2-3	P B H	1149	43.0
Kane #2	A. E. Howard Est.	22	2	"	1075	42.4
Tazewell #2	H. H. Mooberry	5	2	PBBS	841	41.6
Menard-Mason-Logan	Yapp and Goeke	12	2	P B H	1241	41.2
Coles	W. O. Storm	12	2	PB&GJ	647	40.0
Stephenson #1	Lewis Mustert	9	2	PB&GH	1092	39.8
Winnebago #2	M. Whitman	13		P B H	1086	39.4
Moultrie	V. I. Winings	18	2	P B J	672	38.2
Whiteside	Richard Shults	11	2	PB&GJ	729	37.7
Champaign	George Ersig	12	2	G H	907	37.6
JoDaviess #1	Edward Gerber	10	2	PB&GH	1035	37.1
Effingham #1	Clarence Krick	9	2	PB&GG	702	36.9
Winnebago #3	Sheldon & Newman	18	2	PB&GH	982	35.9
Ogle	Ralph R. Thomas	11	2	P B H	1106	35.8
Henry-Rock Island	J. L. Rehn	11	2	P B J	570	35.8
DuPage #2	A. W. Abbott	18	2	PB&GH	986	35.5
Will #1	T. F. Ellison	32	2	Mixed	956	35.5
Wabash Valley	John Stiff	13	2	J	641	35.5





Jersey	G. R. Pearce	28	2		1036	35.4
McHenry #2	Joe Lange	19	2	P B H	933	35.4
Livingston	Geo. M. Esgar	9	2	P B J	649	35.2
Knox	Sidney Holt	8	2	PB&GG	667	35.1
Iroquois	C. E. Braden	8	2	PB&GGJ	889	34.9
Tazewell #1	Tazewell Dairy #1	43	2	H & G	889	34.3
Kendall	Rock Creek Farm	53	2	P B G	680	34.3
Douglas	John Coslet	13	2	G G	652	34.3
DeKalb	Weaver & Dutton	23	2	PB&GH	953	34.1
McHenry #3	Peters Bros.	33	2	PB&GH	901	33.5
Kankakee	Ash Grove Dairy #2	26	2	G H	850	33.4
McHenry #1	Carey & Hanford	26	2	PB&GG	678	33.2
Bureau-Stark	Ringenberg & Schertz	12	2	G H	866	33.1
Cook	E. J. Bush	22	2	PB&GH	965	33.0
Christian	Lawrence Young	11	2	PB&GG	700	33.0
Effingham-Fayette	Schumacher & Ballard	14	2	GG&GH	730	32.8
Lee	V. S. Pomeroy	7	2	G H	883	32.5
Sangamon	J. Ward Hopwood	19	2	PB&GH	900	32.4
LaSalle-Marshall-Putnam	Roy Atwood	20	2	P B G	541	32.4
Montgomery	Walter Huber	11	2	PB&GBS	766	32.1
Greene-Morgan	George Preston	10	2	PB&GJ	619	32.0
Lee-Bureau	J. D. Milliken	10	2	PB&GG	696	31.9
Stephenson #2	Green Gables	15	2	GG&BS	618	31.1
Boone #3	E. H. Ellingson	26	2	PB&GH	851	30.3
Brown-Schuyler	Givens & Davis	16	2	G J	482	29.9
Will #2	Stauffenberg & Stauffenberg	46	2	GH&GJ	611	29.1
DeWitt-Macon-Piatt	S. R. Griffin	48	2	PB&GJ	596	29.0
Boone #2	Julian Larson	20	2	PB&GH	774	28.6
Vermilion-Edgar-Clark	Vermilion County Farm	13	2	H	762	28.5
Illinois State	State Pen. (Menard)	66	2	G H	829	27.4
Winnebago #1	Fred Barkley	13	2	Mixed	616	27.4
Southern Illinois	O. N. Stinson	32	2	P B J	504	27.1
Bond	Gene Ferguson	19	2	PB&GH	718	22.0
Stephenson #3	Wehrenberg Bros.	16	2	G H	581	21.5

C. S. Rhode

J. G. Cash

Printed in furtherance of the Agricultural Extension Act approved by Congress May 8, 1914. H. W. Mumford, Director Extension Service in Agriculture and Home Economics, University of Illinois, Urbana.





Dear Tester:

1937 was a banner year for dairy extension work in Illinois. During the year eight new Dairy Herd Improvement Associations were started and ten cooperative breeding associations were organized. All testers who are doing a good job directly or indirectly assisted in expanding the program last year, for satisfied members are the best advertisement for Dairy Herd Improvement Association work. The surface isn't scratched; let's all put a shoulder to the wheel and make a greater expansion during 1938.

THE LIBRARY OF THE  
SEP 13 1939  
UNIVERSITY OF ILLINOIS

### 500 Pound Entries Close February 1

Entries for the Five Hundred Pound Club close on February 1. Be sure that each member has had an opportunity to enter his best cows. Remember that an entry card must be sent in for each cow to be entered for 1938.

The rules which were sent with the 1938 entry cards called for very definite feed weights. This was an oversight on our part. NO FEED DATA NEED BE REPORTED ON 500 POUND CARDS IN 1938.

### Speed of Centrifuge

The proper speed for the centrifuge is questioned many times by members and testers. To find the proper speed:

1. Tip cups to a horizontal position and measure from the bottom of opposite cups. The measurement obtained is size of tester.
2. Find the number of revolutions that the cups make for one complete turn of the crank. This may be done by tying a white rag on one of the cups and counting the number of revolutions it makes while the crank is making one complete turn.
3. From the following table find revolutions per minute for tester with measurement which you found in step 1.

<u>Measurement of Tester (1)</u>	<u>Revolutions Per Minute</u>
14 inch	909
16 inch	848
18 inch	800
20 inch	759
22 inch	724

4. Use the following formula to compute the number of times per minute to turn handle of centrifuge.

$$\frac{\text{The revolutions per minute necessary (3)}}{\text{Number of revolutions cups make per turn of the crank (2)}}$$

( ) Number in parenthesis refers to step explaining how to obtain data.

### Use of Franking Privilege

Testers should make sure that a letter of transmittal from the farm adviser is included with reports mailed in franked envelopes. Unless this is done testers are liable to penalty for using envelopes for private use to avoid payment of postage. Your Farm Adviser will be glad to cooperate with you in mailing your reports.

January 15, 1938

J. G. Cash



REPORT OF  
DAIRY HERD IMPROVEMENT ASSOCIATIONS IN ILLINOIS  
January, 1938

## LOOKING AHEAD

THE LIBRARY OF THE  
SEP 13 1938  
UNIVERSITY OF ILLINOIS

We go into the New Year with Dairy Herd Improvement Association work in a strong position. Sixty-six associations are in operation or eight more than there were a year ago. 26,100 cows are on test, which is an increase of 2,288 over the number tested in January 1937. Likewise, the Dairy Herd Improvement Association family has increased by 202 members.

These facts are important and significant not because they indicate a growth in dairy herd work but because an ever-increasing number of dairymen have started a long-time program of herd improvement. Of still greater importance is the indication that a large number of leading dairy farmers and dairy cattle breeders have a vision of the opportunities for making constructive improvement and for rendering service in their communities.

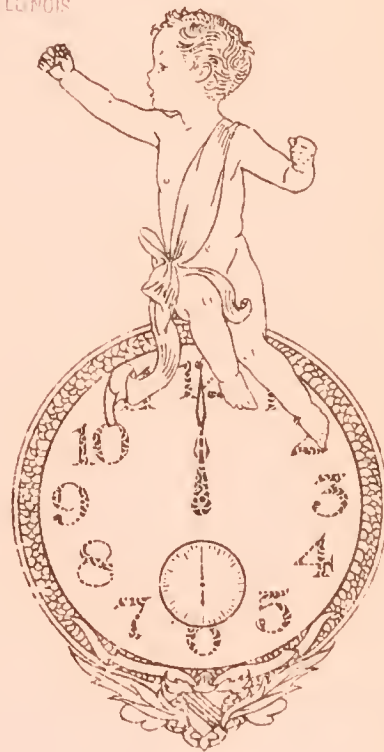
What does it mean to the dairy industry in Illinois to have 1450 leading dairymen scattered over 83 counties in the state cooperating in this important work? Naturally one first thinks of the benefits obtained directly by the members. These are difficult to measure. In many cases they are the difference between a relatively unprofitable business and one that is successful and interesting.

If the average cow owned by members today proved to be no better than those owned 13 years ago, members' income would be cut by \$200,000 or more a year. The benefit to the industry is much greater. Many owners of the better breeding herds are cooperators. Thru continuous testing they have been able to build their herds around good cow families, and test their sires as well as their cows. The cumulative benefit is that the inheritance in these herds is improved and seed stock more capable of transmitting a profitable level of production are made available.

### PROBLEMS NOT ALL SOLVED

Too often the accomplishments of years of constructive effort are dissipated by losses incurred thru poor herd sires and disease. Members in general will do well to put their minds to a solution of these problems. Cooperation will not only help eliminate losses from these sources but suggest a solution to other problems as well.

Prepared by the Department of Dairy Husbandry, University of Illinois, College of Agriculture, Extension Service in Agriculture and Home Economics, Urbana, Illinois.








## NUMBERS 28 AND 66

By the time the organization of one Cooperative Breeding Association has been announced another is being perfected, so keen is the interest among dairymen in this plan of sire selection, use, and management. To Madison County goes the honor of having Number 28. Others will be organized soon.



Not long ago 27 interested Will County dairymen met to consider possibilities of getting one or more associations under way in that section. A letter from W. F. Coolidge, Morgan County farm adviser, states that a group of his men wish to get together soon to start an association. John Douglas of Champaign County phoned to say that he and several others were ready to go. Lee County Holstein breeders will get together early in January. Others in Winnebago, Effingham, and LaSalle Counties are waiting for a suitable time for a meeting. Kankakee County is still on top with four associations and another in the process of organization.

There is also unusual activity in Dairy Herd Improvement Association work. During December associations were organized in McLean, McHenry, Kane, and Marshall-Putnam Counties, bringing the total to sixty-six. Much of the credit for this expansion is due to the active interest of members.

### LAST CALL

Entries in the Illinois 500 Pound Butterfat Cow Club for 1938 close February 1. Thru this activity many of the better transmitting and long-time producing cows are located. The 1937 Club was outstanding and judging from advanced indications the 1938 Club will be the largest on record. The 1937 records will be published in the February report.

### Honor List for December Average Production of Each Association

Association	Tester	No. herds	No. cows	Average milk	Average fat	Percent-age dry
Winnebago #3	Dale Langholf	23	326	934	34.4	7.4
Moultrie	P. J. Smith	26	349	570	30.2	18.3
Douglas	Ludie Knisley	14	150	613	30.0	12.7
Kane #3	Charles Bennett	23	837	799	29.9	13.9
Macoupin	Ray Minert	24	428	679	29.0	14.0
Lake #1	Francis Warberg	23	409	735	28.6	9.8
Coles	Harold Gillespie	22	292	520	28.4	15.8
Bureau-Stark	Kenneth Nielson	22	343	690	28.3	16.0
Ford	Leo Fryman	20	203	572	28.3	8.9
St. Clair-Monroe-Randolph	Franz Schultze	25	422	651	27.8	17.8
Ogle	J. F. Bratcher	19	305	727	27.3	12.5
Tazewell #2	Robert Starr	24	354	587	27.3	15.8
McHenry #2	Kenneth Goldy	28	763	726	27.0	15.9
LaSalle-Marshall-Putnam	Wm. Fewell	26	445	597	26.9	14.4
Kane #2	Donald Barkman	25	686	720	26.5	14.7
Kendall	Donald Ferguson	16	301	604	26.2	10.0





Madison	Earl Krieger	20	298	726	25.8	17.1
Adams	Andrew Harris	12	211	570	25.3	15.2
DeKalb	James Hulmes	28	607	721	25.6	15.2
Montgomery	Lowell Kiger	12	165	593	25.6	17.6
Lake #2	N. F. Nehmer	26	607	605	25.5	15.2
Tazewell #1	Stephen Berei	10	299	599	25.5	18.4
DuPage #2	Wayne Crone	26	532	665	25.4	16.9
Brown-Schuyler-Pike	Harry Bunting	14	225	454	25.4	12.4
State Average		1249	23157	623	25.1	15.9
Boone #3	John Yurs	16	354	688	25.0	12.7
Kankakee	F. D. Bailey	30	532	678	25.0	16.5
Winnebago #2	Gilbert Baker	22	413	657	25.0	13.3
Knox	Donald Nelson	23	386	469	25.0	16.6
McHenry #3	Beryl Barkman	27	804	683	24.9	13.3
Cook	Gerrit Laseur	24	654	654	24.9	15.3
Woodford	Henry Blunier	20	279	573	24.9	18.3
Stephenson #1	Frank Ochsner	29	508	649	24.8	22.8
McHenry #1	Leo Smith	27	706	629	24.8	13.5
Effingham	George Francis	31	357	621	24.7	17.9
Will #1	Don Swinford	27	600	651	24.6	10.0
Champaign	Raymond Azbill	21	249	575	24.4	15.7
Carroll	Russell Hall	14	232	618	24.3	16.8
Lee	J. Colgan	23	436	615	24.0	20.2
Iroquois	Lee Cunningham	24	332	576	23.9	16.0
Livingston	Ival Lommele	25	289	536	23.9	17.6
Christian	Dan Moeller	20	259	432	23.8	14.7
Illinois State	Raymond Baker	14	873	668	23.7	16.7
Will #2	Carl Nelson	31	632	608	23.7	15.3
Whiteside	Eward West	16	267	584	23.5	17.6
DeWitt-Macon-Piatt	Ludie Knisley	11	179	476	23.5	17.9
Sangamon	Louis Duewer	25	341	540	23.2	12.9
Lee-Bureau	Gail Stone	22	220	520	22.8	22.7
Wabash Valley	Glenn Rouse	20	341	419	22.8	13.2
Stephenson #2	R. Griffin	27	437	594	22.6	18.1
Henry-Rock Island	George Koerper	23	290	541	22.5	15.0
Winnebago #1	Robert Peet	21	409	546	22.1	13.4
Boone #2	Steve Hansen	19	497	566	21.9	22.3
Southern Illinois	Orval Modglin	17	226	487	21.7	18.1
Effingham-Fayette	Lowell Kiger	18	269	518	21.6	19.3
Greene-Morgan	Lester Sterfen	24	403	478	21.6	18.1
JoDaviess #1	Carroll Spickler	28	499	451	18.2	20.6
Stephenson #3	Donald Dietmeier	17	253	461	17.0	33.6
JoDaviess #2	Russell Hall	5	74	482	16.4	20.3

Highest Producing Herd in Each Association

Association	Owner	No. cows	No. milk-ings daily	Breed	Milk	Fat
Macoupin	Pocklington Bros.	24	3	PB&GH	1431	55.7
Winnebago #3	L. A. Larson	19	2	"	1425	52.3
Kane #3	F. J. Rief	32	2-3	P B H	1300	48.5
Winnebago #2	Maynard Whitman	12	2	"	1307	48.2
Lake #1	J. D. Allen	14	2-3	"	1234	47.5
Ford	John Steinman	5	2	F B G	904	46.6
Lake #2	Adelmer Farm	21	2-3	"	866	45.4
Lee-Bureau	J. D. Milliken	7	2	G B S	763	44.9



Carroll	Ward Paul	7	2	H	1081	44.8
Woodford	Muller Bros.	15	2	PB&GH	1179	44.2
Stephenson #1	William Ross	15	2	G H	1302	43.5
Effingham	Allie Bierman	10	2	"	1101	43.2
Madison	Oscar Westerheide	17	2	PB&GH	1242	42.6
DuPage #2	C. F. Nadelhoffer	18	2	P B H	1200	42.3
Tazewell #2	H. H. Mooberry	6	2	PBBS	862	42.3
Kane #2	Yeomen City of Childhood	24	2	P B H	1145	41.7
Coles	W. O. Storm	12	2	PB&GJ	665	41.6
Moultrie	L. D. Seass	15	2	P B J	573	40.7
Ogle	Ralph Thomas	14	2	P B H	1039	40.6
Will #1	Louis Louffer	15	2	"	956	40.0
JoDaviess #2	Robert Buford	6	2	"	1027	39.9
Iroquois	C. E. Braden	8	2	PB&GJ	978	39.8
Wabash Valley	John Stiff	12	2	P B J	705	39.6
McHenry #2	Lawrence Yorke	31	2	PB&GH	1100	39.5
Kankakee	Reuben Kukuck	11	2	Mixed	966	39.4
JoDaviess #1	Otto Nagel	17	2	P B H	1150	39.2
Livingston	James Dick	6	2	"	1010	39.0
Stephenson #2	Borchers & Turner	7	2	Mixed	952	39.0
Will #2	Dwight Milne	27	2-3	G H	972	38.9
Douglas	Thomas Greve	10	2	G J	647	38.8
McHenry #3	John Ellsworth	17	2	P B H	965	38.7
Bureau-Stark	Blazey & McCauley	14	2	G H	1060	38.5
St. Clair-Monroe-Randolph	R. H. Hayes	8	2	G J	652	38.5
Greene-Morgan	Kenneth Davis	12	2	G H	949	38.4
Kendall	Rock Creek Farm	52	2	P B G	756	37.9
Whiteside	Ward & Miller	9	2	Mixed	864	37.7
Southern Illinois	John I. Pyatt	6	2	"	606	37.7
Christian	Lawrence Young	10	2	PB&GG	756	36.8
Henry-Rock Island	J. L. Renn	12	2	P B J	662	36.8
LaSalle-Marshall-Putnam	R. V. McKee	11	2	"	666	36.5
McHenry #1	Pine Tree Dairy #6	18	2	PBBS	906	36.3
Winnebago #1	George Pepper	19	2	G J	717	36.3
Knox	S. V. Holt	9	2	PB&GG	653	36.1
Tazewell #1	Meadowbrook Farm	37	2	G	733	35.7
Montgomery	J. E. Priddle	11	2	G H	1037	35.6
DeKalb	Strobeck & Fletcner	11	2	"	1013	35.4
Adams	Meyer & Risk	16	2-3	P B H	938	35.1
Brown-Schuyler-Pike	George Jenkins	14	2	GG&J	613	34.7
Effingham-Fayette	Schumacher & Ballard	14	2	GG&GH	800	34.6
Champaign	George Ersig	12	2	G H	898	34.2
Lee	V. S. Pomeroy	7	2	"	1036	33.7
Boone #3	Floyd Lobdell	17	2	GH&GG	959	33.2
Sangamon	Leo Starks	15	2		916	33.2
DeWitt-Macon-Piatt	S. R. Griffin	29	2	P B J	695	33.1
Cook	Albert Landmeier	18	2	H & G	825	31.7
Boone #2	Frank M. Davis	30	2	PB&GJ	576	31.5
Stephenson #3	Wehrenberg Bros.	19	2	G H	836	31.1
Illinois State	Anna State Hospital	43	2	"	865	30.7

C. S. Rhode

J. G. Cash

Printed in furtherance of the Agricultural Extension Act approved by Congress May 8, 1914. H. W. Mumford, Director Extension Service in Agriculture and Home Economics, University of Illinois, Urbana.



REPORT OF  
DAIRY HERD IMPROVEMENT ASSOCIATIONS IN ILLINOIS  
February, 1938

THE LIBRARY OF THE

SEP 13 1939

UNIVERSITY OF ILLINOIS

Three Associations in one evening. That is the record Effingham County set Friday evening, January 28, when three Cooperative Holstein Breeding Associations were organized. There are now four associations in Effingham County, the first, the Effingham County Jersey Breeding Association, being organized a year ago.

IT WILL BE LONG REMEMBERED



The success in organizing the associations in this territory may be attributed to the cooperation of progressive dairymen over a period of years with the Dairy Extension Service at the University, interested farm advisers, and active and efficient dairy herd improvement association testers.

Thru these associations members set up a long-time breeding program which will enable them to use carefully selected bulls, avoid the serious loss that comes from the extended use of a poor bull, save good bulls from the butcher, and have good proved sires in service.

Effingham County dairymen like members of other associations not only have in mind the improvement of their herds but fixing a high level of production in them so they will be a source of good transmitting seed stock.

List of Associations now Operating

County	Number of associations by breed			
	Holstein	Jersey	Guernsey	Brown Swiss
Lake-McHenry			1	
Winnebago		1		
DeKalb	1			
Bureau				1
Waukegan	3		1	
Marshall-Putnam		1	1	
Monroe		1	1	
Livingston		1		1
Wood			1	
Wauzeka	1	1	1	
Shelby		2		
Franklin	1	1		1
Madison	1			
Jackson-Perry		1	1	
Montgomery			1	
Effingham	3		1	
Lee	1			
Total	12	9	9	3

Prepared by the Department of Dairy Husbandry, University of Illinois, College of Agriculture, Extension Service in Agriculture and Home Economics, Urbana, Illinois





### THE FIRST COUPON

The first "pay-off" of the new identification and production performance program was made in less than a year after it was started in Illinois. Quite largely thru the active interest of Carroll Spickler, herd improvement tester in the JoDavieess County No. 1 Association, the first bull in the state has just been proved under the new program.

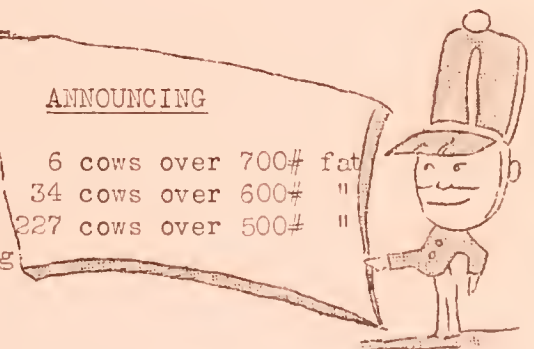
The plan calls for Dairy Herd Improvement testers to report the identification of every female in the herd. Registered cows are identified by registration numbers. Heifers eligible to register may be reported when registration numbers are available or identified by ear tags and the tuberculosis or Bang's disease tags are used when present. Grade cows and heifers are identified by ear tag numbers or marked by the tester with special Dairy Herd Improvement Association tags. Each grade heifer calf kept for herd replacement is ear tagged and reported.

Identification data should be on file for all females in Dairy Herd Improvement Association members' herds, and all 305-day records reported at the end of the month.

This program, if properly carried out, will make possible the proving of every bull where five dam and daughter comparisons are available, permanent identification of grade cows, and the location of brood cows.

#### MANY SHARE HONORS IN 1937 ILLINOIS 500 POUND BUTTERFAT COW CLUB

Not content with having the highest producing cow in 1936, W. T. Rawleigh Farm came back in 1937 and again had the honor of owning the leading cow. Their achievement is more impressive because the same cow, Maplelawn Colantha Segis Aaltje, #1516549, turned the trick both years. Her 1937 production from January 1 to December 31 was 23,069 pounds of milk and 966.3 pounds of butterfat. During the same period in 1936 she produced 20,403 pounds of milk and 786.3 pounds of fat.



Frank Rief with a purebred Holstein, Porter Fox with a registered Brown Swiss, Adelman Farm with a purebred Guernsey, Joseph George with a registered Holstein, and F. E. Swartzendruber with a registered Jersey placed below Rawleigh Farm in order mentioned. Holsteins, Brown Swiss, Guernsey, and Jerseys were all represented in the first six places.

While Brownie, a grade Brown Swiss owned by W. A. Myers, has never stood at the top in annual competition, she has established a record that will not be easily taken from her. Starting in 1930 she has been a consistent competitor and has made, all on twice-a-day milking, seven records over 500 pounds of fat. During the seven years she produced 4022.6 pounds of butterfat. Many other cows are establishing themselves as long-distance producers of note. The owners of some of the cows in this elite class are: L. B. Eidman and Sons, Frank Sayers, Grant Kinsey, A. E. Howard Estate, J. W. Hess, Ralph Nichols, and others. Some of the records made by the "repeaters" are listed on pages 6-11.

Winnebago County topped all other counties in the number of cows that produced 500 pounds or more of fat during the year. They led with 22 and were followed





by Kane with 21, Tazewell with 17, McHenry with 16, Moultrie with 16, Stephenson with 16, McLean with 15, and DuPage with 14.

Rock Creek Farm, with 7, had the most cows from any one herd, each with a production over 500 pounds. Adelper Farm, Chicago Guernsey Farm, and Maywood Farm each had 6 over the coveted 500-pound mark, and L. D. Seass, John Ellsworth, and L. B. Eidman and Sons each had 5. Others with several successful entries are: Frank Rief, Masonic Home, A. E. Howard Estate, M. E. Dietmeier, Mooseheart Farm, and Snow and Palmer.

Of the 227 cows that produced 500 pounds or more of fat, 125 were Holsteins, 45 Guernseys, 45 Jerseys, 11 Brown Swiss, and one of mixed breeding.

One made over 900 pounds of fat, 1 between 800 and 900 pounds, 4 between 700 and 800 pounds and 28 from 600 to 700. Sixty-one had previous records over 500 pounds fat.

During the fourteen years the 500 Pound Club has been in force many outstanding cows have been brought to the front and recognition given their owners. These cows are profitable in their herd and have a high breeding value. Much credit is due those who breed and develop these great cows.

HONOR LIST FOR JANUARY  
Average Production of Each Association

Association	Tester	No. herds	No. cows	Average milk	Average fat	Percent-age dry
Winnebago #3	Dale Langholf	26	416	950	33.9	9.4
Kane #3	Chas. Bennett	21	688	856	31.2	11.6
Douglas	Ludie Knisley	13	146	665	31.9	11.0
Moultrie	P. J. Smith	26	347	619	31.3	15.6
St. Clair-Monroe-Randolph	Franz Schultze	26	455	747	30.1	13.8
Ogle	J. F. Bratcher	19	307	827	29.9	9.1
Macoupin	K. Ray Minert	28	507	756	29.9	11.6
Lake #1	Francis Warberg	23	414	785	29.7	10.6
Ford	Leo Fryman	14	151	621	29.7	14.6
Adams	Andrew Harris	11	193	675	29.5	15.0
Stephenson #1	Frank Ochsner	29	512	777	29.2	18.9
DeKalb	James Hulmes	28	603	802	28.6	12.6
Bureau-Stark	Robert Gillespie	21	337	725	28.6	13.9
Montgomery	Lowell Kiger	12	159	690	28.6	11.9
Tazewell #2	Robert Starr	25	365	618	28.6	16.7
McHenry #2	Kenneth Goldy	26	692	765	28.5	14.9
Coles	Harold Gillespie	23	305	526	28.0	14.8
Winnebago #2	Gilbert Baker	21	395	707	27.9	14.4
LaSalle	William Fewell	25	444	639	27.8	15.1
Madison-Bond	Earl Krieger	20	310	795	27.7	12.6
Kane #2	Donald Barkman	26	736	763	27.5	12.6
Christian	Dan Moeller	19	224	491	27.5	9.8
Lee	J. Colgan	24	464	727	27.4	16.6
Kankakee	F. D. Bailey	27	461	726	27.1	16.9
Woodford	Henry Blunier	19	256	664	27.1	19.1
State Average		1317	24548	675	26.8	15.0
Kendall	Don Ferguson	17	321	649	26.8	12.5
McLean #1	Charles Rhoades	23	431	520	26.8	15.8
McHenry #3	Beryl Barkman	25	761	731	26.7	13.7
Lee-Bureau	Gail Stone	22	227	640	26.7	21.6



Knox	Donald Nelson	22	369	525	26.7	13.8
Cook	Gerrit Laseur	23	630	707	26.5	15.7
Jersey	Edw. Collins	16	278	677	26.5	14.0
Livingston	Ival Lommele	25	301	621	26.4	14.3
Wabash Valley	Glenn Rouse	23	374	489	26.4	13.1
DuPage #2	Arthur Larson	25	524	691	26.3	16.2
Stephenson #2	Raymond Griffin	28	431	706	26.2	17.6
Iroquois	Lee Cunningham	24	334	626	26.1	15.3
Brown-Schuyler-Pike	Harry Bunting	15	241	489	26.1	10.0
Effingham #1	George Francis	31	349	664	25.9	14.0
Greene-Morgan	Lester Steffen	25	433	599	25.9	12.5
McHenry #1	Leo Smith	25	608	652	25.8	12.3
Lake #2	N. F. Nehmer	25	601	634	25.8	15.5
Boone #3	John Yurs	16	343	725	25.7	9.6
DeWitt-Macon-Piatt	Ludie Knisley	8	161	525	25.4	17.4
Champaign	Raymond Azbill	17	226	614	25.3	16.8
Tazewell #1	S. D. Berei	10	292	604	25.2	24.3
Carroll	Russell Hall	15	237	675	25.1	15.6
Sangamon	Louis Duewer	25	339	580	25.1	10.0
Boone #2	Steve Hansen	19	501	672	25.0	21.4
Hancock	Andrew Harris	11	132	597	25.0	17.4
Illinois State	Raymond Buker	14	873	714	24.8	15.6
Southern Illinois	Orval Modglin	17	230	546	24.7	11.7
Kane #1	Chester Watts	16	447	679	24.6	13.6
Effingham-Fayette	Lowell Kiger	18	296	598	24.6	18.6
Henry-Rock Island	George Koerper	26	354	595	24.6	14.1
Whiteside	Eward West	17	298	633	24.5	16.8
Will #2	Carl Nelson	27	632	643	24.4	17.4
Will #1	Don Swinford	27	610	654	24.3	12.0
JoDaviess #2	Russell Hall	4	64	593	23.6	17.2
Winnebago #1	Robert Peet	20	391	593	23.4	13.6
Vermilion-Edgar-Clark	Franklin Benton	11	164	551	22.1	20.1
Stephenson #3	Donald Dietmeier	24	345	603	21.6	29.3
JoDaviess #1	Carroll Spickler	29	513	499	19.3	25.0

Highest Producing Herd in Each Association

Association	Owner	No. cows	No. milk-ings daily	Breed	Milk	Fat
Lee-Bureau	J. D. Milliken	7	2	PBG	983	55.8
Woodford	G. & R. Muller	17	2	PBH	1429	53.7
Kane #3	Frank J. Rief	32	2-3	"	1482	52.5
Winnebago #2	Maynard Whitman	14	2	"	1288	49.2
Ford	John Steinman	5	2	PBG	1053	49.1
Boone #2	Harold C. Thomas	21	2	PB&GH	1414	48.4
Winnebago #3	Oscar Newberg	14	2	GH	1292	48.4
Macoupin	Pocklington Bros.	24	3	PB&GH	1184	48.0
Stephenson #1	Wm. Ross	13	2	GH	1373	47.9
McHenry #2	Maywood Farm	25	2-3	PBH	1242	47.9
McLean #1	Joash Stutzman	8	2	PBJ	911	47.9
Stephenson #2	Turner & Forchers	8	2	Mixed	1282	47.4
Christian	Geo. Spates	17	2	PBJ	863	47.0
St. Clair-Monroe Randolph	A. C. Kolmer	10	2	PBH	1201	46.3
Madison-Bond	Oliver Spitze	12	3	"	1433	45.9
Southern Illinois	Allen Rountree	5	2	PBJ	963	45.0



Montgomery	J. E. Priddle	9	2	GH	1395 44.9
Livingston	James Dick	6	2	PBH	1060 44.6
Ogle	Harry Baker	13	2	GH	1206 44.3
Bureau-Stark	J. E. Monier	12	2	Mixed	919 43.6
Tazewell #1	Garold Kepple	6	2	G	925 43.2
Douglas	Yoder & Kuhns	11	2	PB&GJ	775 42.9
Jersey	Wm. Moore	18	2	Mixed	1173 42.5
Lake #1	Hill Top Farm	17	2	PBG	964 42.5
Brown-Schuyler-Pike	Hershel Hess	7	2	PB&GH	1253 42.1
Effingham #1	C. H. Krick	11	2	PB&GG	804 41.7
Carroll	Ward Paul	7	2	H	1009 41.5
Tazewell #2	Thornton Mooberry	5	2	PB&GBS	990 41.5
Lake #2	Adelmer Farm	19	2-3	PBG	799 41.1
Kane #1	Mooseheart Farm	58	3	PBH	1166 41.0
Kankakee	A. J. Butz	10	2	PB&GH	1110 40.7
Moultrie	Herman Spencer	6	2	GJ	817 40.5
JoDaviess #1	Otto Nagel	17	2	PBH	1218 40.4
Henry-Rock Island	J. L. Rehn & Son	12	2	PBJ	693 40.3
Kane #2	Yeomen City of Childhood	22	2	PBH	1217 40.2
Coles	Andrew Honn	12	2	PBJ	756 40.1
Adams	Tenhouse & Son	13	2	GJ&G	766 39.8
Will #2	D. R. Milne	27	2-3	GH	972 38.9
Lee	Park and Demorest	14	2	Mixed	808 38.8
Greene-Morgan	Kenneth Davis	12	2	GH	1096 38.6
Boone #3	Floyd Lobdell	16	2	GH&GG	1022 38.1
Wabash Valley	Emmet Risley	10	2	J	710 38.1
Knox	Mrs. Clarabelle Gardner	11	2	PB&GG	645 38.1
DeKalb	T. E. Courtney	35	2-3	PB&GH	1094 37.9
DuPage #2	Carlton Nadelhoffer	17	2	PBH	1062 37.8
Hancock	Ben Boderker	9	2	GH	1083 37.7
Vermilion-Edgar-Clark	Vermilion County Farm	13	2	H	1071 36.6
Kendall	Rock Creek Farm	55	2	PBG	750 36.3
McHenry #1	Clinton Martin	25	2	PBH	1060 36.2
Champaign	James Kieser	7	2	GJ	631 36.0
Winnebago #1	George E. Pepper	21	2	GJ	726 35.7
McHenry #3	John Ellsworth	17	2	PRH	834 35.0
LaSalle	J. V. Stevenson	18	2	PB&GG	679 34.9
Will #1	Louis Louffer	16	2	PBH	558 34.9
Sangamon	Reuben Corson	8	2	GH	963 34.8
Effingham-Fayette	Julian D. Ray	16	2	Mixed	880 34.7
Iroquois	C. E. Braden	9	2	"	880 34.6
Whiteside	Ward & Miller	11	2	"	817 34.5
DeWitt-Macon-Piatt	S. R. Griffin	29	2	PBJ	707 34.1
Illinois State	Ill. Security Hospital	15	2	PB&GH	934 33.8
JoDaviess #2	Robert Buford	7	2	H	943 33.4
Cook	Louis W. Pohlman	25	2	Mixed	840 33.0
Stephenson #3	Paul Noth	12	2	"	816 32.2





YEARLY REPORT OF ILLINOIS 500-POUND BUTTERFAT COW CLUB  
January 1, 1937 to December 31, 1937

Association	Owner	Breed	Months			Milk	Fat	Previous records over 500 pounds fat	
			dry	2 times milking	3 times milking			1936	1935
Stephenson #1	W. T. Rawleigh Co.	PBH			12	23069	966.3	786.3	1934
Kane #3	Frank Rief	"			12	24659	877.9		
Kane #3	Forter Fox	PBBS		3	12	20050	759.2		
Lake #2	Adelmer Farm	PBG		4	8	12135	730.9		
DeKalb	Joseph George	PGH		10	1	17381	718.8	606.2	649.5
Tazewell #2	F. E. Swartzendruber	PBJ	1	12		11798	714.7	593.0	621.9
Coles	Andrew Honn	"	1	11		12813	687.9		
Moultrie	Ill. Masonic Home	PBH		12		18937	687.6		
Effingham #1	Noble Priess	"		12		16887	679.6		
Winnetago #3	Arnsmeier & Alterstett	"	1	11		16856	675.3		
DeKalb	Crin Rimsnider	"		12		18979	669.7		
Kankakee	George Grob	GH	1	11		16004	663.4	558.9	
McLean	H. Birckelbaw	GG	1	11		11162	662.0	701.2	597.5
DuPage #1	Chicago Guernsey Farm	PBG		10	12	13112	657.2		
Kane #2	A. E. Howard Est.	PBH	2	10		16183	654.3	625.4	603.1
Winnebago #3	L. Larson	GH	2	10		14791	653.0		
Bureau-Stark	J. E. Monier	Mixed		10		13809	648.6		
DuPage #1	Alfred Meyer	H		6	12	16013	645.7		
Moultrie	Ill. Masonic Home	PBH	2	6		15340	641.7		
DuPage #1	Alfred Meyer	E		1	11	18302	639.0		
Tazewell #2	H. M. Wood	PBH	1	11		17215	639.0		
McHenry #2	J. W. Hess	PBBS	1	5	6	15116	634.9		556.1
Moultrie	Mrs. Reta Wilson	PBJ		12		11191	634.2		
McLean	Snow and Palmer	GG	2	10		10981	632.1	710.4	538.4
McLean	H. Birckelbaw	"		12		10134	631.7		
Woodford	W. W. Taylor	PH		12	12	17089	630.5	551.1	
DuPage #1	Chicago Guernsey Farm	PPG	1		11	13807	630.4	536.2	
McHenry #3	John Ellsworth	PBH		12		13863	629.5	553.5	643.2
DuPage #1	Alfred Meyer	E		12	12	18410	617.9		
Tazewell #2	Chris Yordy	PBG		12		11049	616.2		
Moultrie	L. D. Seass	PBJ	1	11		9357	614.9		
Moultrie	L. D. Seass	"	2	10		9958	613.8	573.4	
Brown-Schuyler-Adams	Givens and Scott	GJ		12		10109	613.0		
Moultrie	Ill. Masonic Home	PBH	2	9	1	15477	611.9		
DeKalb	J. George	PBH		12		15337	597.8		
Stephenson #1	M. E. Dietmeier	GH		12		15018	597.6		



Name	Address	City	State	Acres	Value	Assessment
Stephenson #1	Maywood Farm	PHH		2	18207	597.2
Kane #3	W. T. Rawleigh Co.	"		1	16042	526.2
Kendall	Frank Rief	"		1	19143	595.3
Woodford	Rock Creek Farm	PBG		2	12349	594.5
McLean	Frank Robison	PBH		1	17667	593.5
Whiteside	H. Birckelbaw	GG		1	10186	592.2
Kane #3	Frank Reitzel	PBJ		2	11612	591.7
Tazewell #1	Geo. Hawkins	PBH		1	15773	591.1
DeKalb	Dennis Brothers	GG		2	12644	589.7
Moultrie	Weaver and Danielson	PBH		6	15660	588.4
Tazewell #2	L. A. Wheeler	GJ		12	10455	586.7
Stephenson #1	H. M. Wood	PBH		1	15292	585.4
Winnabago #3	W. T. Rawleigh Co.	"		3	16213	585.2
Winnabago #3	A. Glave	GH		12	15868	583.4
Moultrie	John R. Logan	PBH		1	15747	582.7
Winnabago #3	L. D. Seass	PBJ		2	11003	582.7
Wabash Valley	L. Larson	GH		10	15504	580.8
DuPage #1	Chester McCord	PBJ		1	8941	579.2
Winnelago #2	Chicago Guernsey Farm	PBG		2	11404	579.0
Kendall	M. Whitman	PBH		1	15300	578.9
Henry-Rock Island	Rock Creek Farm	PIG		1	10781	576.5
McHenry #2	J. L. Rehn and Son	PBJ		2	10061	576.2
Kendall	Maywood Farm	PBH		2	14774	576.0
Woodford	Rock Creek Farm	PBG		2	12029	573.5
St. Clair-Monroe-Randolph	C.M. Smith	GG		2	8374	572.2
McHenry #3	L. B. Eidman and Son	PBJ		12	11290	572.5
Kendall	John Ellsworth	PBH		12	14486	572.3
DuPage #1	Rock Creek Farm	PBG		2	11796	572.2
McLean	Chicago Guernsey Farm	"		2	11697	571.7
Moultrie	Snow and Palmer	GG		12	10447	571.6
St. Clair-Monroe-Randolph	Mrs. Reta Wilson	PBJ		1	10447	570.9
McLean	L. B. Eidman and Son	GJ		2	10928	569.8
DuPage #1	J. Stutzman	PBJ		2	9820	568.6
Stephenson #1	Chicago Guernsey Farm	PBG		2	11883	567.2
Bureau-Stark	H. Zurbruggen	PBH		1	16732	567.1
Ford	J. E. Monier	GH		2	16851	565.7
DuPage #2	Hafer & Sibley Est.	PBBS		2	14517	565.7
Tazewell #2	C. Madelhoff	GH		2	17136	565.5
Winnabago #3	Chris Yordy	PRG		1	11064	565.0
Tazewell #2	R. B. Anderson	PBH		1	13388	562.3
Stephenson #1	Fred Weyhrich	GG		1	11614	559.9
Winnabago #3	Melvin Dietmeier	GH		2	15021	559.8
	Sheldon & Newman	PBH		1	15882	558.9

537.6

759.4  
562.9

544.3

639.4

564.5

536.8

506.2

554.1

564.1

501.5

598.7

558.9



LaSalle-Marshall-Putnam	Roy Atwood								
Bureau-Stark	W. W. Kenney & Co.	PBG	1	11	10588	558.9			
Moultrie	L. D. Seass	PBH	1	11	17178	558.0			575.8
DeKalb	A. J. Boyle	PBJ	2	10	8947	557.8			
Effingham	Noble Priess	GH	1	11	18238	557.2			
Lee-Bureau	J. D. Milliken	PBH	1	11	13453	557.2			702.1
Kane #3	Geo. Hawkins	GG	2	10	10770	556.4			
Kane #3	Mooseheart Farm	PBH		8	15574	554.9	4		505.4
Winnabago #3	R. B. Anderson	"	1	7	19043	552.8	9		557.5
Coles	W. A. Myers	"		12	16038	552.4	4		
Kendall	Rock Creek Farm	GBS	2	10	12607	552.1			539.2
McLean	J. Stutzman	PBG	3	9	10128	552.0			
Henry-Rock Island	J. L. Rehn and Son	GJ	2	10	9474	551.4			
Winnabago #2	Clayton Hoisington	PBJ	2	10	10012	551.0			
Stephenson #1	Walter Splinter	PRH	1	12	16789	548.7			
DeKalb	Elwood and Nelson	"	1	11	13919	548.2			
Bureau-Stark	E. R. Pettigrew	"	2	12	15634	547.4			
Macoupin	Pocklington Brothers	"	1	10	15115	546.6			
Lake #2	Adelmer Farm	"	1	7	15287	546.1	4		514.2
Will	Alfred Krapf	PBG	2	11	10806	546.1	1		
McHenry #2	Maywood Farm	GH	2	12	14859	545.8			
Kankakee	Mrs. Mary Taylor	PRH	1	5	14697	545.3	5		
Winnabago #3	O. Brauer	"	1	4	16280	544.9	7		523.3
Kane #2	A. E. Howard Est.	"	1	11	15628	544.7			
Kendall	Rock Creek Farm	"	1	11	13456	543.8			502.6
Kane #3	Frank Rief	PBG	2	10	10818	543.5			
Woodford	W. W. Taylor	PBH	1	9	17561	543.0			
Wabash Valley	G. E. Risley	"	1	11	14370	542.4	11		
Knox	B. E. Leigh	GJ	1	11	11642	542.4			
Ogle	J. W. Hemingway	PBJ	2	10	9703	542.2			
Kane #2	A. E. Howard Est.	PBH	2	10	14731	542.1			
Kane #3	W. C. Davis	"	1	11	13332	541.6			574.6
Woodford	W. W. Taylor	"	2	12	12093	540.4			
Kane #3	F. E. Hummel	"	1	9	14107	540.1	10		663.6
Effingham	Adolph Walk	"	3	9	17061	539.5	2		
Woodford	Frank Robison	"	1	11	12168	539.5			
Illinois State	State Pen. (Pontiac)	"	1	11	14277	539.2			
McHenry #2	Maywood Farm	GH	1	12	18346	538.7			
DuPage #1	Chicago Guernsey Farm	PBH	3	11	13609	538.7			554.9
McLean	Allen Dairy	PBG	1	7	10232	536.0	2		
		GH	1	11	12566	537.4			











Stephenson #1	M. E. Dietmeier	GH	1	11	14496	522.2
McLean	Snow and Palmer	GG	1	11	10236	521.8
Whiteside	Richard Shults	GJ	1	11	12421	521.6
McLean	Ralph Quinton	GG	2	10	9337	520.9
Stephenson #1	Walter Splinter	PBH	1	11	15994	520.2
Lake #2	Adelmer Farm	PBG	2	3	10749	519.2
Kendall	Rock Creek Farm	"	2	10	11944	519.1
Tazewell #2	Mrs. T. LeRosh	GJ	2	10	10886	518.6
Kane #3	Mooseheart Farm	PBH	1	11	14564	517.8
Winnebago #3	H. A. Two	PBH	1	11	13066	517.5
Livingston	Honegger Dairy	GG	1	11	11370	517.5
Tazewell #2	Louis Koch.	GJ	2	10	10423	517.2
DeWitt-Macon-Piatt	Chas. Black	GJ	1	11	8521	516.9
St. Clair-Monroe-Randolph	A. F. Dieckmann	PBH	1	11	15065	516.7
St. Clair-Monroe-Randolph	L. B. Eidman and Son	GJ	1	11	11077	516.7
Moultrie	V. I. Winings	PBJ	1	12	9173	516.1
Winnebago #2	H. O. Hinkley	PBG	1	11	9278	515.7
Kane #3	Rendell and Hulmes	PBH	1	12	14107	515.5
Winnebago #3	A. Glawe	GH	1	11	12619	515.0
DeKalb	Weaver and Danielson	PBH	1	3	15339	514.7
McHenry #3	O. L. Putnam	GJ	2	10	12093	514.7
Tazewell #2	Ernest Worner	PBH	2	10	13851	514.1
Tazewell #2	A. M. Eisele	PBBS	2	10	11949	513.5
Moultrie	Frank Emel	PBJ	1	11	8408	513.5
Will	Frank Sayers	PBH	1	11	13998	513.4
Lee-Bureau	Arthur Booth	PBBS	1	11	11993	513.3
Stephenson #1	M. E. Dietmeier	GH	1	10	14729	512.3
Lake #2	H. Ames	PBH	1	12	15877	512.2
Kane #3	Mooseheart farm	"	9	10	16573	511.8
Stephenson #2	Hansen and Bennethum	"	1	10	13484	511.5
McLean	Roy Gilmore	GJ	1	11	8443	511.4
Ogle	Forrest Gillespie	PBH	1	11	14545	511.3
Lake #1	A. J. Coltrin	"	1	10	13259	511.3
Moultrie	H. P. Picknell	PBJ	1	11	9909	511.3
Woodford	W. W. Taylor	PBH	2	10	15215	511.1
McLean	Snow and Palmer	GG	2	12	10182	511.0
Cook	Edison Dick	PBH	2	6	15571	510.9
McLean	Leach Farm	GJ	2	10	8675	509.9
Livingston	Leslie Schade	GG	1	11	10214	509.1
Winnebago #2	H. O. Hinkley	PBG	1	11	10596	508.9
Winnebago #3	John R. Logan	PBH	2	10	13398	508.4
						510.8
						512.8
						510.8
						529.2
						506.9
						570.3
						572.6
						511.1



Madison  
 Kane #2  
 Kane #3  
 Stephenson #1  
 Bureau-Stark  
 McHenry #2  
 Woodford  
 Lake #2  
 Tazewell #1  
 Stephenson #1  
 Kane #3  
 Tazewell #2  
 McHenry #1  
 McHenry #3  
 Lake #2  
 Lee #1  
 Iroquois  
 Coles  
 Lake #2  
 McHenry #3  
 Tazewell #2  
 Bureau-Stark  
 St. Clair-Monroe-Randolph  
 DuPage #2  
 Tazewell #2

Cliver Spitze  
 A. E. Howard Est.  
 F. E. Hummel  
 M. E. Dietmeier  
 E. R. Pettigrew  
 Maywood Farm  
 Lee A. Scherer  
 Adelmer Farm  
 Meadow Brook Farm  
 Howard Swanzey  
 Frank Rief  
 Thornton Mooberry  
 W. H. Gardner  
 John Ellsworth  
 Adelmer Farm  
 Rockyford Dairy  
 Carl Frey  
 W. O. Storm  
 Roney Farm #1  
 John Ellsworth  
 H. M. Wood  
 Blazey & McCauley  
 L. B. Eidman and Son  
 C. Nadelhoffer  
 F. E. Swartzendruber

PBH  
 "  
 "  
 GH  
 PBH  
 "  
 GH  
 PBG  
 GG  
 PBH  
 "  
 GBS  
 PBH  
 "  
 PBG  
 PBH  
 PBG  
 J  
 GH  
 PBH  
 "  
 GH  
 GJ  
 GH  
 PBJ

1  
 1  
 1  
 2  
 3  
 1  
 1  
 2  
 2  
 2  
 2  
 2  
 2  
 2  
 2  
 2  
 2  
 1  
 1  
 2  
 2  
 2  
 2  
 2  
 2

9  
 11  
 9  
 12  
 10  
 5  
 12  
 7  
 12  
 11  
 11  
 10  
 10  
 12  
 5  
 10  
 10  
 12  
 11  
 11  
 11  
 10  
 10  
 10

15526  
 13957  
 15554  
 14966  
 13561  
 12182  
 16012  
 10256  
 12073  
 11008  
 16032  
 13458  
 13085  
 13337  
 10338  
 14028  
 10447  
 8338  
 13194  
 12576  
 13957  
 13866  
 8943  
 15341  
 8110

508.3  
 508.0  
 507.5  
 506.5  
 505.8  
 625.4  
 505.6  
 505.5  
 505.2  
 504.4  
 504.4  
 504.3  
 504.3  
 504.1  
 503.5  
 503.3  
 502.2  
 502.1  
 501.7  
 501.2\*  
 501.2  
 500.8  
 500.7  
 500.1  
 500.0  
 500.0

521.1

564.2 685.0

513.8

519.6

516.4

584.2

111

\*Incomplete record

C. S. Rhode  
 J. G. Cash

Printed in furtherance of the Agricultural Extension Act approved by Congress May 8, 1914. H. W. Mumford, Director  
 Extension Service in Agriculture and Home Economics, University of Illinois, Urbana.




Report of  
DAIRY HERD IMPROVEMENT ASSOCIATIONS IN ILLINOIS

March, 1938 THE LIBRARY OF THE

SEP 13 1939

COMPLETE PROGRAM NEEDED UNIVERSITY OF ILLINOIS

Substantial increases in the returns from the dairy herd may be made and held only when a complete dairy program is in operation. Sustained record keeping, together with culling and good management have contributed materially to improvement on many farms. However, in too many cases the results over a period of years are discouraging because some problem was left unsolved. Much of the value of high herd production may be lost if desirable crop rotations and good farming practices are not followed. The use of a poor herd sire over an extended period may tear down the accomplishments of years of constructive effort in herd building. Disease in a herd may be so costly that the benefits of improved practices in feeding and breeding are minimized. Lack of a complete program results many times in herd production trends shown in the figure below.

- 
- Disease control
  - Continuous testing
  - Crop rotation
  - Feeding practices
  - Labor costs
  - Pasture program
  - Marketing

The variation and trend in production of Herd A and B over a period of years is typical of the production trend on many dairy farms. Starting in 1926 with an average of 212 pounds of butterfat, Herd A thru good feeding, culling, and daughters of an outstanding bull was improved to 474 pounds of fat. A poor herd sire was mainly responsible for a drop to 328 pounds. Herd B started with an average of 301 pounds fat and ended ten years later with the same average. Lack of a breeding program and failure to solve some problems in feeding and management are the main contributing factors.



Average herd production







A WISE THING TO DO

Keeping a herd free from Bang's and other infectious diseases is a very important problem with the dairyman and is closely associated with successful dairy farm operation.

In connection with controlling Bang's disease, inquiries have been raised about the possibility of Dairy Herd Improvement Association testers and others carrying the infection from one farm to another. While we do not have records of this actually being done, authorities consider anyone who goes from barn to barn and walks thru feed alleys and over feed a possible spreader of disease. In order to make sure the spreading of disease may not be attributed to any Dairy Herd Improvement Association tester, it seems advisable for testers to wear some type of rubber overshoes while around the cattle barn. Before going to the next farm these overshoes should be thoroly washed with water and then disinfected. A three-percent Cresol (U.S.P.) solution, a double strength chlorine solution, or its recognized equivalent should make satisfactory disinfectants. It is just as important to follow this practice in summer as in winter. Testers who are following this procedure find it more convenient to carry a bucket and brush with them for cleansing and disinfecting.

Some Dairy Herd Improvement Association members require the tester and others to comply with the above practice. It is a precaution that may prevent serious loss.

HONOR LIST FOR FEBRUARY  
(Average production of each association)

Association	Tester	No. herds	No. cows	Average milk	Average fat	Percentage dry
Winnebago #3	Dale Langholf	25	412	649	29.2	13.1
Kane #3	Charles Bennett	21	696	782	28.8	11.2
St. Clair-Monroe-Randolph	Franz Schultze	26	445	713	28.7	11.2
Stephenson #1	Frank Ochsner	29	517	776	28.5	17.4
Hancock	Andrew Harris	9	103	731	28.4	13.6
Moultrie	P. J. Smith	28	384	585	28.1	14.6
Tazewell #2	Robert Starr	25	353	602	27.8	13.3
Bureau-Stark	Robert Gillespie	19	281	702	27.6	14.2
Montgomery	Lowell Kiger	12	157	677	27.4	13.4
Macoupin	Ray Minert	28	503	703	27.3	9.7
Adams	Andrew Harris	12	198	628	27.3	13.1
Ford	Leo Fryman	19	195	569	27.3	10.8
McHenry #2	Kenneth Goldy	27	752	725	26.9	14.4
Lee	J. Colgan	26	487	718	26.8	12.9
Lake #1	Francis Warberg	24	429	692	26.6	13.1
Boles	Harold Gillespie	22	275	516	26.6	10.2
McLean	Charles Rhoades	35	610	556	26.5	9.5
Christian	Dan Moeller	24	326	540	26.2	10.4
Boone #2	Steve Hansen	22	545	706	26.1	13.2
LaSalle	Wm. Fewell	24	445	610	26.0	14.8
Persey	Edward Collins	17	286	649	25.8	7.0
Woodford	L. Knapp	20	263	633	25.8	15.6
DeKalb	Clyde Boldt	28	601	745	25.6	12.3
Waukegan	Floyd Bailey	30	489	716	25.5	15.7
McHenry #4	George Augsburg	24	575	699	25.4	15.0



Kane #2	Donald Barkman	25	703	709	25.3	11.7
Winnebago #2	Gilbert Baker	23	436	640	25.0	13.5
Kendall	Donald Ferguson	17	324	584	25.0	12.0
Douglas	Ludie Knisley	14	149	553	25.0	16.8
Brown-Schuyler-Pike	Harry Bunting	16	245	488	25.0	7.8
DeWitt-Macon-Piatt	Ludie Knisley	10	157	528	24.8	14.6
State Average		1364	25271	633	24.7	14.2
Livingston	Ival Lommele	25	283	581	24.7	13.8
Madison-Bond	Earl Krieger	20	317	703	24.6	11.7
Cook	Gerrit Laseur	24	647	629	24.5	14.4
Knox	Donald Nelson	25	398	485	24.5	12.6
Lee-Bureau	Gail Stone	22	225	614	24.4	17.3
Stephenson #2	Raymond Griffin	27	429	660	24.2	18.6
Marshall-Putnam	Wayne Wilson	7	85	545	24.2	15.3
Henry-Rock Island	George Koerper	26	354	599	24.1	12.4
McHenry #1	Leo Smith	21	523	613	23.9	12.0
DuPage #2	Arthur Larson	27	583	665	23.8	16.5
Iroquois	Lee Cunningham	20	284	564	23.8	13.7
Whiteside	Eward West	17	286	616	23.7	12.2
Effingham-Fayette	Lowell Kiger	19	302	600	23.5	13.2
Wabash Valley	Glenn Rouse	24	374	449	23.5	12.0
Illinois State	O. E. Brown	14	877	681	23.4	15.5
Tazewell #1	Wayne Wilson	11	311	589	23.3	16.7
Champaign	R. Azbill	17	225	575	23.1	15.6
Effingham #1	George Francis	32	357	610	22.9	14.3
Greene-Morgan	Kenneth Harris	23	409	534	22.9	13.7
McHenry #3	Beryl Barkman	25	706	635	22.8	14.6
Carroll	Russell Hall	16	258	622	22.8	14.0
Lake #2	Norman Nehmer	25	573	578	22.8	16.6
Kane #1	Chester Watts	17	454	633	22.6	11.7
JoDaviess #2	Russell Hall	3	57	579	22.5	21.1
Boone #3	John Yurs	18	391	638	22.3	11.3
Will #1	Don Swinford	27	607	622	22.0	12.9
Stephenson #3	Donald Dietmeier	24	345	625	21.6	24.1
Southern Illinois	Orval Modglin	17	236	486	21.6	14.8
Will #2	Carl Nelson	30	647	590	21.5	17.9
Jangamon	Louis Duerer	25	329	496	21.2	13.4
Winnebago #1	Robert Peet	21	413	541	21.0	15.5
Vermilion-Edgar-Clark	Franklin Benton	13	188	500	20.3	18.6
JoDaviess #1	Carroll Spickler	30	560	474	17.4	30.9

Highest Producing Herd in Each Association

Association	Owner	No. cows	No. milkings daily	Breed	Milk	Fat
Stephenson #1	Walter Splinter	10	2	P B H	1503	55.3
Ford	John Steinman	5	2	P B G	1003	49.8
McHenry #2	Maywood Farm	25	2-3	P B H	1278	46.6
Woodford	W. W. Taylor	16	3	"	1249	46.6
Boone #2	Harold Thomas	22	2	G H	1392	46.1
Montgomery	J. E. Priddle	9	2-3	"	1328	45.6
Iroquois	Herman Smith	8	2	P B G	964	45.5
Kane #3	Frank J. Rief	32	2-3	P B H	1210	44.6
St. Clair-Monroe-Randolph	A. C. Kolmer	10	2	"	1285	44.5
Christian	G. L. Beaumont	33	3	PB&GH	1204	44.1
McHenry #4	Joe Lange	24	2	"	1226	43.5





McLean	Edwin Rhoda	8	2	G G	800	42.8
Moultrie	G. H. Christy	7	2	PB&GH	956	42.3
Carroll	Ward Paul	6	2	G H	1065	42.1
Lee-Bureau	J. D. Milliken	7	2	PB&GG	797	42.1
Kane #1	Mooseheart Farm	50	3	P B H	1178	41.4
Stephenson #2	Turner & Barchers	8	2	Mixed	1187	40.8
Winnebago #3	John Logan	9	2	P B H	1234	40.5
Winnebago #2	Maynard Whitman	14	2	"	1002	40.5
DeKalb	Joseph George	11	2	"	905	40.4
Wabash Valley	Emmet Risley	9	2	J	783	40.2
Tazewell #2	Thornton Mooberry	5	2	PB&GBS	907	40.1
Knox	Ben Baird	11	2	P B G	800	40.1
Southern Illinois	Allen Rountree	5	2	P B J	872	40.0
Whiteside	Loyal Garrison	12	2	G G	821	39.9
Jersey	Wm. Moore	17	2	Mixed	1108	39.4
Lake #1	Allendale Farm	15	2-3	P B H	1050	38.8
Brown-Schuyler-Pike	Hershel Hess	8	2	PB&GH	1073	38.5
McHenry #1	Leland Hegeman	43	2	"	1047	38.2
Bureau-Stark	McCauley & Blazey	15	2	G H	983	38.2
DuPage #2	Zuiring Farm	27	3	P B H	1108	37.9
Henry-Rock Island	J. L. Rehn	13	2	P B J	665	37.9
Kankakee	Mary D. Taylor	14	3	PB&GH	1212	37.7
Greene-Morgan	Geo. Farrow	12	2	Mixed	878	37.5
Coles	Tony Rathe	7	2	P B J	637	37.4
JoDaviess #1	Glenn Blair	15	2	P B H	1034	37.3
Macoupin	Pocklington Bros.	23	3	PB&GH	1004	37.1
Livingston	John Masching	7	2-3	P B H	968	36.9
Lee	E. L. McCracken	14	2	"	967	36.5
Madison-Bond	Oscar Westerheide	19	2	PB&GH	1163	36.2
Adams	Tenhouse & Sons	11	2	PB&GJ	684	36.2
Marshall-Putnam	H. J. Schumacher	7	2	G	773	35.4
Douglas	Yoder & Kuhns	12	2	PB&GJ	652	35.3
Effingham #1	C. R. Hetzer	8	2		946	35.2
Kane #2	LaVerne Warford	34	2	PB&GH	946	35.1
Lake #2	Adelmer Farm	19	3	P B G	634	34.8
Will #2	Ralph Kemmerer	6	2	G H	947	34.6
Illinois State	Ill. Security Hospital	16	2	PB&GH	1033	34.2
Effingham-Fayette	Reuben Sutter	13	2	"	1032	33.8
LaSalle	Douglas Knights	39	3	"	865	33.7
Sangamon	Les Starks	15	2	G H	944	33.6
Will #1	Frank Sayers	10	2	P B H	975	33.3
Cook	Edison Dick	47	2-3	Mixed	933	32.9
DeWitt-Macon-Piatt	Charles Griffin	5	2	PB&GJ	655	32.7
JoDaviess #2	Finkenbinder & Son	14	2	Mixed	916	32.4
Vermilion-Edgar-Clark	Vermilion County Farm	15	2	H	899	32.1
Tazewell #1	Meadowbrook Farm	37	2-3	G	706	32.0
Dendall	Rock Creek Farm	54	2	P B G	663	32.0
Champaign	J. E. Zehr	8	2	PB&GG	621	31.6
McHenry #3	C. D. Robson	65	2-3	G H	981	31.3
Coone #3	E. H. Ellingson	24	2	P B H	858	31.3
Stephenson #3	Clayton Horstmeier	15	2		1017	30.9
Winnebago #1	George Pepper	21	2	G J	620	30.9

C. S. Rhode


J. G. Cash



REPORT OF  
DAIRY HERD IMPROVEMENT ASSOCIATIONS IN ILLINOIS  
April, 1938

THE LIBRARY OF THE  
SEP 13 1939  
UNIVERSITY OF ILLINOIS

MOLASSES-ALFALFA SILAGE SUCCESSFULLY USED



That alfalfa may be successfully used as a silage crop has been demonstrated on several Dairy Herd Improvement Association members' farms during the past two years. Some who have used it are: Pocklington Brothers, Milwood; Rock Creek Farm, Plano; Monroe Farm, St. Charles; and Robert LaRosh, Pekin. Their experience is especially valuable coming at a time when a larger acreage in legumes is being emphasized in connection with soil conservation and improvement. Then there is always the possibility of running into rainy weather when the first crop is ready to cure for hay. Rain and wet weather do not interfere with the making of molasses-alfalfa silage as the cut alfalfa should be taken directly from the mower to the silage cutter.

IMPORTANT POINTS DEVELOPED BY EXPERIMENTS  
AND EXPERIENCE

1. Alfalfa silage may replace a part or all of the corn silage and a portion of the hay in the dairy ration.
2. Color in the milk is increased with alfalfa silage.
3. Alfalfa silage fed after milking improves milk flavor.
4. Getting the cut alfalfa into the silo before it dries after cutting is important in making good silage.
5. Alfalfa should be cut for silage about the time it is ready to cut for hay.
6. The use of seventy pounds of corn sugar or blackstrap molasses to a ton of alfalfa gives better results than smaller amounts.
7. Molasses may be added to the alfalfa by mixing with water (about equal parts) in an elevated barrel and conveyed to the forage as it enters the silo filler by a 3/4-inch hose. Another method is to use a silo filler with a spray pump attached. The molasses is sprayed over the forage as it enters the filler.
8. Cattle like it as well as alfalfa hay or corn silage.
9. Soybeans may be used for silage the same as alfalfa. Some prefer it to soybean hay but consider alfalfa silage better.

NEW RECORDS SET

The organization of Dairy Herd Improvement Associations in Macon and DeKalb counties on April 1 boosts the total for the state to 68. These 68 associations have approximately 1500 members and records are being kept on over 27,000 cows. There are more Dairy Herd Improvement Associations in operation, herds on test, and records kept than ever before in the history of the work in Illinois.

Prepared by the Department of Dairy Husbandry, University of Illinois, College of Agriculture, Extension Service in Agriculture and Home Economics, Urbana, Illinois





On or after January 1, 1938, associations were organized in McLean, McHenry, Kane, Marshall-Putnam, Macon, and DeKalb Counties. Much of the credit for this expansion is due to the active interest of members. Groups in Kankakee, Shelby, and Washington Counties are busy on organization work at present.

A FORWARD STEP

Stephenson and Morgan Counties stepped to the front during the past month and joined the list of counties having Cooperative Breeding Associations in operation. Two Brown Swiss Associations are now going in Stephenson County and a Guernsey Association in Morgan County. The fifteen members of these new associations, the same as members of others, see the possibilities of this program. They are an enthusiastic group that know where they want to go and are definitely on their way.

Who can measure the value of a program based on clean herds, continuous record keeping, the use of superior sires, limited use of sires in any one herd until proved, and extended use of the good ones? Such a program will definitely improve the herds of cooperators and will make available seed stock of the right kind of inheritance that will improve dairy herds all over the state. Work on this program is going forward in Moultrie, Shelby, Will, Henry, Rock Island, Fayette, Champaign, Macoupin, LaSalle, and Cook counties.



HONOR LIST FOR MARCH  
Average Production of Each Association

Association	Tester	No. herds	No. cows	Average milk	Average fat	Percentage dry
Innebago #3	Dale Langholf	25	411	996	35.0	8.8
Stephenson #1	Frank Ochsner	29	528	941	34.1	12.5
Bureau-Stark	Robert Gillespie	19	281	838	33.5	10.0
Wazewell #2	Robert Starr	25	355	740	33.1	11.0
Wood	Leo Fryman	10	110	701	32.8	11.8
St. Clair-Monroe-Randolph	Franz Schultze	26	460	813	32.1	9.6
Moultrie	W. W. Wilson	25	357	659	31.5	15.1
DeKalb	J. Colgan	27	503	824	31.1	9.9
Kankakee	F. D. Bailey	28	463	850	31.0	11.7
Macon #3	Charles Bennett	23	775	849	30.8	13.2
Montgomery	Lowell Kiger	12	168	764	30.6	12.5
Washington #2	Steve Hansen	19	459	828	30.3	10.0
Macoupin	Andrew Harris	12	199	711	30.0	12.6
McLean	Charles Rhoades	35	635	637	30.0	9.4
Shelby	Harold Gillespie	22	284	574	29.9	12.0
Macoupin	K. Ray Minert	29	515	782	29.8	8.3
Woodford	L. Knapp	20	266	718	29.7	12.4
Witt-Macon-Piatt	Ludie Knisley	7	133	660	29.7	8.3
Madison	Ludie Knisley	13	134	665	29.6	13.4
DeKalb-Bureau	Gail Stone	22	223	747	29.5	9.4
Marshall-Putnam	Wayne Wilson	4	47	594	29.4	6.4
McHenry #2	Kenneth Goldy	27	746	791	28.9	13.3
Stephenson #2	Raymond Griffin	31	512	783	28.9	14.8
Washington #2	Donald Barkman	25	717	801	28.7	12.6
DeKalb #1	Francis Warberg	26	483	765	28.6	13.7



ngle	Willis Turner	19	304	833	28.5	7.9
MaSalle	William Fewell	24	442	685	28.4	14.5
Book	Gerrit Laseur	21	575	730	28.3	12.9
Page #2	Arthur Larson	23	501	765	28.1	15.0
STATE AVERAGE		1364	25235	748	28.1	13.0
Livingston	Ival Lommele	25	298	659	28.0	14.8
DeKalb	Clyde Boldt	28	595	801	27.9	12.4
McHenry #4	Geo. Augsburg	26	616	790	27.9	14.9
Stephenson #3	Donald Dietmeier	30	438	803	27.7	14.4
Inox	John Groves	22	357	598	27.7	12.0
Illinois State	O. E. Brown	14	868	810	27.5	12.3
Tazewell #1	Wayne Wilson	12	326	691	27.5	16.9
Brown-Schuyler-Pike	Harry Bunting	17	253	549	27.5	11.1
Jersey	Edw. Collins	17	291	715	27.3	9.6
Winnebago #2	Gilbert Baker	23	410	690	27.3	13.9
McHenry #1	Leo. Smith	23	567	705	27.1	13.8
Henry-Rock Island	Geo. Koerper	26	353	695	27.1	12.5
Christian	Dan Moeller	25	325	565	27.1	13.2
Wabash Valley	Glenn Rouse	26	419	551	27.0	10.0
Effingham-Fayette	Lowell Kiger	19	325	678	26.8	9.8
Greene-Morgan	Kenneth Harris	25	452	623	26.6	14.4
Troquois	Lee Cunningham	23	308	625	26.4	18.8
Dendall	Don Ferguson	21	365	652	26.1	14.2
Madison-Bond	Earl Krieger	19	300	738	26.0	11.0
Kane #1	Chester Watts	22	494	720	25.9	12.6
Carroll	Russell Hall	19	288	707	25.8	13.2
McHenry #3	Beryl Barkman	26	752	718	25.7	13.0
Southern Illinois	Orval Modglin	16	230	575	25.7	12.2
Effingham #1	George Francis	31	341	680	25.6	13.8
Winnebago #1	Robert Peet	24	470	646	25.4	12.3
Boone #3	John Yurs	19	399	723	25.3	15.0
Fill #2	Carl Nelson	24	570	689	25.1	17.5
Whiteside	Eward West	19	332	671	25.0	11.4
Vermilion-Edgar-Clark	Franklin Benton	15	201	576	24.5	18.4
Champaign	Raymond Azbill	17	226	602	24.1	20.8
Sangamon	Louis Duewer	23	317	587	23.9	12.6
Fill #1	Don Swinford	27	591	670	23.1	15.6
JoDaviess #2	Russell Hall	3	57	606	22.6	10.5
JoDaviess #1	Carroll Spickler	30	515	617	22.1	24.7

Highest Producing Herd in Each Association

Association	Owner	No. cows	No. milk-ings daily	Breed	Milk	Fat
Stephenson #1	Walter Splinter	10	2	P B H	1593	56.6
Kankakee	Mary D. Taylor	14	3	PB&GH	1593	53.8
Winnebago #3	John Logan	11	2	P B H	1443	53.6
Wabash Valley	G. Emmett Risley	10	2	J	972	52.3
McHenry #2	Maywood Farm	24	2-3	P B H	1381	51.6
Lee-Bureau	J. D. Milliken	6	2	P B G	956	51.6
Montgomery	J. E. Priddle	9	2-3	G H	1442	51.2
Troquois	Herman Smith	8	2	P B G	1028	50.2
St. Clair-Monroe-Randolph	A. F. Dieckmann	15	2-3	PB&GH	1473	49.9
Woodford	W. W. Taylor	16	3	P B H	1321	49.6
McLean	Hubert Staubus	16	2	G J	985	49.3
Stephenson #2	Wm. Eisenhower	7	2	G B S	1370	48.9
Tazewell #2	J. C. Schweigert	18	2	PB&GJ	942	48.3



Ford	John Steinman	6	2	P B G	963	48.1
Greene-Morgan	Drivers Brothers	15	2	G H	1275	48.0
Kane #1	Mooseheart Farms	48	3	P B H	1388	47.5
Boone #2	Harold Thomas	22	2	PB&GH	1407	47.4
Henry-Rock Island	Gail Peart	7	2	PB&GBS	1116	47.0
McHenry #4	Joe Lange	23	2	PB&GH	1332	46.7
Bureau-Stark	N. J. Finck	13	2	"	1239	46.1
Coles	Tony Rathe	8	2-3	P B J	836	45.5
Livingston	John Masching	6	2-3	P B H	1324	45.0
Carroll	Ward Paul	7	2	"	1235	44.8
Moultrie	S. J. Kensil	30	2	H	1303	44.7
Madison-Bond	Ed Hentz	15	2	P B H	1285	44.3
Kane #2	Howard Farm	19	2	"	1066	44.1
Southern Illinois	Allen Rountree	5	2	P B J	918	44.0
Christian	G. L. Beamout	31	3	PB&GH	1216	43.7
Effingham #1	A. F. White	7	2	P B J	665	43.1
Kane #3	A. R. Johnson	28	2-3	P B H	1126	42.5
Jersey	C. E. Stanley	10	2	J	755	42.0
Whiteside	Loyal Garrison	13	2	G G	833	41.9
Vermilion-Edgar-Clark	Vermilion County Farm	15	2	H	1137	41.8
Will #1	Frank B. Sayers	9	2	P B H	1220	41.4
LaSalle	A. G. Messner	9	2	G H	1117	41.2
Stephenson #3	Clifford Welling	11	2	"	1069	40.9
Macoupin	H. W. Knoche	24	2	"	1095	40.7
JoDaviess #1	Glenn Blair	17	2	P B H	1150	40.6
Boone #3	E. H. Ellingson	23	2	P B H	1110	40.0
DuPage #2	Peter Hoy	11	2	PB&GH	1096	39.9
Ogle	Forrest Gillespie	20	2	P B H	1023	39.6
Cook	Corliss Anderson	27	2	G	810	39.6
Lee	C. L. Bothe	27	2	Mixed	948	39.3
DeKalb	Joseph George	11	2	P B H	969	39.1
Knox	Ben Baird	11	2	P B G	832	39.0
Winnnebago #2	Maynard Whitman	14	2	P B H	1049	38.9
Brown-Schuyler-Pike	Hershel Hess	8	2	PB&GH	1092	38.8
Douglas	John McCarty	8	2-3	"	1003	38.4
Vill #2	Loren Carver	18	2	"	1168	38.3
Champaign	Maxwell and Son	17	2	"	1158	38.1
Razewell #1	Garold Kepple	6	2	Mixed	822	38.1
DeWitt-Macon-Piatt	Azbill and Mettler	14	2	PB&GJ	785	37.5
Lake #1	Hill Top Farm	18	2	P B G	831	37.4
McHenry #1	Leland Hegeman	44	2	PB&GH	1062	37.3
Illinois State	Security Hosp.	15	2	"	1053	37.3
Winnnebago #1	Oltman & Sherman	14	2	G H	1062	37.2
Dendall	Homer Vickery	10	2	"	816	37.1
McHenry #3	C. D. Robson	64	2-3	G H	1128	36.8
Marshall-Putnam	Harold Mills	15	2	G	792	36.4
Madams	Tenhouse and Son	12	2	PB&GJ	729	36.0
JoDaviess #2	D. A. Finkenbinder	14	2	Mixed	1038	35.3
Langamon	J. Ward Hopwood	15	2	PB&GH	1052	33.5
Effingham-Fayette	Lem J. Miller	14	2	G H	902	33.4

C. S. Rhode

J. G. Cash

Printed in furtherance of the Agricultural Extension Act approved by Congress May 8, 1914. H. W. Mumford, Director Extension Service in Agriculture and Home Economics, University of Illinois, Urbana.





REPORT OF  
DAIRY HERD IMPROVEMENT ASSOCIATIONS IN ILLINOIS  
MAY, 1938

THE LIBRARY OF THE

SEP 13 1939

UNIVERSITY OF ILLINOIS

EVIDENCE OF LEADERSHIP

A few weeks ago we had the privilege of hearing a Dairy Herd Improvement Association member who has the respect of the members of his association and his neighbors make these statements--"I became a Dairy Herd Improvement Association member in 1934. My herd average the first year was 289 pounds of fat. After four years it has been improved to over 400 pounds. Culling, feeding, and the daughters of a good herd sire are responsible for this improvement.



"To get the real good from Dairy Herd Improvement Association work one should test continuously. I want to get into a Cooperative Breeding Association because I realize how easily I could ruin my herd with a poor sire. My herd is tested annually for tuberculosis and Bang's disease."

Later other members gave him the credit for getting them into the association.

To us, his experience and activities indicate that he has an unusual insight into dairy farming problems. Not only has he sized up the situation correctly but has indicated that his interest and enthusiasm extends beyond the boundaries of his own farm.

RECORD BROKEN AGAIN

With the organization of a Dairy Herd Improvement Association in Shelby County on May 1, sixty-nine associations are in operation in Illinois. The addition of over 20 new members to JoDaviess County Associations on May 1 has been reported. The sixty-nine associations now have approximately 1,550 members and records are being kept on over 28,000 cows. More associations are in operation, and more herds and cows are being tested than at any previous time.

New associations were organized in McLean, McHenry, Kane, and Marshall-Putnam Counties on January 1, 1938. On April 1 new associations were started in DeKalb and Macon Counties and on May 1 the Shelby Association began operation. Interest in new associations has been reported from Kankakee, Washington, and Will Counties.

HONOR LIST FOR APRIL

Average Production of Each Association

Association	Tester	No. herds	No. cows	Average milk	Average fat	Percentage dry
Stephenson #1	Frank Ochsner	29	539	981	35.1	9.8
Winnebago #3	Dale Langholz	25	400	990	35.0	5.3
Moultrie	W. W. Wilson	24	321	771	34.7	11.2
Pazewell #2	Robert Starr	26	366	785	34.6	10.4

Prepared by the Department of Dairy Husbandry, University of Illinois, College of Agriculture, Extension Service in Agriculture and Home Economics, Urbana, Illinois.



Hancock	Andrew Harris	12	132	934	33.2	6.8
Bureau-Stark	Robert Gillespie	20	300	815	32.7	10.0
Kankakee	F. D. Bailey	29	462	907	32.5	17.3
McLean	Charles Rhoades	35	659	666	32.3	10.5
St. Clair-Monroe-Randolph	Franz Schultze	26	463	788	31.8	9.3
Lee-Bureau	Gail Stone	21	227	794	31.5	7.0
Ford	Leo Fryman	18	188	666	31.5	10.1
Douglas	Ludie Knisley	13	130	707	31.4	10.0
DeWitt-Macon-Piatt	Ludie Knisley	10	168	683	31.3	7.1
Adams	Andrew Harris	12	207	743	31.2	6.8
Lee	James Colgan	27	509	827	31.1	7.1
Tazewell #1	Wayne Wilson	10	275	825	30.6	12.0
Macoupin	K. Ray Minert	27	483	788	30.5	6.2
Brown-Schuyler	Harry Bunting	20	307	602	30.5	8.5
Stephenson #2	Raymond Griffin	31	505	852	30.3	10.1
Coles	Harold Gillespie	23	313	585	30.1	15.0
Montgomery	Lowell Kiger	12	169	731	29.9	12.4
LaSalle	Wm. Fewell	24	443	691	29.9	12.6
Kane #3	Chas. Bennett	23	765	813	29.6	12.3
Woodford	L. Knapp	22	292	733	29.6	13.4
Boone #2	Steve Hansen	19	445	816	29.3	11.5
Marshall-Putnam	Wayne Wilson	9	110	689	29.1	5.5
Wabash Valley	Glenn Rouse	26	426	580	29.0	8.7
Stephenson #3	Don Dietmeier	31	468	845	28.9	10.5
Lake #1	Francis Warberg	26	487	772	28.9	11.1
Cook	Gerrit Laseur	20	569	738	28.8	11.4
State Average		1483	27263	740	28.6	11.2
Illinois State	Oden Brown	14	872	818	28.3	8.3
Henry-Rock Island	Geo. Koerper	26	344	724	28.3	10.8
Macon	Charles Botterbusch	25	452	683	28.3	10.6
McHenry #4	Geo. Augsburg	26	621	798	28.0	14.3
Jersey	Edw. Collins	17	291	704	28.0	9.6
Christian	Dan Moeller	25	325	629	28.0	11.4
McHenry #2	Kenneth Goldy	27	755	782	27.9	12.2
Kane #2	Donald Barkman	26	736	785	27.8	13.9
DeKalb #1	Clyde Boldt	28	596	797	27.7	11.4
Lake #2	N. F. Nehmer	28	553	702	27.7	11.9
Iroquois	Lee Cunningham	21	285	679	27.7	14.0
Livingston	Ival Lommele	24	279	647	27.7	16.1
Vermilion-Edgar-Clark	Franklin Benton	15	222	637	27.6	13.5
Knox	John Graves	26	449	574	27.6	11.1
Effingham	George Francis	31	346	724	27.5	8.7
Effingham-Fayette	Lowell Kiger	19	306	711	27.5	8.2
Ogle	Willis Turner	18	279	811	27.4	7.9
Greene-Morgan	Kenneth Harris	23	412	641	27.4	16.3
Boone #3	John Yurs	20	412	780	27.3	8.3
DuPage #2	Arthur Larson	24	495	755	27.2	10.9
Champaign	Raymond Azbill	17	219	671	27.2	13.7
Kendall	Loren Robinson	20	377	634	27.1	10.6
Southern Illinois	Orval Modglin	15	220	618	26.8	9.1
McHenry #3	Beryl Barkman	28	785	732	26.2	10.6
Kane #1	Theodore Reel	19	426	728	26.2	11.7



Will #2	Carl Nelson	28	609	703	26.2	14.8
DeKalb #2	Richard Leech	23	423	701	26.1	14.9
Winnebago #2	Gilbert Baker	22	405	662	26.1	11.9
McHenry #1	Leo Smith	22	564	674	25.7	12.2
JoDaviess #1	Carroll Spickler	28	473	721	25.5	17.3
Winnebago #1	Robert Peet	25	489	668	25.4	9.4
Sangamon	Louis Duewer	25	335	613	25.2	13.1
Whiteside	Eward West	16	276	651	25.0	13.8
Carroll	Russell Hall	20	310	684	24.9	12.6
Madison-Bond	Earl Krieger	19	297	707	24.6	11.8
JoDaviess #2	William Fruin	16	300	618	24.2	11.3
Will #1	Don Swinford	27	587	704	23.8	14.1

Highest Producing Herd in Each Association

Association	Owner	No. cows	No. milk-ings daily	Breed	Milk	Fat
Stephenson #1	Melvin Dietmeier	22	2	PB&GH	1,490	53.9
Winnebago #3	John R. Logan	11	2	P B H	1,452	53.2
Woodford	W. W. Taylor	17	3	"	1,404	51.8
Kankakee	Mary D. Taylor	13	3	"	1,572	51.7
Wabash Valley	G. E. Risley	8	2	J	893	50.5
McLean	H. C. Staubus	16	2	G J	997	50.4
Iroquois	Herman Smith	7	2	P B G	1,038	49.7
Tazewell #2	Thornton Mooberry	5	2	PB&GBS	1,198	49.2
Lake #2	Adelmer Farm	18	2-3	P B G	904	48.6
Kane #2	Howard Farm	19	2	P B H	1,283	48.4
Hancock	E. B. Whitcomb	8	2	"	1,530	48.0
Henry-Rock Island	I. S. Sellon	16	2	"	1,484	48.0
Moultrie	Jacob Yakey	17	2	G J	891	47.1
Montgomery	J. E. Priddle	10	2	G H	1,382	46.6
Boone #3	S. A. Ellsworth	12	2	P B H	1,087	46.5
Kane #3	F. J. Rief	39	2-3	"	1,238	46.1
Effingham	A. F. White	9	2	PB&GJ	863	46.1
Bureau-Stark	St. Bede's College	14	2	H	1,443	46.0
St. Clair-Monroe-Randolph	L. B. Eidman	11	2	PB&GJ	804	45.8
JoDaviess #2	Robert Buford	7	2	P B H	1,251	45.1
Christian	G. L. Beaumont	31	3	PB&GH	1,470	44.5
Kane #1	Mooseheart	49	3	P B H	1,304	44.5
Stephenson #3	Loy McCauley	8	2	"	1,399	44.4
Ford	W. E. Crowe	9	2	Mixed	807	44.2
Lee-Bureau	J. D. Milliken	7	2	P B G	921	44.0
Lee	Cole & Donnelly	11	2	P B H	1,251	43.8
Stephenson #2	Gund & Gorenson	12	2	G H	1,275	43.5
McHenry #4	Joe Lange	24	2	PB&GH	1,153	43.3
Boone #2	Harold Thomas	22	2	"	1,303	42.7
McHenry #2	Maywood Farm	24	2	P B H	1,143	42.2
Jersey	Wm. Moore	17	2		1,108	42.2
Madison-Bond	Ed Hentz	13	2	P B H	1,241	41.9
DeKalb #2	John Timm	24	2	G H	1,272	41.8
Ogle	J. W. Hemingway	8	2	P B H	1,209	41.8
Livingston	John Masching	6	2-3	"	1,154	41.3
Carroll	Ward Paul	7	2	G H	1,166	41.2





Tazewell #1	W. N. Foster	33	2-3	PB&GG	906	41.2
Coles	Tony Rathe	8	2	P B J	748	41.2
Adams	Meyer & Risk	16	3	P B H	1,192	40.5
Macoupin	E. O. Cannedy	18	2	G H	1,022	40.4
Douglas	Ed J. Yoder	12	2	PB&GH	1,040	40.2
Will #2	Ralph Kemmerer	6	2	G H	1,049	39.9
DeKalb #1	James Montavon	19	2	"	1,141	39.5
Winnebago #2	E. H. Reifschneider	15	2	Mixed	1,017	39.3
Macon	H. G. Floyd	20	2	G J	752	39.3
Brown-Schuyler	Givens and Davis	16	2	"	710	39.0
Cook	Louis W. Pohlman	22	2	Mixed	974	38.8
DeWitt-Macon-Piatt	Azbill and Mettler	18	2	PB&GJ	813	38.8
Lake #1	Hill Top Farm	15	2	P B G	838	38.7
Sangamon	J. Ward Hopwood	15	2	PB&GH	1,113	38.4
LaSalle	Ottawa Guernsey Farm	45	2	PB&GG	764	38.3
DuPage #2	Zimring Farm	24	3	P B H	1,053	37.8
Vermilion-Edgar-Clark	Ralph Woodbridge	13	2	J	741	37.6
McHenry #3	C. D. Robson	60	2-3	G H	1,165	37.5
Knox	Ben D. Baird	12	2	P B G	728	37.2
Champaign	Joe Walden	5	2	PR&GH	1,115	37.1
McHenry #1	Leland Hegeman	43	2	"	1,062	37.1
Effingham-Fayette	Schumacher & Ballard	14	2	GH&GG	985	37.1
Greene-Morgan	Howard Stevenson	15	2	G G	721	36.9
JoDaviess #1	Glenn Blair	17	2	P B H	1,074	36.5
Winnebago #1	Geo. Pepper	21	2	G J	700	36.2
Zendall	John Anderson	16	2	Mixed	1,008	35.9
Will #1	Frank B. Sayers	10	2	P B H	1,045	35.7
Whiteside	Loyal Garrison	14	2	G G	746	35.4
Marshall-Putnam	R. O. Wilson	8	2	PB&GJ	690	35.1
Illinois State	Menard Pen.	70	2	G H	1,039	34.8
Southern Illinois	Allen Rountree	6	2	P B J	770	34.3

REPORT OF ILLINOIS 500# BUTTERFAT COW CLUB--  
FIRST FOUR MONTHS, 1938

Association	Owner	Breed	Milk	Fat
Kane #3	Frank Rief	P B H	10,808	330.0
Douglas	John McCarty	"	8,453	324.4
McHenry #2	Maywood Farm	"	9,100	309.4
Stephenson #1	W. T. Rawleigh Co.	"	8,983	308.2
Winnebago #2	Maynard Whitman	"	7,615	305.7
Kane #1	Mooseheart Farm	"	8,700	304.2
McHenry #2	Maywood Farm	"	6,929	301.8
Cook	E. J. Bush	"	7,770	297.8
St. Clair-Monroe-Randolph	Raymond Wittenborn	G H	9,383	296.8
Woodford	Muller Brothers	P B H	7,659	296.3
Zane #1	Mooseheart Farm	"	8,307	295.7
Moultrie	L. D. Scass	P B J	5,207	295.7
Kane #3	Fred Hummel	G H	7,847	292.3
Kane #3	Frank Rief	P B H	7,431	291.7
Stephenson #1	Herrnan Zurbriggen	"	8,237	291.2
Stephenson #1	W. T. Rawleigh Co.	"	8,865	291.1





Tazewell #2	Thornton Mooberry	G B S	7,646	290.9
Kane #3	Fred Hummel	G H	6,953	290.5
Montgomery	Sumner Wilson	P B H	8,086	288.6
Kane #3	Porter Fox	PBBS	7,418	288.2
Macoupin	Pocklington Bros.	G H	8,020	288.0
Kane #3	Frank Rief	P B H	9,349	286.8
Kendall	Rock Creek Farm	P B G	5,404	286.4
Stephenson #1	Arthur Ellis	P B H	4,535	285.9
LaSalle	Douglas Knights	"	6,896	284.5
Montgomery	Sumner Wilson	"	7,257	280.8
Will #1	Frank Sayers	"	7,713	280.2
Kane #1	Mooseheart Farm	"	8,792	280.0
Winnebago #3	R. B. Anderson	"	6,835	279.7
DeKalb	Elwood & Nelson	"	9,594	278.0
Kane #3	Porter Fox	PBBS	7,080	277.2
LaSalle	Douglas Knights	P B H	7,380	276.7
Lake #2	Herbert Mayer	"	7,725	276.5
Stephenson #1	Herman Zurbriggen	"	7,513	274.5
Henry-Rock Island	I. S. Sellon	"	7,568	273.9
Tazewell #2	Ernest Worner	"	6,368	272.5
McHenry #2	Lawrence York	G H	8,246	271.4
Winnebago #3	John Logan & Sons	P B H	6,392	271.3
Woodford	Muller Brothers	G H	7,797	270.3
Kane #1	Mooseheart Farm	P B H	7,465	269.9
Stephenson #1	Melvin Dietmeier	G H	7,906	269.6
McHenry #2	Lawrence York	"	7,282	269.2
Winnebago #3	John Logan & Sons	P B H	6,867	268.7
Moultrie	Ill. Masonic Home	"	7,526	268.5
McHenry #2	Lawrence York	G H	6,851	268.5
Kane #1	Mooseheart Farm	P B H	6,283	267.5
Woodford	W. W. Taylor	"	7,411	266.9
Lake #2	Adelmer Farm	P B G	5,139	266.5
Kankakee	Mrs. Mary Taylor	G H	7,939	266.2
Kane #1	Mooseheart Farm	"	8,525	265.1
Stephenson #1	Walter Splinter	P B H	8,162	265.1
Kankakee	Mrs. Mary Taylor	"	8,881	264.8
Macoupin	Pocklington Bros.	"	6,545	264.0
Woodford	W. W. Taylor	"	6,774	263.3
Stephenson #1	John Babler	"	8,427	263.2
Stephenson #1	John Babler	"	8,306	262.7
St. Clair-Monroe-Randolph	A. F. Dieckman	P B H	8,663	262.6
Kane #3	Porter Fox	PBBS	6,603	262.1
Kankakee	Ash Grove Dairy	G H	6,674	261.5
Winnebago #3	Lawrence York	"	5,630	261.0
Stephenson #2	Elmer Hansen	P B H	6,381	260.5
Effingham-Fayette	J. E. Priddle	G H	8,174	259.9
Stephenson #1	H. Zurbriggen	P B H	7,792	259.5
Effingham-Fayette	J. E. Priddle	G H	7,180	259.1
Lake #2	Herbert Mayer	P B H	6,829	258.9
Tazewell #2	J. C. Schweigert	G J	4,457	256.7
Lake #2	Adelmer Farm	P B G	5,170	256.5
Kane #3	Edwin Hattendorf	P B H	6,469	256.3
Stephenson #1	H. Zurbriggen	"	6,243	255.8



Kane #2	LaVerne Warford	P B H	6,975	255.1
Kendall	Rock Creek Farm	P B G	5,520	254.7
Coles	W. A. Myers	Mixed	5,087	254.3
Stephenson #1	H. Zurbriggen	P B H	6,603	253.4
Stephenson #1	Howard Swanzey	"	5,370	253.2
Kendall	Rock Creek Farm	P B G	4,818	252.9
McHenry #2	Maywood Farm	P B H	7,132	252.4
DeKalb	A. J. Boyle	G H	6,997	251.4
Montgomery	Sumner Wilson	P B H	6,921	251.2
Stephenson #1	Arthur Ellis	"	6,644	251.2
Kendall	Rock Creek Farm	P B G	5,119	250.9
Montgomery	Sumner Wilson	P B H	6,740	250.7
St. Clair-Monroe-Randolph	A. F. Dieckman	"	7,544	250.5
Kane #3	Frank Rief	"	6,743	249.8
Moultrie	Ill. Masonic Home	"	7,344	248.4
Tazewell #2	E. J. Hieser	PBBS	6,311	248.4
Moultrie	Ralph Emel	P B J	4,137	248.2
Kane #3	Frank Rief	P B H	7,066	247.6
Winnebago #3	Arnsmeier & Alberstett	P B H	6,883	247.5
Bureau-Stark	Pettigrew & Miller	"	7,026	247.4
McHenry #2	Lawrence York	"	6,934	247.4
Kane #1	Mooseheart Farm	"	6,766	247.0
Stephenson #1	John Babler	"	7,985	245.7
Kane #3	Compton Hill Farm	"	6,217	245.5
Woodford	W. W. Taylor	"	6,778	245.4
DeKalb	Weaver & Dutton	"	6,604	245.0
Kane #2	Phillip Nickels	G B S	5,354	244.2*
Macoupin	Pocklington Bros.	G H	6,384	243.9
Winnebago #3	John Logan & Sons	P B H	6,756	243.2
Lake #2	Adelmer Farm	P B G	5,381	242.9
Will #2	L. J. Carver	G H	7,245	242.8
Kane #3	Frank Rief	P B H	5,716	242.8
Kane #1	Mooseheart Farm	P B H	8,473	242.7
Stephenson #1	Arthur Ellis	P B H	5,913	242.7
Bureau-Stark	N. J. Finck & Sons	"	5,720	242.7
Cook	Palanois Farm	"	5,270	242.4
Kane #3	Frank Rief	"	7,206	242.2
Woodford	W. W. Taylor	"	6,926	242.0
Stephenson #1	H. Zurbriggen	P B H	6,667	241.8
Illinois State	State Pen. (Pontiac)	G H	7,591	241.7
Winnebago #3	Arnsmeier & Alberstett	P B H	6,850	241.7
Kane #3	Fred Hummel	"	7,233	241.6
McHenry #2	Maywood Farm	P B H	5,966	241.5
Tazewell #2	Ernest Worner	"	6,597	241.3
Stephenson #1	Walter Splinter	"	6,523	241.2
St. Clair-Monroe-Randolph	A. F. Dieckman	"	6,876	241.1
Lake #2	A. J. Stahl	"	5,165	240.7
Stephenson #2	Boyd Sieber	"	8,023	240.5
LaSalle	C. H. Keenan & Son	G H	6,050	240.5
Stephenson #1	Wm. Ross	P B J	6,100	240.5
Winnebago #3	Andrews & Johnson	G H	7,606	240.4
McHenry #2	Maywood Farm	P B H	6,870	240.1
McHenry #3	Harmony Hill Farm	"	6,927	239.8
Kane #3	Compton Hill Farm	"	5,704	238.7
Stephenson #1	W. T. Rawleigh Co.	"	8,519	238.6



Kane #2	W. R. Eygabroad	G H	6,407	238.6
McHenry #2	Maywood Farm	P B H	5,752	238.6
Winnebago #3	H. A. Two	"	6,263	238.5
Kankakee	Loring Wright	"	6,515	238.3
DeKalb	Orin Rimsnider	"	6,193	237.7
Vermilion-Edgar-Clark	Vermilion County Home	"	6,496	237.6
Stephenson #1	John Babler	P B H	6,112	237.6
Illinois State	State Pen. (Pontiac)	G H	7,368	237.2
Stephenson #3	Roy Bowers	P B H	5,876	237.2
Winnebago #3	L. A. Larson & Son	G H	7,936	236.7
Kane #3	Frank Rief	P B H	6,714	236.6
Macoupin	Arnold Goebel	G H	7,127	236.3
Stephenson #1	John Babler	P B H	6,073	236.2
Henry-Rock Island	Gail M. Peart	G B S	5,077	236.1
Stephenson #1	Howard Swanzey	P B H	6,224	236.0
McHenry #2	Maywood Farm	"	6,172	235.2
Tazewell #2	G. H. Holtzman & Son	G H	6,683	235.1
Lake #1	N. J. Coltrin	P B H	5,622	234.9
Kankakee	Loring Wright	P B H	7,812	234.6
Winnebago #3	Arnsmeier & Alberstett	P B H	6,898	234.4
Stephenson #1	H. Zurbriggen	"	6,412	234.3
Illinois State	State Pen. (Pontiac)	G H	7,373	233.9
Wabash Valley	Chester McCord	P B J	3,843	233.9
Cook	Bellwood Farm	P B H	6,712	233.6
DeKalb	Elwood & Nelson	"	5,449	233.3
"	"	"	6,410	233.1
Carroll	John R. Derrer	"	6,647	232.9
Stephenson #2	Ed Stukenberg	G B S	6,642	232.7
McHenry #3	J. W. Ovitz	PBBS	5,373	232.2
Adams	Meyer and Risk	P B H	5,679	232.1*
Stephenson #1	W. T. Rawleigh Co.	"	7,084	232.0
Boone #3	E. H. Ellingson	"	6,637	231.8
Kane #3	Marydale Farm	PBBS	5,665	231.8
Carroll	John R. Derrer	P B H	6,261	231.6
McHenry #2	Lawrence York	G H	5,661	230.9
Stephenson #1	W. T. Rawleigh Co.	P B H	5,496	230.9
Kane #2	LaVerne Warford	"	6,275	230.8
Stephenson #1	Walter Splinter	"	6,051	230.8
Kane #3	Compton Hill Farm	"	6,679	230.4
Kendall	Rock Creek Farm	P B G	4,279	230.4
Kane #3	Frank Rief	P B H	7,127	229.9
Cook	Edison Dick	"	6,161	229.8
Winnebago #2	Maynard Whitman	P B H	6,071	229.7
Kane #3	Walter C. Davis	"	5,377	229.7
Kane #1	Mooseheart Farm	"	6,230	229.6
Knox	Ben D. Baird	P B G	4,971	229.5
Winnebago #3	R. B. Anderson	P B H	6,707	229.3
Henry-Rock Island	J. L. Rehn & Son	P B J	4,486	229.3
Wabash Valley	C. H. Titsworth	G J	3,467	229.2
Will #2	L. J. Carver	G H	6,357	229.0
Wabash Valley	Chester McCord	P B J	3,713	229.0
Tazewell #2	H. M. Wood	P B H	6,690	228.8
Kankakee	Philip Surprenant	G H	6,549	228.8
Effingham-Fayette	Ray & Lawson	"	6,216	228.6
Kane #2	Oatman Farm	P B H	6,038	228.6





Stephenson #1	Herman Zurbriggen	P B H	6,292	228.3
Douglas	Ben Kuhns	P B G	3,581	228.3
Winnebago #3	Oscar Brauer	P B H	6,538	228.2
DeKalb	Weaver & Dutton	"	7,261	228.0
Moultrie	Noah Strohl	G J	3,880	228.0
Woodford	Frank Robison	P B H	5,944	227.7
Kankakee	G. H. Ekhoft	"	6,434	227.5
Effingham-Fayette	J. E. Priddle	G H	6,784	227.3
Sangamon	J. H. McCutcheon	G J	4,612	227.3
Bureau-Stark	Horton Farms	PEMS	5,910	226.7
Tazewell #2	G. H. Holtzman & Son	G H	6,429	226.6
Stephenson #3	Roy Bowers	P B H	6,913	226.4
Kendall	Rock Creek Farm	P B G	4,756	226.3
Winnebago #3	L. A. Larson & Son	P B H	6,132	226.0
Stephenson #1	W. T. Rawleigh Co.	"	6,895	225.9
Stephenson #2	W. A. Eisenhower	G B S	6,555	225.8
Bureau-Stark	St. Bedes College	P B H	7,720	225.6
Tazewell #2	J. C. Schweigert	P B J	4,022	225.6
Montgomery	Sumner Wilson	P B H	6,171	225.5
Coles	Andrew Honn	P B J	4,327	225.5
Winnebago #3	Oscar Brauer	P B H	7,081	225.4
Tazewell #2	H. M. Wood	"	6,480	225.3
Effingham	Noble Priess	"	4,946	224.9
McHenry #2	Lawrence York	G H	6,130	224.8
Wabash Valley	G. E. Risley	P B J	3,722	224.5
Stephenson #2	H. R. Wessels	G H	6,075	223.8
St. Clair-Monroe-Randolph	L. B. Eidman & Son	G J	4,000	223.8
Kane #3	Compton Hill Farm	P B H	5,767	223.5
Cook	Edison Dick	"	5,989	223.4
Woodford	W. W. Taylor	"	6,087	223.1
Lake #2	Adelmer Farm	P B G	4,278	223.1
Stephenson #1	Wm. Ross	G H	6,558	223.0
Tazewell #2	H. M. Wood	P B H	6,690	222.8
Bureau-Stark	Roy Neill & Son	PBBS	5,415	222.7
Iroquois	Otto Wolf	P B G	4,369	222.7
Kane #3	Compton Hill Farm	P B H	6,447	222.6
Carroll	Rush Carroll	"	5,664	222.4
DeKalb	Weaver & Dutton	"	7,092	221.9
DeKalb	Elwood & Nelson	"	6,279	221.8
Boone #2	Carmichael & Schaeffer	G H	6,633	221.6
Effingham-Fayette	Andrew Smith	P B J	3,259	220.9
Livingston	John Masching	P B H	5,984	220.8
Lake #1	Allendale Farm	"	6,425	220.3
Kane #3	Porter Fox	PBBS	6,144	220.2
McHenry #2	Maywood Farm	P B H	6,074	220.2
LaSalle	Ottawa Guernsey Farm	G G	5,100	220.2
Lake #1	Allendale Farm	P B H	6,220	220.1
Winnebago #3	Lungren Bros.	PBBS	5,554	219.8
DeKalb	Rendell & Hulmes	P B H	6,458	219.4
McHenry #2	Maywood Farm	P B H	6,316	219.0
Bureau-Stark	Ringenberg & Schertz	"	6,118	219.0
Henry-Rock Island	Gail M. Peart	G B S	4,425	219.0
Kane #2	I. N. Russell	P B H	7,296	218.9
Stephenson #1	Walter Splinter	P B H	6,318	218.8



Kane #3	Edwin Hattendorf	G H	6,256	218.8
Kane #3	Frank Rief	P B H	6,863	218.4
Winnebago #3	Lawrence Larson	G H	6,499	218.0
Bureau-Stark	E. B. Anderson	P B H	5,701	217.9
Moultrie	Jacob & Akey	G J	4,098	217.9
Kankakee	Philip Surprenant	P B H	6,797	217.6
Stephenson #1	Babler & Bridge	P B H	5,498	217.5
Bureau-Stark	James Stabler	G J	4,701	217.5
McHenry #3	Mrs. J. R. Wells	P B H	6,693	217.4
Tazewell #2	H. M. Wood	"	7,199	217.3
Douglas	Edw. Yoder	"	6,192	217.2
Bureau-Stark	W. W. Kenney & Co.	"	6,874	217.0
Ford	Henry Hafer & Sibley Est.	PBBS	5,909	217.0
St. Clair-Monroe-Randolph	Wm. E. Bergman	P B J	4,888	216.9
Lee	Cole & Donnelly	P B H	6,527	216.6
DeWitt-Macon-Piatt	S. R. Griffin	P B J	4,957	216.5
Stephenson #1	Herman Zurbriggen	P B H	6,664	216.4
Stephenson #1	Wm. Ross	G H	6,238	216.4
Effingham	Leo M. Dial	P B G	4,583	216.4
St. Clair-Monroe-Randolph	A. C. Kolmer	P B H	6,194	216.3
Effingham	Noble Priess	P B H	6,118	216.3
Kendall	Rock Creek Farm	P B G	4,261	216.3
Douglas	John I. Coslet	G G	3,833	216.3
Moultrie	S. J. Kensil & Son	G H	6,749	216.1
Tazewell #2	Ernest Worner	"	6,183	215.5
Brown-Schuyler	Givens & Scott	G J	3,857	215.3
Illinois State	State Pen. (Pontiac)	G H	6,764	215.2
Winnebago #3	John Logan & Sons	P B H	5,376	215.2
Kendall	Rock Creek Farm	P B G	4,878	215.2
Winnebago #3	Arnsmeier & Alberstett	P B H	5,941	215.1
Winnebago #3	Oscar Brauer	"	5,487	215.0
Stephenson #1	Melvin Dietmeier	G H	5,950	214.8
St. Clair-Monroe-Randolph	A. F. Dieckman	P B H	5,378	214.8
Woodford	W. W. Taylor	"	5,923	214.5
Bureau-Stark	Earl Hubbard	G J	4,171	214.5
Winnebago #3	John Logan & Sons	P B H	5,891	214.4*
Moultrie	S. J. Kensil & Son	G H	5,884	214.3
Kane #2	W. R. Eygabroad	G H	5,765	214.2
Wabash Valley	Allen Newkirk	G J	4,144	213.4
McHenry #3	Smith & Burrow	G H	5,653	213.2
Vermilion-Edgar-Clark	J. Q. Snedeker	P B H	5,898	213.1
Kane #1	Mooseheart Farm	"	6,246	213.0
McHenry #3	William Wittmus	"	5,618	212.8
Winnebago #3	H. A. Two	"	6,208	212.3
Will #2	D. R. Milne	G H	5,768	212.2
Lee	Smith & Cole	P B H	6,132	211.8
Stephenson #1	Walter Splinter	"	5,700	211.3
Kankakee	Reuben Kukuck	G H	6,187	210.9
Kane #2	Oatman Farm	P B H	5,397	210.9
Kane #3	Compton Hill Farm	"	5,254	210.9
Winnebago #3	Lungren Bros.	PBBS	5,213	210.9
LaSalle	Roy Atwood	P B G	4,091	210.9
DeKalb	Mrs. Nettie Bastian	G H	5,664	210.6



Will #2	Daniel Walker	G H	5,587	210.6
LaSalle	Magnusson & Thompson	P B H	6,001	210.5
McHenry #2	Maywood Farm	"	5,462	210.4
Lee	Henry Hey	"	7,021	210.3
Montgomery	Sumner Wilson	P B H	5,535	210.3
Woodford	W. W. Taylor	"	5,120	210.3
Wabash Valley	Chester McCord	P B J	3,432	210.2
Kankakee	Ash Grove Dairy	G H	6,444	209.9
Cook	Bellwood Farm	P B H	5,904	209.8
Will #2	D. R. Milne	G H	5,597	209.8
Livingston	M. D. Fugate	P B J	4,271	209.5
Kane #2	I. N. Russell	P B H	6,349	209.3
Kane #1	Mooseheart Farm	"	6,077	209.3
Macoupin	E. O. Cannedy	Mixed	5,358	209.3
Kankakee	Reuben Kukuck	Mixed	5,104	209.3
DeKalb	B. W. Jones Trust	P B H	5,423	209.2
McHenry #3	J. W. Ovitz	PBBS	5,310	209.2
Wabash Valley	G. E. Risley	P B J	3,744	208.6
Kankakee	R. C. Bubolz	Mixed	6,626	208.3
Livingston	Rudolph Kraft	P B H	6,438	208.3
Winnebago #2	J. C. Hoisington	"	6,039	208.1
Kane #3	E. J. Block	P B H	5,723	208.1
Tazewell #2	Louis Koch	G J	3,261	208.1
Vermilion-Edgar-Clark	J. Q. Snedeker	P B H	5,270	207.9
Kane #1	Mooseheart	"	5,848	207.7
Madison	Carl Eickman	"	5,447	207.7
Woodford	Muller Bros.	"	5,335	207.6
Sangamon	J. H. McCutcheon	G J	4,511	207.6
DeKalb	Orin Rimsnider	P B H	5,827	207.4
Will #2	D. R. Milne	G H	5,758	207.4
DeKalb	Fox and Arison	P B H	7,200	207.3
St. Clair-Monroe-Randolph	J. B. Heinmann	G H	5,529	207.0
Livingston	M. D. Fugate	P B J	4,416	206.9
Livingston	Leslie Schade	G G	4,995	206.8
Lee	Roi Degner	P B H	4,827	206.8
Winnebago #3	Alvin Glawe	G H	5,514	206.7
Stephenson #1	Babler & Bridge	P B H	5,454	206.7
Stephenson #2	Elmer Hansen	"	5,287	206.7
Cook	Carliss Anderson	G G	3,864	206.5
Macoupin	E. O. Cannedy	G H	5,684	206.4
Lake #1	Herman Dunker	P B H	5,666	206.3
Woodford	W. W. Taylor	P B H	4,585	206.3
Lake #2	Adelmer Farm	P B G	4,240	206.3
Kane #2	LaVerne Warford	G H	5,871	206.2
Woodford	W. W. Taylor	P B H	6,380	206.1
Will	Frank Sayers	"	5,798	206.0
Macoupin	Pocklington Bros.	P B H	6,027	205.9
DeKalb	Fox and Arison	"	5,655	205.8
Kane #2	Howard Farm	"	5,164	205.8
Tazewell #2	A. M. Eisele	PBBS	4,725	205.8
McHenry #3	O. L. Putnam	P B J	3,515	205.3
Whiteside	Frank H. Reitzel	G J	4,384	205.2
Kankakee	Ernest Kukuck	P B H	6,136	205.1
Bureau-Stark	Ringenberg & Schertz	"	5,754	204.9
Will #2	Lester Stauffenberg	G J	3,999	204.9





Woodford	Frank Robison	P B H	5,570	204.7
Livingston	Leslie Schade	G G	4,037	204.6
Winnebago #3	Sheldon & Newman	P B H	6,353	204.3
Carroll	John R. Derrer	P B H	5,695	204.3
Lee	Cole & Donnelly	P B H	6,387	204.2
Kane #2	Howard Farm	"	4,942	203.9
Stephenson #1	Melvin Dietmeier	P B H	6,579	203.7
Winnebago #3	Sheldon & Newman	G H	5,797	203.7
Kane #1	Mooseheart Farm	P B H	5,612	203.5
Stephenson #2	Turner & Borchert	G H	6,654	203.3
Boone #3	S. A. Ellsworth	P B H	5,413	203.3
Winnebago #2	Maynard Whitman	P B H	5,290	203.2
McHenry #3	Mrs. J. R. Wells	"	5,715	203.1
Winnebago #3	Arnsmeier & Alberstett	"	6,094	203.0
Kane #2	Oatman Farm	"	5,093	202.9
Kane #3	Walter C. Davis	"	4,939	202.9
Woodford	J. P. Sommers	P B G	4,055	202.8
Kankakee	Mrs. Mary Taylor	P B H	5,750	202.7
Kane #3	Walter C. Davis	"	5,738	202.6
Henry-Rock Island	I. S. Sellon	"	6,105	202.5
Kendall	Rock Creek Farm	P B G	4,640	202.5
Bureau-Stark	J. E. Monier	G H	4,375	202.5
Winnebago #1	Geo. E. Popper	G J	4,291	202.4
Kane #3	Frank Rief	P B H	6,651	202.3
Kendall	Rock Creek Farm	P B G	3,860	202.2
Kane #3	Compton Hill Farm	P B H	6,108	202.0
Henry-Rock Island	J. L. Rehn and Son	P B J	3,284	202.0
Winnebago #2	J. C. Hoisington	P B H	6,285	201.9
Kane #3	Compton Hill Farm	P B H	5,311	201.8
Stephenson #2	John Henry	PEBS	5,525	201.7
Woodford	J. P. Sommers	P B G	3,034	201.7
Kankakee	E. E. Fox	G H	5,197	201.3
Tazewell #2	A. M. Eiscle	PEBS	4,959	201.2
Macoupin	H. W. Knoche	G H	4,890	201.0
Wabash Valley	Jesse Tuttle	P B G	4,529	200.8
Illinois State	State Pen. (Pontiac)	G H	6,103	200.7
Lee	Rockyford Dairy	P B H	5,237	200.5
Winnebago #3	Arnsmeier & Alberstett	"	5,872	200.4
Winnebago #3	Arnsmeier & Alberstett	P B H	5,769	200.4
Stephenson #1	W. T. Rawleigh Co.	"	5,515	200.1
Winnebago #3	Arnsmeier & Alberstett	P B H	5,941	200.0
Bureau-Stark	W. W. Kenney & Co.	P B H	6,038	199.9
Carroll	Ward Paul	G H	5,263	199.9
McHenry #2	Lawrence York	P B H	5,539	199.7
Coles	Tony Rathe & Son	P B G	4,246	199.6
Kane #3	Frank Rief	P B H	5,295	199.5
Winnebago #3	L. A. Larson & Son	G H	5,279	199.2
Livingston	Honegger Dairy	G C	4,198	199.1
Bureau-Stark	E. B. Anderson	P B H	6,034	198.9
Stephenson #2	H. R. Wessels	"	4,745	198.8
Winnebago #3	Lawrence Larson	G H	5,171	198.6
Kane #2	I. N. Russell	P B H	6,275	198.5
Coles	Eva F. Crawford	G J	3,393	198.5
Winnebago #3	Lawrence Larson	G H	6,081	198.3





Henry-Rock Island	J. L. Rehn and Son	P B J	3,465	198.2
Winnebago #3	Arnsmeier & Alberstett	P B H	5,697	197.9
McHenry #2	Maywood Farm	"	4,826	197.9
Winnebago #1	Geo. E. Pepper & Son	G J	3,847	197.7
Illinois State	State Pen. (Menard)	G H	6,086	197.6
Cook	E. J. Bush	P B H	5,698	197.5
Kane #3	E. J. Block	"	6,063	197.4
McHenry #2	Ralph Nichols	"	5,979	197.4
Lee	Cole & Donnelly	"	5,580	197.3
St. Clair-Monroe-Randolph	John Voss	G H	4,983	197.1*
Moultrie	Noah Strohl	G J	3,697	197.1
Kane #3	E. J. Block	P B H	5,336	197.0
Winnebago #3	Andrews & Johnson	G H	5,022	196.9
Cook	Arthur Croxson	P B G	3,674	196.9
Kane #3	Frank Rief	P B H	5,855	196.8
Kane #2	Yeomen City of Childhood	"	5,848	196.8
Lee	Cole and Donnelly	P B H	5,903	196.7
Kane #3	Fred Hummel	G H	5,448	196.7
Douglas	Wm. Knoblock	PBBS	5,223	196.7
Stephenson #1	W. T. Rawleigh Co.	P B H	5,503	196.6
Kane #3	Edwin Hattendorf	"	5,024	196.6
Tazewell #2	J. C. Schweigert	P B J	3,813	196.5
Kane #1	Mooseheart Farm	P B H	5,817	196.4
Kane #3	Marydale Farm	PBBS	5,234	196.1
LaSalle	Roy Atwood	P B G	4,310	195.8
DeKalb	A. J. Boyle	G H	6,760	195.7
Moultrie	Jacob Yakey	G J	3,720	195.5
Kane #2	Zischke & Christenson	G G	4,719	195.4
Moultrie	Jacob Yakey	G J	4,069	195.4
Effingham-Fayette	Anton Dansenbrock	G H	5,241	195.2
Wabash Valley	Jesse Tuttle	P B G	4,590	195.2
Macoupin	H. W. Knocke	G H	4,289	195.2
Moultrie	S. J. Kensil and Son	"	5,380	195.1
Kankakee	Ash Grove Dairy	"	5,149	194.9
Kane #3	Geo. Hawkins	P B H	4,801	194.9
Moultrie	L. D. Seass	P B J	3,155	194.9
Woodford	W. W. Taylor	P B H	5,065	194.7
St. Clair-Monroe-Randolph	L. B. Eidman and Son	G J	4,022	194.6
Tazewell #2	J. C. Schweigert	G J	3,713	194.6
Stephenson #2	John E. Foss	P B H	5,134	194.4
Douglas	Ben Kuhns	G J	3,937	194.4
DeKalb	Elwood and Nelson	P B H	6,351	194.2
Moultrie	Noah Strohl	G J	3,313	194.1
Henry-Rock Island	I. S. Sellon	P B H	6,047	194.0
Stephenson #2	John E. Foss	"	5,926	194.0
Lake #1	Henry Knigge	G G	4,869	194.0
DuPage #2	A. W. Abbott	P B H	5,621	193.9
Bureau-Stark	N. J. Finck	G H	5,263	193.7
Southern Illinois	Edwin Hartsock	"	5,863	193.5
DeKalb	Fox and Arison	P B H	5,289	193.5
Stephenson #1	William Ochsner	G B S	4,839	193.0
Wabash Valley	Jesse Tuttle	P B G	4,110	192.9
Kendall	Rock Creek Farm	"	3,975	192.8
Kane #3	Compton Hill Farm	P B H	6,221	192.7
Bureau-Stark	Ray Neil & Son	PBBS	4,311	192.6



Kane #1	W. F. Miller	P B J	4,209	192.3
Woodford	W. W. Taylor	P B H	3,708	192.3
Stephenson #1	Harry Phillips	"	5,188	192.1
St.Clair-Monroe-Randolph	A. D. Fulton & Sons	G J	3,352	192.1
Lake #2	H. C. Ames	P B H	6,282	191.8
Kankakee	George Grob	G H	5,044	191.7*
Kane #3	Fred Hummel	"	5,826	191.5
Winnebago #3	Sheldon & Newman	"	5,594	191.5
St.Clair-Monroe-Randolph	A. D. Fulton & Sons	G J	3,876	191.4
Lake #1	N. J. Coltrin	P B H	4,351	191.2
Tazewell #2	Thornton Mooberry	PBBS	4,291	191.0
McHenry #2	Ralph Nichols	P B H	5,018	190.9
Kane #3	Marydale Farm	PBBS	4,743	190.8
Will #2	D. R. Milne	G H	6,248	190.7
Stephenson #1	Clayton Howe	"	5,651	190.7
DuPage #2	A. W. Abbott	"	4,850	190.7
Lee-Bureau	J. D. Milliken	G G	3,379	190.5*
Stephenson #1	Floyd Parriott	G H	5,268	190.4
Kane #3	Edwin Hattendorf	"	5,069	190.4
McHenry #3	J. W. Ovitz	PBBS	4,561	190.4
Woodford	Frank Robison	P B H	5,309	190.3
McHenry #2	Hebron Hill Farm	P B G	3,572	190.2
St.Clair-Monroe-Randolph	Amel Ranz	G H	5,481	190.1
St.Clair-Monroe-Randolph	William Schrage	P B H	5,426	190.1
Winnebago #3	Oscar Brauer	"	5,116	190.0
Will #2	D. R. Milne	G H	5,012	189.9
Kane #3	Porter Fox	PBBS	4,392	189.7
Kendall	Rock Creek Farm	P B G	3,597	189.5
Moultrie	Frank Emel	P B J	3,107	189.4
Livingston	Leslie Schade	G G	4,230	189.3
Sangamon	J. H. McCutcheon	G J	3,517	189.3
Moultrie	L. A. Wheeler	"	2,899	189.3
Bureau-Stark	W. W. Kenney & Co.	P B H	5,491	189.2
Winnebago #1	Geo. E. Pepper & Son	G J	3,758	189.1
Stephenson #1	Howard Swanzey	P B H	4,068	189.0
Kankakee	Ernest Kukuck	Mixed	4,852	188.9
Kane #3	Frank Rief	P B H	5,334	188.7
Kane #1	W. F. Miller	P B J	4,557	188.6
Brown-Schuyler-Pike	H. H. Hess	P B H	6,161	188.5
Lee	E. L. McCracken	"	4,953	188.4
Kankakee	Asher & Snyder	G H	4,782	188.1
Winnebago #2	Nels Nelson	"	5,074	188.0
Tazewell #2	Milo Miller	P B H	5,797	187.8
Lake #2	Adelmer Farm	P B G	3,076	187.8
Kendall	Rock Creek Farm	"	4,753	187.6
Wabash Valley	C. H. Titsworth	P B J	3,691	187.6
McHenry #3	Peters Brothers	G H	5,110	187.5
Lee	V. S. Pomeroy	"	6,024	187.4
Kankakee	Albion Stauffenberg	"	4,368	187.4
Winnebago #3	R. B. Anderson	P B H	5,754	187.3
Boone #2	Carmichael & Schaeffer	"	6,070	187.2
Winnebago #2	J. C. Hoisington	"	5,849	187.1
Kankakee	Albion Stauffenberg	"	5,537	187.1
Winnebago #3	L. A. Larson & Son	P B H	5,444	187.1



LaSalle	Douglas Knights	P B H	4,759	186.9
Kane #2	Howard Farm	"	4,417	186.6
Boone #3	S. A. Ellsworth	"	4,974	186.4
Henry-Rock Island	F. M. Reed & Sons	"	4,788	186.4
Coles	W. O. Storm	P B G	3,450	186.3
Carroll	Edwin Keim	PEBS	4,065	186.2
Winnebago #3	McGeachy & Schmoock	P B H	5,344	186.1
Tazewell #2	Milo Miller	G H	5,029	186.1
Wabash Valley	J. E. Risley	G J	3,869	186.0*
Ford	Archie Fox	G G	3,862	186.0
Woodford	W. W. Taylor	P B H	5,250	185.9
Livingston	Honegger Dairy	G G	4,916	185.9
Moultrie	Ill. Masonic Home	P B H	5,826	185.8
Livingston	George Fredericksen	"	5,222	185.7
Iroquois	Otto Wolf	P B G	4,160	185.6
Wabash Valley	C. H. Titsworth	"	3,530	185.5
Tazewell #2	J. C. Schweigert	P B J	3,493	185.3
Kane #3	Porter Fox	PEBS	5,394	185.2
Kankakee	Alfred Shipp	G J	4,828	185.1*
Kankakee	R. C. Bubolz	G H	5,125	184.6
Boone #2	Axel Swanson	"	5,812	184.3
Kane #2	Oatman Farm	P B H	4,485	184.2
Kane #2	I. N. Russell	"	5,631	183.7
Kendall	Rock Creek Farm	P B G	3,476	183.4
Kane #2	Yeomen City of Childhood	P B H	5,400	183.3
Stephenson #1	Galen Clair	G B S	4,691	183.3
Tazewell #2	Wagler Bros.	PEBS	4,643	183.3
Winnebago #3	Lungren Bros.	"	4,549	183.3
Kankakee	Ash Grove Dairy	G H	4,376	183.2
Stephenson #1	John Babler	P B H	5,784	183.0
Winnebago #2	H. O. Hinkley	P B G	3,513	182.9
St. Clair-Monroe-Randolph	J. B. Heinmann	G H	5,843	182.7
Effingham-Fayette	Anton Dasenbrock	"	5,949	182.5
Kane #2	Yeomen City of Childhood	P B H	5,218	181.9
Tazewell #2	A. M. Eisele	PEBS	4,689	181.7
Winnebago #1	John Parker	G G	4,333	181.7
Woodford	Muller Brothers	P B H	5,227	181.6
Kane #2	I. N. Russell	G H	5,723	181.5
Winnebago #3	Lawrence Larson	"	3,938	181.5
Kankakee	Asher & Snyder	"	5,158	181.4
Will #2	D. R. Milne	"	5,519	181.3
Carroll	John R. Derrer	P B H	5,395	181.2
Stephenson #1	W. T. Rawleigh Co.	"	4,793	181.0
Henry-Rock Island	J. L. Rehn & Sons	P B J	2,806	181.0
Macoupin	Pocklington Bros.	P B H	4,718	180.9
Lake #1	Herman Dunker	P B H	5,159	180.9
Brown-Schuyler-Pike	H. H. Hess	"	5,854	180.9
McHenry #2	Lawrence York	"	5,513	180.8
DeKalb	Elwood & Nelson	"	5,063	180.8
Illinois State	Soldiers & Sailors Home	G H	5,550	180.5*
Tazewell #2	Homer Oswald	G G	4,147	180.4
Woodford	Frank Robison	P B H	5,882	180.1
Kankakee	Ash Grove Dairy	G H	5,823	180.0





Tazewell #2	H. M. Wood	P B H	5,324	179.9
Effingham	Noble Priess	"	4,804	179.8*
Lake #1	Herman Dunker	"	5,990	179.6
DeKalb	Elwood and Nelson	"	5,655	179.6*
McHenry #3	O. L. Putnam	P B J	3,947	179.5
Boone #3	E. H. Ellingson	P B H	5,304	179.4
Winnebago #1	Geo. E. Pepper	G J	3,399	179.4
DeKalb	B. W. Jones Trust	P B H	5,606	179.0
Coles	Andrew Honn	P B J	3,164	179.0
Stephenson #1	W. T. Rawleigh Co.	P B H	5,295	178.9
DeKalb	Geo. Stryker	"	5,093	178.9
Kane #3	Marydale Farm		4,732	178.9
Bureau-Stark	G. E. Monier	G H	5,084	178.8
Effingham-Fayette	Ray and Lawson	"	4,606	178.5
Winnebago #3	John Logan and Son	P B H	5,109	178.4
Montgomery	R. C. McReynolds	G J	2,799	178.2
Henry-Rock Island	Gail M. Peart	PBBS	4,384	177.7
Tazewell #1	Dennis Brothers	G G	3,936	177.7*
Madison	Oliver Spitze	P B H	5,694	177.4
Tazewell #2	Fred Swartzendruber	P B J	2,926	177.3
Lee	Rockyford Dairy	P B H	5,472	177.1
Tazewell #1	Harold Foster	"	4,408	177.0
Stephenson #1	Melvin Dietmeier	G H	5,105	176.8
Moultrie	Jacob Yahey	G J	3,677	176.8
Effingham	J. W. Dryden	P B G	3,567	176.8
Stephenson #2	Ed Stukenberg	G H	5,263	176.6
St. Clair-Monroe-Randolph	R. H. Hayes and Son	G J	3,447	176.5
Ford	Henry Hafer & Sibley Est.	PBBS	4,214	176.4
McLean	Huston Robison & Son	G G	3,140	176.2*
Tazewell #1	Harold Foster	"	3,787	176.1*
Lee #2	Burdick & Marrs	G H	4,974	176.0
Macoupin	E. O. Cannedy	Mixed	3,554	175.8
Southern Illinois	Allen Rountree	P B J	3,842	175.7
Kane #3	Geo. Hawkins	P B H	5,301	175.4
Winnebago #2	H. O. Hinkley	P B G	3,429	175.3

\*Does not include April record

C. S. Rhode  
J. G. Cash

Printed in furtherance of the Agricultural Extension Act approved by Congress May 8, 1914. H. W. Mumford, Director Extension Service in Agriculture and Home Economics, University of Illinois, Urbana.



REPORT OF  
DAIRY HERD IMPROVEMENT ASSOCIATIONS IN ILLINOIS  
JUNE 1938

CONTINUOUS RECORDS POINT TO DAIRY  
PROBLEMS

THE LIBRARY OF THE  
SEP 13 1939  
UNIVERSITY OF ILLINOIS

That continuous record keeping is an aid in improving dairy herds is shown by the results secured on 64 herds that finished 10 years of consecutive testing in 1937. During this period they registered a gain of 37.6 pounds of butterfat per cow. The average production for the first year was 305.4 pounds of fat and 343 for the

Results of 10 years of continuous testing

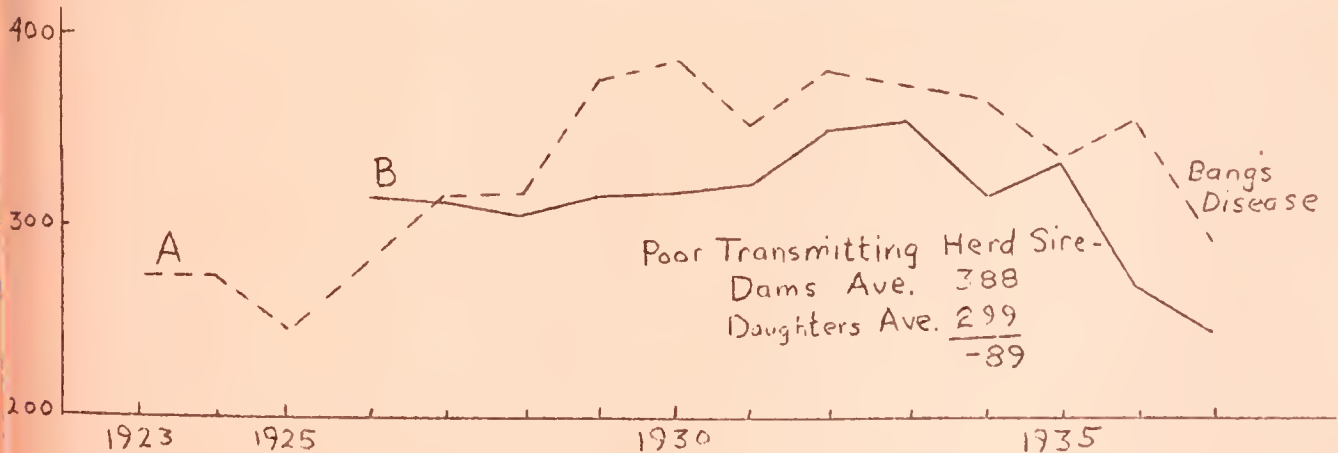
<u>Ave. increase per cow, lbs.</u>	<u>No. of herds</u>
Over 150	5
125-150	2
100-125	2
75-100	5
50- 75	7
25- 50	17
0- 25	10
<u>Ave. decrease per cow, lbs.</u>	<u>No. of herds</u>
0- 25	6
25- 50	4
Over 500	6

tenth year. On the basis of last year's records a 20-cow herd with an average production of 343 pounds of fat would have made approximately \$350 more above cost of feed than a 305.4-pound herd of similar size. A definite improvement was made. An analysis of the 64 individual herds substantiates the value of continuous record keeping. In addition, it very definitely shows that unless other problems are solved the benefits that normally result from using production records may not be realized and a large portion of one's active life may be spent in correcting mistakes.

Sixteen, or 25 percent, of the 64 herds had a lower level of production in 1937 than they had ten or more years ago. Disease and herd sires that transmitted low levels of production were responsible for the lack of progress in most instances.

The graph given below shows the trend for two herds--one where Bang's disease impeded progress and the other where a low transmitting sire was responsible.

When the owner of Herd A finished his first testing year in 1923 his herd average was 275 pounds of butterfat per cow. Thru using records to cull out the inferior producers and by following a constructive breeding program the production of this herd was increased to 388 pounds of butterfat by 1930. A level of production near this was maintained until 1936 when the herd became infected with Bang's disease. The 1937 average was but 292 pounds and the size of the herd had been decreased 25 percent in attempting to rid it of diseased animals.





Herd B finished the first testing year in 1926 with an average of 316 pounds of butterfat. Thru culling and breeding, this herd reached a peak average production in 1933 of 356 pounds fat per cow. During this period the daughters of two herd sires came into production. Dam and daughter comparisons show that the daughters of one of these sires averaged 378 pounds fat as compared to 306 pounds for their dams. The other sire just maintained production as his daughters averaged 381 pounds butterfat as compared to 379 pounds for their dams. The third sire used started the downward trend, his daughters averaging 366 pounds as compared to 385 for their dams. The 1937 average for this herd was but 244 pounds of fat. Much of this decrease may be attributed to the fourth sire used. His daughters averaged 299 pounds of fat while their dams averaged 388 pounds.

Progress in developing a herd of high-producing dairy cattle is dependent upon many factors, such as feeding, disease, management, and a constructive breeding program. To make progress and hold the gains, dairymen must follow a complete program.

HONOR LIST FOR MAY  
Average Production of Each Association

Association	Tester	No. herds	No. cows	Average milk	Average fat	Percent- age dry
Moultrie	W. W. Wilson	24	340	929	39.6	7.6
Tazewell #2	Robert Starr	25	352	877	38.6	9.1
Ford	Leo Fryman	15	165	865	37.8	4.2
McLean	Charles Rhoades	35	660	786	37.5	7.4
Winnebago #3	Dale Langholz	25	400	1066	36.8	5.3
Stephenson #1	Frank Ochsner	29	554	1046	36.8	10.1
Douglas	Ludie Knisley	13	140	898	36.8	8.6
Coles	Harold Gillespie	24	316	709	35.4	8.2
Stephenson #2	Raymond Griffin	31	511	987	35.3	6.5
Bureau-Stark	Robert Gillespie	20	301	909	34.7	8.3
Tazewell #1	W. E. Wilson	10	293	907	34.7	10.6
Montgomery	Lowell Kiger	12	168	859	34.6	7.7
Adams	Andrew Harris	13	234	849	34.5	8.1
DeWitt-Macon-Piatt	Ludie Knisley	8	152	723	33.9	6.6
Boone #3	John Yurs	22	436	943	33.8	7.8
Stephenson #3	Donald Dietmeier	30	473	1000	33.6	7.8
Livingston	Ival Lommele	24	284	862	33.5	10.6
Woodford	L. Knapp	21	272	856	33.5	14.7
Kane #3	Chas. Bennett	23	768	913	33.3	10.9
Lee	J. Colgan	27	505	918	33.1	3.8
Wabash Valley	Glenn Rouse	26	420	659	33.1	6.9
Iroquois	Lee Cunningham	23	306	875	33.0	12.7
Kankakee	F. D. Bailey	27	432	989	32.5	11.6
LaSalle	Wm. Fewell	24	433	783	32.5	13.4
Effingham #1	George Francis	28	329	890	32.4	6.1
Lake #1	Francis Warberg	25	472	868	32.4	10.4
Macoupin	K. Ray Minert	27	494	866	32.2	5.1
Kendall	Lorin Robinson	19	338	805	31.9	11.5
Hancock	Andrew Harris	11	132	898	31.8	9.1
St. Clair-Monroe-Randolph	Franz Schultze	26	467	834	31.8	10.1
Ogle	Willis Turner	19	293	893	31.6	6.8
Boone #2	Steve Hansen	19	458	874	31.6	10.7
State Average		1475	27595	835	31.6	10.1
JoDaviess #1	Carroll Spickler	28	490	904	31.5	13.3
Henry-Rock Island	Geo. Koerper	26	360	841	31.5	10.6





McHenry #2	Kenneth Goldy	27	757	874	31.4	9.9
Lake #2	N. F. Nehmer	27	548	794	31.1	10.0
Cook	Gerrit Laseur	21	590	807	31.0	8.0
Knox	John Graves	25	439	674	30.9	12.1
Brown-Schuyler-Pike	Harry Bunting	22	372	623	30.8	9.7
Winnebago #1	Robert Peet	26	509	804	30.7	9.4
Macon	Charles Botterbusch	25	445	778	30.6	10.8
Southern Illinois	Orval Modglin	20	272	700	30.5	7.7
Vermilion-Edgar-Clark	Franklin Benton	16	234	743	30.4	9.0
Kane #2	Donald Barkman	26	748	843	30.3	14.2
Greene-Morgan	Kenneth Harris	23	395	737	30.1	14.9
DuPage #2	Arthur Larson	24	481	863	29.9	12.3
Carroll	Russell Hall	22	336	811	29.9	12.2
Jersey	Edw. Collins	17	284	734	29.9	9.5
DeKalb #1	Clyde Boldt	27	578	885	29.8	10.0
Will #2	Carl Nelson	26	619	839	29.8	13.4
Champaign	Raymond Azbill	18	222	794	29.6	9.0
DeKalb #2	Richard Leech	26	467	815	29.5	12.4
Kane #1	Theodore Reel	19	427	808	29.5	13.1
JoDaviess #2	William Fruin	27	521	765	29.5	8.6
Illinois State	O. E. Brown	14	880	851	29.2	8.8
McHenry #1	Leo Smith	23	547	801	29.1	8.6
Shelby	William Strothmann	26	455	687	29.1	11.9
McHenry #3	Beryl Barkman	27	743	803	29.0	11.8
Marshall-Putnam	W. E. Wilson	7	89	673	28.9	10.1
Effingham-Fayette	Lowell Kiger	19	339	738	28.8	7.1
McHenry #4	Geo. Augsburg	28	685	834	28.7	13.6
Winnebago #2	Gilbert Baker	21	379	718	28.4	14.2
Madison-Bond	Earl Krieger	19	300	817	28.2	11.0
Sangamon	Louis Duewer	25	343	728	27.8	11.1
Whiteside	Eward West	16	264	750	27.7	9.1
Will #1	Don Swinford	27	579	743	25.2	14.9

Highest Producing Herd in Each Association

Association	Owner	No. cows	No. milk-ings daily	Breed	Milk	Fat
Douglas	Ed J. Yoder	12	2-3	PB&GH	1538	56.0
Kane #3	Inka Farms	34	"	P B H	1587	55.6
Stephenson #1	Walter Splinter	10	2	"	1556	55.3
McLean	Joash Stutzman	8	2	P B J	928	55.0
Ford	Edw. Skog and Son	6	2-3	PB&GG	1174	54.4
Wabash Valley	G. E. Risley	8	2	P B J	1015	54.3
Lake #2	Adelmer Farm	21	3	P B G	1086	54.0
Woodford	W. W. Taylor	19	3	P B H	1624	52.8
Boone #3	S. A. Ellsworth	13	2	"	1368	52.7
Tazewell #2	J. C. Schweigert	17	2	PB&GJ	995	51.9
Moultrie	Ralph Emel	10	2	P B J	982	50.7
JoDaviess #1	Bonjour & Kupersmith	21	2	P B H	1455	50.2
Iroquois	Herman Smith	8	2	P B G	1125	50.2
Kane #1	Edgar Allen	11	2	P B H	1565	49.7
Henry-Rock Island	I. S. Sellon	17	2	"	1519	48.7
Coles	C. R. Galbreath	9	2	P B J	889	48.7
Effingham	N. G. Priess	12	2	P B H	1423	48.6
Lake #1	Wedgebrook Farm	14	2-3	"	1335	48.2
Montgomery	John W. Smith	7	2	G G	1043	48.2





Tazewell #1	W. N. Foster	34	2-3	PB&GG	1033	48.0
Livingston	Tom R. Bennett	5	2	PBBS	1330	47.8
Winnebago #1	Stewart Derwent	18	2	G H	1349	47.1
Stephenson #2	Wm. Eisenhower	8	2	PB&GBS	1245	47.1
Kankakee	Ash Grove Dairy	26	2-3	G H	1341	46.7
Will #2	Alfred Krapf	20	2	H	1406	46.2
JoDaviess #2	Robert Buford	7	2	P B H	1356	46.2
Sangamon	J. H. McCutcheon	12	2	G J	1034	46.0
McHenry #1	Leland Hegeman	41	2	PR&GH	1238	45.7
Bureau-Stark	James Ames	14	2	G G	1068	45.7
DeWitt-Macon-Piatt	Frank Mills	9	2	PB&GJ	862	45.6
DuPage #2	A. W. Abbott	16	2	PR&GH	1237	45.1
Vermilion-Edgar-Clark	W. M. Leverich	28	2	G	1051	44.2
Stephenson #3	Charles Reuben	10	2	G H	1403	44.1
Hancock	Frank Tarry	12	2	P B H	1396	44.1
Macoupin	Cline & Mieher	20	2	PR&GH	1326	43.7
DeKalb #1	Elwood & Nelson	33	2	P B H	1195	43.7
Carroll	Eugene Murray	12	2	G H	1317	43.4
McHenry #4	Robert M. Burt	12	2	PR&GH	1131	43.3
St. Clair-Monroe-Randolph	Aug. F. Dieckmann	15	2-3	"	1288	43.2
Kane #2	Howard Farm	19	2	P B H	1172	43.2
Lee	Cole and Donnelly	11	2	"	1360	43.1
Brown-Schuyler-Pike	Eugene Dorsey	10	2	G J	764	42.8
Jersey	Gus Moore	14	2		1113	42.6
Macon	O. E. Jacobs	17	2	G G	1003	42.5
McHenry #2	Fred Heider	24	2	PR&GH	1200	42.4
Madison-Bond	Ed Hentz	14	2	P B H	1230	42.3
Ogle	J. W. Hemingway	8	2	PR&GH	1150	42.3
Boone #2	Harold Thomas	21	2	"	1312	42.2
Whiteside	Ward and Miller	8	2	Mixed	1124	42.2
Effingham-Fayette	Andrew Smith	5	2	P B J	746	42.1
Winnebago #2	C. T. Gale	12	2	G	781	41.8
Cook	Corliss Anderson	29	2	G G	810	41.4
Greene-Morgan	Driver Bros.	15	2	G H	1158	41.3
Adams	Meyer and Risk	16	3	P B H	1221	41.1
DeKalb #2	Carl Franturn	16	2	GG&GH	1145	40.2
Marshall-Putnam	R. O. Wilson	8	2	PR&GJ	881	40.2
LaSalle	C. H. Keenan	9	2	G H	1377	40.0
Knox	Ben D. Baird	12	2	P B G	834	39.2
Southern Illinois	Allen Rountree	6	2	P B J	881	39.1
McHenry #3	John Ellsworth	18	2	P B H	1108	38.8
Shelby	Lantz and Dove	11	2	J	821	38.3
Champaign	Joe Walden	5	2	G H	1175	38.0
Kendall	Homer Vickery	10	2	P B G	820	37.4
Winnebago #3	Arnsmeier & Alberstett	18	2	PR&GH	1066	36.8
Vill #1	Frank Sayers	9	2	P B H	986	35.1
Illinois State	State Farm	76	2	G J	658	34.3

C. S. Rhode

J. G. Cash


Printed in furtherance of the Agricultural Extension Act approved by Congress May 8, 1914. J. C. Blair, Director Extension Service in Agriculture and Home Economics, University of Illinois, Urbana.



REPORT OF  
DAIRY HERD IMPROVEMENT ASSOCIATIONS IN ILLINOIS  
AUGUST, 1938

RESULTS OF PERMANENT IDENTIFICATION  
BEGIN TO SHOW

THE LIBRARY OF THE  
SEP 13 1938  
DEPT. OF AGRIC.



Altho the permanent identification program has been under- way only a short time the results are sufficient to indicate it will be a valuable aid to the dairy industry. Under this plan it is the duty of the Dairy Herd Improvement Association testers to ear tag all grade heifer calves retained for breeding purposes and report these and purebred calves on special form BDIM 717. Grade cows are also tagged and their 305-day lac- tation records reported along with those of purebred animals on special form BDIM 718. All purebred animals are identified by the registration number.

If the program is properly carried out, all females in Dairy Herd Improve- ment Association member's herds are permanently identified and their records are available for proving sires, herd analysis, and locating good cow families. Unless the animals are identified on the special forms and their records reported, the value of the program will be lost. It is to the advantage of every cooperator to assist in getting this work done. Have the identifications on all females in your herd and 305-day lactation records been reported?

The program is state and nation wide. Records are coming in showing that the daughters of bulls being proved are not all in the same herd, county, or state. One bull has been proved with records made in five herds, four associations, and three states. Records on the daughters of another bull were reported from two associations in Illinois, one in Wisconsin, and one in New York.

Associations reporting data from which sires have been proved are: Cook, JoDaviess #1, Moultrie, Stephenson #1, Winnebago #3, McHenry #3, Henry-Rock Island; St. Clair-Monroe-Randolph; McHenry #2; Kane #2; DuPage #2; McHenry #1; Macoupin; Bureau-Stark; Lee-Bureau; Bureau; and LaSalle-Marshall-Putnam.

TWENTY-FOUR BULLS PROVED

Twenty-four bulls from seventy-one herds, twenty-one associations, and four different states have been proved in Illinois since the new program has been under way. The data are listed in the following table:

8	bulls	were	proved	with	records	made	in	1	herd	in	1	association			
4	"	"	"	"	"	"	"	"	"	"	2	herds	"	1	"
1	bull	was	"	"	"	"	"	"	"	"	3	"	"	1	"
1	"	"	"	"	"	"	"	"	"	"	4	"	"	1	"
2	bulls	were	"	"	"	"	"	"	"	"	6	"	"	1	"
2	"	"	"	"	"	"	"	"	"	"	2	"	"	2	"
1	bull	was	"	"	"	"	"	"	"	"	3	"	"	3	"
2	bulls	were	"	"	"	"	"	"	"	"	5	"	"	3	"
1	bull	was	"	"	"	"	"	"	"	"	7	"	"	3	"
1	"	"	"	"	"	"	"	"	"	"	8	"	"	3	"
1	"	"	"	"	"	"	"	"	"	"	4	"	"	4	"





In the following table are listed herds in the Will County #1 Dairy Herd Improvement Association that averaged 300 pounds or more of butterfat for the year ending April 30, 1938.

Owner	Address	Breed	Cow years	Ave. milk	Ave. fat
WILL #1					
Frank Sayers	Orland Park	P B H	7.23	12,870	408.8
Louis Lauffer	Mokena	"	15.27	10,827	397.9
T. F. Ellison	Mokena	PB&GH	27.27	10,142	354.4
John Schilling	Mokena	P B H	19.97	10,562	346.8
Art Mack	Frankfort	PB&GH	17.59	9,851	336.7
Emil Johnson	Frankfort	PB&GH	19.50	9,164	336.1
A. C. Geuther	Frankfort	PB&GH	26.58	9,276	315.6
Wilhelm Finhold	New Lenox	P B H	13.38	9,366	307.3
Chas. Erickson	Mokena	PB&GH	17.19	8,731	306.5
Joe Scott	Frankfort	G G	26.76	6,843	504.7

HONOR LIST FOR JULY  
Average Production for Each Association

Association	Tester	No. herds	No. cows	Average milk	Average fat	Percentage dry
Moultrie	W. W. Wilson	25	346	795	35.0	9.0
Tazewell #2	Robert Starr	25	354	783	34.7	3.5
Ford	Leo Fryman	12	156	804	34.5	8.1
Coles	Harold Gillespie	24	323	669	32.8	9.3
Stephenson #1	Frank Ochsner	31	549	903	32.7	4.4
Lee-Bureau	C. H. Anderson	25	249	877	32.7	10.0
Douglas	Ludie Knisley	14	150	776	32.7	6.7
JoDaviess #1	Carroll Spickler	28	505	839	31.0	5.0
Livingston	Ival Lonnelle	24	283	773	30.8	9.2
Iroquois	Lee Cunningham	23	301	795	30.3	10.0
Bureau-Stark	Robert Gillespie	24	351	753	29.6	9.1
Vermilion-Edgar-Clark	Franklin Benton	19	255	729	29.4	8.3
Stephenson #2	Raymond Griffin	31	512	814	29.3	4.5
Woodford	L. Knapp	21	294	751	29.3	12.9
Montgomery	Lowell Kiger	13	137	714	29.3	6.0
LaSalle	Wm. Fewell	25	444	747	29.1	11.7
Kankakee #1	F. D. Bailey	29	452	854	29.0	8.9
Brown-Schuyler-Pike	Harry Bunting	22	373	597	28.9	8.0
Wabash Valley	Glenn Rouse	25	412	574	28.8	10.2
Champaign	Raymond Azbill	18	231	666	28.7	13.9
Winnebago #3	Dale Langholf	24	386	784	28.5	5.4
Lake #2	N. F. Nehmer	27	536	747	28.5	7.5
Tazewell #1	W. E. Wilson	13	344	735	28.4	12.2
Greene-Morgan	Kenneth Harris	21	372	693	28.4	9.4
Southern Illinois	Orval Modglin	21	286	610	28.4	8.4
Kane #3	Chas. Bennett	23	775	786	28.3	13.3
Hancock	Andrew Harris	11	131	743	28.2	4.6
Macon	Charles Botterbusch	23	442	691	28.1	7.5
Kendall	Loren Robinson	19	339	683	28.1	8.8
DeWitt-Piatt	Ludie Knisley	9	167	634	28.0	10.8





Stephenson #3	Donald Dietmeier	32	514	803	27.4	4.5
Boone #3	John Yurs	23	444	777	27.4	7.2
Henry-Rock Island	Geo. L. Koerper	26	360	734	27.3	8.3
State Average		1504	27955	719	27.2	10.0
Shelby	William Strothmann	27	485	638	27.2	9.1
Knox	W. Ernest Robinson	25	454	598	27.2	12.8
Lake #1	Francis Warberg	25	480	728	27.0	10.4
McHenry #1	Leo Smith	23	554	713	27.0	8.1
Adams	Andrew Harris	12	228	665	27.0	11.4
Sangamon	Louis Duewer	25	334	705	26.9	6.0
Boone #2	Steve Hansen	18	435	721	26.8	9.2
Marshall-Putnam	W. E. Wilson	8	102	606	26.8	9.8
McHenry #2	Kenneth Goldy	27	732	746	26.7	11.2
Christian	Dan E. Moeller	25	341	614	26.6	9.4
St. Clair-Monroe-Randolph	Franz Schultze	26	457	679	26.5	14.0
Will #1	Don Swinford	27	563	741	26.0	7.6
Effingham #1	George Francis	28	342	696	26.0	11.1
Winnebago #1	Robert Peet	25	515	697	25.9	8.5
DeKalb #1	Clyde Boldt	25	536	795	25.8	12.7
Ogle	Willis Turner	21	311	703	25.8	6.4
Kane #2	Donald Parkman	27	778	728	25.7	13.1
DuPage #2	Arthur Larson	24	492	710	25.7	9.3
JoDaviess #2	William Fruin	27	543	662	25.7	7.2
McHenry #3	Beryl Barkman	27	738	724	25.5	10.8
Lee	J. Colgan	27	513	582	25.5	8.8
Kane #1	Theodore Reel	17	421	709	25.4	12.1
Whiteside	Eward West	16	261	628	25.3	10.0
Cook	Gerrit Lascur	22	630	659	25.1	12.5
McHenry #4	Geo. Augsburg	28	684	714	25.0	12.0
Carroll	Russell Hall	22	342	692	24.9	16.1
Macoupin	K. Ray Minert	21	414	638	24.8	12.1
DeKalb #2	Richard Leech	25	467	708	24.5	9.6
Effingham-Fayette	Lowell Kiger	17	277	598	24.5	11.6
Will #2	Carl Nelson	24	618	710	24.4	10.0
Winnebago #2	Carlyle Baker	20	352	635	23.9	16.8
DuPage #1	Chris Weigele	19	376	665	23.8	11.7
Kankakee #2	Leo Fryman	10	217	671	23.7	11.5
Illinois State	O. E. Brown	14	863	688	23.2	15.4
Madison-Bond	Earl Krieger	19	297	611	21.3	19.9

Highest Producing Herd in Each Association

Association	Owner	No. cows	No. milk-ings daily	Breed	Milk	Fat
Kankakee #1	Ash Grove Dairy #1	23	2-3	G H	1492	51.9
Moultrie	Jacob Yakey	6	2	G J	1012	51.8
Kane #3	Inka Farms	28	2-3	P B H	1555	51.2
Iroquois	Herman Smith	7	2	P B G	1150	51.2
Lee-Bureau	Leonard Anderson	6	2	PBBS	1303	49.7
Lake #2	Adelmer Farm	24	2-3	P B G	1051	49.3
Ford	John Steinman	6	2-3	"	1061	49.1
Tazewell #2	J. C. Schweigert & Son	17	2	PB&GJ	920	48.1
Woodford	W. W. Taylor	20	3	P B H	1375	47.6
Coles	W. O. Storm	13	2	PB&GJ	791	47.6
Stephenson #1	M. E. Dietmeier	24	2	PB&GH	1420	47.1
Marshall-Putnam	E. S. Collins	9	2	GG&H	1130	46.9
Montgomery	R. C. McReynolds	12	2	G J	946	44.8
Stephenson #3	Roy Bowers	20	2	PB&GH	1338	44.7
Wabash Valley	John Stiff & Sons	7	2	P B J	873	44.5



Douglas	Dan E. Otto	13	2	PB&GG	879	43.6
Kane #1	Edgar Allen	11	2	PB&GH	1443	43.2
Effingham #1	A. F. White	10	2	P B J	730	42.9
Ogle	Clarence Ratmeyer	13	2	G H	1364	42.7
St. Clair-Monroe-Randolph	Anton Enzenauer	13	2	"	1263	42.3
Champaign	Marriott & Baker	15	2	PBBS	1050	42.2
Vernilion-Edgar-Clark	Wayne Coffey	6	2	PBSH&J	965	42.2
Bureau-Stark	James Ames	14	2	GG&BS	1088	42.1
Lee	Cole & Donnelly	11	2	P B H	1302	41.8
JoDaviess #1	Roy Winters	14	2	G J	842	41.7
Henry-Rock Island	J. L. Rehn & Sons	11	2	P B J	848	41.5
DuPage #2	Arthur Fritsch	7	2	P B H	1045	41.4
LaSalle	C. H. Keenan & Sons	9	2	G H	1171	41.1
McHenry #2	James Fyfe	16	2	P B H	1199	40.9
Livingston	Andrew Lehmann	10	2	PB&GBS	970	40.9
Stephenson #2	Dillman Gingrich	17	2	G & J	778	40.8
Tazewell #1	Harry Leeper	25	2	G J	769	40.8
Christian	C. W. Ostermeier	10	2	PB&GJ	804	40.7
Boone #3	Crawford & Greene	16	2	PB&GH	1314	39.9
Southern Illinois	Dec Small	6	2	PB&GJ	865	39.8
Winnebago #1	J. C. Hoisington	39	2	PB&GH	1169	39.7
Sangamon	J. H. McCutcheon	13	2	PB&GJ	972	39.6
Will #1	Frank Sayers	10	2	P B H	1114	39.5
Kane #2	John Rohrsen	29	2	PB&GH	1075	39.4
Whiteside	Ted Shultz	11	2-3	PB&GJ	896	39.4
Carroll	Harry Byres	7	2	G H	964	39.3
Greene-Morgan	Geo. Farrow	14	2	Mixed	809	39.3
Knox	George Knapp	15	2	PB&GG	911	39.2
Brown-Schuyler-Pike	J. Harvey Coles	14	2	PB&GJ	763	38.9
Winnebago #3	Andrews & Johnson	16	2	G H	1138	38.7
JoDaviess #2	G. E. Cline	11	2	GH&G	1075	38.7
Effingham-Fayette	Andrew L. Smith	5	2	P B J	704	38.6
Hancock	Albert G. Weber	8	2	PB&GH	988	38.3
Adams	Tenhouse & Son	14	2	PB&GJ	806	38.1
McHenry #1	Carey & Hanford	26	2	PB&GG	330	37.2
DeKalb #1	Elwood & Nelson	27	2	P B H	1129	37.1
Lake #1	Hill Top Farm	15	2	P B G	870	37.1
Shelby	A. C. Yakey	10	2	G G	847	37.1
DeWitt-Piatt	Azbill & Mettler	18	2	PB&GJ	772	37.1
McHenry #3	Robert Gasch	22	2	Mixed	958	36.5
DeKalb #2	Leslie Mullins	15	2	P B J	672	36.5
Will #2	Loren Carver	20	2	H	1156	36.0
Boone #2	Bunch & Harton	15	2	PB&GBS	969	36.0
Macon	W. F. Farrell & Sons	14	2	PB&GJ	654	35.9
Cook	Arthur Croxson	13	2	P B G	764	34.8
Kendall	Henry Trompeter	25	2	GG&GH	921	34.7
Macoupin	Herman Franke	15	2	PB&GH	978	34.5
DuPage #1	Alfred Meyer	20	3	H	999	33.6
Winnebago #2	H. O. Hinkley	10		G	742	33.4
McHenry #4	J. W. Ovitz	21	2	PBBS	921	32.7
Kankakee #2	W. M. Shreffler	15	2	G H	944	32.1
Madison-Bond	J. J. Copeland	18	2	P B J	656	31.0
Illinois State	Peoria State Hosp.	69	2	G H	872	28.5

C. S. Rhode

J. G. Cash

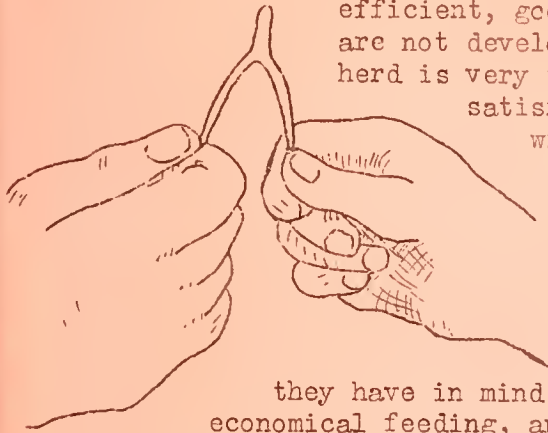
Printed in furtherance of the Agricultural Extension Act, approved by Congress May 8, 1914. J. C. Blair, Director, Extension Service in Agriculture and Home Economics, University of Illinois, Urbana



THE LIBRARY OF THE

# WISHING

SEP 3 1938  
UNIVERSITY OF ILLINOIS



does not play a very important part in building an efficient, good type, high-producing dairy herd. Good herds are not developed with such ease. However, DESIRE for a good herd is very important. Many herd owners apparently are satisfied with a poor herd and the low income that goes with it. At least their desire for a better one is not strong enuf to bring about action.

Dairy Herd Improvement Association members not only have a desire for a good herd but quite generally appreciate that one may be developed and maintained only by following a very definite program. The program

they have in mind includes production records, healthy cattle, economical feeding, and care in the selection, use, and management of the dairy sire. Some have adopted a complete program. Others have gone only part way. The kind of herds Illinois dairymen will have in the future will depend quite largely on the kind and completeness of the program followed by Dairy Herd Improvement Association members.

The following chart shows the trend in the average production of all cows in the state as compared to cows in Dairy Herd Improvement Association members' herds since 1925.







In the following table are listed herds in the Bureau-Stark, Greene-Morgan, Stephenson #1, Winnebago 1, and Winnebago #3 Dairy Herd Improvement Associations that averaged 300 pounds or more of butterfat during the association year ending since January 1, 1938.

Owner	Address	Breed	Cow Years	Pounds Milk	Pounds Fat
BUREAU-STARK					
J. E. Monier	Princeton	Mixed	13.00	9,273	429.2
St. Bede's College	Peru	PB&GH	10.68	12,982	421.8
N. J. Finck & Sons	Wyoming	G H	15.89	12,014	418.3
James Ames	Bradford	GBS&GG	14.64	9,381	403.0
W. W. Kenney & Co.	Tiskilwa	P B H	17.41	11,027	377.5
Roy Neill & Son	Tiskilwa	PBBS	10.53	8,765	361.0
E. B. Anderson & Son	Princeton	PB&GH	12.5	9,928	360.6
McCauley & Blazey	Tiskilwa	G H	14.8	9,431	358.9
Pettigrew & Miller	Tiskilwa	PB&GH	21.75	10,082	356.4
Wayne Slutz & Sons	Princeton	P B J	11.44	6,688	347.7
James Stabler	Neponset	G J	24.25	6,792	346.6
H. B. Chase & Sons	Ohio	PB&GBS	17.46	8,978	337.0
Bates Brothers	Neponset	G H	11.5	9,567	325.7
Ed Bachman	Tiskilwa	G G	8.05	6,469	318.8
Earl Hubbard	Princeton	G J	15.25	6,203	318.7
GREENE-MORGAN					
Driver Brothers	Carrollton	G H	15.2	11,597	421.2
Farrow and Son	Eldred	Mixed	13.5	9,031	377.3
A. R. McCanathy	White Hall	PB&GG	17.5	6,841	351.9
Kenneth Davis	White Hall	G H	12.9	9,575	348.9
M. S. McCollister	White Hall	PB&GH	22.1	10,409	344.7
H. D. Kamm	Franklin	PB&GH	31.9	9,042	326.6
H. G. Strang	Murrayville	Mixed	11.9	7,271	326.5
William Jackson	White Hall	G G	17.8	5,876	315.8
Cletus Reynolds	White Hall	G H	17.1	8,948	310.3
Howard Stevenson	Jacksonville	G G	15.8	6,368	308.5
H. D. Edwards	Rockbridge	G J	36.7	6,224	308.0
S. F. Wehrly	Kane	G H	15.9	7,251	303.3
STEPHENSON #1					
Walter Splinter	Winslow	P B H	9.30	13,869	509.3
W. T. Rawleigh Co.	Freeport	"	32.28	12,221	430.5
Lewis Mustert	Pecatonica	PB&GH	9.16	12,274	423.6
Herman Zurbriggen	Scioto Mills	P B H	29.15	11,586	418.5
John Babler	Dakota	"	29.80	12,939	410.8
Babler and Bridge	Orangeville	"	21.80	10,788	406.1
Melvin Dietmeier	Orangeville	PB&GH	23.08	10,743	389.7
Roy Boals	Dakota	G H	13.15	10,252	388.3
Howard Swanzey	Ridott	P B H	20.34	9,824	387.2



Perry Keltner	Pearl City	PB&GH	10.20	9,545	383.1
Henry Greenfield	Freeport	P B H	10.79	10,568	380.1
William Ross	Ridott	PB&GH	12.94	11,218	578.0
William Ochsner	Dakota	Mixed	11.96	9,749	367.8
Arthur Ellis	Winslow	PB&GH	16.34	9,354	356.2
Ubbo Greenfield	Freeport	"	19.88	10,042	355.2
Floyd Parriott	Scioto Mills	"	25.56	9,499	341.3
Vernon Heck	Freeport	"	13.00	9,746	340.6
Harry Phillips	Lena	"	31.40	9,352	340.6
Harold Neuschwander	Dakota	PBBS	7.92	7,636	338.9
John Yarger	Dakota	"	11.46	8,465	338.4
Galen Clair	Kent	PB&GBS	13.50	8,955	327.8
Chester Howe	Lena	G H	19.81	9,273	318.5
Ray Folgate	Dakota	PBBS	15.42	7,719	309.2
Clarence Molter	Dakota	GH&GBS	9.64	8,282	303.7
Clayton Howe	Lena	PB&GH	32.76	8,676	301.8
Ed J. Sullivan	Lena	Mixed	16.38	7,473	300.9

WINNEBAGO #1

George Pepper & Son	Rockford	G J	20.56	7,346	374.0
J. n. Lyford	Rockford	"	17.99	6,700	350.6
J. C. Hoisington	Stillman Valley	PB&GH	29.38	9,996	348.3
F. E. McLarty	Rockford	G H	15.63	9,572	335.8
John Parker	Roscoe	PB&GG	9.68	6,176	301.6

WINNEBAGO #3

John R. Logan	Seward	P B H	12.37	12,304	449.2
Roy B. Anderson	Winnebago	"	12.18	12,123	442.1
Arnsmeier & Alberstett	Pecatonica	PB&GH	17.40	12,394	423.3
Nicolson Brothers	Winnebago	"	11.74	11,490	423.2
H. A. Two	Winnebago	P B H	8.20	11,422	421.5
Lungren Brothers	Pecatonica	PB&GBS	9.97	10,056	415.4
L. A. Larson & Son	Davis	PB&GH	19.92	11,903	415.2
Oscar Brauer	Winnebago	PB&GH	14.98	11,499	401.9
Sheldon & Newman	Winnebago	"	18.60	10,867	393.5
Kilker and Fry	Pecatonica	"	13.10	11,333	384.5
Lawrence Larson	Durand	"	24.55	10,076	368.2
D. C. Dow	Rockford	"	17.66	10,948	364.9
Alvin Glawe	Winnebago	"	19.10	10,264	357.9
H. Robert Johnson	Winnebago	"	14.40	9,523	347.2
McGeachy & Schmoock	Winnebago	"	16.43	9,360	337.9
John R. Wurster	Winnebago	G H	19.14	9,295	327.7



HONOR LIST FOR AUGUST  
Average Production of Each Association

Association	Tester	No. herds	No. cows	Average milk	Average fat	Percentage dry
Ford	Leo Fryman	19	184	780	33.8	4.3
Moultrie	W. W. Wilson	26	356	713	32.1	11.5
McLean	Charles Rhoades	27	542	645	31.3	9.2
Vermilion-Edgar-Clark	Franklin Benton	18	237	756	31.7	4.2
Tazewell #2	Robert Starr	26	375	724	31.2	9.3
Coles	Harold Gillespie	25	330	641	31.2	11.2
Kankakee #1	F. D. Bailey	26	439	835	29.5	8.0
Lee-Bureau	C. H. Anderson	22	218	733	29.2	8.7
Douglas	Ludie Knisley	14	147	687	28.8	6.8
Tazewell #1	W. E. Wilson	12	333	735	28.5	10.5
Woodford	L. Knapp	21	295	725	28.4	7.5
Kane #3	Chas. Bennett	23	771	776	28.1	13.2
Stephenson #1	Frank Ochsner	31	555	756	28.1	6.5
JoDaviess #1	Carroll Spickler	27	507	759	28.0	6.1
Iroquois	Lee Cunningham	21	294	730	27.9	13.3
Lake #2	N. F. Nehmer	27	553	722	27.8	6.5
Champaign	Raymond Azbill	16	215	658	27.8	16.3
Livingston	Ival Lommele	24	269	698	27.7	10.8
McHenry #1	Leo Smith	22	539	713	27.6	10.2
Lake #1	Francis Warberg	27	530	742	27.5	10.0
Wabash Valley	Ruben Strothmann	25	406	559	27.3	12.6
Marshall-Putnam	W. E. Wilson	10	121	642	27.2	5.8
Kane #2	Donald Barkman	26	762	757	26.9	12.1
Brown-Schuyler-Pike	Harry Bunting	22	380	554	26.8	9.2
Bureau-Stark	Robert Gillespie	25	369	667	26.7	11.9
Southern Illinois	Orval Modglin	21	294	567	26.7	8.8
Adams	Andrew Harris	12	225	641	26.6	12.0
Boone #2	Steve Hansen	18	434	701	26.5	9.4
DeWitt-Piatt	Ludie Knisley	10	181	572	26.5	12.2
Carroll	Russell Hall	22	352	728	26.3	10.8
Boone #3	John Yurs	23	454	735	26.2	8.4
McHenry #2	Kenneth Goldy	27	742	726	26.2	12.0
Stephenson #2	Raymond Griffin	30	514	708	26.2	8.2
Kendall	Lorin Robinson	19	352	649	26.2	8.5
Macon	Charles Botterbusch	22	423	632	26.0	12.1
State Average		1506	28046	673	25.9	11.4
Knox	Ernest Robinson	26	461	561	25.9	14.1
Kane #1	Theodore Reel	16	386	599	25.8	11.9
Henry-Rock Island	Geo. Koerper	26	363	683	25.8	8.8
Greene-Morgan	Kenneth Harris	21	368	633	25.7	11.1
Sangamon	Louis Dwyer	25	334	648	25.5	8.7
DeKalb #2	Richard Lecch	23	446	718	25.3	7.8
Winnebago #1	Robert Peet	25	513	665	25.3	12.9
Will #1	Don Swinford	27	571	714	25.2	8.6
McHenry #4	Geo. Augsburg	27	668	709	25.2	11.1
Shelby	William Strothmann	27	499	590	25.2	8.4
DeKalb #1	Clyde Boldt	25	536	759	25.1	13.8
Montgomery	Lowell Kiger	15	204	622	25.1	13.2
McHenry #3	Beryl Barkman	26	714	699	25.0	11.6
Cook	Gerrit Laseur	22	634	654	25.0	14.4





Christian	Dan Moeller	23	328	565	24.7	15.2
Stephenson #3	Donald Dietmeier	32	524	698	24.6	7.4
Effingham #1	George Francis	28	341	640	24.1	15.5
Winnebago #2	Gilbert Baker	19	326	619	24.0	14.7
DuPage #1	Chris Weigele	19	355	640	23.7	14.1
DuPage #2	Arthur Larson	22	462	685	23.5	12.3
St. Clair-Monroe-Randolph	Franz Schultze	26	440	577	23.5	19.5
Hancock	Andrew Harris	12	147	599	23.3	13.6
Will #2	Carl Nelson	27	639	655	23.1	11.9
Illinois State	O. E. Brown	14	855	678	22.9	14.2
Kankakee #2	G. Philip Weber	17	295	623	22.8	10.8
Winnebago #3	Dale Langholf	24	385	610	22.8	15.1
Ogle	Willis Turner	21	316	616	22.6	15.5
Macoupin	K. Ray Minert	20	398	570	22.2	16.6
Effingham-Fayette	Lowell Kiger	17	260	553	22.1	14.6
JoDaviess #2	William Fruin	25	507	557	22.0	12.0
Lee	James Colgan	26	487	559	21.4	14.8
Madison-Bond	Earl Krieger	19	289	560	19.6	24.2
Jersey	Edw. Collins	17	297	478	18.6	18.9

Highest Producing Herd in Each Association

Association	Owner	No. cows	No. milk-ings daily	Breed	Milk	Fat
Moultrie	Mrs. Reta Wilson	10	2	P B J	992	51.3
Kankakee #1	Ash Grove Dairy #1	24	2-3	G H	1353	50.5
Livingston	Andrew Lehmann	9	2	PBBS	1204	49.8
Kane #3	Inka Farms	34	2-3	P B H	1399	49.5
Champaign	S. A. Blaine	7	2	PR&GG	1062	48.2
Lake #2	Adelmer Farm	24	2-3	P B G	1043	48.1
Lee-Bureau	Leonard Anderson	6	2	PBBS	1119	47.4
Woodford	W. W. Taylor	21	3	P B H	1300	45.6
Tazewell #2	Martin Schleder	7	2	Mixed	1083	44.8
Henry-Rock Island	R. C. Zwicker	12	2	PBBS	1134	44.7
JoDaviess #1	Adolph Krug	17	2	G B S	1060	44.3
McHenry #1	M. J. Freund	16	2	G G	807	44.1
Stephenson #3	Roy Bowers	20	2	PR&GH	1318	43.6
Ford	John Steinman	6	2	P B G	875	43.5
Stephenson #1	Melvin Dietmeier	24	2	PR&GH	1221	43.4
Coles	Lafe Daily	12	2	PR&GJ	791	43.3
McLean	Grant Kinsey	19	2	G G	832	42.7
Ogle	Clarence Ratmeyer	13	2	G H	1444	42.6
Bureau-Stark	James Ames	14	2	G G	1041	42.6
Iroquois	Herman Smith	8	2	P B G	954	42.5
Vermilion-Edgar-Clark	Vermilion County Farm	15	2	H	1148	41.8
Kane #2	Howard Farm	18	2	P B H	1078	41.6
Marshall-Putnam	Eugene Collins	11	2	GG&H	989	41.3
Lake #1	Hawthorn Farm	30	2-3	P B H	1192	41.1
Boone #3	Crawford & Greene	15	2	PR&GH	1201	39.8
Carroll	Ward Paul	7	2	G H	925	39.8
Kane #1	Mooseheart Farm	44	3	P B H	1095	39.4
Greene-Morgan	H. D. Kamm	29	2	PR&GH	1059	39.1
Knox	Ross Griffith	12	2	PR&GJ	811	39.0
Winnebago #3	Landolt & Dow	16	2	G H	1150	38.4
Tazewell #1	Harry Leeper	25	2	G J	748	38.1
Lee	Cole & Donnelly	11	2	P B H	1113	38.0



Wabash Valley	Jesse Tuttle	18	2	P B G	782	38.0
McHenry #2	James Fyfe	16	2	P B H	1059	37.8
Brown-Schuyler-Pike	Givens & Davis	15	2	G J	750	37.8
JoDaviess #2	J. E. Cline	11	2	GG&GH	996	37.7
Winnebago #1	J. C. Hoisington	39	2	PB&GH	1120	37.6
Effingham #1	Albert White	10	2	P B J	665	37.6
Douglas	Dan E. Otto	13	2	PB&GG	802	37.4
Montgomery	John Bowman	12	2	G H	1154	37.3
Sangamon	J. H. McCutcheon	13	2	PB&GJ	783	37.3
Stephenson #2	Dillman Gingrich	17	2	G & J	702	37.1
DeKalb #1	Elwood and Nelson	27	2	P B H	1130	37.0
Macon	W. F. Farrell	13	2	PB&GJ	700	37.0
St. Clair-Monroe-Randolph	L. B. Eidman	10	2	PB&GJ	799	36.9
McHenry #3	Robert Gasch	20	2	Mixed	1004	36.2
Will #2	Loren Carver	20	2	PB&GH	1116	36.1
Macoupin	Herman Franke	14	2	PB&GH	985	35.9
Southern Illinois	Louis Dietz	9	2	G G	711	35.8
DuPage #2	Arthur Fritsch	7	2	PB&GH	928	35.3
Boone #2	Bunch & Harton	15	2	PB&GBS	992	35.2
Kendall	Ed Hage	7	2	G B S	1008	35.1
DeWitt-Piatt	Azbill & Mettler	19	2	PB&GJ	697	35.1
DeKalb #2	Herbert Duncan	12	2	G H	1261	35.0
Adams	Meyer & Risk	13	2	P B H	948	34.6
Christian	H. J. Kohl	15	3	P B J	683	34.6
Shelby	Harry Campbell	15	2	G J	701	34.5
Effingham-Fayette	Andrew Smith	5	2	P B J	673	33.8
McHenry #4	Peters Bros.	34	2	PB&GH	972	33.5
Kankakee #2	Frank Diefenbach	7	2		785	33.2
Hancock	Oscar Haas	12	2	PB&GH	920	31.8
Cook	Raymond Schultz	19	2	Mixed	753	31.8
Will #1	Joe Scott	20	2	G G	712	31.3
DuPage #1	C. L. Bender	23	2	P B H	878	31.2
Winnebago #2	Geo. Fellows	12	2	Mixed	794	31.2
Jersey	Frank Tracy	14	2	PB&GH	857	30.0
Madison-Bond	Ottwein Bros.	19	2	PB&GBS	778	29.9
Illinois State	Pontiac Penitentiary	73	2	G H	884	27.8

C. S. Rhode

J. G. Cash

Printed in furtherance of the Agricultural Extension Act approved by Congress May 8, 1914. J. C. Blair, Director Extension Service in Agriculture and Home Economics, University of Illinois, Urbana.



REPORT OF  
DAIRY HERD IMPROVEMENT ASSOCIATIONS IN ILLINOIS  
October 1938

THE LIBRARY OF THE  
SEP 13 1939  
UNIVERSITY OF ILLINOIS

A higher net return from the dairy herd is in store for many dairymen if careful attention is given to feed costs, quality of roughage, grain and roughage supplies, dairy prices, and demand for dairy products when the feeding program is planned.

**SUCCESSFUL**

**RATIONS**

Faced with lower dairy prices it is to the producers' advantage to lower production costs whenever possible. Many of the items that enter into the cost of production such as man labor, shelter, and interest on investment are not readily adjusted downward. However, the cost of feed which is the largest single item of expense may be twice as much on some farms as it is on others. The kind of cows kept has a lot to do with low production costs but the ration and the way cows are fed also are important considerations.

With low dairy prices, cheap feed, current heavy production, and lower consumer expenditures for dairy products, certain proved practices in feeding and management seem applicable. The possibilities of culling the lower producers from the herd as an aid in lowering production costs should not be overlooked. This move on the part of dairymen would be doubly valuable under present conditions of record supplies and heavy production.

#### INVENTORY THE FEED SUPPLY

The policy of determining the number of tons of hay and silage and the bushels of corn, oats, barley, soybeans, and other farm grains available for the milking herd is a good one. There may be plenty of silage and a short hay supply. In that case it might be better to feed heavy on silage and lighter on hay and balance the grain mixture accordingly. The corn supply may be large and the oat supply small. A grain mixture could be planned to meet the situation.

After the feed requirements for the winter have been figured and the available feed supply known it is an easy matter to determine the amount and kind of purchased feed required. Those who follow such a procedure usually feed good rations at the lowest cost and find making radical, expensive changes unnecessary.

#### FARM FEEDS BEST

Low prices for farm grains and adequate supplies of both roughage and grain indicate the advisability of using farm grains extensively in the dairy ration and keeping feed purchases to the minimum. On many Illinois farms where plenty of high quality legume hay, corn and oats are available and cream is sold, a grain mixture of equal parts of corn and oats fed according to production, with all the good hay the cows want, has much to commend it. Under most conditions dairymen will wish to add some high protein supplement to farm grains. Soybean oil meal, cottonseed meal,





and soybeans are among the cheapest sources of protein at the present time and will probably continue to be thruout the winter.

### BALANCE THE GRAIN MIXTURE

Balance the grain mixture to fit the available roughage. If the available roughage supply consists only of good legume hay, the grain mixture should contain from 10 to 12 percent total protein. If the roughage is partly legume and partly non-legume such as alfalfa, clover, or soybean hay and silage or fodder, the grain mixture should contain from 12 to 15 percent total protein depending upon the quality of the hay. If the roughage is all non-legume the grain mixture should contain 15 to 18 percent total protein. Unless the hay is of high quality the percentage of protein in the grain mixture should approximate the larger amounts suggested.

#### WHEN SILAGE AND PLENTY OF GOOD ALFALFA OR SOYBEAN HAY ARE FED

8 parts corn and cob meal	7 parts corn and cob meal
6 parts ground oats	7 parts ground oats
2 parts bran	1 part soybean meal
1 part soybean meal	1 part cottonseed meal
1 part cottonseed meal	

#### WHEN ROUGHAGE IS ALL NON-LEGUME

#### WHEN ROUGHAGE CONSISTS OF LEGUMES ONLY

5 parts corn and cob meal	1 part corn and cob meal	
5 parts ground oats	1 part ground oats	5 parts corn
3 parts bran	or	and cob meal
3 parts soybeans or soybean meal or linseed meal	1 part corn and cob meal	5 parts ground
	1 part ground oats	oats
	1 part barley	1/2 part soybeans
	or	or soybean meal

### FEED ACCORDING TO PRODUCTION

Feed grain according to production. Feed approximately 1 pound of grain for each 4 to 4 1/2 pounds of milk produced daily to Holsteins and Brown Swiss; 1 pound of grain to each 3 to 3 1/2 pounds of milk to Guernseys; and 1 pound of grain to 2 1/2 to 3 pounds of milk for Jerseys. Reduce the rate of feeding grain to the lower producers. Cows producing only small amounts of milk and dry cows will usually do well on plenty of good roughage alone.

When large amounts of roughage are used and the grain mixture is made up largely of farm grains, 1 1/2 to 2 pounds of special steamed bone meal should be added to each 100 pounds of grain mixture. Similar amounts of salt also may be added.



WINNERS

Floyd Bailey, tester in the Kankakee No. 1 Dairy Herd Improvement Association, Robert Starr, Tazewell County, K. Ray Minert, Macoupin County, and George Francis, Effingham County, were the winners in the publicity contest which has been under way among the testers during the past year. Floyd Bailey was first place winner in the contest and the best single story was written by George Francis. The awards were announced at the recent Testers' Conference held at Urbana.

BREEDERS FURNISH PRIZES

Leather and wool jackets were awarded the prize winners. They were purchased with donations from--Frank Rief, Inka Farm, Hampshire; L. J. Drake, Rock Creek Farm, Plano; Miss Isabel Bates, Adelmer Farm, Barrington; H. C. Horneman, Kenfleur Farm, Danville; and Drew TenBroeck, Chicago Guernsey Farm, Hinsdale. The cooperation of these breeders in extending Dairy Herd Improvement Association work is greatly appreciated.

RECORDS BROUGHT UP TO DATE

Continuing the practice started in July of publishing records soon after they are completed and received, the Macoupin and Kankakee County 300 pound-herds are listed in the following table.

Name	Address	Breed	Cow Years	Pounds Milk	Pounds Fat
MACOUPIN					
Pocklington Bros.	Nilwood	PB&GH	21.95	13,285	480.1
Cline and Miehler	Girard	PB&GH	18.83	10,835	380.2
Oscar Bunte	Bunker Hill	Mixed	10.19	9,700	377.9
E. O. Cannedy	Carlinville	Mixed	18.94	8,910	369.3
H. W. Knoche	Bunker Hill	PB&GH	23.72	9,762	367.8
George Dorks	Carlinville	Mixed	17.78	8,278	362.5
Roy Odell	Piasa	PB&GH	23.64	9,645	350.3
A. H. Goebel	Bunker Hill	PB&GH	17.37	9,166	340.2
Melville Shultz	Shipman	P B H	30.15	9,440	332.9
H. J. Shultz	Shipman	P B H	17.46	9,321	332.8
Lawrence Alexander	Gillespie	G J	14.93	6,479	322.5
Blackburn College	Carlinville	PB&PBJ	18.74	8,135	311.6
Adolph Monke	Mt. Olive	P B H	17.47	8,761	306.9
KANKAKEE					
Mary D. Taylor	Kankakee	PB&GH	13.69	13,184	435.7
Ash Grove Dairy #1	Manteno	G H	28.94	11,943	429.3
Reuben Kukuck	Kankakee	Mixed	10.71	10,290	406.7
A. J. Butz	Kankakee	PB&GH	10.13	10,920	394.2
W. W. Holmes and Son	Kankakee	P B H	17.41	10,751	363.8
Asher and Snyder	Kankakee	G H	11.18	9,768	353.5
Ernest Kukuck	Kankakee	G H	16.48	9,742	352.7
O. L. Rasmussen	Clifton	PB&GH	16.23	9,938	351.8



W. M. Kimmelshue	Manteno	G H	23.5	9,754	346.9
Elmer Doty	Kankakee	P B H	14.89	9,968	343.9
Mrs. J. Dickman	Herscher	PR&GH	16.43	9,752	339.0
Frank Tanner	Kankakee	G H	18.70	10,173	338.6
C. L. Shreffler	Kankakee	G H	9.19	9,780	335.7
George Lochner	Herscher	Mixed	10.61	9,091	335.0
Adam Diefenbach	Essex	Mixed	11.30	8,125	329.5
L. L. Lowe	Aroma Park	P B G	7.74	6,646	328.9
Albion Stauffenberg	Manteno	G H	27.96	9,049	327.3
Alfred Shipp	Manteno	G H	10.73	9,759	319.6
A. S. More	Bourbornais	P B H	12.38	9,485	316.2
F. and C. Bauer	Herscher	Mixed	26.88	7,360	313.9
G. Loring Wright	Manteno	H	27.51	9,573	308.8
R. C. Bubolz	Manteno	H	24.67	9,078	304.2
George Weseman	Herscher	Mixed	10.85	6,543	303.0

HONOR LIST FOR SEPTEMBER  
Average Production of Each Association

Association	Tester	No. herds	No. cows	Average milk	Average fat	Percent-age dry
Ford	Leo Fryman	15	164	727	32.5	6.1
McLean	Charles Rhoades	34	683	604	29.8	12.3
Tazewell #2	Robert Starr	25	358	654	29.7	11.2
Coles	Harold Gillespie	25	334	564	28.7	12.3
Moultrie	W. W. Wilson	24	340	613	28.6	15.3
Iroquois	Lee Cunningham	23	310	685	26.9	11.3
Douglas	Ludie Knisley	14	147	597	26.8	14.3
Lee-Bureau	C. H. Anderson	23	232	647	26.6	11.2
Woodford	L. Knapp	21	309	643	26.1	11.3
Livingston	Ival Lommele	24	279	648	26.1	10.4
Kane #3	Chas. Bennett	23	802	697	25.8	15.7
Tazewell #1	W. E. Wilson	12	326	652	25.7	11.3
LaSalle	Wm. Fewell	25	455	631	25.7	11.0
DeWitt-Piatt	Ludie Knisley	10	167	543	25.7	10.8
Kankakee #1	Floyd Bailey	25	423	718	25.5	11.6
Lake #1	Francis Warberg	23	467	678	25.3	11.8
Lake #2	N. F. Nehmer	28	559	627	24.9	8.8
Wabash Valley	Ruben Strothmann	23	362	504	24.8	11.3
Adams	Andrew Harris	12	231	575	24.6	15.2
Hancock	Andrew Harris	9	79	701	24.5	13.9
Macon	Charles Botterbusch	24	423	557	24.4	13.9
Kane #2	Donald Barkman	27	798	677	24.3	11.3
McHenry #1	Leo Smith	24	572	631	24.3	11.0
Brown-Schuyler-Pike	Harry Bunting	21	377	478	24.0	12.5
Cook	Gerrit Laseur	23	654	600	23.8	14.5
Greene-Morgan	Kenneth Harris	21	359	589	23.8	14.8
Kendall	Loren Robinson	18	345	558	23.6	12.5
Boone #3	John Yurs	24	487	634	23.5	11.7
Carroll	Russell Hall	21	342	642	23.5	14.3
Marshall-Putnam	W. E. Wilson	8	100	512	23.4	18.0
State Average		1470	27901	593	23.3	13.8





Sangamon	Louis Duerer	24	320	564	23.3	11.9
Illinois State	O. E. Brown	14	870	685	23.2	12.5
Bureau-Stark	Robert Gillespie	22	533	577	23.2	15.9
Knox	M. W. Kessinger	24	435	505	23.2	14.0
Henry-Rock Island	Geo. Koerper	26	376	597	23.1	10.9
St. Clair-Monroe-Randolph	Franz Schultze	26	441	588	23.1	17.5
Southern Illinois	Orval Modglin	21	296	470	23.1	13.5
Kane #1	Theodore Reel	17	423	621	23.0	12.1
McHenry #4	Geo. Augsburg	26	698	626	22.9	15.8
McHenry #2	Kenneth Goldy	28	791	605	22.8	12.4
DeKalb #1	Clyde Boldt	25	541	664	22.7	14.6
Shelby	William Strothmann	26	490	496	22.6	10.0
JoDaviess #1	Carroll Spickler	27	506	604	22.5	11.5
Montgomery	Lowell Kiger	15	212	551	22.5	19.8
DuPage #2	Philip Weber	22	465	621	22.4	14.2
Winnebago #1	Robert Peet	24	498	564	22.3	14.1
Winnebago #2	Gilbert Baker	18	318	569	22.2	14.5
Will #1	Don Swinford	28	603	626	22.1	10.9
McHenry #3	Ray Nicholson	24	674	597	21.9	11.3
Christian	Dan Moeller	22	306	486	21.8	18.5
DeKalb #2	Richard Leech	23	452	388	21.7	12.2
Stephenson #1	Frank Ochsner	30	547	557	21.4	16.3
Boone #2	John Cristy	18	457	587	21.3	13.3
Stephenson #2	Raymond Griffin	30	498	560	21.0	17.5
Effingham #1	Geo. Francis	28	338	540	20.9	21.3
Will #2	Carl Nelson	24	600	586	20.8	12.8
Ogle	Willis Turner	21	302	556	20.4	20.9
Stephenson #3	Donald Dietmeier	32	513	554	20.0	12.3
Kankakee #2	Rudolph Kraft	14	275	539	20.0	13.8
Lee	James Colgan	27	502	521	20.0	18.5
Jersey	Edw. Collins	16	276	485	20.0	21.4
Whiteside	Eward West	15	248	481	20.0	22.2
Macoupin	Carlin Morton	19	357	484	19.9	20.4
Effingham-Fayette	Lowell Waltrip	17	306	478	19.8	12.7
JoDaviess #2	William Fruin	25	500	498	19.7	13.2
Madison-Bond	Earl Krieger	19	291	542	19.3	22.3
Winnebago #3	Dale Griffin	22	359	505	17.9	26.7

Highest Producing Herd in Each Association

Association	Owner	No. cows	No. milk-ings daily	Breed	Milk	Fat
Moultrie	Ralph Emel	12	2	P B J	469	46.2
Kane #3	Inka Farms	33	2-3	P B H	1235	44.0
Coles	Lafe Daily & Son	11	2	PB&GJ	824	44.1
McLean	Grant Kinsey	19	2	G G	833	43.5
Lake #2	Adelmer Farm	21	3-3	P B G	856	42.8
Woodford	W. W. Taylor	22	3	P B H	1213	42.4
Stephenson #1	M. E. Dietmeier	24	2	PB&GH	1126	42.2
Kane #2	Kane County Home	14	2	G H	1186	41.4
Lee-Bureau	Leonard Anderson	8	2	PBBS	974	41.4
Livingston	Geo. Frederiksen	8	2	PB&GH	1147	41.5
Tazewell #2	E. J. Hieser	9	2	PBBS	1016	40.1



Ford	Clarence Goodrich	10	2	PB&GG	855 39.8
Marshall-Futnam	E. S. Collins	11	2	GG&H	911 39.3
Montgomery	R. C. McReynolds	15	2	G J	837 39.3
Lake #1	Hawthorn Farms	42	2-3	P B H	1085 39.1
McHenry #1	Ben Justen	20	2	PB&GH	1102 38.9
St. Clair-Monroe-Randolph	L. B. Eidman & Son	9	2	PB&GJ	858 38.8
Kankakee #1	Ash Grove dairy #1	25	2-3	G H	1070 38.5
Boone #3	Crawford & Greene	17	2	PB&GH	1021 38.4
Ogle	Clarence Ratmeyer	14	2	G H	1203 38.0
Bureau-Stark	James Ames	14	2	GG&GBS	819 37.9
Winnebago #1	J. C. Hoisington	39	2	PB&GH	972 37.7
Henry-Rock Island	R. C. Zwicker & Sons	12	2	PBES	998 37.5
Brown-Schuyler-Pike	Givens & Scott	22	2	G J	683 37.4
Carroll	Harry Byres	5	2	G H	899 37.1
JoDaviess #1	Adolph Krug	17	2	G B S	870 37.0
Kane #1	Mooseheart Farm	41	3	PB&GH	1019 36.9
Sangamon	J. H. McCutcheon	12	2	PB&GJ	682 36.9
Douglas	Mrs. Sally Gingrich	7	2	PB&GH	975 36.6
Knox	B. E. Leigh	11	2	P B J	575 36.2
LaSalle	C. H. Keenan & Sons	9	2	G H	1027 35.7
McHenry #3	John Ellsworth	19	2	P B H	942 35.7
Effingham-Fayette	Lem Miller	16	2	G H	1044 35.6
Hancock	Albert G. Weber	9	2	PB&GH	993 35.6
Effingham #1	Joe Bierman	11	2	G H	938 35.5
Shelby	W. R. Boys	10	2	Mixed	795 35.5
Kendall	Simon Dickson	19	2	"	708 35.4
Tazewell #1	W. N. Foster & Sons	39	2	PB&GG	797 35.3
Stephenson #2	Wm. Eisenhower	7	2	PB&GBS	908 34.9
Wabash Valley	Jesse E. Tuttle	16	2	P B G	708 34.8
Stephenson #3	Roy Bowers	21	2	PB&GH	1016 34.7
Boone #2	Swanson & Wait	21	2	P B H	1055 34.2
Cook	Bellwood Farm	30	2	PB&GH	995 34.2
Greene-Morgan	H. D. Kamm	28	2	PB&GH	1029 34.0
Whiteside	Ted Shultz	11	2-3	P B J	707 33.7
Southern Illinois	Dee Small	7	2	PB&GJ	617 33.7
DeWitt-Piatt	Leslie James	10	2	PB&GJ	659 33.5
DeKalb #1	Mrs. Nettie Bastian	10	2	PB&GH	980 33.3
Iroquois	Carl Frey	27	2-3	PB&GG	697 33.0
DuPage #2	Country Home Farm	12	2	P B H	1003 32.3
Lee	Rockyford Dairy	29	2	P B H	971 32.2
Macon	Roy Collenberger	11	2	PB&GH	894 32.1
McHenry #4	J. W. Ovitz	20	2	PBES	828 32.1
McHenry #2	John W. Hess	31	2	PB&GBS	917 31.9
Will #2	Loren Carver	15	2	PB&GH	903 31.7
Christian	H. J. Kohl	14	3	PB&GJ	609 31.3
Adams	Tenhouse & Son	12	2	PB&GJ	576 31.1
Will #1	Wm. Hansen	12	2	G H	867 30.1
Illinois State	Menard Pen.	67	2	G H	944 30.0
Jersey	L. A. Landon	17	2	P B J	560 29.9
Macoupin	E. O. Cannedy	17	2	GH&J	704 28.9
JoDaviess #2	J. E. Cline	11	2	GG&GH	783 28.7
Madison-Bond	J. J. Copeland	17	2	P B J	483 28.0
DeKalb #2	Mullins & Houghtby	11	2	PBES	756 27.9
Winnebago #3	Lungren Brothers	11	2	PB&GBS	688 27.4
Winnebago #2	O. J. Sundstrand	14	2	Mixed	672 26.8
Kankakee #2	Jensen & Wisner	13	2		567 26.4

C. S. Rhode


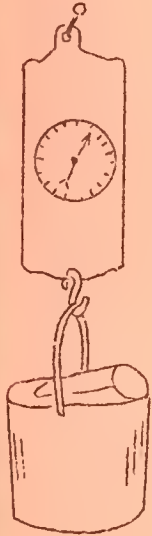
J. G. Cash



REPORT OF  
DAIRY HERD IMPROVEMENT ASSOCIATIONS IN ILLINOIS  
November 1933

range  
manage-  
now  
which

DAIRY HERD IMPROVEMENT ASSOCIATION SEP 13 1933  
WORK ADVANCES UNIVERSITY OF ILLINOIS



Bent on having at least ten percent of the cows in northeastern Illinois on test by June 1, farm advisers in that section and members of the Dairy Department have worked out a plan to acquaint every dairyman with the possibilities of having a larger income from an improved dairy herd.

Dairy Herd Improvement Association work has been an effective agency for more than a quarter of a century in building larger dairy incomes. It was the knowledge of this accomplishment that prompted the campaign. It is only logical that the northeastern counties should assume the leadership in extending this work. Kane County leads the state in the percentage of cows on test and McHenry County has the largest number of associations and production records on the most cows. Other leading counties in the district are Kankakee, DeKalb, Will, DuPage, Lake, and Boone.

Increasing the percentage of cows on test to ten percent or more will mean approximately fifteen new associations, 375 new members, and production records on 7500 additional cows.

Similar work is going forward in many other counties in different sections of the state. Before January 1 membership drives will be completed in Washington, Randolph, Clinton, McLean, Tazewell, Peoria, Woodford, Brown, Adams, McDonough, and Montgomery Counties.

Dairy Herd Improvement Association work will reach a new all-time high in 1939.

COOPERATIVE BREEDING ASSOCIATIONS AT PEAK

With forty-four Cooperative Breeding Associations in operation and others in the process of organization, this phase of the Illinois dairy program is farther advanced than at any previous time.

The rapid development of this project is an indication that many Dairy Herd Improvement Association members have done some serious thinking on the matter of improving the herd thru breeding. Knowing that approximately sixty percent of all bulls proved in Illinois have lowered production and that the daughters from two out of every three bulls mated to cows with production records between 400 and 450 pounds of fat are not as good as their dams, it is little wonder dairymen and dairy cattle breeders are concerned.





A dairy cattle breeding program including the careful selection of young sires, using them sparingly until proved, maintenance of clean herds, careful management, and continuous production records will greatly reduce the chance dairymen now take. These features are embodied in the Cooperative Breeding Association Plan which operates under the following general rules -

1. Membership in one association is usually limited to four or five.
2. Each member has an interest in all of the bulls owned by the association.
3. The association keeps each member supplied with a bull.
4. Members have an equal voice in the purchase and disposal of the bulls.
5. The bulls are moved from one member's farm to another each year.
6. The location of bulls and the order in which they are moved is decided by the members when the association is organized.
7. Associations are incorporated, thus eliminating personal liability.
8. All herds are free from Bang's disease and tested annually.
9. All members belong to a Dairy Herd Improvement Association.

Associations are operating in Kankakee, Effingham, Sangamon, Moultrie, Coles, Jackson-Perry, Knox, Marshall-Putnam, Tazewell, Stephenson, Winnebago, Livingston, Lake-McHenry-Lee, DeKalb, Ford, Bureau, Hancock, Morgan, Douglas, Shelby, Montgomery, Madison, and Saline Counties. Kankakee and Effingham lead in the number of associations with four each.

#### TIME TO ENTER COWS IN 500 POUND CLUB

Dairy Herd Improvement Association members should nominate cows for the 1939 Illinois 500 Pound Butterfat Cow Club during the December and January visits of the testers. The testers will have the entry cards and will assist members in making their nominations. All entries must be made on a special form not later than February 1.

Practically every member stands to benefit from entering one or more cows in the club. Many of them have found they could profit by giving their better cows a chance for high, efficient production. In addition, the club makes it possible to give credit to Illinois' high producing cows and recognize dairymen who are successfully applying improved dairy practices.

Don't fail to get entry blanks from your tester. Remember the closing date for entries is February 1.

#### HONOR LIST FOR OCTOBER Average Production of Each Association

Association	Tester	No. herds	No. cows	Average milk	Average fat	Percent-age dry
Coles	Harold Gillespie	25	324	573	30.5	12.3
Ford	Leo Fryman	21	235	632	29.3	8.4
McLean	Charles Rhoades	34	674	577	28.3	12.8
Tazewell #2	Robert Starr	26	370	614	28.6	10.8
Lake #1	Francis Warberg	24	470	743	27.7	10.4
Livingston	Ival Lommele	25	274	672	27.5	9.5
Douglas	Ludie Knisley	14	145	604	27.5	14.5
Iroquois	Lee Cunningham	20	391	682	27.4	11.0
Brown-Schuyler-Pike	Harry Bunting	20	399	524	27.1	12.7
Kane #3	Chas. Bennett	23	797	713	26.6	15.7

100  
100  
100

100  
100  
100

100  
100  
100

100  
100  
100

100  
100  
100

100  
100  
100

100  
100  
100

100  
100  
100

100  
100  
100

100  
100  
100

100  
100  
100

100  
100  
100

100  
100  
100

100  
100  
100

100  
100  
100

100  
100  
100

100  
100  
100

100  
100  
100

100  
100  
100

100  
100  
100

100  
100  
100

100  
100  
100

100  
100  
100

100  
100  
100

100  
100  
100

100  
100  
100

100  
100  
100

100  
100  
100

100  
100  
100

100  
100  
100

100  
100  
100

100  
100  
100

100  
100  
100

100  
100  
100

100  
100  
100

100  
100  
100

Kankakee #1	F. D. Bailey	23	415	739	26.3	11.6
Montgomery	Edw. Collins	15	221	627	25.9	9.5
LaSalle	Wm. Fewell	25	460	619	25.9	11.7
Adams	Andrew Harris	11	203	603	25.8	13.2
Tazewell #1	W. E. Wilson	12	323	640	25.6	14.6
St. Clair-Monroe--						
Randolph	Franz Schultze	26	453	623	25.6	19.9
DeWitt-Piatt	Ludie Knisley	11	184	520	25.5	16.8
Lee-Bureau	C. H. Anderson	23	249	621	25.4	14.5
Carroll	Russell Hall	20	317	691	25.3	16.7
Macon	Charles Botterbusch	24	429	552	25.1	15.9
Hancock	Andrew Harris	9	95	696	24.9	15.8
Christian	Dan Moeller	23	315	570	24.9	13.7
McHenry #1	Leo Smith	22	550	640	24.8	9.6
Champaign	Raymond Azbill	17	234	583	24.7	17.9
Moultrie	W. W. Wilson	26	419	509	24.6	14.6
Zane #2	Donald Barkman	25	759	633	24.4	12.5
Lake #2	N. Nehmer	27	556	610	24.4	13.7
Kendall	Lorin Robinson	10	511	544	24.2	13.3
Marshall-Putnam	W. E. Wilson	10	119	531	24.2	13.4
DeKalb #1	Clyde Boldt	25	546	391	23.9	16.3
Greene-Morgan	Kenneth Harris	21	356	536	23.8	14.6
Vermilion-Edgar-Clark	Franklin Benton	17	215	552	23.8	14.9
Macoupin	Carlin Morton	20	381	580	23.6	17.6
Kane #1	Theodore Reel	17	434	643	23.5	13.4
STATE AVERAGE		1537	28879	553	23.5	15.0
Henry-Rock Island	Geo. Koerper	26	375	592	23.5	11.7
Illinois State	O. E. Brown	14	872	681	23.4	13.0
Bureau-Stark	Robert Gillespie	22	336	578	23.4	18.2
DuPage #2	G. Philip Weber	23	426	652	23.3	11.1
Ogle	Willis Turner	22	322	647	23.3	15.5
Woodford	L. Knapp	21	317	561	23.0	17.4
Knox	Morris Kessinger	26	455	490	23.0	17.6
Boone #3	John Yurs	24	490	324	22.9	11.6
McHenry #2	Kenneth Goldy	27	775	623	22.9	13.9
Sangamon	Louis Duerwer	24	322	540	22.9	16.8
Wabash Valley	Ruben Strothmann	24	361	457	22.8	11.1
Madison-Bond	Earl Krieger	19	297	623	22.6	20.5
McHenry #3	Ray Nicholson	25	693	615	22.6	12.8
Cook	Gerrit Laseur	22	634	569	22.6	13.4
Effingham #1	George Francis	29	349	582	22.5	18.1
Winnebago #1	Robert Peet	22	452	571	22.5	15.9
Will #1	Don Swinford	23	606	617	22.3	10.7
Winnebago #2	Gilbert Baker	18	326	581	22.2	16.3
DuPage #1	Chris Weigele	19	351	562	22.2	15.7
Effingham-Fayette	Lowell Waltrip	21	323	529	22.1	15.9
Lee	J. Colgan	27	513	582	22.0	18.3
McHenry #4	Geo. Augsburg	27	690	614	21.8	16.4
Jersey	Edw. Collins	16	263	546	21.6	22.1
JoDaviess #1	Carroll Spickler	27	496	573	21.4	14.3
Winnebago #3	Dale Griffin	22	373	568	21.1	22.3
Stephenson #2	Lester Griffin	30	483	547	20.9	20.5
Stephenson #1	Frank Ochsner	30	536	366	20.8	20.9
Boone #2	John Cristy	18	475	548	20.8	14.5
Southern Illinois	Orval Modglin	21	235	413	20.8	16.5



Shelby	William Strothmann	26	488	433	20.6	17.2
DeKalb #2	Richard Leech	23	445	537	20.1	16.0
JoDavieess #2	William Fruin	25	493	493	19.9	16.4
Whiteside	Eward West	15	256	475	19.8	27.0
Will #2	Carl Nelson	27	618	551	18.9	17.5
Kankakee #2	Rudolph Kraft	19	343	492	18.7	19.2
Stephenson #3	Donald Dietmeier	31	507	524	18.5	16.0
McDonough	Harry Bunting	6	136	366	18.0	18.4

Highest Producing Herd in Each Association

Association	Owner	No. cows	No. milk-ings daily	Breed	Milk	Fat
Coles	Tony Rathe & Son	7	2	P B J	974	50.4
Lake #1	Hawthorn Farm	47	2-3	P B H	1419	49.0
McLean	D. M. Stutzman	11	2	P B J	847	46.8
Livingston	Fred Kyburz	6	2	P B H	1276	46.6
Iroquois	C. E. Braden	8	2	Mixed	1176	45.6
St. Clair-Monroe-Randolph	Raymond Wittenborn	19	2	GH&GJ	1217	44.7
Ford	Edw. Skog & Son	6	2	PB&GG	860	43.7
Moultrie	Ralph C. Emel	13	2	P B J	802	42.2
Lee-Bureau	Leonard Anderson	3	2	PBBS	883	41.8
Kane #3	Inka Farms	32	2-3	P B H	1114	41.7
Kane #2	Kane County Home	15	2	G H	1160	41.5
Lee	V. S. Pomeroy	7	2	G H	1331	40.8
Effingham #1	W. C. Lanus	13	2	P B H	1151	40.5
Lake #2	Adelmer Farm	23	2-3	P B G	784	40.0
Marshall-Putnam	Eugene S. Collins	11	2	GG&GH	352	39.6
Woodford	W. W. Taylor	20	3	P B H	1108	39.3
LaSalle	Douglas Knights	29	3	P B H	1122	38.7
Whiteside	Ted Shultz	9	2-3	P B J	858	38.6
McHenry #1	Willis Gardner	28	2	P B H	1133	38.5
Stephenson #2	Wm. Eisenhower	7	2	PB&GBS	898	38.3
Tazewell #2	F. E. Swartzendruber	16	2	PB&GJ	696	38.3
Montgomery	Walter Huber	8	2	PB&GBS	1032	38.2
Christian	G. L. Beaumont	42	3	PB&GH	1128	38.1
Kankakee #1	Ash Grove Dairy #1	30	2-3	G H	1105	38.1
Champaign	Clyde Esry	8	2	P B J	748	38.1
Sangamon	J. H. McCutcheon	13	2	PB&GJ	728	38.0
JoDavieess #1	Adolph Krug	17	2	G B S	904	37.6
Ogle	Clarence Ratmeyer	13	2	G H	1143	37.5
Kane #1	Mooseheart Farm	46	3	PB&GH	1125	37.3
Henry-Rock Island	Perry Marshall	8	2	PB&GBS	923	37.2
Effingham-Fayette	Lem J. Miller	16	2	G H	1070	37.1
Bureau-Stark	James Ames	14	2	GG&GBS	764	37.1
Winnebago #2	Conrad Fagerstrom	15	2	PB&GH	1014	36.9
DeWitt-Piatt	Charles G. Griffin	6	2	PB&GJ	734	36.9
McHenry #3	John Ellsworth	18	2	P B H	990	36.8
Stephenson #1	Melvin Dietmeier	24	2	PB&GH	1032	36.5
Douglas	John I. Coslet	14	2	G G	689	36.3
Vermilion-Edgar-Clark	Elmer Leonard	9	2	G	640	36.1
Tazewell #1	W. N. Foster & Sons	37	2	PB&GG	785	36.0
Madison-Bond	Walter Knebel	24	2	P B H	1029	35.7
DuPage #2	Country Home	12	2	PB&GH	1158	35.0
Will #1	John Schilling	18	2	P B H	1040	35.0
Carroll	Rex Rahn	12	2	P B S	944	34.9





Winnebago #1	J. C. Hoisington	38	2	P B H	901	34.8
Shelby	Charles Warner	13	2	PB&GJ	621	34.7
Macon	L. E. Scott	11	2		647	34.6
Brown-Schuyler-Pike	Givens and Scott	20	3	G J	646	34.3
Southern Illinois	Dee Small	7	2	PB&GJ	639	34.3
Knox	Ross W. Griffith	17	2	PB&GJ	630	34.3
Macoupin	H. J. Shultz	20	2	P B H	1100	34.2
Wabash Valley	Jesse E. Tuttle	17	2	P B G	664	34.1
Greene-Morgan	H. D. Kamm	25	2	PB&GH	1017	33.9
DeKalb #1	Elwood and Nelson	28	2	P B H	985	33.4
Adams	Vernon O'Brien	8	2	P B J	581	33.3
Jersey	J. V. Kallal & Sons	11	2	PB&GH	1007	33.0
Will #2	Frank Lewis	15	2	PB&GH	928	32.8
Kendall	Rock Creek Farm	58	2	P B G	643	32.7
Boone #3	Crawford and Greene	17	2	PB&GH	914	32.4
Stephenson #3	Wesley Schafer	14	2	G H	904	32.0
McHenry #2	Lawrence York	32	2	PB&GH	896	31.6
Hancock	Frank Tarry	14	2	P B H	901	31.3
Illinois State	Menard Pen.	67	2	G H	968	31.0
McHenry #4	H. R. Kiltz	21	2	PB&GH	919	30.6
Cook	Earl J. Bush	18	2	PB&GH	861	30.6
Winnebago #3	H. Robert Johnson	14	2		819	29.9
Boone #2	Harold C. Thomas	25	2	P B H	868	29.4
DuPage #1	Oscar T. Engstrom	17	2	P B H	724	28.9
DeKalb #2	Leslie Mullins	15	2	P B J	530	28.8
JoDaviess #2	Charles Stadel	17	2	PB&GG	670	28.6
Kankakee #2	Frank Diefenback	6	2	Mixed	844	27.3
McDonough	A. T. Stewart	18	2	P B J	519	25.9

C. S. Rhode

J. G. Cash

Printed in furtherance of the Agricultural Extension Act approved by Congress May 8, 1914. J. C. Blair, Director Extension Service in Agriculture and Home Economics, University of Illinois, Urbana.



Report of  
DAIRY HERD IMPROVEMENT ASSOCIATIONS IN ILLINOIS  
December, 1938



THE LIBRARY OF THE  
SEP 13 1939  
UNIVERSITY OF ILLINOIS

WE EXTEND TO ALL  
MEMBERS OF THE  
D.H.I.A. FAMILY  
OUR SINCERE  
WISHES FOR A  
JOYFUL CHRISTMAS  
AND A NEW YEAR  
ABUNDANT WITH  
HAPPINESS AND  
GOOD HEALTH  
C. S. RHODE  
J. G. CASH




1875  
1876  
1877  
1878  
1879  
1880  
1881  
1882  
1883  
1884  
1885  
1886  
1887  
1888  
1889  
1890  
1891  
1892  
1893  
1894  
1895  
1896  
1897  
1898  
1899  
1900

1901  
1902  
1903  
1904  
1905  
1906  
1907  
1908  
1909  
1910  
1911  
1912  
1913  
1914  
1915  
1916  
1917  
1918  
1919  
1920  
1921  
1922  
1923  
1924  
1925  
1926  
1927  
1928  
1929  
1930  
1931  
1932  
1933  
1934  
1935  
1936  
1937  
1938  
1939  
1940  
1941  
1942  
1943  
1944  
1945  
1946  
1947  
1948  
1949  
1950  
1951  
1952  
1953  
1954  
1955  
1956  
1957  
1958  
1959  
1960  
1961  
1962  
1963  
1964  
1965  
1966  
1967  
1968  
1969  
1970  
1971  
1972  
1973  
1974  
1975  
1976  
1977  
1978  
1979  
1980  
1981  
1982  
1983  
1984  
1985  
1986  
1987  
1988  
1989  
1990  
1991  
1992  
1993  
1994  
1995  
1996  
1997  
1998  
1999  
2000  
2001  
2002  
2003  
2004  
2005  
2006  
2007  
2008  
2009  
2010  
2011  
2012  
2013  
2014  
2015  
2016  
2017  
2018  
2019  
2020  
2021  
2022  
2023  
2024  
2025  
2026  
2027  
2028  
2029  
2030  
2031  
2032  
2033  
2034  
2035  
2036  
2037  
2038  
2039  
2040  
2041  
2042  
2043  
2044  
2045  
2046  
2047  
2048  
2049  
2050  
2051  
2052  
2053  
2054  
2055  
2056  
2057  
2058  
2059  
2060  
2061  
2062  
2063  
2064  
2065  
2066  
2067  
2068  
2069  
2070  
2071  
2072  
2073  
2074  
2075  
2076  
2077  
2078  
2079  
2080  
2081  
2082  
2083  
2084  
2085  
2086  
2087  
2088  
2089  
2090  
2091  
2092  
2093  
2094  
2095  
2096  
2097  
2098  
2099  
2100

## ACCURATE RECORDS IMPORTANT

On December 1 there were more Dairy Herd Improvement Association members, associations, and cows on test than ever before in Illinois. Obviously, members and others place a high value on these records. They are used more extensively than any other type of production record in a dairy improvement program. Most of the sires are proved on the basis of Dairy Herd Improvement Association work; much of the culling is based on this type of record, and selections for future herd improvement are made on the information in the herd book.



Recognizing the importance of these records every one concerned with Dairy Herd Improvement Association work, including the members, testers, and others, are interested in having the data that appear in the herd book as accurate as it is humanly possible to make them.

How unfortunate it would be if the records on even one herd were discredited. Any irregularities or infringements on the rules under which Dairy Herd Improvement Association work is conducted cheapen the records. Irregularities at the time of milking or feeding the cows lead only to inaccurate records that are of value to no one.

### Positive Identification First Step

There should be no question about the identity of the cows on which records are kept. At the right-hand corner of the herd book is an outline of a cow. This outline is placed there for the tester to use in making color markings for the purpose of identification. Where color markings cannot be made, ear tags or tattoo marks should be used. There can be no compromise on the question of identification.

Accuracy in weighing the milk and taking and testing the samples comes next. All samples should be kept under lock and key until tested. An accurate milk, butterfat, and feed record on each cow in the herd is the most valuable thing to be gotten from this work. Members must assume some responsibility if the right kind of records are obtained. First, they should demand a complete herd book which includes color markings of all animals or other means of permanent identification. Then, they should readily furnish registration papers on purebreds and assist the tester in securing such other data as are needed.

?????REMEMBER?????

The 1939 Illinois 500 Pound Butterfat Cow Club starts January 1 and entries must be in by February 1. The testers have the entry cards. Dairy Herd Improvement Association members may enter any of the cows in their herds without cost. The club was started in 1923 for the purpose of demonstrating the principles involved in securing high and efficient production and to observe and give credit to the better producing cows in Illinois.



The first part of the document discusses the importance of maintaining accurate records of all transactions. It emphasizes that every entry must be supported by proper documentation, such as receipts and invoices. This ensures transparency and allows for easy verification of the data.

In the second section, the author outlines the various methods used to collect and analyze data. These include direct observation, interviews, and the use of specialized software tools. Each method has its own strengths and limitations, and the choice of which to use depends on the specific requirements of the study.

The third part of the document focuses on the challenges faced during the data collection process. One major challenge is ensuring the reliability and validity of the data. This requires careful attention to detail and a thorough understanding of the context in which the data is being collected.

Finally, the document concludes by highlighting the importance of data security and privacy. As the volume of data collected increases, it becomes essential to implement robust security measures to protect the information from unauthorized access and potential misuse.

### References

1. Smith, J. (2018). *Data Collection Methods: A Comprehensive Guide*. New York: Academic Press.
2. Johnson, A. (2019). *Challenges in Data Collection and Analysis*. London: Routledge.
3. Brown, S. (2020). *Data Security and Privacy in the Digital Age*. Boston: MIT Press.
4. Davis, M. (2017). *Statistical Data Collection and Analysis*. Cambridge: Cambridge University Press.
5. White, R. (2016). *Research Methods: Data Collection and Analysis*. Oxford: Oxford University Press.
6. Green, L. (2015). *Data Collection and Analysis: A Practical Approach*. Chichester: John Wiley & Sons.
7. Black, K. (2014). *Data Collection and Analysis: A Handbook*. London: Sage Publications.
8. Grey, N. (2013). *Data Collection and Analysis: A Practical Guide*. London: Routledge.
9. White, P. (2012). *Data Collection and Analysis: A Handbook*. London: Sage Publications.
10. Black, J. (2011). *Data Collection and Analysis: A Practical Approach*. Chichester: John Wiley & Sons.

CONGRATULATIONS! MR. SEASS

Pogis Majesty Duchess a purebred Jersey owned by L. D. Seass of Sullivan, has the distinction of making the largest record ever made by an Illinois dairy cow on twice-a-day milking. Starting her record at four years nine months of age, she produced 15,165 pounds of milk and 885.1 pounds of butterfat. In addition to this outstanding record, she made 632 pounds of fat as a two-year old and 729 at three years, both on twice-a-day milking.



Duchess was sired by the good proved bull, Hester's Pogis Lad. Her dam, an outstanding brood cow, is also a daughter of a good breeding bull. Her ration consisted of corn silage, soybean hay, and a grain mixture of 500 pounds ground shelled corn, 500 pounds ground oats, and 150 pounds soybean meal. She was fed according to her production and ate about fifteen pounds of grain daily. In summer she had good pasture and some grain. Congratulations, Mr. Seass!

GOOD NEWS!

We are happy to report two new Cooperative Breeding Associations and two new Dairy Herd Improvement Associations organized during the month. Both new breeding associations are in Henry County; one is a Holstein and the other a Brown Swiss. One of the new Dairy Herd Improvement Associations is made up of members in Washington, Clinton, and Randolph Counties and the other is in McLean County. There are now forty-six Cooperative Breeding Associations and seventy-two Dairy Herd Improvement Associations operating in Illinois.



SPECIAL MEETINGS WEEK OF JANUARY 9-13

Special meetings will be held at the College of Agriculture, University of Illinois, during the week of January 9-13 on dairy farming and other related subjects.

The annual winter meeting of the Illinois Brown Swiss Breeders Association will be held on Tuesday, January 10, in Room 302 Old Agriculture Building; the Illinois Jersey Cattle Club will meet at the same place on Wednesday, January 11; and the Illinois Guernsey Breeders Association on Thursday, January 12.

HONOR LIST FOR NOVEMBER  
Average Production of Each Association

Association	Tester	No. herds	No. cows	Average milk	Average fat	Percent-age dry
Ford	Leo Fryman	12	139	639	31.4	9.4
McLean	Charles Rhoades	34	681	541	28.4	16.3
Coles	Harold Gillespie	25	341	497	28.0	15.8
Moultrie	W. W. Wilson	25	349	532	17.7	19.8
Tazewell #2	Robert Starr	25	372	587	27.6	14.0
Winnebago #3	Dale Griffin	22	362	720	26.7	11.0
Lake #1	Francis Warberg	23	456	701	26.4	13.6
Douglas	Ludie Knisley	14	143	556	26.2	12.6
Hancock	Andrew Harris	7	82	687	26.1	17.1
St. Clair-Monroe-Randolph	Franz Schultze	27	465	621	26.1	19.6
Adams	Andrew Harris	11	202	591	25.9	16.6



Kane #3	Chas. Bennett	23	806	681	25.2	16.6
Brown-Schuyler-Pike	Harry Bunting	20	302	475	25.2	14.9
Kankakee #1	F. D. Bailey	24	429	671	25.0	15.2
Madison-Bond	Earl Krieger	20	314	696	24.9	16.2
Tazewell #1	Wayne Wilson	12	336	599	24.9	14.0
Lee-Bureau	C. H. Anderson	22	233	592	24.8	16.3
Iroquois	Lee Cunningham	23	300	588	24.8	11.3
DeKalb #1	Clyde Boldt	25	554	698	24.6	14.4
Livingston	Ival Lommele	27	301	588	24.6	14.6
Macon	Charles Botterbusch	25	429	516	24.5	16.6
Bureau-Stark	R. L. Gillespie	23	344	587	24.4	15.1
LaSalle	Wm. Fewell	25	457	565	24.1	17.1
Carroll	Russell Hall	15	256	658	24.0	16.8
Effingham #1	Geo. Francis	29	358	631	24.0	17.0
Macoupin	Carlin Morton	21	395	595	23.8	17.5
Kane #1	Theodore Reel	16	396	620	23.5	15.7
Lake #2	N. F. Nehmer	25	523	578	23.4	15.5
DeWitt-Piatt	Ludie Knisley	10	176	486	23.4	19.9
Kane #2	Donald Parkman	26	782	643	23.3	14.3
Kendall	Loren Robinson	11	234	511	23.3	14.1
Illinois State	O. E. Brown	14	867	651	23.2	12.6
Marshall-Putnam	W. E. Wilson	8	99	473	23.2	14.1
Ogle	Willis Turner	24	345	643	23.0	14.5
Woodford	L. Knapp	21	319	524	23.0	19.4
Knox	Morris Kessinger	24	436	478	22.9	18.3
Henry-Rock Island	Geo Koerper	26	371	557	22.8	14.0
Whiteside	Eward West	20	310	556	22.8	19.0
Champaign	Raymond Azbill	16	208	509	22.7	15.4
Winnebago #2	Gilbert Baker	18	306	591	22.6	14.1
STATE AVERAGE		1467	27786	564	22.6	16.2
Greene-Morgan	Kenneth Harris	21	361	532	22.6	18.8
DuPage #2	G. Philip Weber	24	508	612	22.5	14.2
McHenry #3	Ray Nicholson	22	638	602	22.4	13.5
McHenry #4	Geo. Augsburg	29	695	626	22.0	17.0
Cook	Gerrit Laseur	22	635	556	22.0	18.0
Effingham-Fayette	Lowell Waltrip	22	372	518	22.0	15.1
Will #1	Don Swinford	28	599	598	21.7	12.7
Lee	J. Colgan	27	522	567	21.5	19.9
Sangamon	Louis Duerer	22	284	483	21.5	22.5
McHenry #2	Kenneth Goldy	27	786	585	21.3	15.6
Boone #3	John Yurs	25	521	570	21.3	12.9
DuPage #1	Chris Weigele	19	359	533	21.1	19.5
Southern Illinois	Orval Modglin	20	262	421	21.0	11.3
Wabash Valley	Ruben Strothmann	24	365	410	20.7	14.8
Winnebago #1	Robert Teet	22	451	524	20.6	15.7
Stephenson #2	Raymond Griffin	30	492	547	20.5	21.7
Stephenson #1	Frank Ochsner	31	559	550	20.3	20.4
Shelby	Wm. Strothmann	27	473	408	20.1	17.2
McDonough	Harry Bunting	6	151	408	20.1	19.2
McHenry #1	Leo Smith	22	546	517	19.6	14.5
DeKalb #2	Richard Leech	24	466	515	19.4	15.9
Kankakee #2	Rudolph Kraft	15	292	505	19.1	22.6
Will #2	Carl Nelson	24	613	525	18.3	18.6
JoDaviess #1	Carroll Spickler	27	486	475	18.3	20.0
Boone #2	John Cristy	15	385	510	17.8	20.8



JoDavies #2	William Fruin	25	478	420	17.3	16.2
Stephenson #3	Donald Dietmeier	29	465	470	17.0	20.0

Highest Producing Herd in Each Association

Association	Owner	No. cows	No. milk-ings daily	Breed	Milk	Fat
Lake #1	Hawthorn Farm	53	2-3	P F H	1438	50.2
Coles	Tony Rathe & Son	7	2	P B J	918	46.5
Knox	Sidney Holt	9	2	G G	954	45.1
McLean	D. M. Stutzman	9	2	P B J	757	44.1
McLean	Grant Kinsey	18	2	G G	736	44.1
Ogle	Puford Brothers	5	2-3	F B H	1283	43.5
Moultrie	L. D. Seass	15	2	P B J	650	43.5
St. Clair-Monroe-Randolph	Raymond Wittenborn	19	2	GH&J	1035	43.1
Brown-Schuyler-Pike	Geo. Jenkins	10	2	Mixed	721	43.1
Kankakee #1	Ash Grove Dairy #1	30	2-3	G H	1146	42.6
Carroll	Russell Ferrer	10	2	PB&GH	1064	42.5
Woodford	W. W. Taylor	21	3	F B H	1087	42.3
Winnebago #3	Lawrence Larson	24	2		1061	42.3
Effingham-Fayette	Lem Miller	15	2	G H	1080	41.9
LaSalle	Douglas Knights	29	3	P B H	1155	41.7
Lee	Vernon Pomeroy	6	2	G H	1277	40.7
Shelby	W. R. Boys	10	2	Mixed	746	40.5
Champaign	Walden & Freeman	5	2	PR&GH	1114	40.4
Tazewell #2	F. E. Swartzendruber	16	2		738	40.3
Ford	Edw. Skog & Son	6	2	PR&GG	716	40.1
Stephenson #1	Wm. Ross	13	2	PR&GH	1152	39.5
Stephenson #2	Wm. Eisenhower	7	2	PB&GBS	1028	39.4
Effingham #1	W. C. Lanus	14	2	F F H	1197	39.1
Madison-Bond	Oliver Spitze	13	2-3	P B H	1098	39.0
Kane #1	Mooseheart Farm	44	3	P F H	1096	39.0
Kane #2	Kane County Home	16	2	G H	1009	38.7
Henry-Rock Island	J. L. Rehn & Son	13	2	P B J	693	38.3
Lake #2	Jan Mar Farm	10	2	H	1000	38.1
Whiteside	Ted Shults	10	2-3	P B J	726	37.9
Macoupin	R. E. Carney	6	2	M	664	37.8
Bureau-Stark	Wayne Slutz & Sons	12	2	P B J	713	37.5
Lee-Bureau	Leonard Anderson	9	2	FBBS	795	37.0
McHenry #4	H. R. Kiltz	21	2	PB&GH	1032	36.5
Vermilion-Edgar-Clark	Clinton Delap	5	2	J&SH	623	36.5
Hancock	J. Al Whitcomb	13	2	P F H	994	36.4
Kane #3	Inka Farms	31	2-3	P B H	966	36.0
Macon	M. G. Jacobs	20	2	PB&GG	693	36.0
"	H. G. Floyd	19	2	PR&GJ	586	36.0
Winnebago #2	Conrad Fagerstrom	15	2	PR&GH	1020	35.5
Will #1	Louis Louffer	15	2	P B H	882	35.4
Sangamon	Reuben Corson	5	2	G H	820	34.5
Livingston	Geo. M. Esgar	9	2	P F J	709	34.4
DeKalb #1	Engh Farm	14	2	G H	912	34.3
DeWitt-Piatt	C. Leslie James	9	2	PB&GJ	580	34.3
Adams	Tenhouse and Son	13	2	PB&GJ	644	34.1
McHenry #3	O. L. Putnam	29	2	P B J	517	34.0
Iroquois	Mrs. C. W. Eisermann	10	2	Mixed	857	33.8
McHenry #2	Lawrence York	33	2	PB&GH	955	33.7
Southern Illinois	F. W. Dietz	5	2	Mixed	667	33.4






Winnebago #1	J. C. Hoisington	40	2	PB&GH	848	33.2
Tazewell #1	W. N. Foster & Sons	40	2	PB&GG	699	33.1
Boone #2	Bunch & Horton	17	2	PBFS	631	33.1
Kankakee #2	G. N. Curl	21	2	G H	869	32.8
Greene-Morgan	H. G. Strang & Sons	12	2	Mixed	719	32.8
Douglas	John I. Coslet	13	2	G G	583	32.5
DuPage #2	A. W. Abbott	16	2	P B H	911	32.4
Kendall	Wayne Hughes	5	2	PBBS	787	32.3
Cook	Palanois Farm	23	2	P B H	858	31.9
Wabash Valley	Hering Brothers	9	2	PB&GJ	592	31.5
Marshall-Putnam	E. S. Collins	11	2	GG&H	667	31.4
Illinois State	Pontiac Pen.	69	2	G H	871	30.2
Will #2	Dwight Milne	25	2	G H	821	30.1
JoDaviess #2	Heidenreich Bros.	19	2	PB&GG	581	29.3
JoDaviess #1	Adolph Krug	17	2	G P S	622	29.1
DuPage #1	Oscar Engstrom	18	2	P B H	749	29.0
McHenry #1	Paul Winn	19	2	P B H	776	28.0
Boone #3	John Ralston	18	2	Mixed	694	27.7
Stephenson #3	Wesley Schafer	13	2	G H	862	27.6
DeKalb #2	W. L. Howard	16	2	G J	545	27.4
McDonough	A. T. Stewart	19	2	P F J	485	25.6

C. S. Rhode

J. G. Cash

Printed in furtherance of the Agricultural Extension Act approved by Congress May 8, 1914. J. C. Blair, Director Extension Service in Agriculture and Home Economics, University of Illinois, Urbana.
















UNIVERSITY OF ILLINOIS-URBANA



3 0112 083515384