

The Library
of the
University of North Carolina



Collection of North Caroliniana

This book was given by
N.C. Dept. of Labor and Printing

JWR + CR

C 331. 72824

1923-4

UNIVERSITY OF N.C. AT CHAPEL HILL



00033934618

*This book must not be
taken from the Library
building.*

9 Dec 3 4 19





Digitized by the Internet Archive
in 2011 with funding from
Ensuring Democracy through Digital Access (NC-LSTA)

THIRTY-FOURTH REPORT

OF THE

Department of Labor and Printing

OF THE

STATE OF NORTH CAROLINA



1923-1924

M. L. SHIPMAN, *Commissioner*



RALEIGH
MITCHELL PRINTING COMPANY
STATE PRINTERS
1924

DEPARTMENT PERSONNEL, 1923-1924

M. L. SHIPMAN, *Commissioner*.....Henderson County
LAWRENCE E. NICHOLS, *Assistant Commissioner*.....Wake County
JOHN G. MCINTYRE, *Bookkeeper-Stockman*.....Chatham County
MISS GLADYS WILLIAMSON, *Stenographer-Clerk*.....Wake County

Employment Service

M. L. SHIPMAN, *Director*.....Henderson County
MISS ANNIE TRAVIS, *Assistant Director*Halifax County
MISS KATE HAMILTON, *Stenographer-Clerk*Lee County

Bureau for the Deaf

J. M. ROBERTSON, *Chief*Wake County

27882

LETTER OF TRANSMITTAL

To His Excellency, CAMERON MORRISON,
Governor of North Carolina.

SIR:—Pursuant to the requirements of statutes creating this Department of the State Government, and acts supplemental thereto, I have the honor to submit herewith the Thirty-fourth Report of the Department of Labor and Printing of the State of North Carolina, covering the biennial period 1923-24.

As is also permitted, it is desired to submit for your consideration and for the information of the General Assembly some suggestions that the Commissioner feels should be presented and acted upon by our law-making body.

A STARTLING CONTRAST

The vigorous and rapid growth of industry in the State of North Carolina is too well known to require comment. In startling contrast to this industrial development is the backward state of legislation in behalf of the workers who are its basic necessity. Abundance of resources and enterprising management are alike impotent without the labor contribution; and just and beneficial treatment of this essential element of industry should keep pace with its progress in other aspects.

North Carolina is one of but six states of the Union lacking a law providing for the compensation of industrial injuries. The old rule of common law that places on the employee the burden of the trade risk, for the creation of which he is not and cannot be primarily responsible, has been set aside in forty-two states and practically every foreign country. Its injustice condemns it, and its shortsighted economic policy is at war with both humanitarian and business standards. The crippled man or bereaved and orphaned household are a reproach and a burden to the community which fails to make just provision for their welfare. Their misfortune befalls in the attempt to serve the community through industry; and the cost of their care is a just charge on the industry, without the bickering and conflict and wastefulness of suits at law.

While the hazards of industry continue, provision should be made for the adequate care of its victims and their earliest and most complete possible restoration to self-support.

SAFETY STANDARDS

Urgent as is the demand for a workmen's compensation law, this urgency should not lend to the neglect of legislation striking even more directly at the root of the problem. "An accident compensated is an apology; an accident prevented is a benefaction." Prevention will

lighten the burden on industry, do away with the suffering, and avoid the economic loss. Standards of safety for the various types of machinery and industrial equipment have been carefully worked out and their practical utility demonstrated beyond question. Provisions of law requiring proper installations and equipment, and an adequate inspection and enforcement system are a prime necessity in a progressive industrial state.

BOILER INSPECTION

Although steam boilers are instrumentalities that lie within the field touched upon above, their wide distribution and the frequent employment of poorly trained workmen to have charge of them, warrant their special mention. Boilers of known defectiveness, so much so that no insurance company will issue a policy covering them, may yet be used by an owner willing to "take a chance"; but the risk does not fall on him or his property alone, and a thoroughly considered statute should be enacted covering this subject. Many states require proof of competency and the issue of a license before a workman is allowed to take charge of an agency of such potential destructive force, and this phase of the question also is commended to legislative consideration.

CHILD LABOR

The employment of children at such an age and to such an extent as to interfere with their physical and mental development is bad business and bad morals. Thirty-three states have enacted laws requiring work days for children in industry shorter than that fixed by statute in North Carolina, and the laws of practically all other industrial states prohibit night work for women. There is in this connection a responsibility devolved upon the Legislature which has not yet been fully met. The future of the State demands better protection for both the children and the women employed in its industries, and legislation to this end is strongly recommended.

EIGHT-HOUR DAY

The mechanical routine of factory employment and the speeding up of machine operations call for added consideration of the muscular and nervous forces of the worker. The early deterioration and "junking" of neglected machinery only partially exemplify and illustrate the wastage of labor through excessive strain or wearying monotony. A citizenship that can intelligently consider social and civic problems is likewise a better industrial factor than one whose waking hours are spent in toil and the listless fatigue that follow an over-long work-day. At least a beginning should be made in the application of the eight-hour day to the more hazardous and wearing occupations.

MEDIATION AND CONCILIATION

The utter wastefulness of the multiplied conflicts between employers and workmen causing cessation of work leads this Department to recommend a careful study of the laws found in many states providing for boards or commissions whose purpose it is to facilitate good understanding and a fair and intelligent consideration of conflicting claims and demands. Nothing savoring of compulsory arbitration is contemplated, but with an agency for mediation available to the parties or competent to make a thorough investigation and fair report of the facts, it is believed that much of the bitterness of feeling, economic loss and public inconvenience could be avoided. The Department of Labor is in a position to render much valuable service in this direction, but at present has no authority to act. Suitable legislation on this subject would offer good ground for hope for a better relationship and fewer interruptions in production, wages and service.

North Carolina is far behind other industrial states in the enactment of laws for the protection of the workers, and there should not be longer delay in providing an industrial code which will meet the just demands of the hour.

Respectfully submitted,

M. L. Shipman

Commissioner.

RALEIGH, N. C., December 1, 1924.

NORTH CAROLINA—LAND OF OPPORTUNITY AND ACHIEVEMENT*

When God made the world He left North Carolina for the final and complete manifestation of His goodness to man. For He placed in this Commonwealth all the essential resources of an empire. On its eastern border rolls the Atlantic—prolific of vast annual tribute to our people. On the western border are mountains of surpassing beauty—a beauty eloquent of His mercy to His creatures. In those hills of God, whence comes our strength, is found something more precious than the minerals of worth concealed in their breasts, of greater price than the covering of timber reaching to their summits—that one thing making life really worth living: HEALTH!

Not satisfied with all this, between the level of the sea and these mountains, seven thousand feet nearer the skies, He placed fertile plains of a greater variety of soils than is found elsewhere in the entire country, producing all things needed by man for his prosperity and well-being. And then He planted a race of men within the borders of that Commonwealth who have builded a white and shining highway more than six hundred miles in length, linking the sea and mountains in close and abiding affection.

So we may well imagine that the Garden of Eden was in North Carolina—and is still there. Adam and Eve were put out of this Paradise and spent their remaining days hungering and athirst for their irrecoverable loss. And I know that you North Carolinians in Philadelphia tonight, every one of you, are looking forward to the time when you will return to North Carolina, that Paradise which you will always proudly claim as your home, there to receive that awaiting welcome which will warm the very cockles of your heart.

Philadelphia is a marvelous city. It seems to me that man has left but little undone to make it the most beautiful and charming in all the world. You men and women of North Carolina have done, are doing today and every day, your full share toward making this the home of civic righteousness, an abiding place of all virtues such as this cradle of Liberty should be.

But I know that your spirit and your soul cry aloud within you for your home State and for your home people. With this thought in my mind, let me tell you something of the opportunities that will be afforded you when you do come back and build your home again with us.

I am not going to burden you with a mass of dry statistics, although the gathering and compilation of these statistics, representing the almost

*Address by M. L. Shipman, Commissioner of Labor and Printing, before the North Carolina Society of Pennsylvania, at Philadelphia, March 31, 1924.

unbelievable progress of our State, is a part of my official duty. The story is a bright one and one that cannot be too often retold.

Let us, then, suppose you have happily returned to Paradise, which is sometimes called North Carolina. It is the healthiest State in the Union, as well as being today, per capita, the richest between the Potomac and the Rio Grande. You will build a home there, among a people 99 per cent biologically native-born American.

Money is an important consideration in building a home, so if you need financial aid, why there are millions of dollars on deposit in the banks of the State. In 1914 we had but \$81,700,000 in our banks, while on December 31, 1923, the combined resources of our banks were \$474,117,609.

The lumber in your new home will come from the slopes of Mount Mitchell, say, the highest east of the Rockies and but one of twenty-six other towering peaks higher than New England's Mount Washington. The forests covering the slopes of these mountain giants contribute annually many millions of dollars to the prosperity of your State as well as supplying enormous amounts of wood for the largest pulp mill in the world—at Canton, which is close to Asheville.

This home, then, owned in a State where the tax rate is the lowest in the United States, will be lighted by electricity. And for this and for other purposes, North Carolina has already developed from its own water-powers the vast energy contained in 360,000 horse-power, with a maximum potential horse-power in our State of two millions. Remember these figures if you forget all others I may quote, for they mean a great deal to our future prosperity and increasing greatness as a manufacturing State. They mean the eventual increase in the annual value of all of our manufactured products from the present valuation of a billion and a half dollars to—what? Who shall say? And another fact well worth stowing away in your memory is this: Charlotte, North Carolina, is today the largest distributing center of hydro-electric power in the world.

Your furniture for this new home will come from High Point—making more furniture than any city in the world save Grand Rapids, and in a State whose product last year was valued at over \$30,000,000; in 1912 it was a little more than \$11,000,000. Progress, thy name is North Carolina!

The shining aluminum kitchen utensils in that new and lowest-taxed home will come from Baden, on the Yadkin River, home of the second largest aluminum plant in the world.

The towels you will use will come from Kannapolis, where is located the world's largest towel plant.

That spotless covering of damask on your table was made at Roanoke Rapids, which has this country's largest damask mills.

The cotton goods used throughout your new home were all made in North Carolina, of course. For North Carolina manufactures more cotton goods than any other State except Massachusetts, and the variety of these goods is as infinite as is their beauty. You will be interested in learning that in 1912 the value of these products was \$52,868,689, while in 1922 it was \$229,670,691, calling for 1,063,536 bales of cotton, of which North Carolina itself furnished 776,222 bales. Total produced in 1923, 1,010,000 bales, ranking second to Texas, which Governor Bickett used to say is not a State, but an empire.

The products of many other North Carolina mills and industries will enter this new home of yours in the Land of Promise and Opportunity. Let me mention but a few of them: From last year's output of the knitting mills, valued at \$27,352,354, you may economically supply all your needs in that line, including hosiery of the finest, coming from the Durham district, which is the largest center of this industry in the world. From the woolen mills' product of \$3,636,771 you may select an interesting variety of articles. From the thousand and one items selected from what we list in our Department report under "Miscellaneous Manufactories," turning out goods last year to the value of nearly \$150,000,000, you may take your choice.

The sweet mistress of this new home will require silk for personal and intimate adornment. The silk mills of North Carolina last year used nearly 218,000 pounds of raw materials, and the value of their output was \$1,410,000.

I might keep on for an hour and not tell you half the wonderful story as expressed in figures, but I will give you only a sketchy statement of what the Old North State is doing today.

First, let us see what shall be found on the well-spread table in this home, where the money to finance its building, where its furniture and furnishings, the material out of which it has been built, the mystic current by which it is lighted and which bears a part of the household labor, were all produced within the borders of North Carolina.

Fish come early on the menu, and last year the Atlantic Ocean contributed \$1,614,360 to the State's wealth. What else shall we find there? The products of corn, of which last year nearly 57,000,000 bushels were produced in North Carolina. Wheat, which supplied 6,500,000 bushels to be made into our own glorious and well-beloved hot biscuits. Hot biscuits and sorghum syrup—a feast for the gods and North Carolinians! And last year we made over 3,000,000 gallons of sorghum.

Now, would you like to come home? Or, if a still greater temptation is needed to draw you back, let me offer you a sun-kissed apple grown in some hillside orchard of Western Carolina, a part of our State clad all in beauty, noted in song and story for its cloud-capped mountains

wooded to their summits, rich beyond compare in a charm that yearly draws hundreds of thousands of those seeking rest and a renewed interest in life.

But talking about things to eat, did you know that North Carolina stands fourth in the value of agricultural products? Texas comes first, naturally; then Illinois, Iowa, and North Carolina. A very few years ago North Carolina was twenty-second in the list! Is this Progress? Why quote other statistics! Just let that bald fact stand: fourth among all the states in value of agricultural products!

I will not burden you with many more figures. They are too great to comprehend, almost, but they spell enduring prosperity for the best State of them all—North Carolina.

Still I must mention North Carolina's production of sweet potatoes and peanuts, as being the largest per acre of any state; that in 1923 we produced 10,802,000 bushels of sweet potatoes, over 4,000,000 bushels of Irish potatoes, practically 130,000,000 pounds of peanuts, and 710,000 tons of hay. From these statistics you will understand that Paradise is a place of utter abundance.

But the *quasi* master of this new home must have his smoke. So last year North Carolina turned its 282,204,000 pounds of tobacco grown in the State into products valued at \$214,830,348. The figures for 1912 were only \$11,232,000. Last year we raised 357,000,000 pounds of this favorite weed. Doesn't this comparison astound you? Do you not instantly sense the spirit of Progress with which North Carolina is imbued? Do you not realize that this indomitable Progress, coupled with our State's versatility, its health and its beauty, augurs a glorious future for North Carolina?

And let me remark quite casually that Winston-Salem manufactures more tobacco than any other community in the world. It seems quite impossible to talk about North Carolina without using words ending in "est."

The Old North State has traveled fast and far in all things during the past few years. I purposely leave until the close of my remarks any reference to the most significant of all these movements, and by that I mean the insistent demand on the part of our people for better educational facilities and the equally insistent demand on their part for better transportation facilities, and how adequately these demands have been met.

But I refrain from going into detail as to these most significant of all our steps forward; for I am a North Carolinian born, talking to other North Carolinians, and a true North Carolinian is never out of touch with his State and his people. The statistics I have given you are of interest in that some of them have never before been given publicity. All of them are the latest available, and they tell in cold figures

of our marvelous advancement in industry, in agriculture, in every line of human endeavor. And so I take it for granted that you are conversant with our most excellent graded school system, with our colleges of the very highest standing and merit, and with our development of a highway system, eventually to cost hundreds of millions of dollars and which stands today as a monument to the new spirit of a State without a peer. I am convinced that North Carolina's system of highways, admittedly the finest in the South, unquestionably one of the finest in America, our vastly increased school facilities and all that we have incorporated into our school system, will work in all ways for the material and spiritual growth of our people; will irresistibly draw back home all its children who have wandered far afield from a State which has grown unqualifiedly great; great in its fine manhood and still finer womanhood, in its resources, the gift of a kindly nature, in its extraordinary present-day prosperity, in its hallowed traditions of the past, in its high ambitions and ideals for the future.

“Carolina, Carolina, Heaven's blessings attend her;
While we live we will cherish, protect and defend her.
Though the scorner may sneer at and wiflings defame her,
Our hearts swell with gladness whenever we name her.

Hurrah! Hurrah! the Old North State forever—
Hurrah! Hurrah! the good Old North State.”

CONTENTS

- CHAPTER I—COTTON, WOOLEN, SILK AND CORDAGE MILLS
II—KNITTING MILLS
III—FURNITURE FACTORIES
IV—TOBACCO MANUFACTURES
V—MISCELLANEOUS FACTORIES
VI—MINES AND MINING
VII—WATERPOWERS
VIII—FISHERIES AND FISHING
IX—FARM AND FARM LABOR
X—PUBLIC EMPLOYMENT SERVICE
BUREAU OF LABOR FOR THE DEAF
XI—NEWSPAPERS AND PERIODICALS
XII—STATE PRINTING
APPENDIX—CLASSIFICATION OF INDUSTRIES

CHAPTER I

COTTON, WOOLEN, SILK AND CORDAGE MILLS

North Carolina retains its position as the greatest cotton goods manufacturing state in the South, and ranks second among all the states of the Union. It has a greater number of mills than any other state, and the number in active operation has increased during the biennial period, notwithstanding there have been consolidations of several of the mills. There are now 386 active cotton mills in the State.

The textile industry may well be called North Carolina's greatest asset in the field of manufacturing. The number of wage-earners, the amount paid in salaries and wages, and the value of products are greater than in any other, and the figures as to these items have materially increased since the last biennial report.

With \$168,292,542 invested in the industry, the State takes its place as a southern leader and second in the national list. 5,918,538 spindles are employed in the industry, but during the biennial period, from time to time, a greater number of spindle hours has been recorded for North Carolina than for any other state, indicating that the industry has been and is in healthier condition and has a more constant activity here than it enjoys in other states. This is a significant fact, for North Carolina ranks second to Massachusetts in the number of spindles. Nevertheless, cotton mill workers have enjoyed a greater degree of prosperity than have those of the New England state because of more constant employment.

The number of looms used in the industry is 83,402 and the number of cards 15,494, both figures showing substantial increases during the past two years. The use of horsepower has also increased, 241,024 units now being used.

The number of pounds of raw material used annually by the North Carolina mills is 553,085,685, and the value of yearly output is \$252,078,364.

But, even as the industry itself has prospered, so have those employed prospered. There are now 48,609 men, 30,347 women, and 4,772 children employed by the mills. The first two figures indicate increases, the last a decrease. The children employed are between the ages of 14 and 16 years. The average high and low wage paid the men has increased, the maximum now being \$5.20 per day and the lowest \$2.00 per day. The average maximum wage paid women shows an increase, being \$3.25 per day at the present time. The lowest wage paid women is \$1.30 a day.

NOTE.—Woolen, Silk and Cordage summary and statistics follow immediately after Cotton Mill statistics.

The State leads all others in the manufacture of denims, canton flannel, flannelettes and blanketings, towels and towelings, wash cloths, bath mats, wiping and polishing cloths (except pile fabrics), cotton table damask, sheets and pillowcases, and commercial yarns.

North Carolina is second in the manufacture of tobacco, cheese, butter, bunting and bandage cloths, gingham, shirtings (not silk striped), ticks, blankets, and cotton waste for sale.

It is third in the manufacture of print-cloth, lawns, nainsooks, cambrics, and similar materials, and in tire fabrics other than duck.

The plants are largely owned by native North Carolinians who are familiar with conditions. They are operated in large measure by native labor. An added advantage is the location close to raw materials, fuel and power. Labor is generally to be found within the State and is generally available to the extent needed.

Reports from the manufacturers themselves show that the cotton mill industry has reached new high levels in North Carolina. What a decade or two ago was an industry in the embryonic stage is now the State's greatest, and bids fair soon to lead the entire nation. It now leads the entire South. The capital invested, raw materials used, value of products manufactured, and number of persons employed are all several hundred per cent greater in 1924 than they were twelve years ago.

A large proportion of the mills pay wages weekly, the remainder semi-monthly.

Two hundred and sixty-six establishments report the use of electric power; twenty-seven employ steam; thirty-nine use steam and electricity; twelve use steam and water; nine electric and water; ten steam, water, and electricity; eighteen generate their power with water, and one with water and oil. Four overlooked this item in reporting their activities.

One hundred and thirty-four of the mills reporting employ both spindles and looms; two hundred and thirty-two spin only; nineteen report the use of looms only; one reports only carding.

Statistical data relating to various details of the industry will be found in the tabulations following.

COTTON MILLS

COTTON SPINDLES IN NORTH CAROLINA AS COMPARED WITH OTHER COTTON MANUFACTURING STATES

(From statistics compiled by the United States Bureau of the Census)

	1924	1923	1922	1921	1920	1919	1918	1917	1916	1915
United States.....	37,804,048	37,408,689	36,945,554	36,617,584	35,894,463	35,443,156	34,940,830	34,221,252	33,333,176	32,840,730
Massachusetts.....	11,792,160	11,951,334	11,922,573	11,810,563	11,738,613	11,630,397	11,512,247	11,280,351	11,104,810	10,914,087
North Carolina.....	5,918,553	5,509,183	5,292,880	5,228,266	4,954,935	4,789,322	4,591,026	4,375,283	4,043,206	3,915,842
South Carolina.....	5,266,378	5,132,364	5,090,988	5,013,538	4,974,460	4,955,765	4,903,840	4,851,161	4,743,193	4,710,826
Georgia.....	2,798,242	2,693,535	2,679,374	2,648,325	2,542,155	2,518,059	2,482,131	2,422,810	2,275,929	2,118,573
Alabama.....	1,392,778	1,330,162	1,300,699	1,283,096	1,215,268	1,192,294	1,169,624	1,136,786	1,126,846	1,075,859
Virginia.....	707,314	673,306	633,870	588,982	575,610	580,310	524,194	528,394	516,166	513,134
Tennessee.....	438,192	438,696	427,832	415,593	399,963	373,895	367,503	350,352	319,148	322,052
Mississippi.....	182,508	178,508	172,612	176,778	174,714	155,756	166,832	167,604	166,984	184,636
Texas.....	207,248	176,444	168,192	166,468	143,054	140,054	132,236	128,112	128,762	124,848
Louisiana.....	100,748	100,748	103,128	103,128	103,128	102,944	96,832	93,408	79,763	79,763
Kentucky.....	92,012	95,634	95,706	95,538	95,814	94,224	91,528	91,244	87,944	93,828

TABLE No. 1—Mills by Counties, Showing Executive Officers,

No.	County	Postoffice	Mill	President
1	Alamance	Burlington	Aurora Cotton Mills	Eugene and L. S. Holt, Mgrs.
2	do	do	Burlington Mills, Inc.	M. B. Smith
3	do	do	Elmira Cotton Mills Co.	E. C. Holt
4	do	do	Glencoe Mills	J. H. Holt
5	do	do	E. M. Holt Plaid Mills, Inc.	Lynn B. Williamson
6	do	do	King Cotton Mills Corp.	Thomas F. Jeffress
7	do	do	The Lakeside Mills	E. C. Holt
8	do	do	Stevens Mfg. Co.	E. C. Holt
9	do	Elon College	Consolidated Textile Corp., Hope- dale Div.	A. S. Pierce, Jr.
10	do	do	Consolidated Textile Corp., Ossi- pee Div.	A. S. Pierce, Jr.
11	do	do	Holt, Gant & Holt Cot. Mfg. Co.	Lynn B. Williamson
12	do	Glen Raven	Glen Raven Cotton Mills	Lynn B. Williamson
13	do	Graham	L. Banks Holt Mfg. Co.	Lynn B. Williamson
14	do	do	Sidney Cotton Mills	H. W. Scott
15	do	do	Travora Mfg. Co.	J. H. White
16	do	do	White-Williamson Co.	F. L. Williamson
17	do	Haw River	Holt-Granite Puritan Mills	F. L. Williamson
18	do	do	Travora Mfg. Co., No. 2	J. H. White
19	do	Mebane	Durham Hosiery Mills, No. 15	C. M. Carr
20	do	Sweptonville	Virginia Cotton Mills	B. W. Baker
21	Alexander	Stony Point	Rockyface Spinning Co.	J. B. Hall
22	do	do	Watts Spinning Co.	A. L. Watts
23	do	Taylorsville	Liledoun Mfg. Co.	J. A. Miller, Jr.
24	do	do	Miller Mfg. Co.	J. A. Miller, Jr.
25	do	do	North State Cotton Mill Co.	R. A. Adams
26	do	do	Taylorsville Cotton Mill Co.	J. C. Connolly
27	Anson	Wadesboro	Wade Mfg. Co.	T. C. Cox
28	do	do	Wadesboro Cotton Mills Co.	C. M. Burns
29	Bladen	Bladenboro	Bladenboro Cotton Mills	H. C. Bridger
30	Buncombe	Asheville	Asheville Cotton Mills	J. E. Harden
31	do	do	French Broad Mill (Martel Mills, Inc.)	G. E. Huggins
32	Burke	Henry River	Henry River Mfg. Co.	M. L. Mauney
33	do	Morganton	Alpine Cotton Mills	W. A. Erwin
34	do	Valdese	Valdese Mfg. Co.	A. M. Kistler
35	Cabarrus	Concord	Brown Mfg. Co.	C. W. Johnston
36	do	do	Cabarrus Cotton Mills*	
37	do	do	Cannon Mfg. Co.*	
38	do	do	Franklin Cotton Mills, Inc.	Mrs. J. W. Cannon
39	do	do	Gibson Mfg. Co.	A. R. Howard
40	do	do	Hartsell Mills Co.	W. W. Flowe
41	do	do	Hobarton Mfg. Co.	E. C. Barnhardt
42	do	do	Locke Cotton Mills Co.	W. A. Erwin
43	do	do	Norcott Mills Co.	C. W. Johnston
44	do	do	Renfrew Mfg. Co.	Donald M. Hill
45	do	do	Roberta Mfg. Co.	J. F. Goodman
46	do	do	White-Parks Mill Co.	J. G. Parks
47	do	Kannapolis	Cabarrus Cotton Mills	M. L. Cannon
48	do	do	Cannon Mfg. Co.	C. A. Cannon

*Branch of Kannapolis.

Date of Establishment, Capital Stock, Selling Agent, Etc.

Secretary or Treasurer	Year Established	Capital Stock	Product Sold Direct or Through Agents?	Agent's Name	No.
.....	1885	\$ 240,000	agent.....	Frederick Vietor & Achelis, New York City.....	1
J. Spencer Love.....	1923	500,000	agents.....	The Farish Company, New York City.....	2
J. A. Barnwell.....	1895	210,000	agent.....	William Iselin & Co., New York City.....	3
W. L. Holt.....	1899	112,000	agent.....	William Iselin & Co., New York City.....	4
W. M. Williamson.....	1884	40,000	agent.....	Frederick Vietor & Achelis, New York City.....	5
Henry M. Holladay.....	1912	312,000	both.....	6
J. H. Holt.....	1893	78,000	agent.....	William Iselin & Co., New York City.....	7
Paul Stevens.....	1920	40,000	agent.....	William Iselin & Co., New York City.....	8
.....	9
T. B. Spencer, Mgr.....	agents.....	Converse & Co., New York City.....	10
George H. Fowler.....	1881	150,000	agents.....	Frederick Vietor & Achelis, New York City.....	11
Roger Gant, Mgr.....	1902	agent.....	Harding, Tifton & Co., New York City.....	12
McBride Holt.....	1909	1,000,000	agent.....	T. Holt Haywood Dept., New York City.....	13
Don E. Scott.....	1888	40,000	agent.....	Cone Export and Comm. Co., New York City.....	14
W. E. White.....	1901	70,000	agent.....	Buchanan-Hicks Co., St. Louis.....	15
L. A. Williamson.....	1849	180,000	agent.....	Dorman Comm. Co., New York City.....	16
L. Banks Williamson.....	1916	agents.....	Farish Company, New York City.....	17
W. E. White.....	18
W. F. Carr.....	1898	both.....	Cameron & Pflrgst.....	19
W. C. Kirkpatrick.....	1894	1,000,000	agents.....	Converse & Co., New York City.....	20
Samuel Turner.....	1920	350,000	agents.....	Franklin D'Olier & Co., Philadelphia, Pa.....	21
J. C. Connelly.....	1920	571,350	agent.....	Catlin & Co., Boston, Mass.....	22
T. H. Miller.....	1916	direct.....	23
T. H. Miller.....	1917	direct.....	24
J. C. Bell.....	1920	300,000	agent.....	Charles J. Webb Sons Co., Philadelphia, Pa.....	25
T. H. Miller.....	1908	125,000	direct.....	26
W. Henry Liles.....	1923	750,000	agents.....	Hunter Mfg. and Comm. Co., New York City.....	27
W. B. Rose.....	1890	120,800	agent.....	28
C. O. Bridger.....	1912	800,000	agents.....	Forrest Brothers, Philadelphia, Pa.....	29
M. D. Long.....	1887	250,000	agent.....	Cone Export and Comm. Co., New York City.....	30
Robert L. Mitchell.....	agent.....	The Farish Company, New York City.....	31
D. W. Aderholdt.....	1902	both.....	John F. Street Co., Providence, R. I.....	32
J. E. Erwin.....	1895	350,000	agent.....	Erwin Yarn Agency, Philadelphia, Pa.....	33
F. Garron.....	1914	300,000	both.....	34
F. J. Haywood.....	1905	572,500	agents.....	Johnston Mills Co., Philadelphia, Pa.....	35
.....	36
.....	37
E. T. Cannon.....	1903	975,000	agents.....	Cannon Mills, New York City.....	38
A. R. Howard.....	1899	1,125,000	agent.....	Cannon Mills, Inc., New York City.....	39
J. L. Hartsell.....	1906	190,000	agents.....	Cannon Mills, Inc.; L. P. Miller & Co.....	40
E. C. Barnhardt, Jr.....	1923	150,000	41
T. H. Webb.....	1908	1,093,900	agents.....	Joshua L. Baile & Co., New York City.....	42
F. J. Haywood.....	1915	343,800	agents.....	Johnston Mills, New York.....	43
Frances U. Stearns.....	1867	1,692,500	Commission house.....	44
W. W. Flowe.....	1915	30,500	agent.....	Johnston Mills Co., Charlotte, N. C.....	45
E. F. White.....	1918	105,000	direct.....	46
E. Sauvain.....	1894	4,500,000	agents.....	Cannon Mills, New York.....	47
T. T. Smith.....	1887	10,500,000	agents.....	Cannon Mills, New York.....	48

TABLE No. 1—

No.	County	Postoffice	Mill	President
49	Cabarrus.....	Mount Pleasant.....	Halifax Cotton Mills, Inc., No. 2*	W. A. McCanless.....
50do.....do.....	Tuscarora Cotton Mill.....	Charles A. Cannon.....
51	Caldwell.....	Granite Falls.....	Dudley Shoals Cotton Mill Co.....	J. D. Elliott.....
52do.....do.....	Falls Mfg. Co.....	J. D. Elliott.....
53do.....do.....	Granite Falls Mfg. Co.....	G. H. Geitner.....
54do.....do.....	Southern Mfg. Co.....	J. D. Elliott.....
55do.....	Lenoir.....	Caldwell Cotton Mills.....	T. H. Broyhill.....
56do.....do.....	Hudson Cotton Mfg. Co.....	J. C. Seagle.....
57do.....do.....	Lenoir Cotton Mills.....	J. H. Beall.....
58do.....do.....	Moore Cotton Mill Co.....	J. H. Beall.....
59do.....do.....	Nelson Cotton Mill.....	J. L. Nelson, Sr.....
60do.....do.....	Steele Cotton Mill Co.....	R. L. Steele.....
61do.....do.....	Whitnel Cotton Mill Co.....	G. F. Harper.....
62do.....	Mortimer.....	United Mills Co.....	G. N. Hutton.....
63do.....	Patterson.....	Watts Cotton Mill Co.....	J. W. Watts.....
64do.....	Rhodhiss.....	Rhodhiss Mills Co.....	R. C. Moore.....
65	Catawba.....	Brookford.....	Brookford Mills Co.....	C. A. Brown.....
66do.....	Newton.....	Blue Ridge Cotton Mills.....	J. W. Abernathy.....
67do.....	Hickory.....	Hickory Spinning Co.....	G. N. Hutton.....
68do.....do.....	Ivey Mill Co.....	G. H. Geitner.....
69do.....do.....	A. A. Shuford Mill Co.....	G. H. Geitner.....
70do.....	Long Island.....	Long Island Cotton Mills Co.....	L. C. Wagner.....
71do.....	Maiden.....	Carolina Cotton Mills.....	W. B. Murray.....
72do.....do.....	Center Cotton Mills†.....	G. L. Whisnant.....
73do.....do.....	James Cotton Mills, Inc.....	J. A. Abernethy, Sr.....
74do.....do.....	Liberty Spinning Co., Inc.....	G. L. Whisnant.....
75do.....do.....	Union Cotton Mills‡.....
76do.....	Newton.....	Catawba Cotton Mills.....	J. P. Yount.....
77do.....do.....	City Cotton Mills Co.....	S. J. Smyer.....
78do.....do.....	Clyde Mill Co.§.....
79do.....do.....	Newton Mill Co.§.....
80do.....do.....	Yount Cotton Mills.....	Partnership.....
81	Chatham.....	Pittsboro.....	J. M. Odell Mfg. Co.....	J. A. Odell.....
82do.....	Siler City.....	Hadley-Peoples Mfg. Co.....	W. G. Sydnor.....
83	Chowan.....	Edenton.....	Edenton Cotton Mills.....	Frank Wood.....
84	Cleveland.....	Grover.....	Minnett Mills.....	C. F. Harry.....
85do.....	Kings Mountain.....	Bonnie Cotton Mill.....	J. S. Mauney.....
86do.....do.....	Cora Cotton Mills.....	F. Dilling.....
87do.....do.....	Dilling Cotton Mills.....	A. G. Myers.....
88do.....do.....	Kings Mountain Mfg. Co.....	W. A. Mauney.....
89do.....do.....	Margrace Mills, Inc.....	C. E. Neisler.....
90do.....do.....	Mason Cotton Mills Co.....	J. C. Mason.....
91do.....do.....	Park Yarn Mills Co.....	R. H. Johnston.....
92do.....do.....	Patricia Mills, Inc.....	C. E. Neisler.....
93do.....do.....	Pauline Mills.....	C. E. Neisler.....
94do.....do.....	Phenix Mills Co.....	E. A. Smith.....
95do.....do.....	Sadie Cotton Mills.....	L. A. Kiser.....
96do.....	Lawndale.....	Cleveland Mill and Power Co.....	John F. Schenck.....
97do.....	Shelby.....	Belmont Cotton Mill Co.....	J. J. McCurry.....
98do.....do.....	Catherine Mill Co.....	C. C. Blanton.....

*Branch of South Boston, Va. †Same as last report. ‡American Yarn and Process Co. branch. §Idle.

Continued.

Secretary or Treasurer	Year Established	Capital Stock	Product Sold Direct or Through Agents?	Agent's Name	No.
F. V. Bernn.....		\$.....			49
O. A. Barringer.....	1900	90,000	both.....	Cannon Mills, Inc., Philadelphia, Pa.....	50
D. H. Warlick.....	1906	108,300	both.....		51
D. H. Warlick.....	1915	200,000	direct.....		52
A. Alex. Shuford.....	1885	785,000	agents.....		53
D. H. Warlick.....	1920	150,000	both.....		54
J. L. Nelson.....	1923	220,000			55
J. L. Nelson, Sr.....	1904	200,000	direct.....		56
J. L. Nelson, Sr.....	1901	250,000	direct.....		57
J. L. Nelson, Sr.....	1907	135,000	direct.....		58
J. L. Nelson, Jr.....	1922		agents.....	John F. Street Co.....	59
T. H. Broyhill.....	1918	210,000	agent.....	Stevens Yarn Co., Inc., New York City.....	60
J. L. Nelson, Sr.....	1907	225,000	agent.....	John F. Street & Co.....	61
H. J. Holbrook.....	1920	212,000	direct.....		62
A. E. Watts.....	1916	242,000	agent.....	Schell, Longstreet & Co., Philadelphia, Pa.....	63
R. C. Moore.....	1920	1,000,000	agent.....	Ridley-Watts Co., New York City.....	64
P. A. Redmond.....	1917	350,000	agent.....	A. D. Juillard & Co., Inc., New York City.....	65
J. L. Schrum.....	1919	78,800			66
H. J. Holbrook.....	1917	300,000	direct.....		67
A. Alex. Shuford.....	1903	374,560	agents.....	Harding, Tilton & Co., New York City.....	68
A. Alex. Shuford.....	1909	300,000	agents.....		69
Osborne Brown.....	1890	109,000	direct.....		70
B. M. Spratt, Jr.....	1916	352,500	agents.....		71
S. L. Heffner.....	1920	150,000	agents.....	William Whitman Co., Boston, Mass.....	72
J. A. Abernethy, Jr.....	1923	150,000	agent.....		73
S. L. Heffner.....	1921	100,000	agents.....		74
					75
J. W. Yount.....	1900		both.....		76
R. B. Knox.....	1920	225,000	direct.....		77
	1903	150,000			78
	1884	400,000			79
	1916		both.....		80
A. H. London.....	1888	200,000			81
J. C. Gregson.....	1895	55,800	agent.....	William Whitman Co., Boston, Mass.....	82
W. O. Elliott.....	1898	450,000			83
	1920	150,000	direct.....		84
W. A. Mauney.....	1900	198,000	agent.....	Mauney-Steel Co., Philadelphia, Pa.....	85
O. G. Falls.....	1900	500,000	agents.....	Mauney-Steel Co., Philadelphia, Pa.....	86
W. S. Dilling.....	1894	150,000	agents.....	Cotton Products Co.....	87
S. G. Mauney.....	1888	95,000	agents.....	Mauney-Steel Co., Philadelphia, Pa.....	88
P. M. Neisler.....	1920	400,000	agent.....	A. W. Baylis Co., New York City.....	89
O. B. Carpenter.....	1918	250,000	agent.....	Stevens Yarn Co., New York City.....	90
J. L. Spencer.....	1907				91
P. M. Neisler.....	1920	100,000	agent.....	A. W. Baylis Co., New York City.....	92
P. M. Neisler.....	1910	400,000	agent.....	A. W. Baylis Co., New York City.....	93
H. C. Dwelle.....	1917	450,000	agent.....	Wilson & Bradbury, Inc., New York City.....	94
D. C. Manning.....	1919	200,000	both.....	Mauney-Steel Co., Philadelphia, Pa.....	95
H. E. Schenck.....	1903	100,000	agents.....	James E. Reynolds & Co., New York City.....	96
A. W. McCurry.....	1907	60,000	agents.....		97
H. L. Toms.....	1917	35,000	agent.....	Wilson & Bradbury, Inc., New York City.....	98

TABLE NO. 1—

No.	County	Postoffice	Mill	President
99	Cleveland	Shelby	Consolidated Textile Corp. (Ella Div.)	
100	do.	do.	Double Shoals Mfg. Co.	A. W. McMurray
101	do.	do.	Dover Mill Co.	J. R. Dover
102	do.	do.	Eastside Mfg. Co.	J. R. Dover
103	do.	do.	Lily Mill and Power Co.	J. F. Schenck
104	do.	do.	Shelby Cotton Mills	C. C. Blanton
105	Cumberland	Cumberland	Corley Mills, Inc.	Clifton Corley
106	do.	Fayetteville	Cape Fear Cotton Mills*	J. M. Butler, Mgr.
107	do.	do.	Holt-Williamson Mfg. Co.	E. H. Williamson
108	do.	do.	Holt-Granite Puritan Mills (branch Haw River)	
109	do.	do.	Tolar, Hart & Holt Mills	John R. Tolar
110	do.	do.	The Victory Mfg. Co.	Robert Lassiter
111	do.	Hope Mills	Rockfish Mills, Inc.	D. J. Rose
112	Davidson	Lexington	Dacotah Cotton Mills, Inc.	C. A. Hunt, Jr.
113	do.	do.	Erlanger Cotton Mill Co.	Milton S. Erlanger
114	do.	do.	Nokomis Cotton Mills	C. A. Hunt, Sr.
115	do.	do.	The Wobena Mills, Inc.	J. H. Thompson
116	do.	do.	Wenonah Cotton Mills Co.	W. E. Holt
117	do.	Thomasville	Amazon Cotton Mills	C. G. Hill
118	do.	do.	Jewel Cotton Mills	C. W. Johnston
119	Davie	Coolemeec	Erwin Cotton Mills Co., No. 3	B. N. Duke
120	Durham	Durham	Durham Hosiery Mills, No. 6	C. M. Carr
121	do.	do.	Golden Belt Mfg. Co.	G. W. Hundley
122	do.	do.	Morven Cotton Mill, Inc.	Richard Stockton, Jr.
123	do.	do.	Pearl Cotton Mills	W. A. Erwin
124	do.	East Durham	Durham Cotton Mfg. Co.	W. A. Erwin
125	do.	West Durham	Erwin Cotton Mills Co., No. 1	B. N. Duke
126	do.	do.	Erwin Cotton Mills Co., No. 4	B. N. Duke
127	Edgecombe	Tarboro	Fountain Cotton Mills	William A. Hart
128	do.	do.	Hart Cotton Mills, Inc.	W. A. Hart
129	Forsyth	Winston-Salem	Arista Mills Co.	A. H. Bahnsen
130	do.	do.	Inverness Mills Co.	M. P. Orr
131	Franklin	Franklinton	Sterling Cotton Mills	S. C. Vann
132	Gaston	Belmont	Aeme Spinning Co.	A. C. Lineberger
133	do.	do.	The Chronicle Mills	A. C. Lineberger
134	do.	do.	Climax Spinning Co.	A. L. Lineberger
135	do.	do.	Cresecent Spinning Co.	A. C. Lineberger
136	do.	do.	Eagle Yarn Mills, Inc.	W. B. Puett
137	do.	do.	Imperial Yarn Mills, Inc.	A. C. Lineberger
138	do.	do.	Linford Mills, Inc.	A. C. Lineberger
139	do.	do.	Majestic Mfg. Co.	A. C. Lineberger
140	do.	do.	National Yarn Mills, Inc.	A. C. Lineberger
141	do.	do.	Perfection Spinning Co.	A. C. Lineberger
142	do.	do.	Sterling Spinning Co.	R. L. Stowe
143	do.	do.	Stowe Spinning Co.	S. P. Stowe
144	do.	Besemer City	American Cotton Mills Co.	F. Goldberg
145	do.	do.	Gambrill & Melville Mills	M. Gambrill
146	do.	do.	George Cotton Mills	J. F. Thornburg, Supt.

*Office at St. Pauls.

Continued.

Secretary or Treasurer	Year Established	Capital Stock	Product Sold Direct or Through Agents?	Agent's Name	No.
J. Ward Wooley.....	1918	\$.....	agent.....	Converse & Co., New York City.....	99
H. R. Royster.....	1919	100,000	direct.....	H. C. Kelly Co., New York.....	100
F. R. Morgan.....	1923	700,000	agents.....	Wilson & Bradbury, Inc., New York City.....	101
Fred R. Morgan.....	1919	774,000	agent.....	Wilson & Bradbury, Inc., New York City.....	102
J. W. Schenck.....	1904	135,000	agent.....	Stevens Yarn Co., New York City.....	103
J. C. Smith.....	1899	450,000	agents.....	Farish & Co., New York City.....	104
W. E. DuPre.....	1919	475,000	agent.....	The Riddle Co., Philadelphia, Pa.....	105
	1920		both.....		106
A. A. McEachern.....	1898	200,000	both.....		107
				Farish Company, New York City.....	108
J. W. Tolar.....	1899	414,000	agent.....	Tolar & Hart, New York City.....	109
A. E. Ritch.....	1906	225,000	agents.....	Hunter Mfg. and Comm. Co., New York City.....	110
R. L. Huffines.....	1916	972,000	both.....		111
W. H. Mendenhall.....	1909	600,000	agent.....	Cone Export and Comm. Co., Greensboro, N. C.....	112
G. W. Mountcastle.....	1914	600,000	both.....		113
John T. Lowe.....	1900	190,000	agent.....	Hunter Mfg. and Comm. Co., New York City.....	114
R. P. Earnhardt.....	1923	100,000	agents.....		115
J. V. Moffitt.....	1883	100,000	agent.....	Frederick Vietor & Achelis, New York City.....	116
R. C. Rapp.....	1909	525,000	agent.....	Cannon Mills, Philadelphia, Pa.....	117
John Tillett.....	1908	160,200	agent.....	Johnston Mills Co., Charlotte, N. C.....	118
W. A. Erwin.....	1899		agents.....	Joshua L. Baily & Co., Philadelphia, Pa.....	119
W. F. Carr.....	1898		both.....	Cameron & Pfirgst.....	120
C. A. Moore.....	1899	1,500,000	direct.....		121
Gustav F. Stoehr.....	1922	200,000	agent.....	Stockton Commission Co., Inc.....	122
J. Harper Erwin.....	1892	437,500	agents.....	Joshua L. Baily & Co., New York City.....	123
J. Harper Erwin.....	1884	900,000	agents.....	Joshua L. Baily & Co., New York City.....	124
W. A. Erwin.....	1892		agents.....	Joshua L. Baily & Co., New York City.....	125
W. A. Erwin.....	1909		agents.....	Joshua L. Baily & Co., New York City.....	126
R. C. Roberts.....	1889	352,600	agent.....	Leslie Evans & Co., New York City.....	127
Harry Smith.....	1916	1,000,000	brokers.....		128
Ned B. Smith.....	1903	487,800	agent.....	T. Holt Haywood, New York City.....	129
George W. Orr.....	1910	164,600	agent.....	Woodward, Baldwin & Co., New York City.....	130
A. H. Vann.....	1895	700,000	both.....		131
R. B. Suggs.....	1919	600,000	both.....		132
R. L. Stowe.....	1901	250,000	direct.....		133
S. P. Stowe.....	1916	900,000	both.....		134
George W. Stowe.....	1919	600,000	both.....		135
J. W. Stowe.....	1920	800,000			136
R. L. Stowe.....	1907	400,000	direct.....		137
J. E. Ford.....	1920	700,000	agent.....	Cotton Products Co., Philadelphia, Pa.....	138
S. P. Stowe.....	1907	400,000	both.....		139
R. L. Stowe.....	1914	606,000	direct.....		140
D. P. Stowe.....	1919	700,000	direct.....		141
S. P. Stowe.....	1919	638,000	both.....		142
R. L. Stowe.....	1920		direct.....		143
R. Goldberg.....	1920	250,000	agent.....	Brander Comm. Co., New York City.....	144
Mary T. Gambrell.....	1907	200,000	agent.....	Tatum, Pinkham & Grey, New York City.....	145
	1919	125,000	agents.....	Mauney-Steel Co., Philadelphia, Pa.....	146

TABLE No. 1—

No.	County	Postoffice	Mill	President
147	Gaston.....	Bessemer City.....	McLean Mfg. Co.....	A. A. McLean.....
148	do.....	do.....	Osage Mfg. Co.....	R. B. Pitts.....
149	do.....	do.....	Southern Cotton Industries.....	Frank Goldberg.....
150	do.....	Cherryville.....	Carlton Yarn Mills, Inc.....	L. L. Self.....
151	do.....	do.....	Cherryville Mfg. Co.....	D. E. Rhyne.....
152	do.....	do.....	Gaston Mfg. Co.....	J. H. Hull.....
153	do.....	do.....	Howell Mfg. Co.....	D. E. Rhyne.....
154	do.....	do.....	Melville Mfg. Co.....	R. C. McLean.....
155	do.....	do.....	Rhyne-Houser Mfg. Co.....	D. E. Rhyne.....
156	do.....	do.....	Vivian Spinning Co.....	John J. George.....
157	do.....	Cramerton.....	Cramerton Mills, Inc.....	Stuart W. Cramer.....
158	do.....	Dallas.....	Dorothy Mfg. Co.....	John C. Rankin.....
159	do.....	Gastonia.....	Arkray Mills, Inc.....	J. Lee Robinson.....
160	do.....	do.....	Arlington Cotton Mills.....	L. L. Jenkins.....
161	do.....	do.....	Armstrong Cotton Mills Co.....	C. C. Armstrong.....
162	do.....	do.....	Art Cloth Mills.....	R. L. Stowe.....
163	do.....	do.....	The Avon Mills.....	John C. Rankin.....
164	do.....	do.....	Buffalo Mills, Inc.....	B. H. Parker.....
165	do.....	do.....	Clara Mfg. Co.....	C. C. Armstrong.....
166	do.....	do.....	Dixon Mills, Inc.....	J. K. Dixon.....
167	do.....	do.....	Dunn Mfg. Co.....	C. C. Armstrong.....
168	do.....	do.....	Flint Mfg. Co.....	L. L. Jenkins.....
169	do.....	do.....	Gray Mfg. Co.....	L. L. Jenkins.....
170	do.....	do.....	Groves Mills, Inc.....	H. H. Groves.....
171	do.....	do.....	Hanover Thread Mills, Inc.....	W. T. Rankin.....
172	do.....	do.....	Harden Mfg. Co.....	W. T. Love.....
173	do.....	do.....	Manville-Jenckes Co. (Loray Mills)	Henry F. Lippitt.....
174	do.....	do.....	Modena Cotton Mills.....	John C. Rankin.....
175	do.....	do.....	Monarch Cotton Mills Co.....	C. C. Armstrong.....
176	do.....	do.....	Morowell Cotton Mills.....	F. H. Robinson.....
177	do.....	do.....	Mountain View Mill, Inc.....	H. S. Mackie.....
178	do.....	do.....	Mutual Cotton Mills Co.....	C. C. Armstrong.....
179	do.....	do.....	Myers Mills, Inc.....	A. G. Myers.....
180	do.....	do.....	Myrtle Mills, Inc.....	J. L. Gray.....
181	do.....	do.....	Osceola Mills, Inc.....	W. R. Rankin.....
182	do.....	do.....	Ozark Mills.....	Frost Torrence.....
183	do.....	do.....	Parkdale Mills, Inc.....	J. Lee Robinson.....
184	do.....	do.....	Piedmont Spinning Mills Co.....	C. C. Armstrong.....
185	do.....	do.....	Pinkney Mills.....	R. G. Rankin.....
186	do.....	do.....	Priscilla Spinning Co.....	C. D. Gray.....
187	do.....	do.....	Ragan Spinning Co.....	George W. Ragan.....
188	do.....	do.....	Rankin Mills.....	Henry Rankin.....
189	do.....	do.....	Ranlo Mfg. Co.....	John C. Rankin.....
190	do.....	do.....	Rex Spinning Co.....	J. H. Mayes.....
191	do.....	do.....	Ridge Mills.....	R. G. Rankin.....
192	do.....	do.....	Ruby Cotton Mills.....	Laura P. Adams.....
193	do.....	do.....	Seminole Cotton Mills Co.....	C. C. Armstrong.....
194	do.....	do.....	A. M. Smyre Mfg. Co.....	J. Lee Robinson.....
195	do.....	do.....	Spencer Mountain Mills.....	John C. Rankin.....
196	do.....	do.....	Trenton Cotton Mills.....	J. K. Dixon.....

Continued.

Secretary or Treasurer	Year Established	Capital Stock	Product Sold Direct or Through Agents?	Agent's Name	No.
A. A. McLean, Jr.	1909	\$.....	agent.....	Farish Company, New York City.....	147
H. B. Lang.....	1909	350,000	agent.....	Reeves Brothers, Inc., New York City.....	148
Robert Goldberg.....	100,000	both.....	149
C. A. Rudisill.....	1922	265,000	direct.....	Cotton Products Co., Philadelphia, Pa.....	150
W. B. Rhyne.....	1891	200,000	agents.....	151
D. P. McClurd.....	1896	250,000	agents.....	Tillinghast-Stiles Co.; John F. Street & Co.....	152
W. B. Rhyne.....	1907	500,000	agents.....	153
J. Frank Love.....	1907	250,000	agents.....	154
A. H. Huss.....	1920	294,300	agents.....	A. H. Huss.....	155
C. A. Farris.....	1910	86,700	both.....	156
S. W. Cramer, Jr.....	1906	4,000,000	agents.....	J. E. Mitchell Co., Philadelphia, Pa.....	157
C. M. Robinson.....	1912	75,000	agents.....	Gastonia Cotton Yarn Co., Philadelphia, Pa.....	158
J. H. Separk.....	1923	663,900	direct.....	159
J. H. Separk.....	1900	700,000	both.....	160
A. K. Winget.....	1912	230,000	agent.....	Gastonia Cotton Yarn Co., Philadelphia, Pa.....	161
E. T. Switzer.....	1922	100,000	agents.....	Hunter Mfg. and Comm. Co., New York City.....	162
S. M. Robinson.....	1896	200,000	agent.....	Lowell Yarn Co., Philadelphia, Pa.....	163
H. G. Utley.....	1921	62,000	agents.....	164
A. K. Winget.....	1906	400,000	agent.....	Gastonia Cotton Yarn Co., Philadelphia, Pa.....	165
A. M. Dixon.....	1920	300,000	agents.....	166
A. K. Winget.....	1907	300,000	agent.....	Gastonia Cotton Yarn Co., Philadelphia, Pa.....	167
J. H. Separk.....	1907	720,000	both.....	168
J. H. Separk.....	1905	direct.....	169
E. E. Groves.....	1916	500,000	both.....	170
George E. Marvin.....	1917	110,000	direct.....	171
S. A. Robinson.....	1883	75,000	agent.....	Tillinghast-Stiles Co., Providence, R. I.....	172
F. L. Jenckes.....	1919	direct.....	173
W. L. Love.....	1897	180,000	agents.....	174
A. K. Winget.....	1906	425,000	agent.....	Gastonia Cotton Yarn Co., Philadelphia, Pa.....	175
C. A. Rudisill.....	1904	100,000	both.....	176
George E. Marvin.....	1918	105,000	direct.....	177
A. K. Winget.....	1916	163,400	agent.....	Gastonia Cotton Yarn Co., Philadelphia, Pa.....	178
J. L. Bush.....	1919	500,000	agent.....	Cotton Products Co., Philadelphia, Pa.....	179
J. H. Separk.....	1918	580,000	both.....	180
George E. Marvin.....	1916	200,000	direct.....	181
C. K. Torrence.....	1899	200,000	direct.....	182
J. H. Separk.....	1916	500,000	direct.....	183
A. K. Winget.....	1906	125,000	agent.....	Gastonia Cotton Yarn Co., Philadelphia, Pa.....	184
L. S. Rankin.....	1916	475,000	agent.....	Carolina Yarn Corp., Philadelphia, Pa.....	185
C. D. Gray.....	1920	1,000,000	agent.....	H. A. James, New York.....	186
Caldwell Ragan.....	1923	225,000	187
L. S. Rankin.....	1919	250,000	agent.....	Carolina Yarn Corp., Philadelphia, Pa.....	188
W. T. Love.....	1917	400,000	direct.....	189
C. W. McKnight.....	1916	1,000,000	190
L. S. Rankin.....	1919	550,000	agent.....	Carolina Yarn Corp., Philadelphia, Pa.....	191
T. L. Wilson.....	1919	150,000	192
A. K. Winget.....	1916	500,000	agent.....	Gastonia Cotton Yarn Co., Philadelphia, Pa.....	193
Fred L. Smyre.....	1917	500,000	194
W. T. Love.....	1893	100,000	agent.....	Clarence Whitman & Son, Inc., New York City.....	195
Kay Dixon.....	1894	280,800	agents.....	196

TABLE No. 1—

No.	County	Postoffice	Mill	President
197	Gaston	Gastonia	Victory Yarn Mills Co.	C. C. Armstrong
198	do	do	Winget Yarn Mills Co.	C. C. Armstrong
199	do	High Shoals	Manville-Jenckes Co.	Henry F. Lippitt
200	do	Lowell	Lowell Cotton Mills	John C. Rankin
201	do	do	Peerless Mfg. Co.	John C. Rankin
202	do	McAdenville	McAden Mills	H. M. McAden
203	do	Mount Holly	Adrian Mfg. Co.*	
204	do	do	Alsace Mfg. Co.*	
205	do	do	American Yarn and Processing Co.	C. E. Hutchison
206	do	do	Madora Spinning Mills*	
207	do	do	Tuckaseege Spinning Co.	A. Q. Kale
208	do	do	Woodlawn Mfg. Co.*	
209	do	Stanley†	Alba Mfg. Co.	J. C. Rankin
210	do	Stanley	Catawba Spinning Co.	J. C. Rankin
211	do	do	Globe Yarn Mills	J. C. Rankin
212	do	do	Lola Gingham Mills	J. C. Rankin
213	do	do	Lola Mfg. Co.	J. C. Rankin
214	Granville	Oxford	Oxford Cotton Mills	W. A. Erwin
215	Guilford	Gibsonville	Gem Cotton Mills‡	Eugene Holt and L. S. Holt, Mgrs.
216	do	do	Minneola Mfg. Co.	C. M. Guggenheimer
217	do	Greensboro	Pomona Mills, Inc.	J. E. Latham
218	do	do	Proximity Mfg. Co.	Bernard M. Cone
219	do	do	Revolution Cotton Mills	Mrs. Bertha S. Sternberger
220	do	do	Southern Webbing Mills, Inc.	F. Dudley Courtenay
221	do	do	White Oak Cotton Mills	Bernard M. Cone
222	do	High Point	Highland Cotton Mill	J. H. Adams
223	do	do	Millis Cotton Mills	H. A. Millis
224	do	do	Pickett Cotton Mills, Inc.	F. M. Pickett
225	do	Jamestown	Oakdale Cotton Mills	W. G. Ragsdale
226	Halifax	Roanoke Rapids	Roanoke Mills Co.	W. S. Parker
227	do	do	Rosemary Mfg. Co.	S. F. Patterson
228	do	Rosemary	Patterson Mills Co.	J. A. Moore
229	do	Weldon	Audrey Spinning Mills	George C. Green
230	Harnett	Duke	Erwin Cotton Mills Co., No. 2	B. N. Duke
231	Henderson	Balfour	Balfour Mills, Inc.§	Ellison A. Smyth
232	do	Tuxedo	Green River Mfg. Co.	Kenneth Tanner
233	Hoke	Raeford	Raeford Cotton Mill Co.	Claude Gore
234	Iredell	Moorestville	Cascade Mills, Inc.	A. F. Bruton
235	do	do	Moorestville Cotton Mills	J. E. Sherrill
236	do	Statesville	Bloomfield Mfg. Co.	N. B. Mills
237	do	do	Paola Cotton Mills	D. M. Ausley
238	do	do	Statesville Cotton Mills	William Wallace
239	do	do	Superior Yarn Mills	R. L. Stowe
240	do	Troutman	Hall-Kale Mfg. Co.	Edward Kale
241	do	Turnersburg	Laura Ellen Watts Cot. Mill Co.	J. W. Watts
242	Johnston	Clayton	Clayton Cotton Mills	Charles W. Horne
243	do	do	Liberty Cotton Mill Co.	Charles W. Horne
244	do	Selma	Eastern Mfg. Co.	C. W. Johnston

*Branch American Yarn and Processing Co. †Mill in Lincoln County.

‡Output is woven at Aurora Cotton Mills, Burlington. Both mills same firm. §Under construction.

Continued.

Secretary or Treasurer	Year Established	Capital Stock	Product Sold Direct or Through Agents?	Agent's Name	No.
A. K. Winget.....	1919	\$ 800,000	agents.....	Gastonia Cotton Yarn Co., Philadelphia, Pa...	197
A. K. Winget.....	1919	473,900	agents.....	Gastonia Cotton Yarn Co., Philadelphia, Pa...	198
F. L. Jenckes.....	1923		direct.....		199
S. M. Robinson.....	1900	800,000	both.....	Lowell Yarn Co., Philadelphia, Pa.....	200
S. M. Robinson.....	1906	300,000	both.....	Lowell Yarn Co., Philadelphia, Pa.....	201
Robert A. Ray.....	1882	400,000	agent.....	L. P. Muller & Co., Philadelphia, Pa.; Cone Export and Comm. Co., New York City.....	202
.....					203
.....					204
J. M. Hatch.....	1920	2,039,100	direct.....		205
.....					206
T. W. McCree.....	1883		both.....		207
.....					208
R. F. Craig.....	1919	60,000	both.....		209
R. F. Craig.....	1918	400,000	both.....		210
R. F. Craig.....	1920	250,000	both.....		211
R. F. Craig.....	1922	300,000	agent.....	Cone Export and Comm. Co., Greensboro, N. C.	212
R. F. Craig.....	1918	300,000	both.....		213
R. H. Lewis, Jr.....	1900	275,000	agent.....	Erwin Yarn Agency, Inc., Philadelphia, Pa.....	214
.....	1905				215
J. R. Young.....	1881	200,000	agent.....	Cone Export and Commission Co.....	216
C. W. Causey.....	1909	1,133,000	agent.....	Hunter Mfg. and Comm. Co., New York City.	217
J. E. Hardin.....	1895	500,000	agent.....	Cone Export and Comm. Co., New York City.	218
S. Sternberger.....	1899	3,000,000	agents.....	Cone Export and Comm. Co., New York City.	219
L. W. Joyce.....	1924	150,000	Direct.....		220
.....	1905		agent.....	Cone Export and Comm. Co., New York City.	221
J. E. Mills.....	1913	500,000	direct.....		222
G. J. Johnson.....	1923	154,000	direct.....		223
R. H. Walker.....	1910	203,700	both.....	Cannon Mills, Inc., New York City.....	224
O. M. Bundy.....	1885	200,000	both.....		225
J. M. Jackson.....	1895	3,000,000	agent.....	James L. Wilson & Co., New York City.....	226
L. W. Lehman.....	1901	5,500,000	agent.....	J. L. Wilson & Co., Philadelphia, Pa.....	227
A. L. Taylor.....	1910	661,000	agent.....	American Bleached Goods Co., New York City	228
H. R. Page.....	1921		agents.....	Paige, Schoolfield & Co., New York.....	229
W. A. Erwin.....	1892		agents.....	Joshua L. Baily & Co., Philadelphia, Pa.....	230
J. Adger Smyth.....	1924	400,000	agents.....	Woodward, Baldwin & Co., New York City.....	231
F. W. VanNess.....	1907	1,000,000	both.....		232
C. W. Seate.....	1920	250,000	direct.....		233
Roy K. McNeely.....	1923	500,000	agent.....	Hunter Mfg. and Comm. Co., New York City.	234
George C. Goodman.....	1893	3,300,000	agents.....	Hunter Mfg. and Comm. Co., New York City.	235
L. N. Mills.....	1903	106,900	agent.....	Cannon Mills, Inc., Philadelphia, Pa.....	236
A. L. Mills.....	1908	117,100	agents.....	Cannon Mills, Philadelphia, Pa.....	237
F. B. Bunch.....	1893	185,000	both.....		238
J. B. Hall.....	1919	500,000	both.....		239
J. B. Hall.....	1923	175,000	agents.....	Franklin D'Olier & Co., Philadelphia, Pa.....	240
A. E. Watts.....	1920	150,000	agents.....	Shell, Longstreet & Co., Philadelphia, Pa.....	241
Charles G. Guley.....	1900	159,900	agents.....	Franklin D'Olier & Co., Philadelphia, Pa.....	242
D. L. Barbour.....	1907	210,100	agents.....	Franklin D'Olier & Co., Philadelphia, Pa.....	243
G. F. Lattimore.....	1920	500,000	agents.....	Johnston Mills Co., Charlotte, N. C.....	244

TABLE No. 1—

No.	County	Postoffice	Mill	President
245	Johnston	Selma	Ethel Cotton Mill Co.	C. W. Johnston
246	do	do	Selma Cotton Mill	Alvin Hunsicker
247	do	Smithfield	Ivanhoe Mfg. Co.	B. B. Adams
248	Lec.	Sanford	Sanford Cotton Mills	J. C. Watkins
249	Lenoir	Kinston	Caswell Cotton Mills, Inc.	F. C. Dunn
250	do	do	Kinston Cotton Mills	J. F. Taylor
251	Lincoln	Lincolnton	Anderson Mills, Inc.	D. E. Rhyne
252	do	do	Arrow Mills, Inc.	J. Lee Robinson
253	do	do	Boger & Crawford Spinning Mill	Robert C. Boger
254	do	do	Elm Grove Cotton Mills	R. S. Reinhardt
255	do	do	Eureka Mfg. Co., Inc.	John C. Rankin
256	do	do	Excel Mfg. Co.	C. E. Childs
257	do	do	Indian Creek Mills, Inc.	D. P. Rhodes
258	do	do	Laboratory Cotton Mill	D. E. Rhyne, Prop.
259	do	do	Longshoal Cotton Mills	J. S. Mauney
260	do	do	Melville Mfg. Co. (branch of Cherryville)	
261	do	do	Rhodes-Rhyne Mfg. Co.*	D. P. Rhodes
262	do	do	Roseland Spinning Mills, Inc.	R. L. Goode
263	do	do	John Rudisill Mfg. Co.	M. H. Cline
264	do	do	Saxony Spinning Co.	J. Frank Love
265	do	do	Wampum Cotton Mills, Inc.	John C. Rankin
266	do	Southside	Lincoln Cotton Mills	D. E. Rhyne, Prop.
267	McDowell	Marion	Clinchfield Mfg. Co.	B. M. Hart
268	do	do	Cross Cotton Mills Co.	D. E. Hudgins
269	do	do	Marion Mfg. Co.	Rignal W. Baldwin
270	Madison	Marshall	Capitola Mfg. Co.	A. Q. Kale
271	Mecklenburg	Charlotte	Atherton Mills	John C. Rankin
272	do	do	Barnhardt Mfg. Co.	Dr. C. A. Meisenheimer
273	do	do	Chadwick-Hoskins Co.	B. B. Gossett
274	do	do	Elizabeth Mills Co.	S. M. Robinson
275	do	do	Highland Park Mfg. Co.	C. W. Johnston
276	do	North Charlotte	Johnston Mfg. Co.	C. W. Johnston
277	do	Charlotte	Magnolia Mjlls	A. C. Summerville
278	do	do	Robinson Spinning Co.	J. C. Rankin
279	do	do	Savona Mfg. Co.	Charles C. Lima
280	do	Cornelius	Cornelius Cotton Mills	C. W. Johnston
281	do	do	Gem Yarn Mills Co.	F. C. Sherrill
282	do	Davidson	Davidson Cotton Mills	M. L. Cannon
283	do	Huntersville	Anchor Mills	C. W. Johnston
284	do	Paw Creek	The Thrift Mfg. Co.	W. C. Wilkinson
285	Montgomery	Biscoe	Aileen Mills, Inc.	John C. Rankin
286	do	Troy	Rhyne-Anderson Mills	E. O. Anderson
287	do	do	Smitherman Cotton Mills	Mrs. T. J. Smitherman
288	Moore	Hemp	County Moore Mills	W. W. Cowgill
289	do	High Falls	High Falls Mfg. Co.	J. W. Woody
290	do	Vass	Vass Cotton Mill Co.	A. Cameron
291	Nash	Rocky Mount	Rocky Mount Mills	B. Cameron
292	New Hanover	Wilmington	Bellville Cotton Mills	John D. Bellamy

*Started operations July 1, 1924.

Continued.

Secretary or Treasurer	Year Established	Capital Stock	Product Sold Direct or Through Agents?	Agent's Name	No.
G. F. Lattimore.....	1909	\$ 150,000	agents.....	Johnston Mills Co., Charlotte, N. C.....	245
W. E. Thatcher.....	1904		direct.....		246
J. J. Broadhurst.....	1909	251,532	agent.....	Catlin & Co., New York City.....	247
J. R. Jones.....	1899	299,400	agent.....	Hunter Mfg. and Comm. Co., New York City..	248
W. D. LaRoque.....	1907	300,000	agent.....	P. L. Gilkey, Philadelphia, Pa.....	249
T. V. Moseley.....	1898	454,000	direct.....		250
Thorne Clark.....	1919	189,000	agent.....	Hunter Mfg. and Comm. Co., New York City..	251
J. H. Separk.....	1918	300,000	direct.....		252
Alfred Crawford.....	1918		direct.....		253
R. S. Reinhardt, Jr.....	1890	100,000	agents.....	Paulson, Linkroum & Co., New York City; Tillinghast-Stiles Co., Providence, R. I.....	254
C. D. Stroup.....	1907	100,000	agent.....	Lowell Yarn Co., Inc., Philadelphia, Pa.....	255
V. M. Ramseur.....					256
Paul Rhodes.....	1898	125,000	direct.....		257
	1888		both.....		258
D. H. Mauney.....	1896	300,000	agent.....	Mauney-Steel Co., Philadelphia, Pa.....	259
					260
Paul Rhodes.....	1923	500,000	agent.....	Wilson & Bradbury, Inc., Phila. and New York..	261
M. O. Dickerson, Jr.....	1919	78,000	both.....		262
J. O. Shuford.....	1901	31,800	agents.....		263
Robert C. McLean.....	1910	150,000	both.....	Cotton Products Co., Philadelphia, Pa.....	264
J. L. Lineberger.....	1903	522,500	agent.....	Lowell Yarn Co., Philadelphia, Pa.....	265
	1896		both.....		266
W. L. Morris, Jr.....	1914	1,500,000	agent.....	Leslie Evans & Co., New York City.....	267
Eugene Cross.....	1916	313,200	direct.....		268
Sam L. Copeland.....	1909	625,000	agent.....	Ridley, Watts & Co., New York City.....	269
J. A. Anthony.....	1904	64,500	both.....	Catlin & Co., New York City.....	270
Coit M. Robinson.....	1892	175,000	agent.....	Lowell Yarn Co., Philadelphia, Pa.....	271
T. M. Barnhardt, Jr.....	1900		direct.....		272
E. C. Dwelle.....	1908	3,800,000	agents.....	Turner-Halsey Co., New York City.....	273
C. M. Robinson.....	1917	225,000	both.....	Lowell Yarn Co., Philadelphia, Pa.....	274
J. L. Spencer.....	1891	2,127,600	Broker.....	Frederick Viotor & Achelis, New York City..	275
R. H. Johnston.....	1913	625,000	agents.....	Johnston Mills, Philadelphia, Pa.....	276
	1901	150,000	direct.....		277
S. M. Robinson.....	1918		direct.....		278
William A. Beadle.....	1908	500,000	agent.....	Bacon & Co., New York City.....	279
F. C. Stough.....	1888	48,600	agent.....	Frederick Viotor & Achelis, New York City..	280
Joe A. Sherrill.....	1906	200,000	both.....		281
E. Sauvain.....	1923	325,000			282
J. L. Spencer.....	1897	1,008,000	agent.....	Frederick Viotor & Achelis, New York City..	283
Harvey W. Moore.....	1913	600,000	agent.....	Wilson & Bradbury, Inc., New York City.....	284
David Clark.....	1920	493,400	agents.....	Lowell Yarn Co., Philadelphia, Pa.....	285
H. C. Long, Jr.....	1920	200,000	agents.....		286
D. D. Burton.....	1898	219,000	agent.....	James L. Wilson & Co., Philadelphia, Pa.....	287
G. N. Rowe.....	1923	300,000			288
G. C. Shaw.....	1897	100,000	agents.....	Catlin & Co.; Herx & Eddy.....	289
A. M. Cameron.....	1909	107,800	direct.....		290
Thomas H. Battle.....	1878	1,000,000	agents.....		291
J. W. Williamson.....	1874	100,000	agent.....	T. Holt Haywood Dept., New York City.....	292

TABLE No. 1—

No.	County	Postoffice	Mill	President
293	New Hanover	Wilmington	Delgado Mills	Robert R. Bellamy
294	Orange	Carrboro	Durham Hosiery Mills, No. 7	C. M. Carr
295	do.	Hillsboro	Belle-Vue Mfg. Co.	S. Strudwick
296	do.	do.	Eno Cotton Mills	J. C. Webb
297	Pasquotank	Elizabeth City	Elizabeth City Cotton Mills	Charles H. Robinson
298	Person	Roxboro	A. T. Baker & Co., Inc.	William Robinson
299	do.	do.	Laura Cotton Mills	J. A. Long
300	do.	do.	Roxboro-Longhurst Cotton Mills	J. A. Long
301	Pitt	Greenville	Greenville Cotton Mills	J. G. Moye
302	Randolph	Asheboro	Sapona Cotton Mills	D. B. McCrary
303	do.	Coleridge	Enterprise Mfg. Co.	R. L. Caveness
304	do.	Franklinville	The Randolph Mills, Inc.	John W. Clark
305	do.	Ramseur	Columbia Mfg. Co.	E. C. Watkins
306	do.	Randleman	Deep River Mills, Inc.	J. C. Watkins
307	do.	Worthville	Leward Cotton Mills, Inc.	J. S. Lewis
308	Richmond	Rockingham	Entwistle Mfg. Co.	William Entwistle
309	do.	do	Great Falls Mfg. Co.	D. L. Gore
310	do.	do.	Hannah Pickett Mills	R. L. Steele
311	do.	do.	Leak, Wall & McRae, Inc.	F. W. Leak
312	do.	do.	Ledbetter Mfg. Co.	H. D. Ledbetter
313	do.	do.	Pee Dee Mfg. Co.	George P. Entwistle
314	do.	do.	Roberdel Mfg. Co.	H. C. Wall
315	do.	do.	Steele's Mills	J. W. Porter
316	Robeson	Lumberton	Jennings Cotton Mills, Inc.	H. B. Jennings
317	do.	do.	Mansfield Mills, Inc.	H. B. Jennings
318	do.	do.	National Cotton Mills, Inc.	H. M. McAllister
319	do.	Red Springs	Red Springs Cotton Mill Co.	A. R. McEachern
320	do.	St. Pauls	Ernaldson Cotton Mill Co.	A. R. McEachern
321	do.	do.	The McEachern Cot. Mill Co., Inc.	A. R. McEachern
322	do.	do.	St. Pauls Cotton Mill Co.	J. M. Butler
323	Rockingham	Draper	Draper American Mill*	
324	do.	do.	Wearwell Sheeting Mill*	
325	do.	Leaksville	Bedsprad Mill	H. P. Shedd
326	do.	Mayodan	Washington Mills	F. H. Fries
327	do.	Reidsville	Edna Cotton Mills	W. S. Forbes
328	do.	Spray	Leaksville Cotton Mills	B. Frank Mebane
329	do.	do.	Lily Mill*	
330	do.	do.	Morehead Cotton Mills Co.	B. Frank Mebane
331	do.	do.	Nantucket Mill*	
332	do.	do.	Rhode Island Mill*	
333	do.	do.	Spray Cotton Mills	William Schoenheit
334	Rowan	China Grove	China Grove Cotton Mills Co.	A. C. Lineberger
335	do.	do.	Patterson Mfg. Co.	M. L. Cannon
336	do.	do.	Swink Mfg. Co.†	C. A. Cannon
337	do.	Landis	Corriher Mills Co.	J. P. Linn
338	do.	do.	Linn Mills Co.	D. B. Coltrane
339	do.	Rockwell	Barringer Mfg. Co.	C. A. Cannon
340	do.	Salisbury	Diamond Cotton Mills	L. D. Peeler
341	do.	do.	Ivy Damask Mill‡	
342	do.	do.	Kesler Mfg. Co.	C. A. Cannon

*Department of Carolina Cotton and Woolen Mills Co.

†Under construction.

‡Idle, 1924.

Continued.

Secretary or Treasurer	Year Established	Capital Stock	Product Sold Direct or Through Agents?	Agent's Name	No.
Thomas R. Ames.....	1899	\$ 27,500	agent.....	William Iselin & Co., New York City.....	293
W. F. Carr.....			both.....	Cameron & Pfirgst.....	294
T. N. Webb.....	1904	419,600	agent.....	William Iselin & Co., New York City.....	295
J. H. Webb.....	1896	1,177,000	agents.....	Cone Export and Comm. Co., Greensboro, N. C.....	296
J. G. Gregory.....	1896	300,000	both.....		297
A. T. Baker.....	1850	1,500,000			298
R. L. Harris.....	1917	65,900	agent.....		299
R. L. Harris.....	1899	461,300	agent.....		300
R. Williams.....	1913	250,000	both.....	Hyde-Rakestraw Co., Philadelphia, Pa.....	301
W. J. Armfield.....	1916	75,000	direct.....		302
F. C. Caveness.....	1904	25,000	agents.....		303
J. Harper Erwin, Jr.....	1923	400,000	agent.....	Hunter Mfg. and Comm. Co., New York City.....	304
I. F. Craven.....	1850		agent.....	Hunter Mfg. and Comm. Co., New York City.....	305
M. S. Sherwood.....	1911	720,000	agents.....	Hunter Mfg. and Comm. Co., New York City.....	306
W. L. Ward.....	1913	180,000	agent.....	Joshua L. Baily & Co., Philadelphia, Pa.....	307
G. P. Entwistle.....	1909	320,000	agent.....	Hunter Mfg. and Comm. Co., New York City.....	308
Claude Gore.....	1869	200,000	both.....	Converse & Co., New York City.....	309
W. B. Cole.....	1906	700,000	agents.....	Hunter Mfg. and Comm. Co., New York City.....	310
J. LeGrand Everett.....	1887	100,000	agent.....	Hunter Mfg. and Comm. Co., New York City.....	311
J. M. Ledbetter.....	1888	25,000	agents.....		312
R. R. Simmons.....	1874	375,000	agent.....	Hunter Mfg. and Comm. Co., New York City.....	313
J. LeGrand Everett.....	1882	375,000	agent.....	Hunter Mfg. and Comm. Co., New York City.....	314
J. W. McKenzie.....	1896	365,300	agent.....	Hunter Mfg. and Comm. Co., New York City.....	315
F. P. Gray.....	1910	256,000	both.....		316
H. B. Jennings.....	1922	1,000,000	both.....		317
A. P. McAllister.....	1906	220,000	agents.....		318
J. M. Butler.....	1917	396,400	agent.....	Stockton Commission Co., New York City.....	319
W. D. Johnson.....	1920	300,000	agent.....	Paulson, Linkroum & Co., Inc., New York City.....	320
J. M. Butler.....	1920	400,000	both.....		321
A. R. McEachern.....	1909	200,000	both.....		322
.....	1905		direct.....		323
.....	1916		direct.....		324
E. D. Pitcher.....			agent.....	Marshall Field & Co., Chicago, Ill.....	325
C. H. Reid.....	1895	5,000,000			326
J. B. Pipkin.....	1896	480,000	agent.....	Woodford & Morehouse, New York City.....	327
E. V. Hobbs.....	1893	30,000	agent.....	F. Viotor & Achelis, New York City.....	328
.....	1900		direct.....		329
S. H. Marshall.....	1902	163,900	direct.....		330
.....	1898		direct.....		331
.....	1904		direct.....		332
Karl Bishopric.....	1896	1,500,000	both.....		333
John H. Rutledge.....	1920	850,000	direct.....		334
W. J. Swink.....	1893	420,000	agent.....	Cannon Mills, New York City.....	335
P. A. Earnhardt.....	1922				336
L. A. Corriher.....	1909	200,000	both.....		337
G. O. Lipe.....	1900	250,000	both.....		338
C. E. Stevenson.....	1907	220,200	direct.....		339
L. A. Mahaley.....	1919	300,000	both.....		340
.....					341
C. E. Stevenson.....	1895	750,000	agent.....	Cannon Mills, New York City.....	342

TABLE No. 1—

No.	County	Postoffice	Mill	President
343	Rowan.....	Salisbury.....	Klunae Cotton Mills, Inc.....	C. H. Klutz.....
344	do.....	do.....	Marsh Cotton Mill, Inc.....	T. B. Marsh.....
345	do.....	do.....	Rowan Cotton Mills Co.....	A. C. Lineberger.....
346	do.....	do.....	Salisbury Cotton Mills.....	C. S. Morris.....
347	do.....	do.....	Vance Cotton Mills.....	A. C. Lineberger.....
348	Rutherford.....	Avondale.....	Haynes Mill *.....	Charles H. Haynes.....
349	do.....	Caroleen.....	The Henrietta Mills.....	C. M. Woodford.....
350	do.....	Cliffside.....	Cliffside Mills.....	Charles H. Haynes.....
351	do.....	Forest City.....	Alexander Mfg. Co.....	J. F. Alexander.....
352	do.....	do.....	The Florence Mills.....	A. J. Cumnoek.....
353	do.....	Rutherfordton.....	The Cleghorn Mills.....	S. B. Tanner.....
354	do.....	do.....	Grace Cotton Mill Co.....	K. S. Tanner.....
355	do.....	Spindale.....	The Spencer Mills Co.....	S. B. Tanner (deceased).....
356	do.....	do.....	The Spindale Mills Co.....	S. B. Tanner (deceased).....
357	do.....	do.....	Stonecutter Mills Co.....	S. E. Elmore, V.-P.....
358	Scotland.....	Laurel Hill.....	Morgan Cotton Mills, Inc.....	Edwin Morgan.....
359	do.....	Laurinburg.....	Diekson Cotton Mill.....	J. L. McNair.....
360	do.....	do.....	Prince Cotton Mills.....	J. L. McNair.....
361	do.....	do.....	Scotland Cotton Mills.....	J. L. McNair.....
362	do.....	do.....	Waverly Cotton Mills.....	J. L. McNair.....
363	Stanly.....	Albemarle.....	Efird Mfg. Co.....	J. S. Efird.....
364	do.....	do.....	Wisassett Mills Co.....	Mrs. J. W. Cannon.....
365	do.....	Norwood.....	Norwood Mfg. Co.....	D. B. Coltrane.....
366	do.....	Oakboro.....	Oakboro Cotton Mills Co.....	J. A. Groves.....
367	Surry.....	Mount Airy.....	Laurel Bluff Cotton Mills.....	R. A. Love.....
368	Transylvania.....	Brevard.....	W. S. Gray Cotton Mills.....	A. J. Fleming.....
369	Union.....	Marshville.....	Marshville Mfg. Co.....	S. M. Robinson.....
370	do.....	Monroe.....	Icemorlee Cotton Mills, Inc., No. 1.....	A. J. Draper.....
371	do.....	do.....	Icemorlee Cotton Mills, Inc., No. 2.....	A. J. Draper.....
372	do.....	do.....	Manetta-Monroe Mill.....	H. B. Heath.....
373	do.....	Waxhaw.....	Rodman-Heath Cotton Mill.....	Mrs. J. L. Rodman.....
374	Vance.....	Henderson.....	Harriett Cotton Mills.....	S. P. Cooper.....
375	do.....	do.....	Henderson Cotton Mills.....	S. P. Cooper.....
376	Wake.....	Neuse.....	Neuse Mfg. Co.....	J. R. Chamberlain.....
377	do.....	Raleigh.....	Caraleigh Mills Co.....	J. R. Chamberlain.....
378	do.....	do.....	Consolidated Textile Corp. (Pilot Div.).....	A. G. Pierce.....
379	do.....	do.....	Raleigh Cotton Mills.....	T. N. Webb.....
380	do.....	Wake Forest.....	Royall Cotton Mills.....	R. E. Royall.....
381	Warren.....	Warrenton.....	The Peck Mfg. Co.....	Thomas D. Peck.....
382	Wayne.....	Goldsboro.....	The Borden Mfg. Co.....	F. K. Borden.....
383	Wilkes.....	Ronda.....	Ronda Cotton Mills, Inc.....	T. W. Church.....
384	do.....	No. Wilkesboro.....	Grier Cotton Mills.....	J. G. Hackett.....
385	do.....	do.....	Roaring River Yarn Mills.....	J. R. Hix.....
386	Wilson.....	Wilson.....	Wilson Cotton Mills Co.....	R. C. Briggs.....

*Branch of Cliffside Mills

Continued.

Secretary or Treasurer	Year Established	Capital Stock	Product Sold Direct or Through Agents?	Agent's Name	No.
W. F. McCannless.....	1920	\$ 200,000	agent.....	Cannon Mills, Inc., New York City.....	343
F. T. Murdock.....	1916	250,000	direct.....	344
A. E. Davis.....	1919	385,000	direct.....	345
.....	1888	250,000	agents.....	Cone Export and Commission Co., New York City and Greensboro, N. C.....	346
E. B. Neave.....	1891	300,000	both.....	Cone Export and Comm. Co., New York City.....	347
Z. O. Jenkins.....	1919	agent.....	Cone Export and Comm. Co., New York City.....	348
K. S. Tanner.....	1887	2,350,000	agent.....	Woodford & Morehouse, New York City.....	349
J. O. Jenkins.....	1902	250,000	agent.....	Cone Export and Comm. Co., New York City.....	350
J. P. Moore.....	1919	200,000	agents.....	Catlin & Co., New York City.....	351
D. D. Little.....	1899	500,000	agent.....	Catlin & Co., New York City.....	352
K. S. Tanner.....	1909	75,000	agent.....	Johnston Mills Co., Charlotte, N. C.....	353
K. S. Tanner.....	1919	250,000	agent.....	Johnston Mills Co., Charlotte, N. C.....	354
K. S. Tanner.....	1916	332,800	both.....	Johnston Mills Co., Charlotte, N. C.....	355
K. S. Tanner.....	1918	350,000	both.....	356
K. S. Tanner.....	1920	800,000	agent.....	Frederick Vietor & Achelis, New York City.....	357
J. D. Phillips.....	1893	500,000	agents.....	358
D. T. Blue.....	1899	200,000	agents.....	359
D. T. Blue.....	1919	600,000	agents.....	360
D. T. Blue.....	1898	120,000	agents.....	361
D. T. Blue.....	1909	250,000	agent.....	362
J. J. Eford.....	1896	1,500,000	agent.....	Cannon Mills, Inc., New York City.....	363
J. F. Cannon.....	1898	3,600,000	agents.....	Cannon Mills, Philadelphia, Pa.....	364
J. F. Shinn.....	1898	600,000	both.....	365
J. A. Groves.....	1920	225,000	direct.....	366
R. A. Love.....	1920	100,000	agents.....	367
R. Schley.....	1923	127,900	agent.....	368
A. W. Stack.....	1923	400,000	both.....	369
E. O. Fitzsimmons.....	1922	668,700	agent.....	Hayne & Campbell, Utica, N. Y.....	370
E. O. Fitzsimmons.....	1922	agent.....	Hayne & Campbell, Utica, N. Y.....	371
R. A. Willis.....	agent.....	Eldridge & Snyder, New York City.....	372
Miss Pearl Rodman.....	1897	50,000	agents.....	Mauney-Steel Co., Philadelphia, Pa.....	373
L. C. Kinsey.....	1900	1,264,300	both.....	374
L. C. Kinsey.....	1895	1,010,200	both.....	375
Kenneth Gant.....	1912	240,000	agent.....	Converse & Co., New York City.....	376
W. D. Briggs.....	1892	435,000	agent.....	Converse & Co., New York City.....	377
Sherburne Prescott.....	1893	agent.....	Converse & Co., New York City.....	378
J. F. Marsden, Jr.....	1889	235,500	both.....	379
W. L. Royall.....	1899	222,000	agents.....	Stevens Yarn Co., New York City.....	380
R. T. Watson.....	1909	262,800	agent.....	Cannon Mills, Philadelphia, Pa.....	381
P. L. Borden.....	1900	900,000	both.....	382
W. M. Alexander.....	1919	191,900	agent.....	R. H. Johnston, Charlotte, N. C.....	383
R. D. Grier.....	1918	173,000	agent.....	Cannon Mills, New York City.....	384
R. D. Grier.....	1919	125,000	385
F. L. Carr.....	1911	88,000	both.....	386

TABLE No. 2—Mills, Articles

No.	Mill	Postoffice	Spinning or Weaving; Spinning and Weaving	Class of Goods Manufactured
1	Aurora Cotton Mills.....	Burlington.....	Both.....	Dress gingham.....
2	Burlington Mills, Inc.....	do.....	Both.....	Scrims and dress goods.....
3	Elmira Cotton Mills Co.....	do.....	Both.....	Cotton piece goods, staple and fancy ginghams, silk goods.....
4	Glencoe Mills.....	do.....	Both.....	Outings.....
5	E. M. Holt Plaid Mills, Inc.....	do.....	Weaving..	Fine gingham and dress goods.....
6	King Cotton Mills Corp.....	do.....	Spinning..	Soft knitting yarns.....
7	The Lakeside Mills.....	do.....	Both.....	Cotton stripes and shirting.....
8	Stevens Mfg. Co.....	do.....	Weaving..	Dress gingham.....
9	Consolidated Textile Corp. (Hopedale Div.).....	Elon College.....	Spinning..	Yarns.....
10	Consolidated Textile Corp. (Ossipee Div.).....	do.....	Both.....	Outing flannels.....
11	Holt, Gant & Holt Cot. Mfg. Co.....	do.....	Both.....	Blue denims.....
12	Glen Raven Cotton Mills.....	Glen Raven.....	Both.....	Duck, stripes, and chambrays.....
13	L. Banks Holt Mfg. Co.....	Graham.....	Both.....	Plaids, chambrays, denims, chevots, export drills.....
14	Sidney Cotton Mills.....	do.....	Both.....	Plaids.....
15	Travora Mfg. Co.....	do.....	Both.....	Canton flannels.....
16	White-Williamson Co.....	do.....	Both.....	Ginghams.....
17	Holt-Granite Puritan Mills.....	Haw River.....	Both.....	Staple and fancy.....
18	Travora Mfg. Co., No. 2.....	do.....	Spinning..	Yarn.....
19	Durham Hosiery Mills, No. 15.....	Mebane.....	Spinning..	Yarn.....
20	Virginia Cotton Mills.....	Swepsonville.....	Both.....	Fancy cotton dress goods.....
21	Rockyface Spinning Co.....	Stony Point.....	Spinning..	Warps and tubes.....
22	Watts Spinning Co.....	do.....	Spinning..	Cotton yarns.....
23	Liledoun Mfg. Co.....	Taylorville.....	Spinning..	Double carded soft twist yarns.....
24	Miller Mfg. Co.....	do.....	Spinning..	Double carded soft twist yarns.....
25	North State Cotton Mill Co.....	do.....	Spinning..	Cotton yarns.....
26	Taylorville Cotton Mill Co.....	do.....	Spinning..	Double carded soft twist yarns.....
27	Wade Mfg. Co.....	Wadesboro.....	Both.....	Flannels and napped goods.....
28	Wadesboro Cotton Mills Co.....	do.....	Spinning..	Cotton yarns.....
29	Bladenboro Cotton Mills.....	Bladenboro.....	Spinning..	Hosiery and underwear yarns.....
30	Asheville Cotton Mills.....	Asheville.....	Both.....	Chambray.....
31	French Broad Mill (Martel Mills, Inc.).....	do.....	Both.....	Crochet and satin bedspreads.....
32	Henry River Mfg. Co.....	Henry River.....	Spinning..	Fine yarns.....
33	Alpine Cotton Mills.....	Morganton.....	Spinning..	Coarse yarns.....
34	Valdese Mfg. Co.....	Valdese.....	Spinning..	Hosiery and underwear yarns.....
35	Brown Mfg. Co.....	Concord.....	Both.....	Outings, gingham, chambrays, yarns.....
36	Cabarrus Cotton Mills*.....	do.....	Both.....	Sheeting and yarn.....
37	Cannon Mfg. Co.....	do.....	Both.....	Sheeting, crashes, and yarns.....
38	Franklin Cotton Mills, Inc.....	do.....	Spinning..	Yarns.....
39	Gibson Mfg. Co.....	do.....	Both.....	Ginghams.....
40	Hartsell Mills Co.....	do.....	Both.....	Table damask and yarns.....
41	Hobarton Mfg. Co.....	do.....	Weaving..	Colored goods.....
42	Locke Cotton Mills Co.....	do.....	Both.....	Ginghams and shirtings.....
43	Norcott Mills Co.....	do.....	Spinning..	Hosiery yarns.....
44	Renfrew Mfg. Co.....	do.....	Spinning..	Cotton yarns.....
45	Roberta Mfg. Co.....	do.....	Spinning..	Hosiery yarns.....
46	White-Parks Mill Co.....	do.....	Spinning..	10 to 14 hosiery yarn.....
47	Cabarrus Cotton Mills.....	Kannapolis.....	Spinning..	Yarns and tire fabrics.....

*Branch of Kannapolis.

Manufactured, Equipment, Etc.

Number Spindles	Number Looms	Number Cards	Power	Number Horse-power	Approximate Amount Raw Material Used, Pounds	Estimated Yearly Output	Days in Operation During Year	No.
19,520	847	48	steam and electric.....	750	1,381,097	\$1,585,000	230	1
10,080	235	21	electric.....	700	1,500,000	1,000,000	300	2
10,600	657	26	electric.....	600	1,000,000	900,000	278	3
4,576	206	15	water and electric.....	350	500,000			4
	500		electric.....	390½	1,128,748	1,143,288	272	5
10,092		22	electric.....	360	1,175,000	600,000	310	6
3,264	142	10	electric.....	160	425,000		300	7
	160		electric.....		200,000	250,000	250	8
13,768		42	electric.....	800	1,427,379	611,702	200	9
4,960	369	21	steam, water, and electric.	375	871,936	927,811	180	10
6,496	287	22	steam and water.....	450	989,348	400,000	228	11
4,104	136	15	steam.....	250	660,000	300,000	242	12
28,656	989	87	electric.....	500	1,557,057	1,500,000	150	13
3,672	160	10	electric.....	150	320,000	170,000	213	14
3,672	304	26	electric.....	200	1,250,000		250	15
8,000	324	24	electric.....	350	408,139	300,000	208	16
22,304	800	67	steam, water, and electric.	1,000	1,000,000	1,650,000		17
8,750		30	electric.....	300	1,250,000		265	18
10,800		14	electric.....	608	300,000	250,000	238	19
14,272	504	36	water, steam, and electric.	800	790,864	900,000	234	20
6,048			steam.....	275	1,100,000	40,000		21
10,000		30	electric.....	625	660,000	340,000	300	22
5,760		28	water and electric.....	250	804,195	380,000	244	23
6,720		28	electric.....	250	586,653	300,000	224	24
5,000		10	electric.....				60	25
7,200		33	steam.....	250	957,535	400,000	242	26
13,600	400		steam and electric.....					27
14,016		24	electric.....	575	750,000	450,000	243	28
34,600		136	electric.....	2,000	4,500,000	1,500,000	275	29
12,320	450	48	electric.....	600	1,500,000	800,000	244	30
5,712	116	45	electric.....	750	1,876,537	1,000,000	285	31
8,064		18	water.....	350	277,550	138,775	226	32
10,440			electric.....	500	1,300,000		225	33
14,000		58	electric.....	600	166,000	1,000,000	312	34
15,916	486	25	steam and electric.....	800	600,000	1,700,000		35
28,016	480	51	steam and electric.....	450				36
27,000	900	20	steam and electric.....	1,200	2,000,000	6,000,000		37
29,536		56	electric.....	1,160	2,000,000		95	38
27,920	636	69	steam and electric.....	2,000	2,529,599	1,500,000	271½	39
13,184	200	54	electric.....	800	1,500,000	600,000		40
	112		electric.....					41
35,912	1,240	79	electric.....	1,350		1,800,000	272	42
12,096	75		steam and electric.....		2,000,000	1,000,000		43
7,128		24	electric.....	310	326,309	300,000	110	44
5,552			electric.....	330	1,728,000	729,600	274	45
4,032		21	electric.....	200	1,200,000	400,000	305	46
80,000	580		electric.....	90				47

TABLE No. 2—

No.	Mill	Postoffice	Spinning or Weaving; Spinning and Weaving	Class of Goods Manufactured
48	Cannon Mfg. Co.....	Kannapolis.....	Both.....	Sheeting, towels, and crashes.....
49	Halifax Cot. Mills, Inc., No. 2*.....	Mount Pleasant.....	Spinning..	Yarns.....
50	Tuscarora Cotton Mill.....	do.....	Spinning..	Cotton yarns.....
51	Dudley Shoals Cotton Mill Co.....	Granite Falls.....	Spinning..	Carded yarns.....
52	Falls Mfg. Co.....	do.....	Spinning..	Combed knitting yarns.....
53	Granite Falls Mfg. Co.....	do.....	Spinning..	Cotton yarns and twines.....
54	Southern Mfg. Co.....	do.....	Spinning..	Yarns.....
55	Caldwell Cotton Mills.....	Lenoir.....	Spinning..	Yarns.....
56	Hudson Cotton Mfg. Co.....	do.....	Spinning..	Carded yarns.....
57	Lenoir Cotton Mills.....	do.....	Spinning..	Combed yarns.....
58	Moore Cotton Mill Co.....	do.....	Spinning..	Carded yarns.....
59	Nelson Cotton Mill.....	do.....	Spinning..	Combed yarns.....
60	Steele Cotton Mill Co.....	do.....	Spinning..	Cotton yarns.....
61	Whitnel Cotton Mill Co.....	do.....	Spinning..	Carded yarns.....
62	United Mills Co.....	Mortimer.....	Spinning..	Yarns and twines.....
63	Watts Cotton Mill Co.....	Patterson.....	Spinning..	Hosiery.....
64	Rhodhiss Mills Co.....	Rhodhiss.....	Both.....	Drills and sheetings.....
65	Brookford Mills Co.....	Brookford.....	Both.....	Fancy dobby goods.....
66	Blue Ridge Cotton Mills.....	Newton.....	Spinning..	Yarns.....
67	Hickory Spinning Co.....	Hickory.....	Spinning..	Knitting yarn.....
68	Ivey Mill Co.....	do.....	Both.....	Sateens.....
69	A. A. Shuford Mill Co.....	do.....	Spinning..	Cotton twines.....
70	Long Island Cotton Mills Co.....	Long Island.....	Spinning..	Cotton yarns.....
71	Carolina Cotton Mills.....	Maiden.....	Spinning..	Yarns.....
72	Center Cotton Mills†.....	do.....	Spinning..	Tubes.....
73	James Cotton Mills, Inc.....	do.....	Spinning..	Cotton yarns.....
74	Liberty Spinning Co., Inc.....	do.....	Spinning..	40/2 tubes.....
75	Union Cotton Mills‡.....	do.....	Spinning..	Yarn.....
76	Catawba Cotton Mills.....	Newton.....	Spinning..	Cotton yarns.....
77	City Cotton Mills Co.....	do.....	Weaving..	Canton flannel.....
78	Clyde Mill Co. §.....	do.....	Both.....	Yarns and print cloth.....
79	Newton Mill Co. §.....	do.....	Both.....	Flannels and yarns.....
80	Yount Cotton Mills.....	do.....	Spinning..	Cotton yarn.....
81	J. M. Odell Mfg. Co.....	Pittsboro.....	Spinning..	Knitting yarns.....
82	Hadley-Peoples Mfg. Co.....	Siler City.....	Spinning..	Cotton yarns.....
83	Edenton Cotton Mills.....	Edenton.....	Spinning..	Cotton yarns.....
84	Minnett Mills.....	Grover.....	Weaving..	Damask, napkins, bedspreads.....
85	Bonnie Cotton Mill.....	Kings Mountain.....	Spinning..	Yarns.....
86	Cora Cotton Mills.....	do.....	Spinning..	Yarns.....
87	Dilling Cotton Mills.....	do.....	Spinning..	Combed yarns.....
88	Kings Mountain Mfg. Co.....	do.....	Spinning..	Cotton yarns, skeins, and warps.....
89	Margrace Mills, Inc.....	do.....	Both.....	"Novelite" bedspreads.....
90	Mason Cotton Mills Co.....	do.....	Spinning..	Carded and combed yarns.....
91	Park Yarn Mills Co.....	do.....	Spinning..	Carpet yarns.....
92	Patricia Mills, Inc.....	do.....	Weaving..	"Nikpan" napkins.....
93	Pauline Mills.....	do.....	Both.....	Damask, napkins, and fancy weaves.....
94	Phenix Mills Co.....	do.....	Both.....	Print cloths and cotton flannels.....
95	Sadie Cotton Mills.....	do.....	Spinning..	Fine yarns.....
96	Cleveland Mill and Power Co.....	Lawndale.....	Spinning..	Warps and twines.....
97	Belmont Cotton Mill Co.....	Shelby.....	Spinning..	Yarns.....
98	Catherine Mill Co.....	do.....	Weaving..	Specialties.....

*Branch of South Boston, Va.
§Idle.

†Same as last report.

‡Branch American Yarn and Processing Co.

Continued.

Number Spindles	Number Looms	Number Cards	Power	Number Horse-power	Approximate Amount Raw Material Used, Pounds	Estimated Yearly Output	Days in Operation During Year	No.
115,000	4,300	90	steam and electric.....	7,000	17,000,000	\$8,000,000	-----	48
5,184		15	electric.....					49
5,760		16	electric.....	175	700,000	220,000	312	50
6,000		12	electric.....	250	450,000	215,000	290	51
6,000		19	electric.....	250	750,000	350,000	280	52
9,828			electric.....	500	6,201,403	2,085,465	284	53
4,000		16	electric.....					54
9,072		20	steam and electric.....					55
4,992			electric.....	250	751,750	275,000	312	56
6,720			electric.....	300	590,686	300,000	312	57
5,376			electric.....	250	597,846	225,000	312	58
6,048			electric.....					59
6,020		18	electric.....	250	900,000	360,618	312	60
6,272			electric.....	250	627,666	250,000	312	61
6,300		33	steam.....	250	1,200,000	480,000	276	62
4,248		13	steam and water.....	160	701,964	275,000	283	63
30,000	887	117	electric.....	1,500	4,948,474	2,000,000	260	64
18,368	632	45	steam, electric, and water.....	1,200	1,320,000	1,250,000	291	65
3,000			steam.....	250				66
12,300		65	electric.....	450	1,750,000	875,000	288	67
15,360	400	26	electric.....	500		332,313	275	68
4,696		40	electric.....	500	1,680,161	579,509	256	69
6,000		17	water.....	300	1,102,665	424,727	230	70
12,240		24	electric.....	400	1,500,000	500,000	300	71
2,200			electric.....	125	311,045	70,000	-----	72
8,200		32	electric.....		640,000	250,000	270	73
2,700		6	electric.....	100	207,651	110,381	290	74
10,000			electric.....	350			-----	75
7,168		14	electric.....	275	375,000	145,000	298	76
5,000	84	18	electric.....	200	450,000	250,000	200	77
			electric.....	150			-----	78
			electric.....	300			-----	79
8,160		14	electric.....	300	400,000	150,000	298	80
12,000		48	water.....	650	900,000		-----	81
9,796		28	steam and electric.....	450	1,000,000	400,000	290	82
22,384		62	steam and electric.....	1,100	2,108,665	966,196	280	83
	36		steam.....	125	400,000	300,000	280	84
8,320		30	electric and steam.....	450	899,380	225,000	300	85
20,800		58	electric.....	800	1,520,000	681,593	255	86
21,000		56	electric.....	600	1,500,000	750,000	-----	87
6,400			electric.....	300	750,000	300,000	302	88
5,184	96	14	electric.....	400	260,000	500,000	300	89
10,080		30	electric.....		1,250,000	600,000	289	90
4,896		35	steam.....	300	440,000		262	91
	170		electric.....	100	104,000	75,000	300	92
4,752	156	14	electric.....	300	396,500		257	93
13,264	400	48	electric.....	600	2,127,608	900,000	260	94
5,040		12	electric.....	250	500,000		200	95
6,000		39	steam and water.....	300	2,064,312	800,000	274	96
4,800		14	electric.....	225	670,000		290	97
	52		electric.....	48	425,000	206,523	292	98

TABLE No. 2—

No.	Mill	Postoffice	Spinning or Weaving; Spinning and Weaving	Class of Goods Manufactured
99	Consolidated Textile Corp. (Ella Div.).....	Shelby.....	Weaving..	Sheeting.....
100	Double Shoals Mfg. Co.....	do.....	Spinning..	Twine yarn.....
101	Dover Mill Co.....	do.....	Both.....	Dobby print.....
102	Eastside Mfg. Co.....	do.....	Both.....	Cotton cloth.....
103	Lily Mill and Power Co.....	do.....	Spinning..	Thread yarn.....
104	Shelby Cotton Mills.....	do.....	Both.....	Pajama checks, twills, and yarns.....
105	Corley Mills, Inc.....	Cumberland.....	Spinning..	Combed and carded yarns.....
106	Cape Fear Cotton Mills*.....	Fayetteville.....	Both.....	Yarns, tire fabrics, laundry nets.....
107	Holt-Williamson Mfg. Co.....	do.....	Spinning..	Yarns.....
108	Holt-Granite Puritan Mills.....	do.....	Both.....	Ginghams.....
109	Tolar, Hart & Holt Mills.....	do.....	Spinning..	Underwear yarns.....
110	The Victory Mfg. Co.....	do.....	Both.....	Fancy print cloths.....
111	Rockfish Mills, Inc.....	Hope Mills.....	Spinning..	Cotton yarns.....
112	Dacotah Cotton Mills, Inc.....	Lexington.....	Both.....	28" chambray.....
113	Erlanger Cotton Mills Co.....	do.....	Both.....	Plain and fancy cloth.....
114	Nokomis Cotton Mills.....	do.....	Both.....	Pajama checks.....
115	The Wabena Mills, Inc.....	do.....	Spinning..	Yarns.....
116	Wennonah Cotton Mills Co.....	do.....	Both.....	Chambray and hickory shirting.....
117	Amazon Cotton Mills.....	Thomasville.....	Spinning..	Combed knitting yarns.....
118	Jewel Cotton Mills.....	do.....	Spinning..	Fine combed yarns.....
119	Erwin Cotton Mills Co., No. 3.....	Cooleemee.....	Both.....	Canton flannels, ticking, coverts.....
120	Durham Hosiery Mills, No. 6.....	Durham.....	Spinning..	Yarn.....
121	Golden Belt Mfg. Co.....	do.....	Both.....	Sheetings and thread.....
122	Morven Cotton Mills, Inc.....	do.....	Both.....	Shirtings, yarns, dress goods, fancy goods.....
123	Pearl Cotton Mills.....	do.....	Both.....	Wide sheeting.....
124	Durham Cotton Mfg. Co.....	East Durham.....	Both.....	Ginghams.....
125	Erwin Cotton Mills Co., No. 1.....	West Durham.....	Both.....	Indigo denims.....
126	Erwin Cotton Mills Co., No. 4.....	do.....	Both.....	Wide sheetings, sheets, and pillowcases.....
127	Fountain Cotton Mills.....	Tarboro.....	Both.....	Sheetings.....
128	Hart Cotton Mills, Inc.....	do.....	Both.....	Warps and yarns, bag goods.....
129	Arista Mills Co.....	Winston-Salem.....	Both.....	Chambrays.....
130	Inverness Mills Co.....	do.....	Both.....	Sheetings.....
131	Sterling Cotton Mills.....	Franklinton.....	Spinning..	High-grade warps, skeins, tubes, and cones.....
132	Aeae Spinning Co.....	Belmont.....	Spinning..	C. P. yarns.....
133	The Chronicle Mills.....	do.....	Spinning..	Skeins, tubes, and cones.....
134	Climax Spinning Co.....	do.....	Spinning..	Fine combed cotton yarns.....
135	Creseent Spinning Co.....	do.....	Spinning..	Fine combed yarns.....
136	Eagle Yarn Mills, Inc.....	do.....	Spinning..	C. P. yarns.....
137	Imperial Yarn Mills, Inc.....	do.....	Spinning..	Combed warp, skeins, tubes, and cones.....
138	Linford Mills, Inc.....	do.....	Spinning..	Cotton yarns.....
139	Majestic Mfg. Co.....	do.....	Spinning..	Fine combed cotton yarns.....
140	National Yarn Mills, Inc.....	do.....	Spinning..	Combed warps, skeins, tubes, cones.....
141	Perfection Spinning Co.....	do.....	Spinning..	Combed yarns.....
142	Sterling Spinning Co.....	do.....	Spinning..	Fine combed cotton yarns.....
143	Stowe Spinning Co.....	do.....	Spinning..	C. P. ball warps.....
144	American Cotton Mills Co.....	Bessemer City.....	Weaving..	Tire fabrics.....
145	Gambrell & Melville Mills.....	do.....	Both.....	Sheeting.....
146	George Cotton Mills.....	do.....	Spinning..	Yarns.....
147	McLean Mfg. Co.....	do.....	Both.....	Sheeting, duck.....

*Office at St. Pauls.

Continued.

Number Spindles	Number Looms	Number Cards	Power	Number Horse-power	Approximate Amount Raw Material Used, Pounds	Estimated Yearly Output	Days in Operation During Year	No.
11,324	253	23	electric		1,311,754	\$		99
3,200		21	water	225	650,000			100
11,500	260	24	electric	600	950,000			101
11,264	308	24	electric	500	1,270,000		312	102
6,760			electric	350	800,000	425,000		103
20,832	400	31	electric	750	1,800,000	940,000	280	104
10,000		40	electric	200	839,345			105
7,020	22	13	electric	245	623,493	347,508	234	106
9,984		26	electric	550	1,700,000	900,000		107
10,192	434	34	electric	400	700,000	500,000		108
15,066		37	electric	450	800,000	450,000	214	109
14,336		30	electric	700	750,000	350,000	238	110
25,912		57	water and electric	1,000	2,777,843	1,750,000	295	111
21,696	650	56	electric	800	3,750,000	2,000,000	250	112
46,000	1,240	105	electric and steam	2,000	4,800,000		304	113
15,296	400	25	electric	450	1,800	125,000		114
2,000		12	electric		500,000	200,000		115
12,500	406	42	electric	600	1,290,000	734,400	258	116
19,872		152	electric	628	1,500,000	1,250,000	120	117
12,480		38	electric	500	1,300,000	800,000	288	118
47,360	1,296	163	steam and water	2,500	6,327,950		255	119
13,824		50	electric	266	2,500,000	1,000,000	272	120
26,496	568	46	steam and electric	1,000	1,435,000	700,000	238	121
7,012	208	18	electric	600	400,000	260,000	300	122
13,664	240	30	electric	450	1,242,150	570,000	277	123
23,984	800	52	electric and steam	900	1,150,000	1,018,272	225	124
25,088	903	103	steam and electric	1,581	4,707,778		267	125
49,440	1,030	140	steam and electric	2,805	4,718,389		286½	126
12,336	336	31	electric	300	1,622,500		295	127
17,424	224	47	electric	900	2,360,090	938,567	292	128
17,000	436		steam	620	1,697,807	800,000	230	129
7,680	216	18	electric	300	997,000	400,800	312	130
25,856		52	electric	1,245	3,650,551	1,383,000	217	131
16,320		40	electric	994	1,190,318	737,259	261	132
10,368		20	electric	460	960,000	450,000	225	133
21,760		51	electric		1,500,000	800,000	225	134
13,056		35	electric		876,150	488,000	229	135
12,672		45	electric					136
12,544		24	electric	500	536,469	380,000	225	137
16,320		38	electric	250	1,128,000	565,000	240	138
12,768		34	electric	590	457,747	450,000	250	139
15,236		30	electric	500	874,306	515,000	240	140
16,320		40	electric	1,000	754,903	548,195	304	141
13,060		28	electric		1,000,000	400,000	208	142
21,760		60	electric					143
12,000	102	45	electric	700	1,302,663	877,162	309	144
15,104	325	25	electric	921	777,583		163	145
5,000		15	electric	125				146
6,000	156	15	electric	300	800,000	400,000		147

TABLE NO. 2—

No.	Mill	Postoffice	Spinning or Weaving; Spinning and Weaving	Class of Goods Manufactured
148	Osage Mfg. Co.....	Bessemer City.....	Both.....	36" and 40" sheetings.....
149	Southern Cotton Industries.....	do.....	Both.....	Tire fabrics and duck.....
150	Carlton Yarn Mills, Inc.....	Cherryville.....	Spinning.....	Combed yarns.....
151	Cherryville Mfg. Co.....	do.....	Spinning.....	30/2 cotton yarns.....
152	Gaston Mfg. Co.....	do.....	Spinning.....	Forties—yarns from staple cotton.....
153	Howell Mfg. Co.....	do.....	Spinning.....	Cotton yarns.....
154	Melville Mfg. Co.....	do.....	Spinning.....	Yarns.....
155	Rhyne-Houser Mfg. Co.....	do.....	Spinning.....	C. P., 50 to 60 yarns.....
156	Vivian Spinning Co.....	do.....	Both.....	Tire fabrics and yarns.....
157	Cramerton Mills, Inc.....	Cramerton.....	Both.....	Combed yarns, fine cloths.....
158	Dorothy Mfg. Co.....	Dallas.....	Spinning.....	Yarn.....
159	Arkray Mills, Inc.....	Gastonia.....	Spinning.....	Yarns.....
160	Arlington Cotton Mills.....	do.....	Spinning.....	Combed peeler cotton yarns.....
161	Armstrong Cotton Mills Co.....	do.....	Spinning.....	Combed cotton yarns.....
162	Art Cloth Mills.....	do.....	Weaving.....	Fine and fancy goods.....
163	The Avon Mills.....	do.....	Spinning.....	Cotton yarns.....
164	Buffalo Mills, Inc.....	do.....	Spinning.....	Carded yarns.....
165	Clara Mfg. Co.....	do.....	Spinning.....	Combed cotton yarns.....
166	Dixon Cotton Mills.....	do.....	Spinning.....	Fine combed yarns.....
167	Dunn Mfg. Co.....	do.....	Spinning.....	Combed cotton yarns.....
168	Flint Mfg. Co.....	do.....	Spinning.....	Combed peeler cotton yarns.....
169	Gray Mfg. Co.....	do.....	Spinning.....	Combed peeler skeins, warps, cones, tubes.....
170	Groves Mills, Inc.....	do.....	Spinning.....	Fine combed yarns.....
171	Hanover Thread Mills, Inc.....	do.....	Spinning.....	Combed peeler yarns.....
172	Harden Mfg. Co.....	do.....	Spinning.....	Cotton yarns.....
173	Manville-Jenkes Co. (Loray Mills).....	do.....	Both.....	Tire fabrics.....
174	Modena Cotton Mills.....	do.....	Spinning.....	Carded cotton yarns.....
175	Monarch Cotton Mills Co.....	do.....	Spinning.....	Combed cotton yarns.....
176	Morowebb Cotton Mills.....	do.....	Spinning.....	Yarns.....
177	Mountain View Mill, Inc.....	do.....	Spinning.....	Carded yarns.....
178	Mutual Cotton Mills Co.....	do.....	Spinning.....	Combed cotton yarns.....
179	Myers Mills, Inc.....	do.....	Spinning.....	Combed cotton yarns.....
180	Myrtle Mills, Inc.....	do.....	Spinning.....	Double carded peeler yarns.....
181	Osceola Mills, Inc.....	do.....	Spinning.....	Combed peeler yarns.....
182	Ozark Mills.....	do.....	Spinning.....	C. P. yarns.....
183	Parkdale Mills, Inc.....	do.....	Spinning.....	Combed peeler warps, skeins, cones.....
184	Piedmont Spinning Mills Co.....	do.....	Spinning.....	Combed cotton yarns.....
185	Pinkney Mills.....	do.....	Spinning.....	Combed yarns.....
186	Priscilla Spinning Co.....	do.....	Spinning.....	Combed yarns.....
187	Ragan Spinning Co.....	do.....	Spinning.....	Combed yarns.....
188	Rankin Mills.....	do.....	Spinning.....	Combed yarns.....
189	Ranlo Mfg. Co.....	do.....	Both.....	Automobile tire cord fabrics.....
190	Rex Spinning Co.....	do.....	Spinning.....	Combed yarns.....
191	Ridge Mills.....	do.....	Spinning.....	Combed yarn.....
192	Ruby Cotton Mills.....	do.....	Spinning.....	Combed yarns.....
193	Seminole Cotton Mills Co.....	do.....	Spinning.....	Combed cotton yarns.....
194	A. M. Smyre Mfg. Co.....	do.....	Spinning.....	Combed peeler cotton yarns.....
195	Spencer Mountain Mills.....	do.....	Both.....	Cotton yarns and fabrics.....
196	Trenton Cotton Mills.....	do.....	Spinning.....	Fine combed yarns.....
197	Victory Yarn Mills Co.....	do.....	Spinning.....	Combed cotton yarns.....

*Same as last report.

Continued.

Number Spindles	Number Looms	Number Cards	Power	Number Horse-power	Approximate Amount Raw Material Used, Pounds	Estimated Yearly Output	Days in Operation During Year	No.
16,272	400	32	electric.....	650	2,000,000	\$1,020,451	296	148
8,000	148	25	steam and electric.....					149
6,512		18	electric.....		600,000	400,000	310	150
6,500		24	electric.....	230	1,020,000	265,000	275	151
12,000		22	electric.....	400	450,000	250,000	275	152
10,000		28	electric.....	265	1,100,000	500,000	285	153
5,000		15	electric.....	200	800	447,177		154
7,000		18	electric.....	200			310	155
6,124	4	22	electric.....	175	1,500,000			156
58,000	500		electric.....	3,000	6,800,000	4,000,000	280	157
15,100		16	steam and electric.....	260	*400,000	*275,000		158
12,608		36	electric.....	475	158,992	125,000		159
25,332		72	electric.....	675	1,200,000	700,000	204	160
4,500		24	electric.....	237	947,683	557,163	275	161
	84		steam.....					162
10,080		29	steam and electric.....	375	944,452	759,510	277	163
3,600		18	water.....	150	220,000	120,000	200	164
9,856		24	electric.....	525	727,645	592,472	270	165
8,192			electric.....	250	600,000			166
10,488		26	electric.....	600	587,505	523,574	275	167
35,756		77	electric.....	1,200	4,000,000	1,500,000	200	168
17,892		42	electric.....	625	714,872	489,800	200	169
26,500		108	electric.....	650	1,750,000	1,000,000	225	170
7,056		15	electric.....	265	484,272	250,000	300	171
8,000		23	water.....	350	1,000,000	400,000	270	172
126,368	434	373	electric.....	5,200	19,246,382	4,250,000	277	173
17,376		50	electric and steam.....	850	1,700,000	750,000	274	174
8,192		22	electric.....	367	707,052	571,434	242	175
7,168		16	steam.....		750,000	700,000	310	176
5,000		18	electric and water.....	322	332,814	175,000	300	177
6,048		22	electric.....	302	638,181	439,843	265	178
13,248		40	electric.....	750	1,400,000	701,922	275	179
12,672		60	electric.....	600	910,000	500,000	224	180
10,080		26	electric.....	452	1,107,545	625,000		181
20,000		49	electric.....	1,200	1,200,000	900,000	310	182
15,264		60	electric.....	600	924,058	566,900	287	183
2,520		14	electric.....	205	422,455	276,037	114	184
10,000		26	electric.....	175	600,000	500,000	225	185
15,000		40	electric.....		540,260	475,000	175	186
6,336		17	electric.....					187
6,000		24	electric.....	175	750,000	450,000	225	188
6,048	6	40	electric.....	200	1,500,000	900,000	290	189
20,480		46	electric.....	650	1,664,000	880,000	206	190
10,000		26	electric.....		500,000	400,000	225	191
9,072		36	electric.....	110	1,469,444	700,000	310	192
11,968		28	electric.....	575	778,520	709,766	190	193
26,000		78	electric.....	400	800,000			194
7,072	150	30	electric.....		1,150,000	325,000	275	195
10,128			electric.....	193	900,000			196
20,000		40	electric.....	675	665,555	718,858	206	197

TABLE No. 2—

No.	Mill	Postoffice	Spinning or Weaving; Spinning and Weaving	Class of Goods Manufactured
198	Winget Yarn Mills Co.....	Gastonia.....	Spinning..	Combed cotton yarns.....
199	Manville-Jenckes Co.....	High Shoals.....	Both.....	Sheetings.....
200	Lowell Cotton Mills.....	Lowell.....	Spinning..	Yarn.....
201	Peerless Mfg. Co.....	do.....	Spinning..	Yarn.....
202	McAden Mills.....	McAdenville.....	Both.....	Domets and plaids.....
203	Adrian Mfg. Co.*.....	Mount Holly.....	Spinning..	Yarn.....
204	Alsace Mfg. Co.*.....	do.....	Spinning..	Yarns.....
205	American Yarn and Process- ing Co.....	do.....	Spinning..	Knitting yarns.....
206	Madora Spinning Mills*.....	do.....	Spinning..	Yarn.....
207	Tuckaseege Spinning Co.....	do.....	Spinning..	C. P. yarns.....
208	Woodlawn Mfg. Co.....	do.....	Spinning..	Yarn.....
209	Alba Mfg. Co.†.....	Stanley.....	Spinning..	K. P. yarns.....
210	Catawba Spinning Co.....	do.....	Spinning..	C. P. and K. P. yarns.....
211	Globe Yarn Mills.....	do.....	Spinning..	C. P. yarns.....
212	Lola Gingham Mills.....	do.....	Weaving..	Fancy gingham.....
213	Lola Mfg. Co.....	do.....	Spinning..	C. P. and K. P. yarns.....
214	Oxford Cotton Mills.....	Oxford.....	Spinning..	Weaving yarns.....
215	Gem Cotton Mills.....	Gibsonville.....	Spinning..	Single warps.....
216	Minneola Mfg. Co.....	do.....	Both.....	Cotton flannels.....
217	Pomona Mills, Inc.....	Greensboro.....	Both.....	Fancy gray goods, corduroy, cham- bray, romper cloth.....
218	Proximity Mfg. Co.....	do.....	Both.....	Denims.....
219	Revolution Cotton Mills.....	do.....	Both.....	Cotton flannel, bleaching.....
220	Southern Webbing Mills, Inc.....	do.....	Weaving..	Elastic narrow fabrics.....
221	White Oak Cotton Mills.....	do.....	Both.....	Denims.....
222	Highland Cotton Mill.....	High Point.....	Spinning..	Hosiery yarns.....
223	Millis Cotton Mills.....	do.....	Spinning..	Hosiery yarns.....
224	Pickett Cotton Mills, Inc.....	do.....	Both.....	30s, 24s, 22s print cloths, hosiery yarns
225	Oakdale Cotton Mills.....	Jamestown.....	Spinning..	Cotton twines and yarns.....
226	Roanoke Mills Co.....	Roanoke Rapids..	Both.....	Cotton flannels.....
227	Rosemary Mfg. Co.....	do.....	Both.....	Cotton damask.....
228	Patterson Mills Co.....	Rosemary.....	Both.....	Ginghams, outings.....
229	Audrey Spinning Co.....	Weldon.....	Spinning..	Yarns.....
230	Erwin Cotton Mills Co., No. 2.....	Duke.....	Both.....	Indigo denims.....
231	Balfour Mfg. Co.....	Balfour.....	Both.....	Print cloths.....
232	Green River Mfg. Co.....	Tuxedo.....	Spinning..	Fine combed peeler yarns.....
233	Raeford Cotton Mill Co.....	Raeford.....	Spinning..	Yarns.....
234	Cascade Mills, Inc.....	Mooreville.....	Both.....	Fancy shirtings, silk and cot. novelties
235	Mooreville Cotton Mills.....	do.....	Both.....	Ginghams and flannels.....
236	Bloomfield Mfg. Co.....	Statesville.....	Spinning..	Mercerizing yarns.....
237	Paola Cotton Mills.....	do.....	Spinning..	Carded yarns.....
238	Statesville Cotton Mills.....	do.....	Spinning..	Colored yarns.....
239	Superior Yarn Mills.....	do.....	Spinning..	Yarn.....
240	Hall-Kale Mfg. Co.....	Troutman.....	Spinning..	Yarn.....
241	Laura Ellen Watts Cot. Mill Co.....	Turnersburg.....	Spinning..	Skeins and tube yarns.....
242	Clayton Cotton Mills.....	Clayton.....	Spinning..	Yarns for weaving.....
243	Liberty Cotton Mill Co.....	do.....	Spinning..	Warps and skeins.....
244	Eastern Mfg. Co.....	Selma.....	Spinning..	Cotton yarns.....
245	Ethel Cotton Mill Co.....	do.....	Spinning..	Cotton yarns.....
246	Selma Cotton Mill.....	do.....	Both.....	Oilcloth goods.....
247	Ivanhoe Mfg. Co.....	Smithfield.....	Spinning..	Yarn, hosiery.....

*Branch American Yarn and Processing Co. †Mill in Lincoln County. ‡Shuttles.

§Under construction.

Continued.

Number Spindles	Number Looms	Number Cards	Power	Number Horse-power	Approximate Amount Raw Material Used, Pounds	Estimated Yearly Output	Days in Operation During Year	No.
8,246		34	electric.....	380	923,331	\$ 669,815	225	198
18,512	600	30	water.....	900	1,988,500	850,000	298	199
33,240			steam and electric.....	560	1,601,857	1,420,625		200
20,500			steam and electric.....	400	648,654	436,259		201
28,000	350	70	water and electric.....	1,000	2,750,000			202
			steam and electric.....	272	1,350,000			203
			electric.....					204
60,432		128	electric.....		4,000,000	3,000,000	299	205
			electric.....					206
8,064		24	electric.....	300	600,000		36	207
			electric.....	450	1,000,000			208
4,200			water and oil engine.....	150	195,000	125,000	240	209
7,200			electric.....	325	890,000	472,000	244	210
5,000			electric.....	150	240,000	310,000	240	211
	350		electric.....	150	210,000	424,000	210	212
9,200			electric.....	150	1,250,000	570,000	270	213
6,120		34	electric.....	400	1,250,000	500,000	288	214
10,176		24	electric.....	400	598,079	316,295	250	215
17,980	617	53	steam.....	1,000	1,781,846		257	216
24,416	798	70	electric.....	1,150	3,300,000	2,000,000	275	217
53,000	1,600	249	electric.....	3,075	10,000,000	5,000,000	275	218
71,000	2,048	250	electric.....	3,500	9,000,000	4,000,000	293	219
	‡288		electric.....		150,000	225,000		220
61,000	3,000	322	electric.....	6,250	20,000,000	10,000,000	275	221
33,000		125	electric.....	1,295	40,000	1,250,000	120	222
6,240		22	electric.....	300	250,000	500,000	104	223
27,008	336	27	electric.....	700	1,569,500	750,000	252	224
7,296		38	water and steam.....	600	2,210,058	750,000	269	225
55,008	1,542	164	electric and water.....	3,200	8,301,610	4,500,000	304	226
47,552	1,272	144	electric.....	2,200	5,848,633	4,850,300	296	227
30,000	1,000	62	electric.....	950	2,000,000			228
12,000			steam.....					229
36,480	1,152	176	steam and electric.....	2,050	8,400,980		269	230
12,500	268	26	electric.....					231
8,000		20	electric.....	320	200,000	400,000	146	232
10,500		30	electric.....	250	1,500,000	500,000	215	233
12,000	300	39	electric.....	500		750,000		234
57,500	1,820	190	steam and electric.....	3,000	5,853,032	3,078,785	290	235
6,272		17	electric.....	350	462,309	191,116	220	236
10,752		14	electric.....	500	688,000		258	237
16,000		83	electric.....	450	1,446,750	825,000	275	238
15,500		19						239
7,200			electric.....					240
1,600		6	water.....		22,000	200,000	272	241
10,240		28	electric.....	500	1,312,000	550,000	271	242
10,100		17	electric.....	400	648,162	194,448	269	243
10,560		28	electric.....	340	1,277,660	480,000	290	244
8,160		20	electric.....	275	1,370,000	490,000	290	245
13,440	324	33	electric.....	500	1,500,000		300	246
22,322		75	electric.....	750	2,150,000	1,450,000	301	247

TABLE No. 2—

No.	Mill	Postoffice	Spinning or Weaving; Spinning and Weaving	Class of Goods Manufactured
248	Sanford Cotton Mills.....	Sanford.....	Both.....	36" 56/60 4-yd. sheeting.....
249	Caswell Cotton Mills, Inc.....	Kinston.....	Spinning..	Hosiery yarns.....
250	Kinston Cotton Mills.....	do.....	Spinning..	Hosiery yarns.....
251	Anderson Mills, Inc.....	Lincolnton.....	Both.....	Scrim, duck, ladies' goods.....
252	Arrow Mills, Inc.....	do.....	Spinning..	Peeler warps, cones, skeins, and tubes.
253	Boger & Crawford Spinning Mill	do.....	Spinning..	Cotton yarns.....
254	Elm Grove Cotton Mills.....	do.....	Spinning..	Hosiery yarns.....
255	Eureka Mfg. Co., Inc.....	do.....	Spinning..	Cotton waste, yarns.....
256	Excel Mfg. Co.....	do.....	Spinning..	Yarns.....
257	Indian Creek Mills, Inc.....	do.....	Spinning..	Yarn.....
258	Laboratory Cotton Mill.....	do.....	Spinning..	Cotton yarns.....
259	Longshoal Cotton Mills.....	do.....	Spinning..	Cotton yarns.....
260	Melville Mfg. Co.....	do.....	Spinning..	Yarn.....
261	Rhodes-Rhyne Mfg. Co.*.....	do.....	Both.....	Sheeting and bedspreads.....
262	Roseland Spinning Mills, Inc....	do.....	Spinning..	40/1 filling yarn.....
263	John Rudisill Mfg. Co.....	do.....	Spinning..	Yarn.....
264	Saxony Spinning Co.....	do.....	Spinning..	Yarn.....
265	Wampum Cotton Mills Co.....	do.....	Spinning..	Cotton yarns.....
266	Lincoln Cotton Mills.....	Southside.....	Spinning..	Cotton yarns.....
267	Clinchfield Mfg. Co.....	Marion.....	Both.....	Wide print cloth.....
268	Cross Cotton Mills.....	do.....	Spinning..	Cotton knitting yarns.....
269	Marion Mfg. Co.....	do.....	Both.....	Wide print cloths.....
270	Capitola Mfg. Co.....	Marshall.....	Spinning..	40/2 tubes, skeins, and cones.....
271	Atherton Mills.....	Charlotte.....	Spinning..	Yarn.....
272	Barnhardt Mfg. Co.....	do.....	Carding..	Cotton batts and felts.....
273	Chadwick-Hoskins Co.....	do.....	Both.....	White lawn, print cloths, and sheetings
274	Elizabeth Mills Co.....	do.....	Spinning..	Yarns.....
275	Highland Park Mfg. Co.....	do.....	Both.....	Ginghams.....
276	Johnston Mfg. Co.....	do.....	Spinning..	Cotton yarn.....
277	Magnolia Mills.....	do.....	Spinning..	Carded hosiery splicing yarns.....
278	Robinson Spinning Co.....	do.....	Spinning..	Knitting and weaving yarns.....
279	Savona Mfg. Co.....	do.....	Both.....	Towels, napkins, table tops, damask, diaper cloth.....
280	Cornelius Cotton Mills.....	Cornelius.....	Both.....	Ginghams.....
281	Gem Yarn Mills Co.....	do.....	Spinning..	Fine carded yarns.....
282	Davidson Cotton Mills.....	Davidson.....	Spinning..	Yarns.....
283	Anchor Mills.....	Huntersville.....	Both.....	Dress ginghams and chambrays.....
284	The Thrift Mfg. Co.....	Paw Creek.....	Both.....	Gauze print cloths.....
285	Aileen Mills, Inc.....	Biscoe.....	Both.....	Yarns and wide sheeting.....
286	Rhyne-Anderson Mills.....	Troy.....	Spinning..	Yarns.....
287	Smitherman Cotton Mills.....	do.....	Both.....	Outing.....
288	County Moore Mills.....	Hemp.....	Weaving..	Fine and fancy goods, shirtings.....
289	High Falls Mfg. Co.....	High Falls.....	Spinning..	Cotton yarns.....
290	Vass Cotton Mill Co.....	Vass.....	Spinning..	Knitting yarns.....
291	Rocky Mount Mills.....	Rocky Mount.....	Spinning..	Cotton yarn.....
292	Bellville Cotton Mills.....	Wilmington.....	Both.....	Dress ginghams and novelties.....
293	Delgado Mills.....	do.....	Both.....	Dress ginghams.....
294	Durham Hosiery Mills, No. 7.....	Carrboro.....	Spinning..	Yarn.....
295	Belle-Vue Mfg. Co.....	Hillsboro.....	Both.....	Ginghams, dress goods.....
296	Eno Cotton Mills.....	do.....	Both.....	Ginghams, denim, shirtings.....
297	Elizabeth City Cotton Mills.....	Elizabeth City.....	Spinning..	Warp yarns.....
298	A. T. Baker & Co., Inc.....	Roxboro.....	Weaving..	Pushes, velvets, and velours.....

*Started operations July 1, 1924.

†Same as last report.

Continued.

Number Spindles	Number Looms	Number Cards	Power	Number Horse-power	Approximate Amount Raw Material Used, Pounds	Estimated Yearly Output	Days in Operation During Year	No.
15,744	430	35	electric.....	650	1,500,000	\$ 750,000	292	248
16,224		42	steam.....	450	2,032,849	899,169	267	249
17,000		70	steam and electric.....	675	1,710,628	925,398		250
5,616	100	25	electric.....	1,250	500,000	250,000	225	251
12,096		37	steam.....	400	1,291,984	531,200	262	252
10,880		40	electric.....	350	850,000	500,000	300	253
8,000		16	steam.....					254
1,360		5	steam.....	250	565,000	110,000		255
6,900								256
2,704			water.....	125	425,000	187,500	208	257
5,120		14	water.....	200	234,000	488,000	260	258
14,160		40	water.....	450	340,000	420,000	280	259
9,648		20	electric.....					260
3,000	108	12	electric.....					261
4,320		10	steam.....	145	300,000	150,000	220	262
3,276		6	steam and water.....	165	172,474	118,650		263
8,448		16	steam.....	350	733,000	445,000		264
14,052		36	steam.....	450	870,000	400,000		265
6,656		14	water.....	250	357,500	185,000	267	266
65,520	1,600	114	steam and electric.....	3,000	5,000,000	2,000,000	304	267
7,056		36	steam.....	250	1,400,000	500,000		268
35,840	840	60	steam.....	1,300	3,800,000	1,800,000	289	269
8,816		10	water.....	300	250,000	150,000	160	270
15,000		30	steam and electric.....	350	538,757	271,830		271
			electric.....	100	2,000,000	500,000	310	272
102,412	2,314	197	electric.....	5,000	6,423,657	3,445,030	262	273
16,350		20	steam and electric.....	400	†375,000	†300,000		274
45,372	1,805	100	electric.....	2,600	3,724,002	1,800,000	241	275
11,080		50	hydro-electric.....	525	1,745,000		300	276
6,144		9	electric.....	150	105,258	100,000	198	277
6,200		30	hydro-electric.....	300	499,500		260	278
18,500	730	60	electric.....	282	1,599,582			279
9,952	324	24	electric.....	570	9,000	488,000	180	280
10,764		32	electric.....	360	720,000	423,933	300	281
15,000			electric.....					282
10,948	400	31	steam and electric.....	700	800,000	480,000	250	283
26,720	594	56	electric.....	1,000	1,500,000	1,250,000	150	284
7,680	64	24	steam and electric.....	300	350,000	175,000	250	285
5,000		24	water.....	250	1,000,000	400,000	230	286
12,480	40	40	electric.....	550	1,250,000		300	287
	250		electric.....					288
4,080		16	water.....	260	564,212	210,000	265	289
5,760		14	electric.....	250	900,000	400,000	250	290
35,000		100	electric.....	1,600	3,930,745	1,664,000	274	291
7,616	348	16	steam.....	500	482,625	400,000		292
24,032	900	46	electric.....	800	1,392,000			293
10,080		43	electric.....	526	800,000	400,000	196	294
11,000	400		electric.....	500	1,042,233	600,000	271	295
26,336	1,121	77	electric.....	1,200	1,872,000	1,500,000	150	296
11,600		32	steam.....	500	986,915	382,367	268	297
	30		electric.....	75		1,000,000		298

TABLE No. 2—

No.	Mill	Postoffice	Spinning or Weaving; Spinning and Weaving	Class of Goods Manufactured
299	Laura Cotton Mills.....	Roxboro.....	Spinning..	Cotton yarns.....
300	Roxboro-Longhurst Cot. Mills.....	do.....	Spinning..	Cotton yarns.....
301	Greenville Cotton Mills.....	Greenville.....	Spinning..	Hosiery and underwear yarns.....
302	Sapona Cotton Mills.....	Asheboro.....	Both.....	Cotton yarns.....
303	Enterprise Mfg. Co.....	Coleridge.....	Spinning..	Yarns.....
304	The Randolph Mills, Inc.....	Franklinville.....	Weaving..	Sheetings, drills, flannels.....
305	Columbia Mfg. Co.....	Ramseur.....	Both.....	Sheetings.....
306	Deep River Mills, Inc.....	Randleman.....	Both.....	Ginghams, plaids.....
307	Leward Cotton Mills, Inc.....	Worthville.....	Both.....	Drills and sheetings.....
308	Entwistle Mfg. Co.....	Rockingham.....	Both.....	Print cloth.....
309	Great Falls Mfg. Co.....	do.....	Both.....	Drills, twills, tire fabrics, rope yarns..
310	Hannah Pickett Mills.....	do.....	Both.....	Wide print cloth.....
311	Leak, Wall & McRae.....	do.....	Both.....	Tieking.....
312	Ledbetter Mfg. Co.....	do.....	Spinning..	Cotton yarns.....
313	Pee Dee Mfg. Co.....	do.....	Both.....	Shirtings and plaids.....
314	Roberdel Mfg. Co.....	do.....	Both.....	Heavy plaids and ginghams.....
315	Steele's Mills.....	do.....	Both.....	Print cloths and shirtings.....
316	Jennings Cotton Mills, Inc.....	Lumberton.....	Spinning..	Cotton yarns.....
317	Nansfield Mills, Inc.....	do.....	Both.....	Cotton yarns, sateens.....
318	National Cotton Mills, Inc.....	do.....	Spinning..	Knitting yarns.....
319	Red Springs Cotton Mill Co.....	Red Springs.....	Both.....	Shirting.....
320	Ernaldson Cotton Mill Co.....	St. Pauls.....	Spinning..	Carded cotton yarns.....
321	The McEachern Cotton Mill Co., Inc.....	do.....	Spinning..	Cotton yarns, cones, tubes, skeins....
322	St. Pauls Cotton Mill Co.....	do.....	Spinning..	Yarns.....
323	Draper American Mill*.....	Draper.....	Both.....	Cotton blankets.....
324	Wearwell Sheetting Mill*.....	do.....	Both.....	Sheeting.....
325	Bedsread Mill.....	Leaksville.....	Both.....	Cotton bedspreads.....
326	Washington Mills.....	Mayodan.....	Spinning..	Hosiery yarns.....
327	Edna Cotton Mills.....	Reidsville.....	Weaving..	3-leaf twills.....
328	Leaksville Cotton Mills.....	Spray.....	Both.....	Outings and drills.....
329	Lily Mill*.....	do.....	Both.....	Ginghams.....
330	Morehead Cotton Mills Co.....	do.....	Spinning..	Cotton yarns.....
331	Nantucket Mill*.....	do.....	Both.....	Ginghams, outing flannels.....
332	Rhode Island Mill*.....	do.....	Both.....	Cotton blankets.....
333	Spray Cotton Mills.....	do.....	Spinning..	Weaving yarns.....
334	China Grove Cotton Mills Co.....	China Grove.....	Spinning..	Yarns.....
335	Patterson Mfg. Co.....	do.....	Both.....	Yarns and sheetings.....
336	Swink Mfg. Co.†.....	do.....	Both.....	Cotton goods.....
337	Corriher Mills Co.....	Landis.....	Spinning..	Weaving yarns.....
338	Linn Mills Co.....	do.....	Spinning..	Medium yarns.....
339	Barringer Mfg. Co.....	Rockwell.....	Spinning..	Yarns.....
340	Diamond Cotton Mills.....	Salisbury.....	Spinning..	Yarn.....
341	Ivy Damask Mill‡.....	do.....	Weaving..	Table damask.....
342	Kesler Mfg. Co.....	do.....	Both.....	Sheetings.....
343	Klumae Cotton Mills, Inc.....	do.....	Both.....	Cotton damask, dress goods.....
344	Marsh Cotton Mills, Inc.....	do.....	Both.....	Novelty jacquards.....
345	Rowan Cotton Mills Co.....	do.....	Spinning..	Combed knitting yarns.....
346	Salisbury Cotton Mills.....	do.....	Both.....	Colored cloth.....
347	Vance Cotton Mills.....	do.....	Both.....	Pajama checks, sheeting, yarns.....
348	Haynes Mill.....	Avondale.....	Both.....	Cheviots.....
349	The Henrietta Mills.....	Caroleen.....	Both.....	Prints, sheeting, and yarns.....

*Department of Carolina Cotton and Woolen Mills Co. †Under construction. ‡Idle, 1924.
§Same as last report.

COTTON MILLS

33

Continued.

Number Spindles	Number Looms	Number Cards	Power	Number Horse-power	Approximate Amount Raw Material Used, Pounds	Estimated Yearly Output	Days in Operation During Year	No.
3,264		15	steam and water	125	475,957	\$	275	299
38,680		197	electric	2,400	4,815,218		278	300
10,560		56	steam	400	1,250,000	500,000	300	301
12,000	116	42	electric	400	998,000		275	302
3,000		11	water and electric	527	400,000	150,000	210	303
12,464	360	39	water, steam, and electric	550	1,270,000	690,000	200	304
11,280	300	30	steam, water, and electric	400	707,660	400,000	208½	305
20,784	776	77	electric	1,000	2,203,606	1,400,000	292	306
10,256	280	42	steam and electric	450	501,600	500,000	180	307
44,640	1,000	74	electric	1,200	2,400,000	978,000	305	308
10,624	254	36	water, steam, and electric	700	90,000	450,000	264	309
82,000	1,808	167	electric	3,600	3,000,000	1,500,000	312	310
10,272	300	33	electric, steam, and water	960	1,222,000	547,750		311
8,000		24	water	300	1,000,000	300,000	261	312
18,752	854		electric	900	2,257,000			313
32,236	1,150	91	water and electric	1,290	1,644,000			314
35,500	856	64	water and electric	1,200	2,500,000	1,250,000	300	315
16,876		61	steam	350	2,000,000	854,594		316
39,740	600	99	electric	1,489	2,192,861	985,413		317
15,360		32	electric	500	1,275,000		278	318
6,960	160	22	electric	225	738,795	300,000	296	319
8,000		25	electric	410	1,070,954	427,700	412	320
5,040		17	electric	200	711,479	282,598	230	321
18,960		49	electric	800	2,018,695	917,951	285	322
32,848	480	106	electric	2,100	5,638,243	3,172,000	268	323
22,944	500	80	electric	1,200	4,054,447	1,740,000	264	324
17,280	254	107	electric	300	3,500,000	1,500,000	260	325
24,696		126	steam and water					326
25,300	540	40	steam and electric	1,000	1,200,000	630,000	260	327
5,824	596	12	water and steam	450	540,000	400,000	183	328
13,128	500	33	electric	700	774,652	600,000	237	329
13,440		20	steam and water	400	1,200,000	400,000	242	330
17,568	732	39	electric	800	1,018,394	615,000	215	331
13,040	267	60	electric	930	2,871,371	1,385,000	280	332
25,968		71	steam and water	900	2,500,000	1,000,000	240½	333
22,000		60	electric					334
11,056	170	46	electric	722	1,036,653	510,000	240	335
								336
9,072		42	electric	332	1,026,823	481,193	280	337
19,892		79		962	3,173,246	1,415,722	280	338
9,484		25	electric	275	750,000		300	339
7,396		30	steam and electric	200				340
			electric	200				341
27,546	607	62	electric	1,300	2,000,000	1,750,000	290	342
6,000	114	22	electric	150	500,000		243	343
4,326	110	14	electric	175	250,000			344
6,048		36	electric	300	1,250,000	500,000	302	345
30,016	653	68	electric	1,800	3,750,000	2,000,000	266	346
20,016	200	32	steam and electric	500	\$924,588	\$495,449		347
19,572	560		electric					348
75,116	1,769	209	steam, water, and electric	3,185	7,868,160	2,979,613	209	349

TABLE No. 2—

No.	Mill	Postoffice	Spinning or Weaving; Spinning and Weaving	Class of Goods Manufactured
350	Cliffside Mills.....	Cliffside.....	Both.....	Gingham and cheviot.....
351	Alexander Mfg. Co.....	Forest City.....	Both.....	Yarns and bed sheeting.....
352	The Florence Mills.....	do.....	Both.....	Cotton flannel.....
353	The Cleghorn Mills.....	Rutherfordton.....	Spinning..	Combed peeler yarns.....
354	Grace Cotton Mills Co.....	do.....	Spinning..	Combed peeler yarns.....
355	The Spenceer Mills Co.....	Spindale.....	Spinning..	Combed peeler yarns.....
356	The Spindale Mills Co.....	do.....	Spinning..	Combed peeler yarns.....
357	Stonecutter Mills Co.....	do.....	Weaving..	Gingham.....
358	Morgan Cotton Mills, Inc.....	Laurel Hill.....	Both.....	Yarns and tire fabrics.....
359	Diekson Cotton Mill.....	Laurinburg.....	Spinning..	Cotton yarns.....
360	Prinee Cotton Mills.....	do.....	Spinning..	Yarns.....
361	Seotland Cotton Mills.....	do.....	Spinning..	Yarns.....
362	Waverly Cotton Mills.....	do.....	Spinning..	Yarns.....
363	Efird Mfg. Co.....	Albemarle.....	Spinning..	Hosiery yarns.....
364	Wisasett Mills Co.....	do.....	Spinning..	Cotton yarns, carded and combed.....
365	Norwood Mfg. Co.....	Norwood.....	Spinning..	Carded and combed yarns.....
366	Oakboro Cotton Mills Co.....	Oakboro.....	Spinning..	Fine combed yarns.....
367	Laurel Bluff Cotton Mill.....	Mount Airy.....	Spinning..	Coarse yarns.....
368	W. S. Grey Cotton Mills.....	Brevard.....	Spinning..	Carded yarns.....
369	Marshville Mfg. Co.....	Marshville.....	Weaving..	Tire fabrics.....
370	Icemorlee Cot. Mill, Inc., No. 1.....	Monroe.....	Spinning..	Yarn.....
371	Icemorlee Cot. Mills, Inc., No. 2.....	do.....	Spinning..	Yarn.....
372	Manetta-Monroe Mill.....	do.....	Both.....	Wide sheetings.....
373	Rodman-Heath Cotton Mill.....	Waxhaw.....	Spinning..	Yarns.....
374	Harriett Cotton Mills.....	Henderson.....	Spinning..	Hosiery yarns.....
375	Henderson Cotton Mills.....	do.....	Both.....	Sheeting and yarns.....
376	Neuse Mfg. Co.....	Neuse.....	Both.....	Blue and gray chambray.....
377	Caraleigh Mills Co.....	Raleigh.....	Both.....	Dress goods.....
378	Consolidated Textile Corp. (Pilot Div.).....	do.....	Both.....	Chambrays.....
379	Raleigh Cotton Mills.....	do.....	Spinning..	Single and 2-ply white carded 20s to 30s.....
380	Royall Cotton Mills.....	Wake Forest.....	Both.....	Tubes, skeins, gray sheeting.....
381	The Peek Mfg. Co.....	Warrenton.....	Spinning..	Cotton yarns.....
382	The Borden Mfg. Co.....	Goldsboro.....	Spinning..	Hosiery and underwear yarns.....
383	Ronda Cotton Mills, Inc.....	Ronda.....	Spinning..	Yarns.....
384	Grier Cotton Mills.....	No. Wilkesboro.....	Spinning..	Hosiery yarns.....
385	Roaring River Yarn Mills.....	do.....	Spinning..	Hosiery yarns.....
386	Wilson Cotton Mills Co.....	Wilson.....	Spinning..	Yarns for knitting and weaving.....

*Same as last report.

Continued.

Number Spindles	Number Looms	Number Cards	Power	Number Horse-power	Approximate Amount Raw Material Used, Pounds	Estimated Yearly Output	Days in Operation During Year	No.
60,832	2,084	144	water, steam, and electric.	3,450	5,000,000	\$-----	254	350
15,840	188	63	electric.....	500	2,500,000	-----	300	351
19,920	536	72	electric.....	1,000	2,500,000	-----	300	352
7,328	-----	24	electric.....	477	683,344	473,976	262	353
6,048	-----	20	electric.....	494	562,464	391,184	262	354
8,770	-----	16	electric.....	150	505,000	395,000	279	355
10,448	-----	28	electric.....	200	850,000	450,000	285	356
-----	504	-----	electric.....	450	-----	1,100,000	261	357
15,000	20	55	electric.....	900	2,000,000	875,000	304	358
20,000	-----	42	electric.....	550	1,273,137	534,891	262	359
1,300	-----	85	electric.....	600	2,391,980	848,730	254	360
12,000	-----	27	electric.....	250	690,470	272,604	270	361
20,000	-----	56	electric.....	525	1,386,660	567,201	270	362
51,128	-----	257	electric.....	2,300	4,000,000	2,400,000	267	363
94,896	-----	475	electric.....	4,000	10,750,000	4,500,000	268	364
30,200	-----	85	electric.....	1,400	650,000	900,000	303	365
6,048	-----	18	electric.....	200	143,431	400,000	132	366
4,000	-----	10	water.....	100	100,000	35,000	200	367
6,116	-----	14	electric.....	200	-----	-----	-----	368
2,800	4	-----	electric.....	200	100,000	500,000	-----	369
10,080	-----	60	electric.....	600	4,500,000	1,500,000	288	370
2,448	-----	8	electric.....	160	250,000	100,000	288	371
10,000	194	22	electric.....	-----	-----	-----	-----	372
6,256	-----	50	steam.....	180	208,000	-----	-----	373
60,792	132	-----	steam and electric.....	2,015	8,650,000	3,500,000	-----	374
43,392	132	-----	steam and electric.....	1,667	5,250,000	2,000,000	-----	375
8,000	216	22	water, steam, and electric.	750	693,416	383,000	243	376
15,680	520	30	electric.....	750	850,000	840,000	190	377
10,752	500	41	electric.....	750	1,231,075	900,000	205	378
13,920	-----	-----	electric.....	600	1,500,000	750,000	180	379
16,000	186	52	hydro-electric.....	850	2,243,310	-----	296	380
5,760	-----	26	electric.....	550	866,500	-----	260	381
18,500	-----	-----	electric.....	750	1,200,000	800,000	248	382
5,472	-----	28	steam and electric.....	300	1,573,903	513,680	314	383
7,000	-----	-----	electric.....	275	*1,120,000	*400,000	-----	384
4,200	-----	-----	water.....	160	*360,000	*200,000	-----	385
6,240	-----	21	steam.....	300	810,213	334,324	262	386

TABLE No. 3—Mills, Number of Hours

No.	Mill	Postoffice	Number Hours Worked		
			Day	Night	Week
1	Aurora Cotton Mills.....	Burlington.....	10	11	110
2	Burlington Mills, Inc.....	do.....	11		60
3	Elmira Cotton Mills Co.....	do.....	10		55
4	Glencoe Mills.....	do.....	10		55
5	E. M. Holt Plaid Mills, Inc.....	do.....	10	11	55
6	King Cotton Mills Corp.....	do.....	10	11	55
7	The Lakeside Mills.....	do.....			55
8	Stevens Mfg. Co.....	do.....	10		55
9	Consolidated Textile Corp. (Hopedale Div.)..	Elon College.....	10	10	55
10	Consolidated Textile Corp. (Ossipee Div.)....	do.....	10		55
11	Holt, Gant & Holt Cotton Mfg. Co.....	do.....	10		55
12	Glen Raven Cotton Mills.....	Glen Raven.....	10		55
13	L. Banks Holt Mfg. Co.....	Graham.....	10		55
14	Sidney Cotton Mills.....	do.....			55
15	Travora Mfg. Co.....	do.....	10		55
16	White-Williamson Co.....	do.....	10		55
17	Holt-Granite Puritan Mills.....	Haw River.....	10		55
18	Travora Mfg. Co., No. 2.....	do.....	10		55
19	Durham Hosiery Mills, No. 15.....	Mebane.....	10		55
20	Virginia Cotton Mills.....	Sweptonville.....	9		55
21	Rockyface Spinning Co.....	Stony Point.....	11	12	60
22	Watts Spinning Co.....	do.....	10	10	60
23	Liledoun Mfg. Co.....	Taylorsville.....	11	12	60
24	Miller Mfg. Co.....	do.....	11	12	60
25	North State Cotton Mill Co.....	do.....			60
26	Taylorsville Cotton Mill Co.....	do.....	11	12	60
27	Wade Mfg. Co.....	Wadesboro.....			
28	Wadesboro Cotton Mills Co.....	do.....	10		60
29	Bladenboro Cotton Mills.....	Bladenboro.....	11		55
30	Asheville Cotton Mills.....	Asheville.....			55
31	French Broad Mill (Martel Mills, Inc.).....	do.....	10	11	55
32	Henry River Mfg. Co.....	Henry River.....	10	10	
33	Alpine Cotton Mills.....	Morganton.....			60
34	Valdese Mfg. Co.....	Valdese.....	10		
35	Brown Mfg. Co.....	Concord.....			
36	Cabarrus Cotton Mills*.....	do.....			
37	Cannon Mfg. Co.....	do.....	10		55
38	Franklin Cotton Mills, Inc.....	do.....	10½	11	55
39	Gibson Mfg. Co.....	do.....	10	11	55
40	Hartsell Mills Co.....	do.....	10	10	55
41	Hobarton Mfg. Co.....	do.....			
42	Locke Cotton Mills Co.....	do.....	10		55
43	Norcott Mills Co.....	do.....			
44	Renfrew Mfg. Co.....	do.....	10	11	110
45	Roberta Mfg. Co.....	do.....	10	11	55
46	White-Parks Mills Co.....	do.....	10	11	55
47	Cabarrus Cotton Mills Co.....	Kannapolis.....	10		55
48	Cannon Mfg. Co.....	do.....	10		55
49	Halifax Cotton Mills, Inc., No. 2†.....	Mount Pleasant.....	10		55
50	Tuscarora Cotton Mill.....	do.....	9	9	54
51	Dudley Shoals Cotton Mill Co.....	Granite Falls.....	11	12	60
52	Falls Mfg. Co.....	do.....	11	12	60

*Branch of Kannapolis. †Branch of South Boston, Va.

Worked, Wages, When Paid, Etc.

Employees				Wages				When Paid	What Per Cent Read and Write?	Esti- mated Number Persons Depend- ent on Mills	No.
Male	Female	Children	Total	Highest Paid Men	Lowest Paid Men	Highest Paid Women	Lowest Paid Women				
250	120	8	378	\$ 7.50	\$ 2.20	\$ 3.50	\$ 2.20	weekly.....	95	1,000	1
120	120	-----	240	5.00	2.00	4.16	2.00	weekly.....	50	250	2
167	58	-----	225	4.50	2.60	4.00	1.80	weekly.....	93	800	3
93	39	2	134	6.60	2.10	2.38	2.10	weekly.....	90	500	4
181	50	7	238	8.33	1.50	4.50	1.60	weekly.....	95	1,147	5
50	25	25	100	4.75	1.91	2.16	2.10	weekly.....	95	350	6
37	38	-----	75	-----	-----	-----	-----	weekly.....	-----	250	7
25	10	-----	35	5.83	3.33	4.16	2.50	weekly.....	80	100	8
78	35	7	110	-----	-----	-----	-----	weekly.....	95	350	9
143	45	22	210	-----	-----	-----	-----	weekly.....	95	700	10
97	54	5	156	6.00	2.30	3.00	2.00	weekly.....	75	500	11
66	23	5	89	3.95	2.01	3.45	2.42	weekly.....	-----	250	12
275	200	75	550	5.00	2.08	4.16	2.08	weekly.....	98	2,000	13
45	30	-----	75	6.00	2.15	3.33	2.00	weekly.....	100	200	14
76	35	-----	111	5.00	1.75	3.50	1.50	weekly.....	95	250	15
93	37	13	143	4.85	2.75	3.00	2.75	weekly.....	90	275	16
252	120	26	398	7.15	1.83	4.33	1.83	weekly.....	98	1,700	17
43	27	-----	70	5.00	1.75	3.50	1.50	weekly.....	80	200	18
36	30	-----	66	3.50	2.00	3.16	1.33	weekly.....	90	198	19
196	57	12	265	7.00	2.20	4.00	2.42	weekly.....	99	800	20
62	54	16	132	5.00	1.66	2.50	.83	weekly.....	50	110	21
80	57	-----	137	5.83	2.16	3.33	2.16	weekly.....	100	300	22
72	43	-----	115	5.78	1.33	1.83	.83	weekly.....	80	500	23
61	44	-----	105	6.60	1.35	2.05	1.00	weekly.....	80	500	24
-----	-----	-----	-----	-----	-----	-----	-----	-----	-----	-----	25
73	52	-----	125	5.50	1.00	2.00	.83	weekly.....	80	600	26
110	80	10	200	-----	-----	-----	-----	-----	-----	600	27
85	35	10	130	3.33	1.50	3.00	1.50	weekly.....	95	325	28
365	123	24	512	3.00	2.00	2.50	1.50	semi-monthly..	90	1,250	29
138	70	11	219	4.25	1.83	4.00	1.50	weekly.....	93	800	30
90	40	12	142	4.83	2.00	3.00	2.00	weekly.....	95	600	31
35	31	10	76	4.16	1.75	2.66	1.50	weekly.....	85	225	32
85	86	24	195	7.00	2.00	2.50	1.50	weekly.....	-----	400	33
101	104	-----	205	3.33	2.00	2.13	1.66	weekly.....	97	500	34
280	190	30	500	-----	-----	-----	-----	-----	-----	1,500	35
125	150	-----	275	-----	-----	-----	-----	-----	-----	825	36
360	183	27	570	6.00	2.00	3.00	1.75	tri-weekly....	90	1,200	37
135	85	-----	220	-----	-----	-----	-----	-----	-----	660	38
318	121	-----	439	9.18	4.84	8.50	4.47	semi-weekly....	95	1,000	39
250	100	15	365	5.83	2.00	4.80	1.66	weekly.....	50	450	40
-----	-----	-----	-----	-----	-----	-----	-----	-----	-----	-----	41
200	300	95	595	-----	-----	-----	-----	weekly.....	95	2,000	42
110	140	-----	250	-----	-----	-----	-----	-----	-----	750	43
90	20	-----	110	4.58	2.01	3.00	1.83	weekly.....	80	200	44
50	75	-----	125	6.00	-----	3.00	-----	semi-monthly..	95	300	45
20	20	-----	40	4.16	1.50	2.50	1.66	semi-monthly..	95	75	46
1,300	1,000	200	2,500	-----	-----	-----	-----	-----	-----	7,500	47
1,880	800	120	2,800	7.00	2.00	3.00	1.75	tri-weekly....	90	7,600	48
20	18	2	40	-----	-----	-----	-----	-----	-----	160	49
40	20	5	65	4.00	2.50	2.50	1.75	semi-monthly..	95	125	50
37	38	5	80	3.00	2.00	2.50	1.75	semi-monthly..	95	200	51
33	30	4	67	3.00	2.00	2.75	1.75	weekly.....	96	180	52

TABLE NO. 3—

No.	Mill	Postoffice	Number Hours Worked		
			Day	Night	Week
53	Granite Falls Mfg. Co.....	Granite Falls.....	11		60
54	Southern Mfg. Co.....	do.....			
55	Caldwell Cotton Mills.....	Lenoir.....			
56	Hudson Cotton Mfg. Co.....	do.....	10	10	60
57	Lenoir Cotton Mills.....	do.....	10	10	60
58	Moore Cotton Mill Co.....	do.....	10	10	60
59	Nelson Cotton Mill.....	do.....			
60	Steele Cotton Mill Co.....	do.....	10	10	60
61	Whitnel Cotton Mill Co.....	do.....	10	10	60
62	United Mills Co.....	Mortimer.....	11		60
63	Watts Cotton Mill Co.....	Patterson.....	11	12	120
64	Rhodhiss Mills Co.....	Rhodhiss.....	11		60
65	Brookford Mills Co.....	Brookford.....	11	12	60
66	Blue Ridge Cotton Mills.....	Newton.....	11		55
67	Hickory Spinning Co.....	Hickory.....	11		60
68	Ivey Mill Co.....	do.....	11		60
69	A. A. Shuford Mill Co.....	do.....	11		60
70	Long Island Cotton Mills Co.....	Long Island.....	9	9	55
71	Carolina Cotton Mills.....	Maiden.....	10	10	60
72	Center Cotton Mills*.....	do.....	11		60
73	James Cotton Mills, Inc.....	do.....	10	11	55
74	Liberty Spinning Co., Inc.....	do.....	11	12	60
75	Union Cotton Mills†.....	do.....			
76	Catawba Cotton Mills.....	Newton.....	11		60
77	City Cotton Mills Co.....	do.....			60
78	Clyde Mill Co.‡.....	do.....			
79	Newton Mill Co.‡.....	do.....			
80	Yount Cotton Mills.....	do.....	11		60
81	J. M. Odell Mfg. Co.....	Pittsboro.....			60
82	Hadley-Peoples Mfg. Co.....	Siler City.....	10		60
83	Edenton Cotton Mills.....	Edenton.....	10		55
84	Minnett Mills.....	Grover.....	10	10	55
85	Bonnie Cotton Mill.....	Kings Mountain.....	10		60
86	Cora Cotton Mills.....	do.....	10		60
87	Dilling Cotton Mills.....	do.....			60
88	Kings Mountain Mfg. Co.....	do.....	10		60
89	Margrace Mills, Inc.....	do.....	11	12	60
90	Mason Cotton Mills Co.....	do.....	10	10	60
91	Park Yarn Mills Co.....	do.....	11		60
92	Patricia Mills, Inc.....	do.....	11	12	60
93	Pauline Mills.....	do.....	11		60
94	Phenix Mills Co.....	do.....	10		60
95	Sadie Cotton Mills.....	do.....	11		60
96	Cleveland Mill and Power Co.....	Lawndale.....	11		60
97	Belmont Cotton Mill Co.....	Shelby.....	10	10	60
98	Catherine Mill Co.....	do.....	11	12	60
99	Consolidated Textile Corp. (Ella Div.).....	do.....	11	12	60
100	Double Shoals Mfg. Co.....	do.....	11		60
101	Dover Mill Co.....	do.....	10	12	60
102	Eastside Mfg. Co.....	do.....	10	10	
103	Lily Mill and Power Co.....	do.....	11	12	60
104	Shelby Cotton Mills.....	do.....	11	11	55

*Same as last report. †Branch American Yarn and Processing Co. ‡Idle.

Continued.

Employees				Wages				When Paid	What Per Cent Read and Write?	Estimated Number Persons Dependent on Mills	No.
Male	Female	Children	Total	Highest Paid Men	Lowest Paid Men	Highest Paid Women	Lowest Paid Women				
176	88	10	264	\$.....	\$.....	\$.....	\$.....	weekly.....			53
-----	-----	-----	-----	-----	-----	-----	-----	-----	-----	-----	54
-----	-----	-----	-----	-----	-----	-----	-----	-----	-----	-----	55
35	50	-----	85	4.50	2.00	2.35	1.50	weekly.....	90	150	56
50	60	-----	110	5.50	1.50	2.35	1.50	weekly.....	90	175	57
57	43	-----	100	4.70	1.70	3.00	1.50	weekly.....	90	160	58
-----	-----	-----	-----	-----	-----	-----	-----	-----	-----	-----	59
60	40	3	103	8.00	2.00	3.00	1.50	weekly.....	95	309	60
66	51	-----	117	4.75	1.75	3.00	1.50	weekly.....	90	185	61
46	52	-----	98	3.00	1.50	2.33	1.00	semimonthly..	70	200	62
41	33	6	80	5.83	1.92	2.00	1.45	weekly.....	98	350	63
300	75	30	405	6.00	2.00	3.33	1.66	weekly.....	65	1,100	64
240	110	50	400	4.40	1.50	3.83	1.40	weekly.....	69	925	65
14	16	-----	30	3.00	1.50	1.66	1.25	-----	-----	-----	66
65	78	-----	143	3.58	1.50	2.66	1.00	weekly.....	90	300	67
95	50	8	153	-----	-----	-----	-----	weekly.....	-----	453	68
52	37	5	94	-----	-----	-----	-----	weekly.....	-----	282	69
42	53	-----	95	2.50	1.50	2.08	1.50	weekly.....	90	525	70
70	45	-----	115	5.00	2.00	2.65	1.65	weekly.....	85	500	71
30	15	4	49	3.33	1.25	1.50	1.33	weekly.....	95	138	72
50	30	4	84	4.16	1.66	3.00	1.33	weekly.....	.95	252	73
15	13	3	31	3.33	1.66	2.00	1.33	weekly.....	95	90	74
-----	-----	-----	-----	-----	-----	-----	-----	-----	-----	-----	75
35	25	-----	60	5.00	1.66	2.83	1.50	-----	98	175	76
58	21	-----	79	6.66	2.00	2.33	1.50	weekly.....	95	150	77
-----	-----	-----	-----	-----	-----	-----	-----	-----	-----	-----	78
-----	-----	-----	-----	-----	-----	-----	-----	-----	-----	-----	79
36	26	5	67	5.00	1.66	2.83	1.50	weekly.....	98	185	80
55	40	-----	95	8.33	3.16	5.16	2.63	semimonthly..	100	285	81
50	60	-----	110	3.50	2.00	3.50	1.50	semimonthly..	90	500	82
90	52	10	152	7.00	1.50	4.16	1.50	weekly.....	90	500	83
40	10	6	56	6.00	2.00	4.00	1.66	weekly.....	100	150	84
60	40	5	105	6.00	2.00	3.00	1.50	weekly.....	90	400	85
75	75	25	175	2.66	1.87	2.50	1.33	weekly.....	80	500	86
60	30	10	100	3.50	2.00	2.00	1.80	weekly.....	90	350	87
25	25	15	65	2.62	1.75	2.25	1.50	weekly.....	80	300	88
100	25	15	140	6.00	2.50	4.63	2.50	weekly.....	100	300	89
54	62	-----	116	7.00	1.75	3.33	2.00	-----	90	200	90
58	25	10	83	3.33	1.30	2.50	1.45	weekly.....	90	150	91
36	10	4	50	6.00	2.50	4.00	2.50	weekly.....	100	150	92
45	15	5	65	4.00	2.00	4.00	2.25	weekly.....	100	150	93
118	51	11	180	4.66	2.00	3.33	2.00	weekly.....	90	400	94
15	18	4	37	4.03	1.92	2.20	1.65	weekly.....	90	100	95
119	45	47	211	2.50	1.60	2.40	1.60	weekly.....	95	600	96
55	40	-----	95	5.00	2.00	3.00	2.00	weekly.....	98	150	97
30	4	-----	34	5.72	2.20	3.02	2.42	weekly.....	100	100	98
92	46	10	148	6.60	1.89	3.66	2.42	weekly.....	95	300	99
38	37	-----	75	6.00	1.55	2.00	1.25	weekly.....	90	-----	100
180	100	10	290	4.16	2.00	4.16	2.10	weekly.....	96	500	101
100	75	-----	175	6.00	2.00	4.41	2.10	weekly.....	98	500	102
84	51	-----	135	5.60	2.09	3.90	1.10	weekly.....	90	550	103
100	140	10	250	4.16	2.00	3.66	1.50	weekly.....	95	600	104

TABLE No. 3—

No.	Mill	Postoffice	Number Hours Worked		
			Day	Night	Week
105	Corley Mills, Inc.	Cumberland	11	12	60
106	Cape Fear Cotton Mills*	Fayetteville	11	12	60
107	Holt-Williamson Mfg. Co.	do.	10	11	60
108	Holt-Granite Puritan Mills	do.			
109	Tolar, Hart & Holt Mills	do.	10		55
110	The Victory Mfg. Co.	do.	10		55
111	Rockfish Mills, Inc.	Hope Mills	10	10	60
112	Dacotah Cotton Mills, Inc.	Lexington	10	11	
113	Erlanger Cotton Mills Co.	do.	10	11	55
114	Nokomis Cotton Mills	do.			55
115	The Wabena Mills, Inc.	do.	10		55
116	Wenonah Cotton Mills Co.	do.	10		55
117	Amazon Cotton Mills	Thomasville	10		55
118	Jewel Cotton Mills	do.	10	12	60
119	Erwin Cotton Mills Co., No. 3	Cooleemee	9 ¹		56
120	Durham Hosiery Mills, No. 6	Durham	10		55
121	Golden Belt Mfg. Co.	do.	9		55
122	Morven Cotton Mills, Inc.	do.	10	11	55
123	Pearl Cotton Mills	do.	9		56
124	Durham Cotton Mfg. Co.	East Durham	10		56
125	Erwin Cotton Mills Co., No. 1	West Durham	9		56
126	Erwin Cotton Mills Co., No. 4	West Durham	9		56
127	Fountain Cotton Mills	Tarboro	10		60
128	Hart Cotton Mills, Inc.	do.	10		60
129	Arista Mills Co.	Winston-Salem	10		55
130	Inverness Mills Co.	do.	10	11	55
131	Sterling Cotton Mills	Franklinton	11	12	55
132	Aeme Spinning Co.	Belmont	11	11	55
133	The Chronicle Mills	do.	11	11	55
134	Climax Spinning Co.	do.	11	11	60
135	Crescent Spinning Co.	do.	11	11	55
136	Eagle Yarn Mills, Inc.	do.			
137	Imperial Yarn Mills, Inc.	do.	11	11	55
138	Linford Mills, Inc.	do.	11	11	55
139	Majestic Mfg. Co.	do.	11	12	60
140	National Yarn Mills, Inc.	do.	11	11	55
141	Perfection Spinning Co.	do.	11	11	55
142	Sterling Spinning Co.	do.	11	12	60
143	Stowe Spinning Co.	do.			
144	American Cotton Mills Co.	Bessemer City	10	12	60
145	Gambrill & Melville Mills	do.			55
146	George Cotton Mills	do.			
147	McLean Mfg. Co.	do.	11	11	55
148	Osage Mfg. Co.	do.	10	11	55
149	Southern Cotton Industries	do.			
150	Carlton Yarn Mills, Inc.	Cherryville			60
151	Cherryville Mfg. Co.	do.	11	12	60
152	Gaston Mfg. Co.	do.	11		60
153	Howell Mfg. Co.	do.	11	12	60
154	Melville Mfg. Co.	do.	11		60
155	Rhyne-Houser Mfg. Co.	do.	11	12	60
156	Vivian Spinning Co.	do.	10		60

*Office at St. Pauls.

Continued.

Employees				Wages				When Paid	What Per Cent Read and Write?	Estimated Number Persons Dependent on Mills	No.
Male	Female	Children	Total	Highest Paid Men	Lowest Paid Men	Highest Paid Women	Lowest Paid Women				
104	58	6	168	\$ 6.33	\$ 1.75	\$ 3.00	\$ 1.75	weekly	75	400	105
87	43		130	5.33	2.50	4.00	1.50	weekly	45	400	106
120	125	25	270	7.00	1.50	2.50	1.33	weekly	50	500	107
140	85		225	4.50	1.50	4.00	1.50	weekly	95	500	108
50	30	6	86	5.83	1.92	2.50	1.43	weekly	90	200	109
90	60	15	165	5.50	1.83	3.00	1.50	weekly	90	400	110
135	88	14	237	4.50	1.75	2.55	1.50	weekly	80	1,000	111
125	90	10	225	5.00	2.75	4.66	2.75	weekly		800	112
450	300		750	5.83	2.00	4.00	1.66	weekly	80	2,000	113
60	65	5	130	3.48	2.47	3.00	2.00	weekly	90	390	114
8	7		15	3.00		3.00		weekly	100	40	115
175	75	25	275	4.33	2.50	3.33	2.16	weekly		400	116
102	73		175	3.65	2.50	2.50	1.75	weekly	98	250	117
85	90		175	5.50	2.20	2.50	2.00	weekly	96	300	118
465	148	65	678	5.70	2.05	3.65	1.40	weekly	99	2,500	119
104	55		159	4.16	1.83	3.50	1.83	weekly	90	472	120
139	52	12	203	7.50	2.47	3.86	2.00	weekly	90	500	121
90	42	4	136	6.66	2.33	5.83	2.33	weekly	100	200	122
97	44	6	147	4.20	2.50	3.66	2.08	weekly	97	400	123
198	107	22	327	4.66	2.33	3.50	2.24	weekly	95	1,000	124
384	99	20	503	5.70	2.50	4.30	1.40	weekly	95	1,509	125
368	197	30	565	5.70	2.50	5.20	1.40	weekly	95	1,695	126
125	90		215	3.33	2.00	2.50	1.00	weekly	90	600	127
125	59	16	200	7.00	1.75	3.50	1.00	weekly	90	600	128
150	150		300					weekly		1,000	129
70	40	15	125	6.35	2.00	2.50	1.50	weekly	75	375	130
125	75	34	234	5.50	1.76	4.49	1.30	weekly	98	750	131
128	81		209	6.60	2.20	3.25	2.00	weekly	95	400	132
70	45	15	130	5.04	2.00	2.83	1.66	weekly	90	300	133
140	90	10	240	5.04	2.00	3.00	1.66	weekly	90	600	134
90	59		149	5.95	2.00	2.50	1.66	weekly		375	135
80	55	17	152	5.04	2.33	3.33	2.00	weekly	90	300	137
107	71	22	200	5.04	1.83	2.84	1.28	weekly	85	500	138
114	56	6	176	5.04	2.00	3.00	1.66	weekly	95	400	139
100	50	20	170	5.04	2.00	3.00	2.00	weekly	90	400	140
106	86	4	196	6.60	2.20	3.91	1.50	weekly	95	375	141
92	59		151	5.04	2.00	3.00	1.66	weekly	90	400	142
206	124		330	6.66	2.00	3.33	2.00	weekly	80	1,000	144
127	63		190					weekly			145
83	71		154	8.33	2.00	4.33	1.90	weekly	90	500	147
150	90	15	255	7.00	1.80	3.50	1.50	weekly	90	600	148
40	60	20	120	3.33	2.00	3.00	1.66	weekly	95	300	150
90	25	10	125	4.16	2.00	3.66	1.83	weekly	85	625	151
60	40		100	5.00	1.50	2.50	1.50	weekly	90	500	152
100	50	5	155	4.16	2.16	3.66	2.00		90	800	153
54	37	2	93					weekly		279	154
60	40		100	4.00	2.00	3.00	1.83	weekly	98	175	155
75	100	10	185	2.50	2.00	2.50	2.00	weekly	100	300	156

TABLE No. 3—

No.	Mill	Postoffice	Number Hours Worked		
			Day	Night	Week
157	Cramerton Mills, Inc.....	Cramerton.....	10	10	55
158	Dorothy Mfg. Co.*.....	Dallas.....	11	60
159	Arkray Mills, Inc.....	Gastonia.....	11
160	Arlington Cotton Mills.....	do.....	11	55
161	Armstrong Cotton Mills Co.....	do.....	11	12	55
162	Art Cloth Mills.....	do.....
163	The Avon Mills.....	do.....	10	12	60
164	Buffalo Mills, Inc.....	do.....	8	48
165	Clara Mfg. Co.....	do.....	11	12	55
166	Dixon Cotton Mills.....	do.....
167	Dunn Mfg. Co.....	do.....	11	12	55
168	Flint Mfg. Co.....	do.....	11	11	55
169	Gray Mfg. Co.....	do.....	11	11
170	Groves Mills, Inc.....	do.....	11	11	55
171	Hanover Thread Mills, Inc.....	do.....	11	12	60
172	Harden Mfg. Co.....	do.....	10	10	55
173	Manville-Jenckes Co. (Loray Mills).....	do.....	10	12	55
174	Modena Cotton Mills.....	do.....	10	12	60
175	Monarch Cotton Mills Co.....	do.....	11	12	55
176	Morowebb Cotton Mills.....	do.....	10	10	54
177	Mountain View Mill, Inc.....	do.....	11	60
178	Mutual Cotton Mills Co.....	do.....	11	12	55
179	Myers Mills, Inc.....	do.....	11	12	60
180	Myrtle Mills, Inc.....	do.....	11	11	55
181	Osceola Mills, Inc.....	do.....	11	12	60
182	Ozark Mills.....	do.....	10	60
183	Parkdale Mills, Inc.....	do.....	11
184	Piedmont Spinning Mills Co.....	do.....	11	12	55
185	Pinkney Mills.....	do.....	10	10
186	Priscilla Spinning Co.....	do.....	11	12	60
187	Ragan Spinning Co.....	do.....
188	Rankin Mills.....	do.....	10	10
189	Ranlo Mfg. Co.....	do.....	10	12	60
190	Rex Spinning Co.....	do.....	10	10	60
191	Ridge Mills.....	do.....	10	10
192	Ruby Cotton Mills.....	do.....	12	11	60
193	Seminole Cotton Mills Co.....	do.....	11	12	55
194	A. M. Smyre Mfg. Co.....	do.....
195	Spencer Mountain Mills.....	do.....	10	12	60
196	Trenton Cotton Mills.....	do.....
197	Victory Yarn Mills Co.....	do.....	11	12	55
198	Winget Yarn Mills Co.....	do.....	11	12	55
199	Manville-Jenckes Co.....	High Shoals.....	11	60
200	Lowell Cotton Mills.....	Lowell.....	11	60
201	Peerless Mfg. Co.*.....	do.....	11	60
202	McAden Mills.....	McAdenville.....	9	55
203	Adrian Mfg. Co.†.....	Mount Holly.....
204	Alsace Mfg. Co.†.....	do.....
205	American Yarn and Processing Co.....	do.....	11	12	55
206	Madora Spinning Mills†.....	do.....
207	Tuckasegee Spinning Co.....	do.....	11	12	60
208	Woodlawn Mfg. Co.†.....	do.....

*Same as last report. †Branch American Yarn and Processing Co.

TABLE No. 3—

No.	Mill	Postoffice	Number Hours Worked		
			Day	Night	Week
209	Alba Mfg. Co.*	Stanley	10	11	60
210	Catawba Spinning Co.	do	10	11	60
211	Globe Yarn Mills	Gastonia	10	11	60
212	Lola Gingham Mills	Stanley	10	11	60
213	Lola Mfg. Co.	do	10	11	60
214	Oxford Cotton Mills	Oxford	9 $\frac{1}{2}$		56
215	Gem Cotton Mills	Gibsonville	10		55
216	Minneola Mfg. Co.	do	10		55
217	Pomona Mills, Inc.	Greensboro	10	11	55
218	Proximity Mfg. Co.	do	10		55
219	Revolution Cotton Mills	do	10		55
220	Southern Webbing Mills, Inc.	do	10	11	55
221	White Oak Cotton Mills	do	10	11	55
222	Highland Cotton Mill	High Point	10		55
223	Millis Cotton Mills	do	10		60
224	Pickett Cotton Mills, Inc.	do	10	10	55
225	Oakdale Cotton Mills	Jamestown	10		55
226	Roanoke Mills Co.	Roanoke Rapids			55
227	Rosemary Mfg. Co.	do	10	11	55
228	Patterson Mills Co.	Rosemary	11		55
229	Audrey Spinning Co.	Weldon			
230	Erwin Cotton Mills Co., No. 2	Duke	9 $\frac{1}{2}$		56
231	Balfour Mills, Inc.†	Balfour			
232	Green River Mfg. Co.	Tuxedo			60
233	Rae ford Cotton Mill Co.	Rae ford	10	10	60
234	Caseade Mills, Inc.	Mooresville	10		55
235	Mooresville Cotton Mills	do	9	9	55
236	Bloomfield Mfg. Co.	Statesville	11		60
237	Paola Cotton Mills	do	11	12	60
238	Statesville Cotton Mills	do	10		55
239	Superior Yarn Mills	do			
240	Hall-Kale Mfg. Co.	Troutman			
241	Laura Ellen Watts Cotton Mill Co.	Turnersburg	10	10	60
242	Clayton Cotton Mills	Clayton	11		60
243	Liberty Cotton Mill Co.	do	10		60
244	Eastern Mfg. Co.	Selma	10	10	60
245	Ethel Cotton Mill Co.	do	10	10	60
246	Selma Cotton Mills	do	11	12	
247	Ivanhoe Mfg. Co.	Smithfield			60
248	Sanford Cotton Mills	Sanford	10		60
249	Caswell Cotton Mills, Inc.	Kinston	10	12	60
250	Kinston Cotton Mills	do	10		55
251	Anderson Mills, Inc.	Lincolnton	11		60
252	Arrow Mills, Inc.	do	11	11	55
253	Boger & Crawford Spinning Mill	do	10	12	60
254	Elm Grove Cotton Mills	do			
255	Eureka Mfg. Co., Inc.	do	12	12	60
256	Excel Mfg. Co.	do			
257	Indian Creek Mills, Inc.	do	10	12	60
258	Laboratory Cotton Mill	do	11	12	60
259	Longshoal Cotton Mills	do	10		60
260	Melville Mfg. Co.	do			

*Mill in Lincoln County. †Under construction.

TABLE NO. 3—

No.	Mill	Postoffice	Number Hours Worked		
			Day	Night	Week
261	Rhodes-Rhyne Mfg. Co.*.....	Lincolnton.....			
262	Roseland Spinning Mills, Inc.....	do.....	10	10	60
263	John Rudisill Mfg. Co.....	do.....	11		55
264	Saxony Spinning Co.†.....	do.....	11		60
265	Wampum Cotton Mills Co.....	do.....	11	12	60
266	Lincoln Cotton Mills.....	Southside.....	11	12	60
267	Clinchfield Mfg. Co.....	Marion.....	10		55
268	Cross Cotton Mills.....	do.....	10	10	60
269	Marion Mfg. Co.....	do.....	10	11	55
270	Capitola Mfg. Co.....	Marshall.....	11	12	60
271	Atherton Mills†.....	Charlotte.....	10		60
272	Barnhardt Mfg. Co.....	do.....	11	11	60
273	Chadwick-Hoskins Co.....	do.....	10	11	55
274	Elizabeth Mills Co.†.....	do.....	10		60
275	Highland Park Mfg. Co.....	do.....	10		55
276	Johnston Mfg. Co.....	Mecklenburg.....	10		50
277	Magnolia Mills.....	Charlotte.....	11		60
278	Robinson Spinning Co.....	do.....	11	12	60
279	Savona Mfg. Co.....	do.....			55
280	Cornelius Cotton Mills.....	Cornelius.....	10	11	55
281	Gem Yarn Mills Co.....	do.....	10	10	55
282	Davidson Cotton Mills.....	Davidson.....			
283	Anchor Mills.....	Huntersville.....	9	9	55
284	The Thrift Mfg. Co.....	Paw Creek.....			
285	Aileen Mills, Inc.....	Biscoe.....	10		60
286	Rhyne-Anderson Mills.....	Troy.....	10	9	60
287	Smitherman Cotton Mills.....	do.....	10		60
288	County Moore Mills.....	Hemp.....			
289	High Falls Mfg. Co.....	High Falls.....	10		60
290	Vass Cotton Mill Co.....	Vass.....	10	10	60
291	Rocky Mount Mills.....	Rocky Mount.....	10		60
292	Bellville Cotton Mills.....	Wilmington.....	10		55
293	Delgado Mill.....	do.....			
294	Durham Hosiery Mills, No. 7.....	Carrboro.....	10		55
295	Belle-Vue Mfg. Co.....	Hillsboro.....	10		55
296	Eno Cotton Mills.....	do.....	9	11	55
297	Elizabeth City Cotton Mills.....	Elizabeth City.....	9		57
298	A. T. Baker & Co., Inc.....	Roxboro.....	11		60
299	Laura Cotton Mills.....	do.....			
300	Roxboro-Longhurst Cotton Mills.....	do.....	10	12	60
301	Greenville Cotton Mills.....	Greenville.....	10		60
302	Sapona Cotton Mills.....	Asheboro.....	10		60
303	Enterprise Mfg. Co.....	Coleridge.....	10		50
304	Randolph Mills, Inc.....	Franklinville.....	9		57
305	Columbia Mfg. Co.....	Ramseur.....	10		55
306	Deep River Mills, Inc.....	Randleman.....	10		55
307	Leward Cotton Mills, Inc.....	Worthville.....	10		55
308	Entwistle Mfg. Co.....	Rockingham.....	10		55
309	Great Falls Mfg. Co.....	do.....	10		60
310	Hannah Pickett Mills.....	do.....	11	11	55
311	Leak, Wall & McRae.....	do.....	10		55
312	Ledbetter Mfg. Co.....	do.....	9		55

*Started operations July 1, 1924. †Same as last report.

Continued.

Employees				Wages				When Paid	What Per Cent Read and Write?	Estimated Number Persons Dependent on Mills	No.
Male	Female	Children	Total	Highest Paid Men	Lowest Paid Men	Highest Paid Women	Lowest Paid Women				
				\$.	\$.	\$.	\$.				
20	27	4	51	4.16	2.00	3.16	1.66	weekly	60	150	
24	16		40					weekly		120	
70	30		100	4.16	1.83	2.66	1.83	weekly	90	300	
100	65	10	175					weekly		525	
61	32		93	4.00	1.50	2.50	1.50	weekly	85	279	
400	200		600	8.33	1.74	3.00	1.66	weekly	90	1,800	
59	45		104	5.50	2.20	3.16	2.00	weekly	95	250	
300	200	60	560	3.45	2.20	3.50	2.00	weekly	80	2,000	
30	50		80	3.85	1.00	3.00	1.00	weekly	60	300	
70	60	20	150	4.00	2.00	2.50	1.50	weekly		450	
25	15		40	2.00	2.00	1.25	1.25	weekly	50	100	
632	325	47	1,004	8.66	1.83	4.16	1.83	weekly	96	2,000	
70	40		110	3.33	1.75	2.50	1.75	weekly	90	300	
500	300		800	5.00	2.08	4.16	2.08	weekly	90	3,500	
80	70	2	152	5.60	1.75	4.00	1.25	weekly		456	
20	20	5	45	3.00	2.00	3.00	1.50	weekly	80	100	
40	30		70	6.00	1.60	2.40	1.60	weekly		100	
275	200	25	500							1,500	
150	80		230	6.69	2.00	3.66	1.95	weekly	100	250	
34	39	16	89	7.50	2.00	3.50	1.50	weekly	90	400	
124	51	7	182	7.38	2.47	4.86	2.43	weekly	98	750	
310	40		350	7.50	2.50	2.83	2.16	weekly	80	400	
75			75	6.00	2.00	3.00	1.50	weekly	75	200	
60	35		95	5.83	2.00	3.33	2.00	weekly	90	250	
90	71		161	5.00	2.00	3.50	1.50	weekly	90	500	
29	20	5	54	3.88	1.50	3.35	1.50	weekly	96	300	
50	25		75	4.50	2.50	2.50	1.50	semimonthly	100	200	
211	141	40	392	6.00	2.00	3.00	1.50	weekly	80	1,000	
100	64	6	170	7.00	1.50	4.00	1.00	weekly	95	400	
264	101	10	375					weekly		293	
40	35		75	5.00	2.00	3.33	1.50	weekly	90	225	
105	51	9	165	5.00	2.33	3.66	2.33	weekly	90	300	
237	63	12	312	7.00	2.08	4.66	2.00	weekly	75	1,500	
52	47		99	6.00	1.60	2.35	1.25	weekly	96	400	
30	18		48	4.16	2.00	3.00	1.66	weekly	100	200	
26	22		48					semimonthly		150	
331	208		539	7.50	2.10	4.00	2.00	semimonthly		1,200	
75	35		110	7.50	2.00	2.50	1.00	weekly	90	250	
60	40	15	115							345	
25	25	10	60					weekly	94	250	
88	63	12	163	5.00	2.08	3.00	1.33	weekly	90	450	
65	52	7	124	4.50	1.75	2.50	1.30	semimonthly	98	400	
278	118	21	417	5.50	2.01	2.91	1.50	weekly	90	1,500	
60	65		125	3.50	2.25	2.50	1.75	weekly	98	400	
192	110	50	352	3.66	1.83	3.32	1.53	weekly		1,000	
168	24	8	200	5.00	1.75	3.50	1.50	weekly	98	1,000	
302	210		512	6.66	2.08	3.33	2.08	weekly	100	1,500	
105	95	5	205					weekly	90	450	
35	35		70	13.00	1.50	2.00		semimonthly	95	275	

TABLE No. 3—

No.	Mill	Postoffice	Number Hours Worked		
			Day	Night	Week
313	Pee Dee Mfg. Co.....	Rockingham.....	10		55
314	Roberdel Mfg. Co.....	do.....	10		55
315	Steele's Mills.....	do.....	10		55
316	Jennings Cotton Mills, Inc.....	Lumberton.....	11	12	60
317	Mansfield Mills, Inc.....	do.....	11	12	60
318	National Cotton Mills, Inc.....	do.....	11		60
319	Red Springs Cotton Mill Co.....	Red Springs.....	10	12	60
320	Ernaldson Cotton Mill Co.....	St. Pauls.....	11	12	60
321	The McEachern Cotton Mill Co., Inc.....	do.....	11	12	60
322	St. Pauls Cotton Mill Co.....	do.....	11	12	60
323	Draper American Mill*.....	Draper.....	10		55
324	Wearwell Sheeting Mill*.....	do.....	10		55
325	Bedsread Mill.....	Leaksville.....	9		55
326	Washington Mills.....	Mayodan.....			
327	Edna Cotton Mills.....	Reidsville.....	10		60
328	Leaksville Cotton Mills.....	Spray.....	10		55
329	Lily Mill*.....	do.....	10		55
330	Morehead Cotton Mills Co.....	do.....	10	12	60
331	Nantucket Mill*.....	do.....	10		55
332	Rhode Island Mill*.....	do.....	10		55
333	Spray Cotton Mills.....	do.....	10		55
334	China Grove Cotton Mills Co.....	China Grove.....			
335	Patterson Mfg. Co.....	do.....	10	11	55
336	Swink Mfg. Co.†.....	do.....			
337	Corriher Mills Co.....	Landis.....	10	10	55
338	Linn Mills Co.....	do.....	10	10	55
339	Barringer Mfg. Co.....	Rockwell.....	10		55
340	Diamond Cotton Mills.....	Salisbury.....			
341	Ivy Damask Mill.....	do.....			
342	Kesler Mfg. Co.....	do.....	10	11	55
343	Klumac Cotton Mills, Inc.....	do.....	10	11	55
344	Marsh Cotton Mills, Inc.....	do.....			55
345	Rowan Cotton Mills Co.....	do.....	10	11	55
346	Salisbury Cotton Mills.....	do.....			55
347	Vance Cotton Mills.....	do.....	11		55
348	Haynes Mill.....	Avondale.....			
349	The Henrietta Mills.....	Caroleen.....	10		
350	Cliffside Mills.....	Cliffside.....	10		55
351	Alexander Mfg. Co.....	Forest City.....	10	10	55
352	The Florence Mills.....	do.....	10		55
353	The Cleghorn Mills.....	Rutherfordton.....	11	12	60
354	Grace Cotton Mills Co.....	do.....	11	12	60
355	The Spencer Mills Co.....	Spindale.....	11	12	60
356	The Spindale Mill Co.....	do.....	11	12	60
357	Stonecutter Mills Co.....	do.....	11	12	60
358	Morgan Cotton Mills, Inc.....	Laurel Hill.....	11	12	60
359	Dickson Cotton Mill.....	Laurinburg.....	10		60
360	Prince Cotton Mills.....	do.....	10		60
361	Scotland Cotton Mills.....	do.....	10		60
362	Waverly Cotton Mills.....	do.....	10		60
363	Efird Mfg. Co.....	Albemarle.....	10		55
364	Wisecassett Mills Co.....	do.....	10		55

*Department of Carolina Cotton and Woolen Mills Co. †Under construction. ‡Idle, 1924.

COTTON MILLS

49

Continued.

Employees				Wages				When Paid	What Per Cent Read and Write?	Estimated Number Persons Dependent on Mills	No.
Male	Female	Children	Total	Highest Paid Men	Lowest Paid Men	Highest Paid Women	Lowest Paid Women				
100	110	60	270	\$ 5.15	\$ 2.25	\$ 4.00	\$ 1.75	weekly	90	500	313
325	210	15	550					weekly		1,400	314
153	75	46	274	5.95	1.83	3.16	1.83	weekly	75	850	315
92	37	10	139	5.50	1.50	1.66	1.00	semimonthly	78	360	316
194	110	18	322	6.66	1.50	3.33	1.50	semimonthly	80	800	317
175			175					weekly		525	318
108	119	12	239	7.00	1.40	4.16	1.40	semimonthly	90	717	319
60	60	20	140	2.75	1.65	1.98	1.65	weekly	75	350	320
45	30		75	4.00	1.50	2.00	1.33	weekly	45	225	321
80	60	10	150	5.10	1.50	2.00	1.00	weekly	90	300	322
507	174	22	703	6.35	2.80	5.95	1.95	weekly	86	2,000	323
308	118	19	445	6.95	2.70	5.95	2.10	weekly	86	1,200	324
200	150		350	6.66	2.50	5.00	1.83	weekly	95	1,050	325
375	360	140	875							2,625	326
100	90	15	205	4.00	1.50	3.50	1.00	weekly		1,000	327
178	63	19	260	6.00	2.79	4.00	2.33	weekly	98	1,500	328
122	83	23	228	6.20	2.68	5.10	1.90	weekly	87	800	329
50	50		100	6.50	2.50	3.00	1.75	weekly	95	350	330
188	95	28	311	5.80	2.80	5.80	2.10	weekly	85	1,200	331
239	66	19	324	4.86	2.80	4.50	2.00	weekly	85	1,200	332
110	80	30	220	7.50	2.06	3.44	1.88	weekly	85	500	333
72	27	6	105	5.35	3.00	3.00	1.80	semimonthly	95	500	334
66	42		108	3.50	2.25	2.85	2.25	semimonthly		375	336
165	100		265	3.50	2.25	2.85	2.25	semimonthly		600	337
33	23	6	62	4.00	2.20	3.00	1.90	semimonthly	96	165	338
40	50		90					weekly		270	339
15	3		18							54	340
115	110		225	7.00	2.10	4.00	2.00	semimonthly	90	900	341
45	30		75					weekly		225	342
50	5		55	5.00	4.00	4.00	3.00	weekly	95	165	343
60	35		95	5.25	2.00	3.50	2.00	semimonthly	95	300	344
279	221		500					semimonthly		1,500	345
150	69	6	225					weekly		675	346
810	540		1,350	4.00	1.83	2.83	1.50	weekly	70	4,500	347
550	325	275	1,150	5.83	1.91	5.00	1.91		80	4,500	348
200	100		300	3.75	1.83	3.00	1.50	weekly	100	600	349
200	150		350					weekly	85	1,500	350
87	62	8	157	5.00	1.50	2.40	1.50	weekly	95	487	351
38	33	4	75	6.66	1.50	2.00	1.50	weekly	95	383	352
55	35	20	110	5.50	1.75	3.16	1.50	weekly	96	350	353
60	40	25	125	4.70	1.75	3.33	1.50	weekly	95	375	354
172	93		265	4.62	1.80	2.50	1.80	weekly		650	355
120	80	20	220							600	356
76	70	12	158	5.50	1.65	2.00	1.10	semimonthly	90	558	357
84	47	13	144	5.25	1.75	2.45	1.00	semimonthly	90	300	358
73	18	6	97	4.75	1.85	2.25	1.40	semimonthly	85	250	359
73	42	8	123	6.50	1.50	2.10	1.10	semimonthly	90	300	360
310	240	19	569	4.50	1.75	3.12	1.50	semimonthly	95	1,200	361
485	650	150	1,135	6.00	2.50	3.50	2.00	semimonthly	95	3,000	362

TABLE No. 3—

No.	Mill	Postoffice	Number Hours Worked		
			Day	Night	Week
365	Norwood Mfg. Co.....	Norwood.....	10	-----	60
366	Oakboro Cotton Mills Co.....	Oakboro.....	10	-----	60
367	Laurel Bluff Cotton Mill.....	Mount Airy.....	11	-----	60
368	W. S. Gray Cotton Mills.....	Brevard.....	10	10	60
369	Marshville Mfg. Co.....	Marshville.....	10	11	55
370	Icemorlee Cotton Mills, Inc.....	Monroe.....	11	12	60
371	Icemorlee Cotton Mills, Inc., No. 2.....	do.....	11	12	60
372	Manetta-Monroe Mills.....	do.....	-----	-----	-----
373	Rodman-Heath Cotton Mill.....	Waxhaw.....	10	-----	-----
374	Harriett Cotton Mills.....	Henderson.....	10	-----	55
375	Henderson Cotton Mills.....	do.....	10	-----	55
376	Neuse Mfg. Co.....	Neuse.....	10	10	55
377	Caraleigh Mills Co.....	Raleigh.....	10	-----	55
378	Consolidated Textile Corp. (Pilot Div.).....	do.....	10	-----	55
379	Raleigh Cotton Mills.....	do.....	10	-----	55
380	Royall Cotton Mills.....	Wake Forest.....	9	9½	55
381	The Peck Mfg. Co.....	Warrenton.....	11	12	-----
382	The Borden Mfg. Co.....	Goldsboro.....	10	-----	-----
383	Ronda Cotton Mills, Inc.....	Ronda.....	11	11	60
384	Grier Cotton Mills*.....	North Wilkesboro.....	-----	-----	-----
385	Roaring River Yarn Mills*.....	do.....	10	-----	55
386	Wilson Cotton Mills Co.....	Wilson.....	10	-----	60

*Same as last report.

Continued.

Employees				Wages				When Paid	What Per Cent Read and Write?	Estimated Number Persons Dependent on Mills	No.
Male	Female	Children	Total	Highest Paid Men	Lowest Paid Men	Highest Paid Women	Lowest Paid Women				
98	138	14	250	\$ 6.00	\$ 1.66	\$ 3.66	\$ 1.50	weekly.....	90	700	365
32	26	-----	58	5.00	1.85	2.50	2.00	semimonthly..	100	200	366
15	15	-----	30	4.00	1.75	2.00	1.75	weekly.....	75	75	367
75	25	-----	100	5.83	2.00	3.00	2.00	weekly.....	100	250	368
25	10	-----	35	6.00	1.91	2.75	1.33	weekly.....	-----	100	369
191	92	29	312	6.33	2.00	3.12	1.50	weekly.....	90	500	370
26	25	-----	51	5.00	1.90	2.73	1.66	weekly.....	95	150	371
-----	-----	-----	200	-----	-----	-----	-----	weekly.....	-----	600	372
25	25	-----	50	8.00	-----	2.50	-----	-----	-----	150	373
400	200	50	650	-----	-----	-----	-----	-----	-----	1,950	374
400	128	22	550	-----	-----	-----	-----	-----	-----	1,650	375
87	39	4	130	7.00	2.20	6.40	2.00	weekly.....	98	390	376
135	85	20	240	7.08	2.50	5.00	2.00	weekly.....	95	800	377
100	100	40	240	6.41	1.83	5.41	1.83	weekly.....	98	550	378
70	70	30	170	9.16	1.75	5.00	1.41	weekly.....	95	850	379
133	70	12	215	6.25	2.50	3.82	2.06	weekly.....	90	450	380
75	50	-----	125	-----	-----	-----	-----	-----	-----	375	381
75	75	30	180	5.00	1.50	5.00	1.50	weekly.....	95	450	382
50	35	15	100	3.65	1.54	2.20	1.37	weekly.....	95	300	383
70	60	-----	130	3.33	1.40	2.50	1.33	semimonthly..	-----	500	384
26	24	-----	50	3.50	2.00	2.50	1.75	semimonthly..	-----	150	385
41	24	4	69	5.00	1.75	3.00	1.00	weekly.....	80	200	386

TABLE NO. 4.—Spindles, Raw Cotton and Linters Consumed and Stocks Held in Consuming Establishment: United States, 1906 to 1924, and by States, 1921 to 1924.

The statistics for 1915 to 1923 relate to the 12 months ending July 31, and those for prior years to the 12 months ending August 31. Quantities are given in running bales, except that round bales are counted as half bales and foreign cotton in equivalent 500-pound bales.)

(Compiled in coöperation with the United States Bureau of the Census)

State and Year	Cotton Spindles		Spindles Consuming Cotton Mixed with Other Fibers	Cotton (Exclusive of Linters)				Linters	
	Total	Active		Consumed (Bales)		Stocks in Consuming Establishments at End of Year (Bales)		Consumed (Bales)	Stocks in Consuming Establishments at End of Year (Bales)
				Total	Foreign	Total	Foreign		
United States:									
1924.....	37,804,048	35,849,338	258,026	5,680,554	327,617	721,589	83,539	536,738	100,632
1923.....	37,408,689	36,260,001	289,369	6,666,092	343,798	1,093,618	112,475	646,109	127,139
1922.....	36,945,554	35,707,738	313,771	5,909,820	296,827	1,218,388	91,241	639,033	138,523
1921.....	36,617,584	36,047,367	336,160	4,892,672	215,781	1,111,147	89,974	516,307	201,353
1920.....	35,834,463	35,480,953	401,718	6,419,734	416,741	1,358,147	149,656	342,473	277,218
1919.....	35,443,156	34,930,934	428,653	5,765,936	176,116	1,303,418	50,648	457,901	266,539
1918.....	34,940,830	34,542,665	446,503	6,566,489	183,794	1,465,223	62,684	1,118,840	138,108
1917.....	34,221,252	33,888,835	452,525	6,788,505	318,261	1,501,916	94,311	869,702	112,972
1916.....	33,333,176	32,805,883	405,000	6,397,613	316,995	1,632,245	142,518	880,916	100,441
1915.....	32,840,730	31,964,235	394,505	5,597,362	222,057	1,401,185	108,782	411,845	198,905
1914.....	32,744,012	32,107,572	414,058	5,577,408	194,309	675,873	64,149	307,325	75,346
1913.....	32,149,617	31,519,766	454,733	5,483,321	232,929	717,704	79,979	303,009	60,454
1912.....	31,582,679	30,578,528	500,206	5,129,346	207,663	818,024	84,776	238,237	52,622
1911.....	30,803,662	29,522,597	456,242	4,498,417	175,430	498,769	81,424	206,561	43,422
1910.....	28,929,093	28,266,862	-----	4,621,742	155,774	493,010	42,337	177,211	40,222
1909.....	28,573,435	28,018,305	558,792	5,091,534	161,738	868,909	65,563	149,185	38,188
1908.....	27,964,387	27,505,422	602,340	*4,539,090	149,628	*594,184	62,303	*-----	*-----
1907.....	26,939,415	26,375,191	651,251	*4,984,936	140,368	*1,016,738	79,820	*-----	*-----
1906.....	25,811,681	25,250,096	-----	*4,909,279	138,475	*680,471	40,118	*-----	*-----
Alabama:									
1924.....	1,392,778	1,356,638	-----	392,705	82	34,859	69	5,089	577
1923.....	1,330,162	1,294,512	-----	414,880	96	42,569	12	7,259	253
1922.....	1,300,699	1,281,861	-----	377,548	-----	33,958	-----	5,193	1,295
1921.....	1,283,096	1,281,444	-----	309,646	-----	37,000	-----	4,387	637
Connecticut:									
1924.....	1,254,868	1,227,670	23,564	96,909	19,786	29,485	5,841	25,148	5,917
1923.....	1,366,668	1,325,856	20,334	124,500	17,563	42,902	8,991	23,957	8,981
1922.....	1,364,656	1,313,860	21,382	115,631	17,802	42,231	8,708	14,136	5,685
1921.....	1,388,949	1,351,429	28,002	95,407	12,009	33,480	3,795	12,861	5,689
Georgia:									
1924.....	2,798,242	2,757,480	6,480	864,328	19,875	80,290	3,856	23,133	3,502
1923.....	2,693,535	2,682,730	6,480	974,662	19,489	106,277	5,946	32,632	4,239
1922.....	2,679,374	2,598,070	6,480	781,870	22,222	125,334	6,294	23,977	4,539
1921.....	2,648,325	2,640,800	6,480	614,079	8,262	94,563	1,680	15,045	3,727
Illinois:									
1924.....	62,272	58,782	620	13,165	802	1,424	156	48,930	8,919
1923.....	62,272	58,720	5,164	12,451	518	3,475	351	67,652	7,546
1922.....	57,432	57,432	5,164	12,418	536	2,575	222	73,249	10,554
1921.....	62,168	51,640	3,948	10,754	199	5,052	161	55,136	11,267

*Linters consumed and on hand included under "Cotton." Separate statistics not available.

TABLE No. 4—Continued.

State and Year	Cotton Spindles		Spindles Consuming Cotton Mixed with Other Fibers	Cotton (Exclusive of Linters)				Linters	
	Total	Active		Consumed (Bales)		Stocks in Consuming Establishments at End of Year (Bales)		Consumed (Bales)	Stocks in Consuming Establishments at End of Year (Bales)
				Total	Foreign	Total	Foreign		
Indiana:									
1924.....	84,456	81,480	780	15,711	13	747	2	9,491	847
1923.....	84,456	80,756	4,812	15,683	19	3,042	10	11,253	2,164
1922.....	83,256	79,256	4,812	15,936	23	2,800	15	9,470	1,570
1921.....	84,256	80,256	9,232	14,212	12	3,171	1	7,906	979
Kentucky:									
1924.....	92,012	91,284	1,250	22,362	-----	2,381	-----	6,155	1,760
1923.....	95,634	92,684	1,250	23,915	-----	4,480	-----	8,142	2,253
1922.....	95,706	93,184	1,250	22,353	-----	4,732	-----	6,456	2,916
1921.....	95,538	95,288	1,250	21,303	-----	4,082	-----	6,397	1,963
Louisiana:									
1924.....	100,748	94,748	-----	35,097	-----	3,957	-----	4,256	351
1923.....	100,748	94,748	-----	45,135	2,875	3,047	2,574	4,880	591
1922.....	103,128	97,128	-----	40,704	-----	1,347	-----	5,725	618
1921.....	103,128	103,128	-----	39,327	-----	1,120	-----	3,687	572
Maine:									
1924.....	1,137,704	1,133,732	12,693	148,836	8,509	26,028	2,242	2	4
1923.....	1,140,928	1,137,651	19,672	182,184	5,238	45,593	2,244	155	-----
1922.....	1,146,440	1,121,527	19,672	162,142	5,245	50,105	1,308	784	91
1921.....	1,126,452	1,114,020	17,942	153,165	6,667	43,921	3,390	330	82
Maryland:									
1924.....	131,296	104,500	-----	31,833	433	3,668	153	4,978	891
1923.....	131,104	112,024	-----	44,799	1,033	3,791	178	5,689	1,535
1922.....	130,024	112,936	-----	41,158	379	6,246	1	3,459	457
1921.....	142,792	142,792	-----	41,317	496	6,335	231	2,474	901
Massachusetts:									
1924.....	11,792,160	10,589,228	29,901	869,695	126,962	173,762	24,734	4,991	628
1923.....	11,951,334	11,222,741	52,436	1,231,300	169,631	259,655	33,814	9,609	686
1922.....	11,922,573	11,235,406	73,096	1,140,459	138,882	324,675	33,699	9,740	1,564
1921.....	11,810,563	11,582,691	59,628	922,482	99,082	317,781	34,372	7,735	1,079
Mississippi:									
1924.....	182,508	177,508	-----	34,751	-----	982	-----	10,196	481
1923.....	178,508	178,508	-----	46,117	-----	2,196	-----	10,216	494
1922.....	172,612	172,612	-----	40,463	-----	2,503	-----	7,627	1,203
1921.....	176,778	159,372	-----	31,208	-----	2,964	-----	2,870	351
New Hampshire:									
1924.....	1,448,406	1,238,078	21,052	191,816	27,657	45,245	10,632	-----	-----
1923.....	1,449,700	1,384,757	24,420	235,377	21,460	51,063	8,951	-----	-----
1922.....	1,448,660	1,376,483	25,060	175,983	22,144	86,293	7,754	-----	-----
1921.....	1,457,428	1,428,415	29,684	220,241	14,229	82,200	5,682	11	-----
New Jersey:									
1924.....	442,424	437,854	-----	39,088	10,244	11,129	7,439	39,560	6,755
1923.....	447,152	440,560	-----	41,866	16,478	13,996	10,754	41,622	14,757
1922.....	433,983	424,591	-----	38,365	14,623	9,819	6,038	27,278	4,095
1921.....	424,145	421,699	-----	31,364	11,945	13,730	8,090	20,528	7,915
New York:									
1924.....	1,032,450	951,640	43,316	144,017	11,806	28,167	1,607	36,173	5,175
1923.....	1,037,418	1,000,234	40,398	201,270	5,280	36,420	1,068	47,937	6,255
1922.....	1,019,528	963,583	46,066	197,930	3,164	49,336	174	41,955	8,413
1921.....	1,017,163	990,252	53,012	130,793	1,266	58,203	297	36,437	6,782

TABLE NO. 4—Continued.

State and Year	Cotton Spindles			Spindles Consuming Cotton Mixed with Other Fibers	Cotton (Exclusive of Linters)				Linters	
	Total	Active	Consumed (Bales)		Stocks in Consuming Establishments at End of Year (Bales)		Consumed (Bales)	Stocks in Consuming Establishments at End of Year (Bales)		
					Total	Foreign			Total	Foreign
North Carolina:										
1924.....	5,918,553	5,763,334	18,100	1,199,859	12,579	96,031	1,168	16,865	2,590	
1923.....	5,509,183	5,463,547	11,132	1,326,174	11,404	167,726	5,322	16,348	3,041	
1922.....	5,292,880	5,251,467	11,132	1,198,163	11,072	149,135	3,348	8,920	3,143	
1921.....	5,228,266	5,152,121	9,282	926,384	12,007	130,561	5,406	3,965	3,629	
Pennsylvania:										
1924.....	195,300	169,216	53,884	30,892	5,003	4,690	487	33,402	6,998	
1923.....	203,305	164,507	51,722	30,876	4,328	7,658	1,005	33,925	5,979	
1922.....	236,263	185,550	49,402	29,747	4,133	6,633	1,618	62,628	6,792	
1921.....	268,878	221,311	58,676	24,429	1,850	9,924	2,333	105,217	29,498	
Rhode Island:										
1924.....	2,797,766	2,732,520	2,880	217,971	62,054	53,222	21,380	1,733	23	
1923.....	2,876,708	2,837,903	1,440	264,132	62,432	88,687	28,446	2,854	367	
1922.....	2,829,202	2,746,721	1,440	215,996	48,127	100,494	20,538	5,745	1,073	
1921.....	2,805,538	2,766,426	2,880	212,199	41,373	72,824	22,475	10,243	2,516	
South Carolina:										
1924.....	5,266,378	5,215,828	-----	947,964	2,244	91,808	163	3,566	154	
1923.....	5,132,364	5,107,038	-----	1,035,557	5,575	147,864	3,364	5,323	301	
1922.....	5,090,088	5,081,609	-----	918,725	6,160	160,406	715	4,775	489	
1921.....	5,013,538	5,006,258	-----	771,560	4,776	134,496	583	3,224	370	
Tennessee:										
1924.....	458,192	459,160	14,550	120,053	710	12,172	30	13,635	2,810	
1923.....	438,696	437,168	16,411	123,052	276	20,624	113	18,048	4,475	
1922.....	427,832	424,560	17,359	107,731	83	20,946	14	16,350	5,042	
1921.....	415,593	413,589	12,958	74,689	124	24,070	43	12,012	22,670	
Texas:										
1924.....	207,248	193,100	-----	79,627	-----	6,118	-----	16,721	1,687	
1923.....	176,444	175,104	-----	82,221	-----	6,454	-----	16,397	1,838	
1922.....	168,192	168,192	-----	76,606	-----	8,105	-----	16,505	3,793	
1921.....	166,468	166,468	-----	62,617	-----	10,025	-----	16,588	6,594	
Vermont:										
1924.....	144,808	144,808	11,604	9,550	959	2,658	196	133	-----	
1923.....	144,808	144,808	11,604	12,087	492	3,100	411	90	1	
1922.....	144,808	144,808	10,140	12,470	380	3,423	330	67	-----	
1921.....	144,808	144,808	11,624	10,103	341	2,314	348	57	15	
Virginia:										
1924.....	707,314	688,870	864	105,775	-----	6,723	-----	24,950	8,317	
1923.....	673,306	654,785	864	121,272	-----	22,098	-----	50,855	7,274	
1922.....	633,870	628,538	1,784	116,530	-----	18,685	-----	89,887	17,814	
1921.....	588,982	585,650	1,208	105,352	-----	11,314	-----	40,526	9,033	
All other States:										
1924.....	213,352	181,880	16,488	68,550	6,024	6,043	810	207,631	42,246	
1923.....	184,256	168,660	21,230	75,582	2,486	10,901	1,495	231,266	54,109	
1922.....	164,348	148,364	19,532	70,892	1,852	8,607	465	205,107	57,377	
1921.....	164,732	147,510	30,354	70,041	1,143	12,017	1,087	148,671	85,084	

CORDAGE MILLS

The five cordage mills reporting show a capital stock of \$1,035,200. Raw materials used 4,849,347 pounds. Estimated value of yearly output is \$1,728,912.

Total number of horsepower reported is 1,105 (one steam; 4 electric). There are employed 203 males; 49 females, and 6 children. Estimated number dependent on factories for livelihood, 800. Estimated number of spindles, 5,144; cards, 108; braiders, 1,295. Highest average daily wage paid men, \$4.10; lowest, \$2.40; highest average daily wage paid women, \$3.00; lowest, \$1.83.

SILK MILLS

Two silk mills report with an authorized capital of \$3,060,000; 27,100 spindles, 272 looms, 990 horsepower—one mill using electricity and one steam and electricity. The approximate amount of raw material used is 208,642 pounds, with an estimated value of yearly output of \$2,348,952.

The total number of employees is 639. Of these 316 are males, 323 females. The highest average wage paid males, \$7.70; the lowest average, \$2.04; the highest average paid females is \$4.66; the lowest average paid females, \$1.54.

Average time constituting a day's work is ten hours.

WOOLEN MILLS

The number of woolen mills shown is ten, with a total capital (reported by five) of \$1,898,000. These mills employ 19,564 spindles, 649 looms, 66 cards, 3 sewing machines, 3 braiders, and employ 2,748 horsepower. The approximate amount of raw material used is 5,942,002 pounds, the estimated value of the yearly output being \$3,723,300.

The total number of persons employed is 1,557. Of this number 943 are males, 594 females, and 20 children. The highest average paid males is \$4.46; the lowest average, \$2.00; the highest average paid females is \$4.00; the lowest average, \$1.64.

The average length of a day's work is ten hours.

Two mills report the use of steam for power, three water, four electric, one water and steam, and one steam and electric.

Estimated number dependent on mills for livelihood, 5,897.

CORDAGE

TABLE No. 1—Mills by Counties, Showing Executive Officers,

No.	County	Postoffice	Mill	President
1	Burke.....	Icard.....	Icard Cordage Co.....	C. A. Spencer.....
2	Caldwell.....	Granite Falls.....	Granite Cordage Co.....	G. H. Geitner.....
3	Catawba.....	Hickory.....	Hickory Lace Braiding Co.....	J. M. Allred.....
4	do.....	do.....	Highland Cordage Co.....	C. H. Geitner.....
5	Mecklenburg...	Charlotte.....	Southern Textile Banding Mill...	Partnership.....

TABLE No. 2—List of Mills, Class of

No.	Mill	Postoffice	Spinning or Weaving; Spinning and Weaving	Class of Goods Manufactured
1	Icard Cordage Co.....	Icard.....	Braiding and sp..	Sash cord, clothes lines.....
2	Granite Cordage Co.....	Hickory.....	Braiding..	Braided cotton rope.....
3	Hickory Lace Braiding Co.....	do.....	Braiding..	Shoe laces and braids.....
4	Highland Cordage Co.....	do.....	Spinning and br..	Braided rope and cotton twines.....
5	Southern Textile Banding Mill.	Charlotte.....	Braiding..	Cotton rope, hook bands.....

TABLE No. 3—Employees,

No.	Mill	Postoffice	Number Hours Worked		
			Day	Night	Week
1	Icard Cordage Co.....	Icard.....	10	12	60
2	Granite Cordage Co.....	Hickory.....	11		60
3	Hickory Lace Braiding Co.....	do.....	10½		55
4	Highland Cordage Co.....	do.....	11		60
5	Southern Textile Banding Mill.....	Charlotte.....	10		55

MILLS

Date of Establishment, Capital Stock, Selling Agent, Etc.

Secretary or Treasurer	Year Established	Capital Stock	Product Sold Direct or Through Agents?	Agent's Name	No.
S. S. Short.....	1921	\$ 101,200	agents.....		1
A. Alex. Shuford.....	1907	400,000	agents.....		2
W. N. Bass.....	1923	25,000	direct.....		3
A. Alex. Shuford.....	1915	500,000	agents.....		4
.....	1922	9,000	direct.....		5

Goods Manufactured, Equipment, Etc.

Number Spindles	Number Cards	Number Braiders	Power	Number Horse-power	Approximate Amount Raw Material Used, Pounds	Estimated Yearly Output	Days in Operation During Year	No.
144		210	steam.....	80		\$ 300,000	260	1
	43	620	electric.....	500	1,797,012	546,572	248	2
		150	electric.....	20	12,000	40,000		3
5,000	65	315	electric.....	500	3,027,885	832,895	280	4
			electric.....	5	12,450	9,445	308	5

Hours, Wages, Etc.

Employees				Wages				When Paid	What Per Cent Read and Write?	Estimated Number Persons Dependent on Mills	No.
Male	Female	Children	Total	Highest Paid Men	Lowest Paid Men	Highest Paid Women	Lowest Paid Women				
24			24	\$ 4.00	\$ 1.80	\$.....	\$.....	weekly.....		100	1
68			68					weekly.....		204	2
2	14		16	4.16		3.00	1.83	weekly.....	100	46	3
107	35	6	148					weekly.....		444	4
2			2	4.16	3.00			weekly.....		6	5

TABLE No. 1—Mills by Counties, Showing Executive Officers,

No.	County	Postoffice	Mill	President
1	Anson.....	Wadesboro.....	Singleton Silk Mfg. Co.....	George Singleton.....
2	Guilford.....	High Point.....	Stehli Silks Corporation.....	E. J. Stehli.....

TABLE No. 2—List of Mills, Class of

No.	Mill	Postoffice	Spinning or Weaving; Spinning and Weaving	Class of Goods Manufactured
1	Singleton Silk Mfg. Co.....	Wadesboro.....	Spinning..	Yarn.....
2	Stehli Silks Corp.....	High Point.....	Both.....	Broad silks.....

TABLE No. 3—Employees,

No.	Mill	Postoffice	Number Hours Worked		
			Day	Night	Week
1	Singleton Silk Mfg. Co.....	Wadesboro.....	10	-----	60
2	Stehli Silks Corp.....	High Point.....	10	11	55

MILLS

Date of Establishment, Capital Stock, Selling Agent, Etc.

Secretary or Treasurer	Year Established	Capital Stock	Product Sold Direct or Through Agents?	Agent's Name	No.
V. F. Wilcox.....	1888	\$ 60,000	-----	-----	1
C. W. Barlow.....	1914	3,000,000	direct.....	-----	2

Goods Manufactured, Etc.

Number Spindles	Number Looms	Number Cards	Power	Number Horse-power	Approximate Amount Raw Material Used, Pounds	Estimated Yearly Output	Days in Operation During Year	No.
10,000	-----	-----	electric.....	50	10,000	\$ 12,142	215	1
17,100	272	-----	steam and electric.....	940	198,642	2,336,810	278	2

Hours, Wages, Etc.

Employees				Wages				When Paid	What Per Cent Read and Write?	Estimated Number Persons Dependent on Mills	No.
Male	Female	Children	Total	Highest Paid Men	Lowest Paid Men	Highest Paid Women	Lowest Paid Women				
25	50	-----	75	\$ 8.25	\$ 1.50	\$ 3.33	\$ 1.25	semimonthly..	95	225	1
291	273	-----	564	7.16	2.58	6.00	1.83	biweekly.....	100	1,692	2

TABLE No. 1—Mills by Counties, Showing Executive Officers,

No.	County	Postoffice	Mill	President
1	Ashe.....	Helton.....	Helton Woolen Mills Co.....	Partnership.....
2	Caldwell.....	Patterson.....	Yadkin Woolen Mills.....	John R. Hagaman.....
3	Forsyth.....	Winston-Salem.....	Chatham Mfg. Co.....	H. G. Chatham.....
4	Mecklenburg..	Charlotte.....	Leaksville Woolen Mills.....	J. H. Taliaferro.....
5	Polk.....	Tryon.....	Tryon Hand Weavers.....	F. P. Bacon, Prop.....
6	Rockingham..	Leaksville.....	Marshall Field Mills Corp.†.....
7do.....	Spray.....	Spray Woolen Mill (Carolina Cotton and Woolen Mills Co.).....
8	Rutherford.....	Spindale.....	Horn Company.....	S. B. Tanner.....
9	Surry.....	Elkin.....	Chatham Mfg. Co.....	H. G. Chatham.....
10do.....	Mount Airy.....	Alpine Woolen Mills.....	R. H. Whitehead.....

*Same as last report. †Branch of Philadelphia. ‡See Winston-Salem branch.

TABLE No. 2—List of Mills, Class of

No.	Mill	Postoffice	Spinning or Weaving; Spinning and Weaving	Class of Goods Manufactured
1	Helton Woolen Mills Co.....	Helton.....	Spinning..	Wool yarns, wool hosiery.....
2	Yadkin Woolen Mills.....	Patterson.....	Both.....	Wool homespun, wool blankets, yarns
3	Chatham Mfg. Co.....	Winston-Salem.....	Both.....	Wool and cotton blankets.....
4	Leaksville Woolen Mills.....	Charlotte.....	Both.....	Blankets.....
5	Tryon Hand Weavers.....	Tryon.....	Weaving..	Hand loom woolens.....
6	Marshall Field Mills Corp.....	Leaksville.....	Weaving..	Axminster rugs and carpets.....
7	Spray Woolen Mill (Carolina Cot. and Woolen Mills Co.).....	Spray.....	Both.....	Woolen blankets.....
8	Horn Company.....	Spindale.....	Weav. and braid....	Rag rugs.....
9	Chatham Mfg. Co.....	Elkin.....	Both.....	Woolen blankets.....
10	Alpine Woolen Mills.....	Mount Airy.....	Both.....	Wool slasher cloth.....

†Braiders. *Sewing machines.

MILLS

Date of Establishment, Capital Stock, Selling Agent, Etc.

Secretary or Treasurer	Year Established	Capital Stock	Product Sold Direct or Through Agents?	Agent's Name	No.
-----	1900	\$-----	direct-----	-----	1
-----	1918	*50,000	direct-----	-----	2
Thurmond Chatham.	1877	1,500,000	direct-----	-----	3
James D. Taylor	1881	298,000	agent-----	Northern Textile Co., New York City	4
-----	-----	-----	-----	-----	5
-----	-----	-----	-----	-----	6
-----	1902	-----	direct-----	-----	7
G. B. Howard	1922	40,000	agents-----	T. Holt Haywood, New York	8
Thurmond Chatham.	1879	†-----	direct-----	-----	9
W. E. Lindsay	1923	10,000	direct-----	-----	10

Goods Manufactured, Equipment, Etc.

Number Spindles	Number Looms	Number Cards	Power	Number Horse-power	Approximate Amount Raw Material Used, Pounds	Estimated Yearly Output	Days in Operation During Year	No.
300	-----	1 set	water-----	35	5,000	\$-----	50	1
500	5	3	water-----	35	10,000	8,000	150	2
*12	220	22	electric-----	750	-----	-----	300	3
1,800	48	4 sets	electric-----	250	600,000	500,000	282	4
-----	-----	-----	-----	-----	-----	-----	-----	5
-----	25	-----	electric-----	728	1,200,000	800,000	296	6
5,580	150	13	electric-----	400	1,098,752	880,000	281½	7
†3	16	*2	steam and electric-----	-----	-----	-----	-----	8
11,000	180	22 sets	steam and water-----	500	3,000,000	1,500,000	260	9
384	5	1 set	water-----	50	28,250	35,300	226	10

WOOLEN MILLS—

TABLE No. 3—*Employees,*

No.	Mill	Postoffice	Number Hours Worked		
			Day	Night	Week
1	Helton Woolen Mills Co.....	Helton.....	10		
2	Yadkin Woolen Mills.....	Patterson.....	10		55
3	Chatham Mfg. Co.....	Winston-Salem.....	10		55
4	Leaksville Woolen Mills.....	Charlotte.....	10		60
5	Tryon Hand Weavers.....	Tryon.....			
6	Marshall Field Mills Corp.....	Leaksville.....	10	11	55
7	Spray Woolen Mill (Carolina Cotton and Woolen Mills Co.).....	Spray.....	10		55
8	Horne Company.....	Spindale.....			
9	Chatham Mfg. Co.....	Elkin.....	10		55
10	Alpine Woolen Mills.....	Mount Airy.....	10		55

Continued.

Hours, Wages, Etc.

Employees				Wages				When Paid	What Per Cent Read and Write?	Estimated Number Persons Dependent on Mills	No.	
Male	Female	Children	Total	Highest Paid Men	Lowest Paid Men	Highest Paid Women	Lowest Paid Women					
4			4	\$ 1.50	\$-----	\$-----	\$-----	on request-----	100	12	1	
4	2		6	3.00	1.25	1.50	1.00	weekly-----	90	25	2	
300	250		550	5.00	2.25	4.16	2.00	weekly-----	60	1,650	3	
68	16	15	99	6.20	2.00	5.00	2.00	weekly-----	95	350	4	
<hr/>												
150	75		225	6.66	2.41	5.83	2.08	weekly-----	98	900	5	
<hr/>												
173	75	5	253	4.86	2.56	6.10	2.10	weekly-----	89	1,000	7	
40	20		60	<hr/>							180	8
200	150		350	5.00	2.00	3.66	1.33	weekly-----	85	1,750	9	
4	6		10	3.50	1.50	1.75	1.00	weekly-----	100	30	10	

Year	Month	Day	Event	Location	Remarks
1789	July	14	Storm	London	Strong wind
1790	Aug	15	Storm	London	Very high
1791	Sept	16	Storm	London	High tide
1792	Oct	17	Storm	London	High tide
1793	Nov	18	Storm	London	High tide
1794	Dec	19	Storm	London	High tide
1795	Jan	20	Storm	London	High tide
1796	Feb	21	Storm	London	High tide
1797	Mar	22	Storm	London	High tide
1798	Apr	23	Storm	London	High tide
1799	May	24	Storm	London	High tide
1800	Jun	25	Storm	London	High tide
1801	Jul	26	Storm	London	High tide
1802	Aug	27	Storm	London	High tide
1803	Sept	28	Storm	London	High tide
1804	Oct	29	Storm	London	High tide
1805	Nov	30	Storm	London	High tide

THE HISTORY OF THE

CHAPTER II

KNITTING MILLS

The knit goods industry in the State has experienced the usual progress the past two years. Standing second in importance among the textile group at the time of the last biennial report that position has been fully maintained. The State now ranks third among those of the Union in the number of mills and seventh in the total value of all knit goods manufactured.

One hundred thirty-one mills are represented in this compilation, with a total capital stock of \$33,994,485. The amount of raw material used annually is 34,062,705 pounds, and the total value of yearly output is \$29,058,702.

The principal products of the mills are cotton hose, shirts and drawers, union suits, and half-hose. The State takes second rank in the quantity and value of knit cotton goods other than hosiery, second in quantity, and third in value of hosiery. It stands second in quantity and value of half-hose. It is seventh in the average number of wage-earners employed.

Though the number of mills reporting has slightly decreased from that of two years ago, the activity of those left shows an increase, so that the number of employees, raw material used, and value of yearly output has shown an increase. One hundred thirty-one mills are reported active.

There are 208,948 spindles, 19,898 knitting machines, 2,417 sewing machines, 2,543 loopers, 2,948 ribbers, and 1,040 cards employed in the operation of the plants. 11,389 units of horsepower are used in the establishments. The number of employees has increased during the biennial period, there now being 4,154 men and 8,248 women employed, as well as 379 children, the latter a decrease of 270 since the last report.

The highest and lowest average paid both men and women has increased, the men now earning \$5.60 a day maximum and \$2.01 minimum. The women receive \$3.48 maximum and \$1.45 minimum. The number dependent for support upon the earnings of the employees is 35,986.

Electricity continues to predominate as a driving force in this industry, about 50 per cent of the establishments reporting its use in their operations. Steam takes second rank, while the water-wheel and the internal combustion engine supply the power for many of the smaller plants.

Ten hours constitute a day's work; week, sixty hours.

In the tabulations following will be found detailed information from which this summary has been drawn.

TABLE No. 1—Factories by Counties, Officers,

No.	County	Postoffice	Mill	President
1	Alamance.....	Burlington.....	Alamance Hosiery Mills.....	Partnership.....
2	do.....	do.....	Brown Hosiery Mills.....	W. W. Brown.....
3	do.....	do.....	Burlington Knitting Mills, Inc.....	R. H. Whitehead.....
4	do.....	do.....	Graham Hosiery Mills.....	Dr. A. L. Fenant.....
5	do.....	do.....	Love Knitting Co.....	C. R. Love.....
6	do.....	do.....	May Hosiery Mill.....	W. H. May.....
7	do.....	do.....	Mohawk Hosiery Mills.....	M. W. McPherson.....
8	do.....	do.....	The Sellers Hosiery Mills.....	D. E. Sellers, Mgr.....
9	do.....	do.....	Standard Hosiery Mills.....	J. T. Black.....
10	do.....	do.....	Victory Hosiery Mills.....	H. F. Mitchell.....
11	do.....	do.....	Whitehead Hosiery Mills.....	L. C. Chrisman.....
12	do.....	Gibsonville.....	Gibsonville Hosiery Mills Co.....	J. W. Burke.....
13	do.....	Haw River.....	Childery Hosiery Mills.....	Mrs. W. H. Childery.....
14	do.....	do.....	Riverside Hosiery Mills, Inc.....	J. A. Long.....
15	do.....	Mebane.....	Durham Hosiery Mills, No. 8.....	C. M. Carr.....
16	Buncombe.....	Asheville.....	Asheville Knitting Mills.....	M. W. Frazier.....
17	Burke.....	Drexel.....	Drexel Knitting Mills Co.....	F. O. Huffman.....
18	do.....	Glen Alpine.....	Glen Alpine Knitting Mills.....	C. V. Fall, Mgr.....
19	do.....	Hildebran.....	J. A. Cline & Son.....	J. A. Cline.....
20	do.....	Icard.....	Highway Knitting Mills.....	W. Y. Frazier.....
21	do.....	Morganton.....	Garron Knitting Mills.....	Francis Garron.....
22	do.....	Valdese.....	J. G. Berry.....
23	do.....	do.....	Martinat Hosiery Mill.....	E. D. Martinat.....
24	do.....	do.....	Pauline Knitting Mills.....	H. Garron.....
25	do.....	do.....	Waldensian Hosiery Mills.....	F. Garron.....
26	Cabarrus.....	Concord.....	Concord Knitting Co.....	A. R. Howard.....
27	do.....	do.....	Hoover Hosiery Co.....	S. D. Arrowood.....
28	Carteret.....	Beaufort.....	Orion Knitting Mills†.....
29	Catawba.....	Claremont.....	Claremont Hosiery Mills.....	M. M. Smyre.....
30	do.....	Hickory.....	The Best Hosiery Mills, Inc.....	O. L. Hollar.....
31	do.....	do.....	Elliott Knitting Mills.....	W. Lyerly.....
32	do.....	do.....	Hickory Hosiery Mills, Inc.....	H. A. Sacks.....
33	do.....	do.....	Ranford Knitting Mills.....	E. L. Shuford, Prop.....
34	do.....	do.....	The Real Knitting Mills.....	C. S. Grove, Prop.....
35	do.....	Newton.....	Fidelity Hosiery Mills Co.....	D. M. Ausley.....
36	do.....	do.....	J. R. G. Hosiery Co.....	J. A. Gaither.....
37	do.....	do.....	Ridgeview Hosiery Mill Co.....	John A. Isenhour.....
38	Cherokee.....	Murphy.....	Oak Lane Knitting Mills.....	A. C. Richmond.....
39	Cleveland.....	Boiling Springs.....	Winner Mills, Inc.....	Dr. J. W. Wood.....
40	do.....	Shelby.....	Janet Hosiery Mills.....
41	Cumberland.....	Fayetteville.....	Holt-Williamson Mfg. Co.....	E. H. Williamson.....
42	Davidson.....	Lexington.....	Shoaf-Sink Hosiery Mill Co.....	H. E. Shoaf.....
43	do.....	Thomasville.....	Ragan Knitting Co.....	R. R. Ragan.....
44	Durham.....	Durham.....	Better Knit Mills Co.....	R. L. Lee, Prop.....
45	do.....	do.....	Chatham Knitting Mills Co.....	R. S. Dodd.....
46	do.....	do.....	Durham Hosiery Mills, No. 1.....	C. M. Carr.....
47	do.....	do.....	Durham Hosiery Mills, No. 2.....	C. M. Carr.....
48	do.....	do.....	Golden Belt Mfg. Co.....	G. W. Hundley.....
49	do.....	do.....	North State Knitting Mills.....	C. M. Carr.....
50	do.....	do.....	John O'Daniel Hosiery Mills.....	C. M. Carr.....
51	do.....	do.....	Tar Heel Hosiery Mills.....	C. M. Carr.....
52	do.....	East Durham.....	Louise Knitting Mills.....	E. C. Stone.....

*See Mill No. 1.

†Succeeded Liberty Hosiery Mills.

‡Branch of Kinston.

Articles Manufactured, Capital Stock, Etc.

Secretary or Treasurer	Year Established	Capital Stock	Product Sold Direct or Through Agents?	Agent's Name	No.
-----	1916	\$ 10,000	agent.....	-----	1
W. M. Brown.....	1921	100,000	agents.....	May Hosiery Mills.....	2
C. A. Walker.....	1922	10,000	direct.....	-----	3
O. E. Black.....	1918	-----	-----	-----	4
C. R. Love.....	1920	20,100	both.....	Wm. T. McVaugh, Inc.; W. J. Thompson.....	5
B. V. May.....	1898	375,000	direct.....	-----	6
R. H. Whitehead.....	1923	15,000	-----	-----	7
W. W. Sellers.....	1907	-----	both.....	Resk, Moody & Robinson, Inc., New York.....	8
John Shaffner.....	1917	50,000	direct.....	-----	9
Walter C. Brown.....	1924	60,000	agent.....	Smith-McClelland.....	10
R. H. Whitehead.....	1907	51,800	agents.....	Nicholson-Frinberg, Inc., New York.....	11
A. B. Owen.....	1913	40,000	Direct.....	-----	12
E. R. Childery.....	1913	10,000	agents.....	May Hosiery Mills, Burlington, N. C.....	13
R. K. Lasley.....	1917	30,000	agent.....	-----	14
W. F. Carr.....	1898	*	direct.....	-----	15
S. E. Frazier.....	1918	4,600	direct.....	-----	16
R. O. Huffman.....	1917	31,000	jobbers.....	-----	17
-----	-----	-----	direct.....	-----	18
C. V. Cline.....	1913	-----	-----	-----	19
-----	1916	1,000	direct.....	-----	20
R. O. Huffman.....	1917	90,500	direct.....	-----	21
-----	†	-----	-----	-----	22
H. F. Martinat.....	1920	50,000	direct.....	-----	23
A. F. Garron.....	1920	25,400	agent.....	Waldensian Hosiery Mills.....	24
A. F. Garron.....	1901	34,000	agents.....	Several.....	25
A. R. Hoover.....	-----	50,000	-----	-----	26
A. R. Hoover.....	1918	50,000	agents.....	Cannon Mills, Inc., New York.....	27
-----	1914	-----	-----	-----	28
L. H. Phillips.....	1917	12,500	direct.....	-----	29
W. L. Hollar.....	1920	20,000	direct.....	-----	30
E. Lyerly.....	1910	150,000	agent.....	H. H. Condit.....	31
E. W. Walton.....	1905	31,000	agent.....	Daisy Whitehead Knit. Co., New York.....	32
-----	-----	-----	both.....	-----	33
-----	1922	-----	direct.....	-----	34
L. H. Phillips.....	1910	50,000	both.....	McDermott & Short, New York.....	35
J. R. Gaither.....	1920	15,500	agent.....	Cannon Mills, New York.....	36
J. A. Gaither.....	1912	1,000,000	agent.....	Cannon Mills, Inc., New York.....	37
H. F. Allebach.....	1903	-----	-----	-----	38
J. W. Cash.....	1918	10,000	agent.....	S. Jacobs.....	39
-----	1916	10,000	agent.....	A. V. Victorious & Co., New York.....	40
A. A. McEachern.....	1898	200,000	agent.....	Buchanan-Hicks Co., St. Louis, Mo.....	41
T. L. Sink.....	1920	85,600	both.....	Several.....	42
A. H. Ragan.....	1918	40,000	agent.....	J. C. Bossong & Co., New York.....	43
-----	-----	-----	-----	-----	44
Jos. W. Spransy.....	1907	100,000	both.....	Campe-Davis-Blair Co., New York.....	45
W. F. Carr.....	1898	7,915,000	agents.....	Hunter Mfg. and Comm. Co., New York.....	46
W. F. Carr.....	1898	*	agents.....	Hunter Mfg. and Comm. Co., New York.....	47
C. A. Moore.....	1899	1,500,000	direct.....	-----	48
W. F. Carr.....	1913	500,000	direct.....	-----	49
W. F. Carr.....	1919	175,000	direct.....	-----	50
W. F. Carr.....	1919	200,000	direct.....	-----	51
R. C. Stone.....	1914	180,000	direct.....	-----	52

TABLE No. 1—

No.	County	Postoffice	Mill	President
53	Edgecombe	Tarboro	Paola Knitting Mill*	C. W. Jeffreys
54	do	do	Runnymede Mills, Inc.	George Howard
55	do	do	Tarboro Knitting Co.*	A. M. McDowell
56	Forsyth	Kernersville	American Hosiery Mills Co.†	J. H. Adams
57	do	do	Kernersville Knitting Co.	M. Vance Fulp
58	do	do	Vance Knitting Co.	J. F. Hanes
59	do	Winston-Salem	Hanes Hosiery Mills Co.	P. H. Hanes, Sr.
60	do	do	P. H. Hanes Knitting Co.	W. L. Siewers
61	do	do	Indera Mills Co.	W. L. Siewers
62	do	do	The Maline Mills	S. S. Mauney
63	Gaston	Cherryville	Josephine Knitting Mills, Inc.	L. N. Patrick, Prop.
64	do	Gastonia	Patrick Knitting Co.	S. Cohn
65	Granville	Oxford	C. & M. Hosiery Mills	R. T. Amos, Mgr.
66	Guilford	High Point	Amos Hosiery Mills	R. R. Ragan
67	do	do	Commonwealth Hosiery Mills	
68	do	do	Crown Hosiery Mills	R. R. Ragan
69	do	do	Durham Hosiery Mills, No. 3	C. M. Carr
70	do	do	Guilford Hosiery Mills	E. T. Kearns
71	do	do	Harris & Covington Hosiery Mills	F. W. Harris
72	do	do	High Point Hosiery Mills	J. E. Millis
73	do	do	O. E. Kearns & Son	
74	do	do	Melrose Hosiery Mills	Chas. L. Amos, Prop.
75	do	do	Piedmont Mills Co.	J. A. Adams
76	do	do	Pointer Hosiery Co.	J. H. Adams
77	do	do	The Robbins Knitting Co.	C. C. Robbins
78	do	do	Royal Hosiery Mills	T. A. Kearns
79	do	do	Slane Hosiery Mills	Not incorporated
80	Halifax	Enfield	Enfield Hosiery Mills Co.	Ivy Watson
81	do	Scotland Neck	Roanoke Hosiery Co.	A. McDowell
82	do	do	Scotland Neck Cotton Mills	A. McDowell
83	do	Weldon	Weldon Cotton Mfg. Co.	W. T. Shaw
84	Haywood	Canton	Creseent Mfg. Co.	B. W. Montgomery
85	Henderson	East Flat Rock	Skyland Hosiery Mills	M. G. Starrett
86	do	Hendersonville	Freeze-Bacon Hosiery Mills	F. A. Bly
87	do	do	Grey Hosiery Mills	Partnership
88	do	do	Harkins-Hammack-Whitlock Co.§	G. T. Whitlock, V.-P.
89	Hertford	Murfreesboro	Murfreesboro Knitting Mills	J. A. Campbell
90	Iredell	Statesville	Hall Hosiery Co.	D. M. Ausley
91	do	do	Queen Knitting Mill	F. B. Bunch
92	do	do	Walton Hosiery Mills	John Walton, Jr., Prop.
93	Lee	Jonesboro	Louise Knitting Mills Co.	Branch of E. Durham.
94	Lenoir	Kinston	Orion Knitting Mills	Dr. Henry Tull
95	McDowell	Marion	Elizabeth James Mills	C. F. James
96	do	do	McDowell Mills Co.	C. F. James
97	do	do	Marion Knitting Mill	W. W. Neal
98	Madison	Hot Springs	Hot Springs Hosiery Mills, Inc.	G. C. Buquo
99	Mecklenburg	Charlotte	Charlotte Knitting Co.	C. L. Okey
100	do	do	Nehel Knitting Co.	William Nehel
101	Montgomery	Troy	Troy Knitting Mills Co.¶	J. C. Hurley

*Same as last report. †Idle. ‡See Mill No. 1. §Idle during 1923.

¶Not in operation.

Continued.

Secretary or Treasurer	Year Established	Capital Stock	Product Sold Direct or Through Agents?	Agent's Name	No.
W. W. Ruffin and Rawls Howard		\$	direct		53
	1900	158,700	both	E. M. Townsend & Co., Stone Warren, N.Y.	54
	1918	150,000	both		55
John G. Kerner	1900	9,000	direct		56
J. E. Millis	1918	80,000	agent	Adams-Millis Corp.	57
James J. Griffith	1920	50,000	direct		58
J. N. Weeks	1914	250,000	agents	Charles Chapman Sons Co., New York	59
T. W. Allen	1903	5,750,000	direct		60
J. Lee Keiger	1922	500,000	agent	Maline Mills, Winston-Salem, N. C.	61
W. J. Hege	1902	200,500	direct		62
D. R. Mauney	1922	30,000	agents	The Crepicilk Corp., New York	63
					64
N. Cohn	1924	50,000			65
	1916	4,500	agents	Several	66
E. W. Freeze	1916	37,500	agents	J. C. Bossong & Co.; Heyman & Bes-singer Co.	67
G. H. Kearns	1913	45,000	both		68
W. F. Carr		†	agents	Hunter Mfg. and Comm. Co., New York	69
T. A. Kearns	1920	45,000	agents		70
W. C. Covington	1920	60,000	both		71
H. A. Millis	1904	68,000	agent		72
	1921		both		73
					74
J. E. Millis	1909	300,000	direct		75
W. C. Covington					76
C. C. Robbins	1922	60,000	agent	United Mills Co. and others	77
J. W. Kearns	1916	15,000	agents		78
	1912	23,000	direct		79
George T. Andrews	1907	100,000	direct		80
Henry T. Clark	1920	80,000	direct		81
Henry T. Clark	1889	150,000	direct		82
W. A. Pierce	1898	192,175	agent	Wm. H. Shelp & Co., New York	83
W. W. Lancaster	1918		agent	E. M. Townsend & Co., New York	84
E. H. Wells	1907	192,250	agent	Charles Chitman's Sons Co., New York	85
R. P. Freeze	1912	37,000	direct		86
	1915	120,000	agent	E. M. Townsend & Co., Hack & Hartman, New York	87
A. B. Whitesides	1919	15,000	both		88
W. H. Sander	1924	30,000			89
W. T. Hall	1922	60,000	agent	Several	90
F. Guerrant	1917	115,000	both		91
	1912	20,000	both		92
	1914	180,000		Direct jobbers	93
J. F. Taylor	1890	345,650	agent	Norman Gould, New York	94
J. K. Giles	1913		agents		95
J. K. Giles	1921	16,700	agents	Several	96
	1908	13,000	agent	J. C. Bossong & Co.	97
J. P. Morris	1923	7,000	agent	B. W. Heyman Mill Agent Co., Phila., Pa.	98
J. H. McEwen	1917	52,500	agent	Okey & Crawford, New York	99
Charles L. Okey	1923	85,600	both	Okey & Crawford, New York	100
Barna Allen	1914	20,300			101

TABLE No. 1—

No.	County	Postoffice	Mill	President
102	Moore.....	Carthage.....	Bismark Hosiery Mills.....	J. R. McQueen.....
103	Orange.....	Carrboro.....	Durham Hosiery Mills, No. 5.....	C. M. Carr.....
104	do.....	Efland.....	Efland Hosiery Mill.....	M. P. Efland.....
105	Pasquotank.....	Elizabeth City.....	Elizabeth City Hosiery Co.....	C. O. Robinson.....
106	do.....	do.....	Pasquotank Hosiery Co.....	N. Burfoot.....
107	do.....	do.....	Standard Mfg. Co.....	D. Van Horn.....
108	Pender.....	Atkinson.....	Atkinson Hosiery Mill†.....	John T. Hoggard.....
109	Pitt.....	Greenville.....	Greenville Hosiery Mill†.....
110	Polk.....	Tryon.....	Tryon Hosiery Mfg. Co.....	J. B. Hester.....
111	Randolph.....	Asheboro.....	Acme Hosiery Mills, Inc.....	W. J. Armfield, Jr.....
112	do.....	do.....	Asheboro Hosiery Mills.....	C. C. Cranford.....
113	do.....	Randleman.....	Randleman Hosiery Mills, Inc.....	J. J. Newlin.....
114	do.....	Staley.....	Staley Hosiery Mill.....	C. P. Fox.....
115	Richmond.....	Ellerbe.....	Ellerbe Knitting Mills.....	J. R. Wall.....
116	Robeson.....	St. Pauls.....	Ernaldson Cotton Mill Co.....	A. R. McEachern.....
117	Rockingham.....	Mayodan.....	Washington Mills.....	F. H. Fries.....
118	Rutherford.....	Forest City.....	Forest City Hosiery Co.....	C. L. Okey.....
119	Stanly.....	Albemarle.....	Lillian Knitting Mills Co.....	W. G. Efrid.....
120	do.....	do.....	Wiscasset Mills Co.....	Mrs. J. W. Cannon.....
121	Surry.....	Mount Airy.....	Renfro Hosiery Mills Co.....	W. G. Sydnor.....
122	Union.....	Monroe.....	Icemorlee Cotton Mills, No. 3.....	Arthur Draper.....
123	Wake.....	Holly Springs.....	Crystal Hosiery Mills.....	W. A. Segroves.....
124	do.....	Morrisville.....	Morrisville Hosiery Mills.....	E. C. Stone, Prop.....
125	do.....	Raleigh.....	Glenwood Knitting Mills§.....	W. E. Ratcliffe.....
126	do.....	do.....	Melrose Knitting Mill Co.....	V. O. Parker.....
127	do.....	Wendell.....	Wendell Hosiery Mills Co.....	Mrs. M. A. Griffin.....
128	Wayne.....	Goldsboro.....	Durham Hosiery Mills, No. 5.....	C. M. Carr.....
129	Wilkes.....	No. Wilkesboro.....	Brame Sweater Co.....
130	do.....	do.....	Wilkes Hosiery Mills Co.....	P. W. Eshelman.....
131	Wilson.....	Wilson.....	Wilson Knitting Mills.....	A. W. McDowell.....

*See Mill No. 1. †Same as last report.

‡Branch of Scotland Neck Hosiery Mill Co. §Idle.

Continued.

Secretary or Treasurer	Year Established	Capital Stock	Product Sold Direct or Through Agents?	Agent's Name	No.
W. H. Currin.....	1917	\$ 23,000			102
W. F. Carr.....	1898	*	agents.....	Cameron & Pfirgst.....	103
John M. Efland.....	1913	23,000	both.....		104
G. F. Seyffert.....	1902	393,460	both.....	I. Cozzens Co., New York.....	105
W. H. Jennings.....	1914	44,700	both.....		106
H. W. Morrisette.....	1918	45,000	agents.....	Robert P. Steele & Co., New York.....	107
E. A. Hanes, Jr.....	1917	100,000	direct.....		108
	1918				109
Henry Bray.....	1912	60,000	agents.....		110
D. B. McCrary.....	1909	26,000	direct.....		111
N. M. Cranford.....	1917	70,000	agent.....	J. C. Bossong & Co., New York.....	112
A. N. Bulla.....	1893	27,750	agent.....		113
C. M. Staley.....	1918	17,500	direct.....		114
B. B. Farlow.....	1916	50,000	agents.....	Cannon Mills, New York.....	115
W. D. Johnson, Treas.	1919	300,000	agents.....	Buchanan-Hicks Co., St. Louis, Mo.....	116
A. H. Bankson.....	1895	5,000,000	direct.....		117
S. E. Elmore.....	1923	62,000	agent.....	Okey & Crawford, New York and Chicago.....	118
A. L. Patterson.....	1905	68,600	both.....		119
J. F. Cannon.....	1898	3,600,000	agents.....	Cannon Mills, New York.....	120
T. C. Barber.....	1921	50,000	agent.....	Campe-Davis-Blair Co., New York.....	121
E. O. Fitzsimmons.....	1918	700,000	agents.....	R. P. McLaughlin & Co., New York.....	122
	1917	19,800	agent.....	Karn Brothers, New York.....	123
					124
W. E. Ratcliffe.....	1909		both.....		125
J. P. Snead.....	1901	75,000	agent.....	William H. Shelp, New York.....	126
J. A. Wall.....	1922	20,700	direct.....		127
W. F. Carr.....	1898	*	agents.....	Hunter Mfg. and Comm. Co., New York.....	128
	1922		both.....	P. J. Brame.....	129
J. N. Weeks.....	1920	14,600	agents.....	Charles Chipman's Sons Co., New York.....	130
C. W. Jeffrey.....	1907	50,000	direct.....		131

TABLE No. 2—Showing Value of Plant,

No.	Mill	Postoffice	Spinning or Knitting?	Class of Goods Manufactured
1	Alamance Hosiery Mills.....	Burlington.....	Knitting..	Half-hose.....
2	Brown Hosiery Mills.....	do.....	Knitting..	Half-hose.....
3	Burlington Knitting Mills, Inc.	do.....	Knitting..	Hosiery.....
4	Graham Hosiery Mill.....	do.....	Knitting..	Seamless hosiery.....
5	Love Knitting Co.....	do.....	Knitting..	Men's mercerized and arti- ficial silk hosiery.....
6	May Hosiery Mill.....	do.....	Knitting..	Hosiery.....
7	Mohawk Hosiery Mills.....	do.....	Knitting..	Seamless half-hose.....
8	The Sellers Hosiery Mills.....	do.....	Knitting..	Men's cotton and mercerized half-hose.....
9	Standard Hosiery Mills.....	do.....	Knitting..	Men's fiber plaited hose.....
10	Victory Hosiery Mills.....	do.....	Knitting..	Men's half-hose.....
11	Whitehead Hosiery Mills.....	do.....	Knitting..	Mercerized half-hose.....
12	Gibsonville Hosiery Mills Co.....	Gibsonville.....	Knitting..	Hosiery.....
13	Childery Hosiery Mills.....	Haw River.....	Knitting..	Half-hose.....
14	Riverside Hosiery Mills, Inc.	do.....	Knitting..	Hosiery.....
15	Durham Hosiery Mills, No. 8.....	Mebane.....	Knitting..	Hosiery.....
16	Asheville Knitting Mills.....	Asheville.....	Knitting..	Men's hosiery.....
17	Drexel Knitting Mills Co.....	Drexel.....	Knitting..	Hosiery.....
18	Glen Alpine Knitting Mills.....	Glen Alpine.....	Knitting..	Mercerized half-hose.....
19	J. A. Cline & Son.....	Hildebran.....	Knitting..	Ladies' hose and half-hose..
20	Highway Knitting Mills.....	Ieard.....	Knitting..	Men's hosiery.....
21	Garron Knitting Mills.....	Morganton.....	Knitting..	Silk hosiery.....
22	J. G. Berry.....	Valdese.....	Knitting..	Men's half-hose.....
23	Martinat Hosiery Mills.....	do.....	Knitting..	Gray hosiery.....
24	Pauline Knitting Mills.....	do.....	Knitting..	Hosiery.....
25	Waldensian Hosiery Mills.....	do.....	Knitting..	Hosiery.....
26	Conecord Knitting Co.....	Conecord.....	Knitting..	Ladies' hosiery.....
27	Hoover Hosiery Co.....	do.....	Knitting..	Ladies' silk full-fashioned hosiery.....
28	Orion Knitting Mills†.....	Beaufort.....	Knitting..	Misses' ribbed cotton hose..
29	Claremont Hosiery Mills.....	Claremont.....	Knitting..	Seamless hosiery.....
30	The Best Hosiery Mills, Inc.	Hickory.....	Knitting..	Hosiery.....
31	Elliott Knitting Mills.....	do.....	Knitting..	Infants' and ladies' cotton merc. and silk hosiery.....
32	Hickory Hosiery Mills, Inc.....	do.....	Knitting..	Men's, ladies', infants' hos'y
33	Ranford Knitting Mills.....	do.....	Knitting..	Cotton hosiery.....
34	The Real Knitting Mills.....	do.....	Knitting..	Hosiery.....
35	Fidelity Hosiery Mills Co.....	Newton.....	Knitting..	Hosiery.....
36	J. R. G. Hosiery Co.....	do.....	Knitting..	Ladies' hosiery.....
37	Ridgeview Hosiery Mill Co.	do.....	Knitting..	Ladies' hosiery.....
38	Oak Lane Knitting Mills.....	Murphy.....	Knitting..	Ladies' bathing suits and underwear.....
39	Winner Mills, Inc.....	Boiling Springs ..	Knitting..	Ladies' hosiery.....
40	Janet Hosiery Mills.....	Shelby.....	Knitting..	Hosiery.....
41	Holt-Williamson Mfg. Co.....	Fayetteville.....	Knitting..	Wristing and gloves.....
42	Shoaf-Sink Hosiery Mill Co.	Lexington.....	Knitting..	Ladies' and men's hosiery ..
43	Ragan Knitting Co.....	Thomasville.....	Knitting..	Misses' and men's half-hose..
44	Better Knit Mills Co.....	Durham.....	Knitting..	Half-hose.....
45	Chatham Knitting Mills Co.....	do.....	Knitting..	Hosiery.....
46	Durham Hosiery Mills, No. 1.....	do.....	Both.....	Hosiery and yarn.....

*Same as last report. †Branch of Kinston. ‡9,984 spindles; 26 cards.

§16,796 spindles; 72 cards.

TABLE No. 2—

No.	Mill	Postoffice	Spinning or Knitting?	Class of Goods Manufactured
47	Durham Hosiery Mills, No. 2.....	Durham.....	Knitting..	Hosiery.....
48	Golden Belt Mfg. Co.....	do.....	Knitting..	Ladies' silk and cot. hosiery
49	North State Knitting Mills.....	do.....	Knitting..	Hosiery.....
50	John O'Daniel Hosiery Mills.....	do.....	Knitting..	Hosiery.....
51	Tar Heel Hosiery Mills.....	do.....	Knitting..	Hosiery.....
52	Louise Knitting Mills.....	East Durham.....	Knitting..	Hosiery.....
53	Paola Knitting Mill*.....	Tarboro.....	Knitting..	Infants' Hosiery.....
54	Runnymede Mills, Inc.	do.....	Knitting..	Misses' and men's half hos'y
55	Tarboro Knitting Co.*.....	do.....	Knitting..	Misses' combed hosiery.....
56	American Hosiery Mills Co.†.....	Kernersville.....	Knitting..	Men's and ladies' hosiery...
57	Kernersville Knitting Co.....	do.....	Knitting..	Hosiery.....
58	Vance Knitting Co.....	do.....	Knitting..	Ladies' silk hosiery.....
59	Hanes Hosiery Mill.....	Winston-Salem.....	Knitting..	Hosiery.....
60	P. H. Hanes Knitting Co.....	do.....	Both.....	Yarn, nainsook, and ribbed underwear.....
61	Indera Mills Co.....	do.....	Knitting..	Knit underwear and princ- ess slips.....
62	The Maline Mills.....	do.....	Knitting..	Ladies' and children's knit underwear.....
63	Josephine Knitting Mills, Inc.....	Cherryville.....	Knitting..	Ladies' hosiery.....
64	Patrick Knitting Co.....	Gastonia.....	Knitting..	Men's and ladies' hosiery...
65	O. and M. Hosiery Mills.....	Oxford.....	Knitting..	Convert and mend hosiery..
66	Amos Hosiery Mills.....	High Point.....	Knitting..	Hosiery.....
67	Commonwealth Hosiery Mills.....	do.....	Knitting..	Ladies' and men's cot. hos'y
68	Crown Hosiery Mills.....	do.....	Knitting..	Ladies' and men's cot. hos'y
69	Durham Hosiery Mills, No. 3....	do.....	Knitting..	Hosiery.....
70	Guilford Hosiery Mills.....	do.....	Knitting..	Hosiery.....
71	Harris & Covington Hbs. Mills....	do.....	Knitting..	Hosiery.....
72	High Point Hosiery Mills.....	do.....	Knitting..	Hosiery.....
73	O. E. Kearns & Son.....	do.....	Knitting..	Ladies' hosiery.....
74	Melrose Hosiery Mills.....	do.....	Knitting..	Cotton hosiery.....
75	Piedmont Mills Co.....	do.....	Knitting..	Cotton hosiery.....
76	Pointer Hosiery Co.....	do.....	Knitting..	Hosiery.....
77	The Robbins Knitting Co.....	do.....	Knitting..	Ladies' and men's hosiery..
78	Royal Hosiery Mills.....	do.....	Knitting..	Cotton hosiery.....
79	Slane Hosiery Mills.....	do.....	Knitting..	Ladies' and men's hosiery..
80	Enfield Hosiery Mills Co.....	Enfield.....	Knitting..	Ribbed hosiery.....
81	Roanoke Hosiery Co.....	Scotland Neck.....	Knitting..	Children's mercer. hosiery..
82	Scotland Neck Cotton Mills.....	do.....	Knitting..	Misses' and ladies' cotton and mercerized hosiery....
83	Weldon Cotton Mfg. Co.....	Weldon.....	Both.....	Men's and boys' cotton ribbed union suits.....
84	Crescent Mfg. Co.....	Canton.....	Knitting..	Children's heavy ribbed hose
85	Skyland Hosiery Mills.....	East Flat Rock...	Knitting..	Men's cotton, silk, and mer- cerized half-hose....
86	Freeze-Bacon Hosiery Mills.....	Hendersonville...	Knitting..	Silk and cotton hosiery....
87	Grey Hosiery Mills.....	do.....	Knitting..	Hosiery.....
88	Harkins-Hammack-Whitlock Co.**.....	do.....	Knitting..	Silk hose and half-hose....
89	Murfreesboro Knitting Mills.....	Murfreesboro.....	Knitting..	Ladies' hosiery.....
90	Hall Hosiery Co.....	Statesville.....	Knitting..	Ladies' and men's hosiery..

*Same as last report. †Idle. ‡Estimated. §Spindles, 27,500; cards, 180.

¶5,000 spindles; 24 cards. **Idle during 1923.

Continued.

Number Ribbers	Number Knitting Machines	Number Loopers	Number Sewing Machines	Power	Number Horse-power	Approximate Amount Raw Material Used Pounds	Estimated Yearly Output	Days in Operation During Year	No.
57	402	35	10	electric.....	61	800,000	\$ 500,000	260	47
-----	240	40	10	electric.....	55	215,131	820,000	240	48
100	568	150	8	electric.....	92	432,000	500,000	232	49
13	234	32	-----	electric.....	36	150,000	125,000	287	50
21	206	43	1	electric.....	24	150,000	150,000	247	51
35	300	35	4	electric.....	35	125,000	250,000	240	52
-----	25	-----	-----	steam.....	-----	-----	-----	-----	53
150	200	50	-----	electric.....	140	200,000	200,000	200	54
-----	100	-----	16	electric.....	30	90,000	150,000	-----	55
-----	200	-----	3	steam.....	120	-----	-----	-----	56
-----	101	60	-----	electric.....	40	\$1,400,000	350,000	300	57
-----	80	24	3	electric.....	45	\$22,500	40,000	310	58
55	400	80	2	electric and steam...	190	*304,532	*561,716	-----	59
§-----	262	-----	888	electric.....	2,200	6,852,956	-----	269	60
-----	35	-----	30	electric.....	25	200,000	500,000	300	61
-----	65	-----	100	electric.....	150	300,000	400,000	250	62
-----	30	8	3	electric.....	19	13,500	140,400	150	63
7	35	7	-----	electric.....	5	-----	*23,680	-----	64
-----	-----	-----	25	-----	-----	-----	-----	-----	65
-----	140	-----	7	electric.....	40	325,000	228,000	280	66
-----	116	26	1	electric.....	50	150,000	155,000	240	67
21	227	30	20	electric.....	110	\$600,000	350,000	-----	68
-----	473	-----	1	electric.....	133	500,000	500,000	306	69
-----	60	7	1	electric.....	-----	20,000	75,000	160	70
-----	203	34	53	electric.....	23	600,000	600,000	290	71
110	415	65	18	electric.....	23	*750,000	*417,000	280	72
-----	100	-----	-----	-----	-----	-----	-----	-----	73
-----	100	15	6	-----	-----	-----	-----	-----	74
90	450	75	40	electric.....	125	*1,000,000	*720,000	-----	75
-----	100	-----	-----	-----	-----	-----	-----	-----	76
-----	125	18	4	electric.....	40	240,000	200,000	300	77
-----	83	16	5	electric.....	12	*25,000	*30,000	300	78
-----	250	50	12	electric.....	100	\$700,000	750,000	-----	79
130	250	45	3	steam.....	100	75,000	250,000	310	80
79	65	12	8	electric.....	35	125,000	165,000	260	81
-----	-----	-----	-----	-----	-----	-----	-----	-----	82
182	240	68	6	electric.....	200	160,000	300,000	260	82
¶-----	40	-----	135	electric.....	300	700,000	300,000	312	83
76	68	12	-----	electric.....	15	2,800,000	200,000	313	84
-----	-----	-----	-----	-----	-----	-----	-----	-----	85
35	205	45	3	electric.....	100	150,000	220,000	215	85
11	111	30	12	electric.....	50	40,000	200,000	225	86
84	117	17	5	electric.....	40	150,000	250,000	295	87
-----	-----	-----	-----	-----	-----	-----	-----	-----	88
-----	21	-----	6	electric.....	15	-----	-----	-----	88
-----	20	-----	-----	-----	-----	-----	-----	-----	89
-----	100	15	7	electric.....	27	100,000	150,000	290	90

TABLE No. 2—

No.	Mill	Postoffice	Spinning or Knitting?	Class of Goods Manufactured
91	Queen Knitting Mill.....	Statesville.....	Knitting..	Hosiery.....
92	Walton Hosiery Mills.....	do.....	Knitting..	Children's and men's hos'y.
93	Louise Knitting Mills Co.....	Jonesboro.....	Knitting..	Hosiery.....
94	Orion Knitting Mills.....	Kinston.....	Knitting..	Ladies' and children's hos'y
95	Elizabeth James Mills.....	Marion.....	Knitting..	Men's half-hose.....
96	McDowell Mills Co.....	do.....	Knitting..	Men's half-hose.....
97	Marion Knitting Mill.....	do.....	Knitting..	Half-hose.....
98	Hot Springs Hosiery Mills, Inc.....	Hot Springs.....	Knitting..	Men's half-hose.....
99	Charlotte Knitting Co.....	Charlotte.....	Knitting..	Men's hosiery.....
100	Nehel Knitting Co.....	do.....	Knitting..	Ladies' full-fashioned silk hosiery.....
101	Troy Knitting Mills Co.†.....	Troy.....	Knitting..	Men's and children's seam- less hosiery.....
102	Bismark Hosiery Mills.....	Carthage.....	Knitting..	Men's half-hose in gray.....
103	Durham Hosiery Mills, No. 4.....	Carrboro.....	Both.....	Yarn and hosiery.....
104	Efland Hosiery Mill.....	Efland.....	Knitting..	Hosiery.....
105	Elizabeth City Hosiery Co.....	Elizabeth City.....	Knitting..	Hosiery.....
106	Pasquotank Hosiery Co.....	do.....	Knitting..	Hosiery.....
107	Standard Mfg. Co.....	do.....	Knitting..	Hosiery.....
108	Atkinson Hosiery Mill*.....	Atkinson.....	Knitting..	Ladies' and men's hosiery..
109	Greenville Hosiery Mill.....	Greenville.....	Knitting..	Hosiery.....
110	Tryon Hosiery Mfg. Co.....	Tryon.....	Knitting..	Men's hose.....
111	Aeme Hosiery Mills, Inc.....	Asheboro.....	Knitting..	Ladies' and men's cot. hos'y
112	Asheboro Hosiery Mills.....	do.....	Knitting..	Ladies' mercerized hosiery..
113	Randleman Hosiery Mills, Inc.....	Randleman.....	Knitting..	Hosiery.....
114	Staley Hosiery Mills.....	Staley.....	Knitting..	Cotton hosiery.....
115	Ellerbe Knitting Mills.....	Ellerbe.....	Knitting..	Ladies' and men's hosiery..
116	Ernaldson Cotton Mills Co.....	St. Pauls.....	Knitting..	Knit tubing.....
117	Washington Mills.....	Mayodan.....	Both.....	Yarn and cotton ribbed underwear.....
118	Forest City Hosiery Co.....	Forest City.....	Knitting..	Half-hose.....
119	Lillian Knitting Mills Co.....	Albemarle.....	Knitting..	Cotton and silk hosiery.....
120	Wiscasset Mills Co.....	do.....	Both.....	Ladies' and children's hos'y
121	Renfro Hosiery Mills Co.....	Mount Airy.....	Knitting..	Infants' socks.....
122	Icemoorlee Cotton Mills, No. 3.....	Monroe.....	Both.....	Cotton knit underwear.....
123	Crystal Hosiery Mills.....	Holly Springs.....	Knitting..	Men's hosiery.....
124	Morrisville Hosiery Mills.....	Morrisville.....	Knitting..	Half-hose.....
125	Glenwood Knitting Mills‡.....	Raleigh.....	Knitting..	Cotton hosiery.....
126	Melrose Knitting Mill Co.....	do.....	Knitting..	Men's underwear.....
127	Wendell Hosiery Mill.....	Wendell.....	Knitting..	Seamless hosiery.....
128	Durham Hosiery Mills, No. 5.....	Goldsboro.....	Knitting..	Hosiery.....
129	Brame Sweater Co.....	No. Wilkesboro.....	Knitting..	Sweaters.....
130	Wilkes Hosiery Mill Co.....	do.....	Knitting..	Half-hose, infants' stockings
131	Wilson Knitting Mills.....	Wilson.....	Knitting..	Knit boys' hosiery.....

*Same as last report. †Not in operation. ‡‡17,472 spindles; 46 cards.

§Estimated. ¶24,696 spindles; 126 cards. **500 cards; 95,000 spindles.

††66 cards; 12,500 spindles. ‡‡Idle.

Continued.

Number Ribbers	Number Knitting Machines	Number Loopers	Number Sewing Machines	Power	Number Horse-power	Approximate Amount Raw Material Used Pounds	Estimated Yearly Output	Days in Operation During Year	No.
2	140	22	10	electric.....	29	*118,000	\$ *189,000	-----	91
-----	57	6	1	electric.....	15	*85,000	60,000	250	92
15	125	10	25	electric.....	35	150,000	450,000	-----	93
19	304	14	8	steam.....	50	214,836	351,250	260	94
10	40	7	1	electric.....	10	50,000	75,000	293	95
11	52	12	1	steam and electric...	28	85,000	127,500	293	96
15	93	15	1	steam.....	40	*65,000	*60,000	-----	97
-----	39	-----	-----	electric.....	-----	-----	45,000	310	98
-----	167	42	6	electric.....	48	225,000	550,000	300	99
1	9	8	4	electric.....	-----	-----	-----	-----	100
60	250	50	4	electric.....	2	-----	-----	-----	101
17	60	20	2	steam.....	15	50,000	42,500	250	102
†	658	-----	-----	electric.....	990	700,000	500,000	209	103
-----	35	3	-----	steam.....	8	*17,000	40,000	-----	104
126	667	38	3	steam and electric...	120	575,000	450,000	263	105
27	98	12	1	electric.....	25	\$130,000	52,000	150	106
36	80	12	2	electric.....	25	100,000	150,000	275	107
-----	51	-----	5	steam.....	85	30,000	39,000	-----	108
50	60	12	-----	electric.....	30	-----	-----	-----	109
60	200	50	4	electric.....	60	-----	200,000	-----	110
-----	450	40	45	electric and steam...	150	-----	*300,000	-----	111
-----	178	40	2	electric.....	45	250,000	400,000	300	112
76	130	16	4	electric.....	35	112,800	50,000	-----	113
32	66	10	12	oil engine.....	15	100,000	75,000	300	114
4	200	17	20	steam.....	35	50,000	75,000	150	115
-----	30	-----	-----	electric.....	-----	-----	-----	-----	116
†	65	-----	150	steam and water...	1,500	-----	-----	-----	117
-----	156	-----	-----	electric.....	-----	80,000	200,000	-----	118
18	227	30	20	electric.....	70	250,000	250,000	275	119
**	133	62	27	electric.....	150	500,000	600,000	270	120
-----	194	-----	-----	electric.....	60	100,000	300,000	280	121
††	22	-----	75	electric.....	200	600,000	475,000	-----	122
10	50	11	1	gas engine.....	15	-----	-----	-----	123
16	80	8	1	-----	-----	-----	-----	-----	124
14	60	14	5	electric.....	10	-----	-----	-----	125
-----	31	-----	66	electric.....	76	167,000	-----	115	126
18	110	8	5	-----	25	*60,000	*75,000	-----	127
-----	416	-----	10	electric.....	135	550,000	500,000	289	128
-----	2	-----	2	electric.....	3	1,850	12,500	120	129
32	65	18	-----	electric.....	22	100,000	180,000	300	130
25	105	25	20	steam.....	100	*50,000	*30,000	30	131

TABLE No. 3—List of Mills,

No.	Mill	Postoffice	Number Hours Worked		
			Day	Night	Week
1	Alamance Hosiery Mills.....	Burlington.....	10		55
2	Brown Hosiery Mills.....	do.....	10		55
3	Burlington Knitting Mills, Inc.....	do.....			
4	Graham Hosiery Mills.....	do.....	10		60
5	Love Knitting Co.....	do.....	10		55
6	May Hosiery Mill.....	do.....	10	11	55
7	Mohawk Hosiery Mills.....	do.....			
8	The Sellers Hosiery Mills.....	do.....	10		54
9	Standard Hosiery Mills.....	do.....	11	11	55
10	Victory Hosiery Mills.....	do.....	10	11	110
11	Whitehead Hosiery Mills.....	do.....	10		55
12	Gibsonville Hosiery Mills Co.....	Gibsonville.....	10		55
13	Childery Hosiery Mills.....	Haw River.....	10		60
14	Riverside Hosiery Mills, Inc.....	do.....			55
15	Durham Hosiery Mills, No. 8.....	Mebane.....	10		55
16	Asheville Knitting Mills.....	Asheville.....	10		55
17	Drexel Knitting Mills Co.....	Drexel.....	10		58
18	Glen Alpine Knitting Mills.....	Glen Alpine.....			
19	J. A. Cline & Son.....	Hildebran.....	10		57
20	Highway Knitting Mills.....	Icard.....	10		55
21	Garron Knitting Mills*.....	Morganton.....	10		60
22	J. G. Berry.....	Valdese.....			
23	Martinat Hosiery Mill.....	do.....			55
24	Pauline Knitting Mills.....	do.....	9	10	55
25	Waldensian Hosiery Mills.....	do.....	9½		50
26	Concord Knitting Co.....	Concord.....			
27	Hoover Hosiery Co.....	do.....	10		55
28	Orion Knitting Mills‡.....	Beaufort.....	10		55
29	Claremont Hosiery Mills.....	Claremont.....	10		
30	The Best Hosiery Mills, Inc.....	Hickory.....	10		54
31	Elliott Knitting Mills.....	do.....	10		55
32	Hickory Hosiery Mills, Inc.....	do.....	10		55
33	Ranford Knitting Mills.....	do.....			
34	The Real Knitting Mills.....	do.....			
35	Fidelity Hosiery Mills Co.....	Newton.....	10		55
36	J. R. G. Hosiery Co.....	do.....	10	12	115
37	Ridgeview Hosiery Mills Co.....	do.....	10		55
38	Oak Lane Knitting Mills.....	Murphy.....			
39	Winner Mills, Inc.*.....	Boiling Springs.....	10		60
40	Janet Hosiery Mills.....	Shelby.....	10		55
41	Holt-Williamson Mfg. Co.....	Fayetteville.....	10	11	60
42	Shoef-Sink Hosiery Mill Co.....	Lexington.....	10	12	55
43	Ragan Knitting Co.....	Thomasville.....	10		55
44	Better Knit Mills Co.....	Durham.....			
45	Chatham Knitting Mills Co.....	do.....	10		55
46	Durham Hosiery Mills, No. 1.....	do.....	10		55
47	Durham Hosiery Mills, No. 2.....	do.....	10		55
48	Golden Belt Mfg. Co.....	do.....	10		55
49	North State Knitting Mills.....	do.....	10		55
50	John O'Daniel Hosiery Mills.....	do.....	10		55
51	Tar Heel Hosiery Mills.....	do.....	10		55
52	Louise Knitting Mills.....	East Durham.....	10		55

*Same as last report. †Piece work. ‡Branch of Kinston.

Number of Employees, Wages, Etc.

Employees				Wages				When Paid	What Per Cent Read and Write?	Estimated Number Persons Dependent on Mills	No.
Male	Female	Children	Total	Highest Paid Men	Lowest Paid Men	Highest Paid Women	Lowest Paid Women				
15	55		70	\$ 5.00	\$ 1.66	\$ 3.33	\$ 2.00	weekly	100	210	1
5	45		50	6.66	2.00	3.83		weekly	100	150	2
											3
5	30		35							105	4
6	30		36	6.66	2.08	3.33	1.50	weekly	75	100	5
35	90	6	131	6.33	2.75	4.16	2.00	weekly	100	393	6
											7
7	64	3	74	8.33	3.00	5.83	2.00	weekly	100	350	8
27	31		58	9.16	3.00	4.66	2.25	weekly	95	104	9
10	20		30	12.50	3.16	†		biweekly	100	30	10
50	80	20	150	6.73	2.53	3.84	1.92	weekly	100	300	11
17	44	15	76	7.50	1.75	3.75	1.60	weekly	100	225	12
3	19		22	5.00	2.00	4.00	2.75	weekly	100	66	13
5	18		23					weekly		69	14
40	90		130	3.00	1.83	2.50	1.33	weekly	90	390	15
3	40		43	6.66	1.50	3.33	.83	biweekly	100	129	16
40	75		115					semimonthly		345	17
30	20		50							150	18
3	30		33					biweekly	100	99	19
2	18		20	5.00	2.16	3.33	.83	monthly	100	60	20
40	50		90							270	21
15	10		25							75	22
6	40		46	3.50	2.50	2.50	1.33	weekly	90	138	23
5	10		15	4.25	1.75	3.50	1.50	daily	80	45	24
30	60		90	4.00	1.50	3.50	1.50	daily	75	270	25
45	30		75							225	26
18	12		30	8.33	3.00	5.00	2.00	weekly	100	100	27
8	60		68							204	28
10	15		25							75	29
10	50		60	8.33	3.00	6.00	1.25	biweekly	100	180	30
50	150		200	10.00	2.50	4.50	2.00	semimonthly	95	800	31
75			75	5.00	2.50	3.00	1.37	weekly	100	150	32
25	20		45							135	33
2	28		30	5.00	1.50	3.50	1.00	biweekly	100	90	34
50	70	10	130							390	35
5	10	1	16	5.00	2.33	2.50	1.04	weekly	100	48	36
25	45	10	80					weekly	100	300	37
											38
10	21		31	3.00	1.50	1.25	1.25	weekly		93	39
19	68	10	97	5.90	2.50	3.33	1.16	weekly		291	40
130	40	30	200	5.00	1.50	2.50	1.50	weekly	90	600	41
14	42		56	6.66	2.50	4.58	1.66	weekly	100	168	42
35	90		125	6.66	1.50	3.33	1.00	biweekly	80	300	43
											44
28	87	6	121	6.20	2.10	3.10	1.73	weekly	97	300	45
400	550		950	5.00	1.66	3.33	1.33	weekly	90	2,850	46
32	161		193	4.16	1.50	3.00	.66	weekly	90	579	47
30	70	4	104	7.50	2.29	4.16	1.83	weekly	100	300	48
59	149		208	5.00	1.50	3.33	1.33	weekly	90	624	49
6	75		81	5.00	2.00	2.33		weekly	90	243	50
17	85		102	5.00	2.16	3.66	1.83	weekly	90	306	51
20	60	10	90	6.50	2.50	5.00	2.00	weekly	100	270	52

TABLE No. 3—

No.	Mill	Postoffice	Number Hours Worked		
			Day	Night	Week
53	Paola Knitting Mill*.....	Tarboro.....			
54	Runnymede Mills, Inc.....	do.....	11		60
55	Tarboro Knitting Co.*.....	do.....	9		54
56	American Hosiery Mills Co.†.....	Kernersville.....			
57	Kernersville Knitting Co.....	do.....	10	12	60
58	Vanee Knitting Co.....	do.....	10½	12	57½
59	Hanes Hosiery Mill*.....	Winston-Salem.....	9		49
60	P. H. Hanes Knitting Co.....	do.....	9½		52½
61	Indera Mills Co.....	do.....	8		48
62	The Maline Mills.....	do.....	8½		48
63	Josephine Knitting Mills, Inc.....	Cherryville.....	10	10	60
64	Patrick Knitting Co.*.....	Gastonia.....	11		60
65	C. & M. Hosiery Mills.....	Oxford.....			
66	Amos Hosiery Mills.....	High Point.....	10		55
67	Commonwealth Hosiery Mills.....	do.....	10		55
68	Crown Hosiery Mills.....	do.....	10	10	55
69	Durham Hosiery Mills, No. 3.....	do.....	10		55
70	Guilford Hosiery Mills.....	do.....	10		
71	Harris & Covington Hosiery Mills.....	do.....	10	12	55
72	High Point Hosiery Mills.....	do.....	10		55
73	O. E. Kearns & Son.....	do.....			
74	Melrose Hosiery Mills.....	do.....			
75	Piedmont Mills Co.*.....	do.....	10		55
76	Pointer Hosiery Co.....	do.....			
77	The Robbins Knitting Co.....	do.....	10	10	55
78	Royal Hosiery Mills.....	do.....	10		55
79	Slane Hosiery Mills.....	do.....	10		55
80	Enfield Hosiery Mills Co.....	Enfield.....	10		55
81	Roanoke Hosiery Co.....	Scotland Neck.....	10		55
82	Scotland Neck Cotton Mills.....	do.....	10		56
83	Weldon Cotton Mfg. Co.....	Weldon.....	10		60
84	Creseent Mfg. Co.....	Canton.....	9		55
85	Skyland Hosiery Mills.....	East Flat Rock.....			60
86	Freeze-Bacon Hosiery Mills.....	Hendersonville.....	10		55
87	Grey Hosiery Mills.....	do.....	10		55
88	Harkins-Hammack-Whitlock Co.†.....	do.....			
89	Murfreesboro Knitting Mills.....	Murfreesboro.....			
90	Hall Hosiery Co.....	Statesville.....			57½
91	Queen Knitting Mill*.....	do.....	9		
92	Walton Hosiery Mills.....	do.....	10		60
93	Louise Knitting Mills.....	Jonesboro.....	10		55
94	Orion Knitting Mills.....	Kinston.....	10		55
95	Elizabeth James Mills.....	Marion.....	10		56
96	McDowell Mills Co.....	do.....	10		56
97	Marion Knitting Mill*.....	do.....	10		60
98	Hot Springs Hosiery Mills, Inc.....	Hot Springs.....	10		45
99	Charlotte Knitting Co.....	Charlotte.....	10	8	55
100	Nehel Knitting Co.....	do.....			
101	Troy Knitting Mills Co.§.....	Troy.....			
102	Bismark Hosiery Mills.....	Carthage.....	9½		54
103	Durham Hosiery Mills, No. 4.....	Carboro.....	10		55
104	Efland Hosiery Mill*.....	Efland.....	10		55

*Same as last report. †Idle. ‡Idle during 1923. §Not in operation.

Continued.

Employees				Wages				When Paid	What Per Cent Read and Write?	Estimated Number Persons Dependent on Mills	No.
Male	Female	Children	Total	Highest Paid Men	Lowest Paid Men	Highest Paid Women	Lowest Paid Women				
				\$	\$	\$	\$				
50	100		150	6.66	1.00	4.25	1.00	biweekly	50	300	53
20	55		75	5.00	1.66	3.00	1.50		100	225	54
											55
30	65		95	6.25	2.00	5.00	1.25	biweekly	99	500	56
35	50		85	6.85	2.50	4.25	1.50	semimonthly		400	57
150	225	25	400					weekly	100	1,200	58
440	885	25	1,350	3.33	1.66	3.00	1.33	weekly	98	2,500	59
13	30		43	6.00	3.00	4.10	2.50	weekly	100	125	60
25	75		100	4.00	2.00	3.00	1.50	weekly	100	300	61
7	10		17	2.83	1.66	2.50	1.25	weekly	100	51	62
4	4	2	10					weekly		30	63
30	20		50							150	64
40	35		75	4.00	2.50	3.50	1.75	biweekly	95	100	65
25	35	6	66	6.25	2.50	3.00	2.08	biweekly	85	198	66
110	80	40	230					biweekly	98	690	67
69	151		220	5.00	1.33	3.83	.83	weekly	90	660	68
10	20		30							90	69
50	90	10	150	9.25	1.50	4.66	1.50	biweekly	98	450	70
110	190		300	4.00	2.00	3.00	1.25	triweekly	98	950	71
											72
											73
135	227	15	377	6.35	2.00	5.00	2.00		98	1,131	74
											75
20	40	2	62	7.00	2.50	5.00	1.50	biweekly	100	246	76
8	20		28	5.00	2.50	4.00	1.50	biweekly	100	84	77
75	125		200					weekly		600	78
20	75		95	7.08	1.83	3.33	1.25	biweekly	99	350	79
15	18	35	68	5.00	2.00	3.75	1.25	biweekly	100	275	80
62	112		174	6.00	1.75	3.50	1.25	biweekly	98	400	81
64	106	4	174	4.00	1.50	2.50	1.00	biweekly	100	522	82
43	12		55	4.33	2.00	2.83	1.18	weekly	100	200	83
55	75	20	150	5.00	2.00	3.00	1.50	weekly	99	600	84
15	35		50	5.00	2.50	3.33	2.00	weekly	100	200	85
20	56	4	80	7.50	2.00	5.00	.83	weekly	100	200	86
										200	87
											88
7	53		60	5.00	2.50	4.50	1.50	weekly	100	75	89
15	50		65					weekly	100	195	90
4	30		34	3.33	1.25	3.60	1.00	semimonthly	100	102	91
35	40		75	5.00	1.66	3.75	1.50	weekly	100	400	92
30	80		110	6.66	2.00	3.00	1.25	weekly	90	500	93
2	24		26	3.50	1.50	3.16	1.35	weekly	100	78	94
12	50		62	5.00	1.50	4.33	1.35	weekly	100	125	95
15	35		50	4.00	1.50	2.50	1.00	weekly	100	200	96
1	18		19	3.50				biweekly	100	60	97
30	150		180	8.33	2.50	5.00	2.25	weekly	95	500	98
17	15		32							96	99
											100
2	35		37	4.25	2.00	3.00	1.50	biweekly	100	100	101
88	89		177	5.00	2.00	3.33	1.50	weekly	90	531	102
5	12		17	5.25	1.25	2.75	1.00		100	51	103
											104

TABLE No. 3—

No.	Mill	Postoffice	Number Hours Worked		
			Day	Night	Week
105	Elizabeth City Hosiery Co.....	Elizabeth City.....	10		55
106	Pasquotank Hosiery Co.....	do.....	10		50
107	Standard Mfg. Co.....	do.....	10		
108	Atkinson Hosiery Mill*.....	Atkinson.....	10		60
109	Greenville Hosiery Mill*.....	Greenville.....	10		55
110	Tryon Hosiery Mfg. Co.....	Tryon.....	9		54
111	Aeme Hosiery Mills, Inc.....	Asheboro.....			
112	Asheboro Hosiery Mills.....	do.....	10		55
113	Randleman Hosiery Mills, Inc.....	Randleman.....			
114	Staley Hosiery Mills.....	Staley.....	10		55
115	Ellerbe Knitting Mills.....	Ellerbe.....	10		55
116	Ernaldson Cotton Mills Co.....	St. Pauls.....			
117	Washington Mills.....	Mayodan.....			
118	Forest City Hosiery Co.....	Forest City.....	10		55
119	Lillian Knitting Mills Co.....	Albemarle.....	10	10	55
120	Wiseassett Mills Co.....	do.....	10		55
121	Renfro Hosiery Mills Co.....	Mount Airy.....	10		55
122	Ieemorlee Cotton Mills, No. 3.....	Monroe.....	11	11	60
123	Crystal Hosiery Mills.....	Holly Springs.....	10		
124	Morrisville Hosiery Mills.....	Morrisville.....			
125	Glenwood Knitting Mills†.....	Raleigh.....			
126	Melrose Knitting Mill Co.....	do.....	9		55
127	Wendell Hosiery Mills.....	Wendell.....	9		54
128	Durham Hosiery Mills, No. 5.....	Goldsboro.....	10		55
129	Brame Sweater Co.....	North Wilkesboro.....	8		
130	Wilkes Hosiery Mills Co.....	do.....	10	11	56
131	Wilson Knitting Mills*.....	Wilson.....	10		60

*Same as last report. †Idle.

Continued.

Employees				Wages				When Paid	What Per Cent Read and Write?	Estimated Number Persons Dependent on Mills	No.
Male	Female	Children	Total	Highest Paid Men,	Lowest Paid Men	Highest Paid Women	Lowest Paid Women				
72	154	8	234	\$ 6.23	\$ 1.20	\$ 3.54	\$ 1.23	weekly	97	350	105
26	25		51	5.83	1.66	2.66	1.00	weekly	100	153	106
15	27		42	4.18	1.66	2.91	1.25	weekly	100	130	107
6	7		13					weekly		39	108
3	40		43	5.00	1.50	2.75	1.10		100	215	109
35	55		90	6.50	2.00	3.50	1.50	weekly	100	200	110
75	125		200							600	111
40	65		105	6.66	2.50	4.16	1.66	weekly	100	250	112
8	77		85	5.83	1.33	3.08	1.25	weekly	99	255	113
9	40		49	5.00	2.00	2.33	1.25	biweekly	100	80	114
4	15		19	2.50	2.50	1.50	1.50	biweekly	100	57	115
											116
											117
30	40		70	5.83	1.66	3.33	1.33	weekly	98	210	118
40	85	6	131	4.25	1.50	3.00	1.50	biweekly	100	393	119
115	165	50	330	5.50	2.50	3.25	1.75	biweekly	98	1,000	120
30	200		230	4.16	2.50	4.16	1.25	weekly		500	121
20	98		118	7.00	1.66	3.33	1.50	weekly	95	354	122
5	10		15	3.00	1.50	2.50	1.00	weekly	100	45	123
											124
											125
15	35		50	5.83	3.00	3.00	1.66	weekly	95	150	126
12	18		30							90	127
60	243		303	5.00	1.50	3.33	1.00	weekly	90	909	128
2	8		10			2.40	1.44	weekly	100	20	129
15	75		90	6.25	2.33	3.58	1.33	biweekly	99	400	130
20	33		53	5.00	2.25	2.50	2.00			250	131

Year	Area	Population	Urban		Rural		Total
			Male	Female	Male	Female	
1950
1955
1960
1965
1970
1975
1980
1985
1990
1995
2000
2005
2010
2015
2020

Source: ...

CHAPTER III

FURNITURE FACTORIES

The manufacture of furniture continues an important activity in the industrial life of the State. Compared with other furniture manufacturing states of the Union, the State ranks tenth in the number of establishments; eighth in the average number of wage-earners; tenth in the amount paid to employees; eighth in cost of materials; tenth in the value added by manufacture, and ninth in the value of products.

The number of factories listed this year is ninety-nine; capital stock represented, \$12,734,849; value of plants, \$10,805,846; value of yearly output, \$41,619,806; amount annually paid wage-earners, \$7,799,901; units of horsepower employed, 14,941.

Total number of persons engaged in plant operations: males, 10,759; females, 287; children, 135. Total, 11,181, an increase of 2,484 during the last biennium.

Wages paid both male and female workers in this industry have increased, the men now earning \$5.75 maximum and \$2.06 minimum. The women receive \$2.70 maximum and \$1.92 minimum. Wages are paid weekly and semi-monthly.

The average number of hours worked per day, nine and three-quarters. Week, fifty-five hours.

Forty-five plants report the use of steam power exclusively, and thirty-one electric. Thirteen employ steam and electric; two, gasoline. A small number operate by hand.

In the tables following will be found information from which the foregoing summary of conditions is made.

TABLE No. 1—*Factories by Counties, Officers,*

No.	County	Postoffice	Factory	President
1	Alamance	Mebane	Mebane Bedding Co.	W. W. Corbett
2	do	do	Mebane Iron Bed Co.	S. A. White
3	do	do	White Furniture Co.	W. E. White
4	Buncombe	Asheville	Carolina Wood Products Co.	D. B. Morgan
5	Burke	Drexel	Drexel Furniture Co.	
6	do	Morganton	Morganton Furniture Co.	A. C. Chaffee, part.
7	Caldwell	Lenoir	Bernhardt Chair Co.	J. M. Bernhardt
8	do	do	Caldwell Furniture Co.	W. B. Watson
9	do	do	Harper Furniture Co.	
10	do	do	Kent-Coffey Mfg. Co.	F. H. Coffey
11	do	do	Lenoir Chair Mfg. Co.	S. S. Jennings
12	do	do	Lenoir Furniture Corp.	T. H. Broghill
13	Catawba	Hickory	Hickory Chair Mfg. Co.*	G. N. Hutton
14	do	do	Hickory Furniture Co.	K. C. Menzies
15	do	do	Martin Furniture Co.	G. N. Hutton
16	do	do	Southern Desk Co.	G. F. Ivey
17	Chatham	Siler City	Chatham Chair Mfg. Co.	J. D. Edwards
18	do	do	High Point Bending and Chair Co.	C. B. Thomas
19	Cherokee	Murphy	Valley River Furniture Co.	W. H. Woodbury
20	Davidson	Lexington	Dixie Furniture Co.	E. J. Buchanan
21	do	do	Elk Furniture Co.	J. T. Hedrick
22	do	do	Hoover Chair Co.	G. M. Hoover
23	do	do	Lexington Chair Co.	Geo. L. Hackney
24	do	do	Southern Upholstery Co.	T. J. Grimes
25	do	Thomasville	Lambeth Furniture Co.	J. W. Lambeth
26	do	do	Standard Chair Co.	C. F. Lambeth
27	do	do	Thomasville Chair Co.	T. J. Finch
28	do	do	Thomasville Furniture Co.	R. L. Lambeth
29	Davie	Mocksville	Hanes Chair and Table Co.	J. B. Johnston
30	Forsyth	Kernersville	Kernersville Furniture Mfg. Co.	George V. Fulp
31	do	do	Ring Furniture Co.	S. G. Ring
32	do	Winston-Salem	Fogle Furniture Co.	Fred A. Fogle
33	do	do	Forsyth Furniture Lines, Inc.	Charles Siewers
34	do	do	B. F. Huntley Furniture Co.	B. F. Huntley
35	do	do	Winston-Salem Chair Co.	Henry A. Barnes
36	Guilford	Gibsonville	Overman Chair Co.*	T. H. Overman
37	do	Greensboro	Standard Table Co.	E. P. Wharton
38	do	do	Sterling Furniture Co.	John B. Franks
39	do	High Point	Alma Furniture Co.	C. E. Hayworth
40	do	do	Blue Ridge Hickory Furniture Co.	S. L. Davis
41	do	do	Colonial Furniture Co.	C. B. Mattocks
42	do	do	Continental Furniture Co.	Fred N. Tate
43	do	do	Dalton Furniture Co.	
44	do	do	J. F. & Arthur Ellison	
45	do	do	Ellison Furniture Co.*	A. L. Ellison
46	do	do	Giant Furniture Co.†	J. E. Kirkman
47	do	do	Globe Parlor Furniture Co.	A. S. Caldwell, Jr.
48	do	do	High Point Furniture Co.	M. J. Wrenn, prop.
49	do	do	Ideal Table Co.	V. A. J. Idol
50	do	do	Kearns Furniture Co.	A. W. Rankin

*Same as last report. †Idle for past year.

Articles Manufactured, Capital Stock, Etc.

Secretary or Treasurer	Goods Manufactured	Year Incorporated or Commenced Business	Capital Stock	No.
B. F. Warren.....	Spring beds, cots, mattresses, and pillows.....	1904	\$ 175,000	1
J. S. Vincent.....	Metal beds and springs.....	1907	59,000	2
J. S. White.....	Bedroom furniture.....	1896	203,400	3
Ralph Rosenburg.....	Furniture.....	1918	467,648	4
	Furniture.....		266,854	5
O. W. Slane, part.....	Bedroom and dining-room period furniture.....	1907		6
J. E. Dysart.....	Chairs.....	1917	50,000	7
L. H. Wall.....	Dressers, beds, buffets, etc.....	1909	125,000	8
J. A. Marshall, mgr.....	Bedroom furniture.....	1900		9
W. L. Minish.....	Bedroom furniture.....	1907	300,000	10
F. R. Hicks.....	Dining chairs.....	1910	20,000	11
R. S. Crisp.....	Bedroom furniture.....	1912	250,000	12
George Bailey.....	Chairs.....	1911	145,200	13
George W. Hall.....	Bedroom furniture.....	1901	100,000	14
William Cox.....	Dining-room furniture.....	1903	100,000	15
G. F. Ivey.....	School furniture and opera chairs.....	1911	200,000	16
J. S. Wrenn.....	Chairs and rockers.....	1918	15,000	17
C. F. Andrew.....	Chairs, fiber furniture, porch goods.....	1904	80,000	18
S. Woodbury.....	Tables, chairs, dressers, chiffoniers, etc.....	1915	30,000	19
W. F. Sparger.....	Beds, dressers, vanities, etc.....	1901	171,900	20
J. L. Galimore.....	Bedroom furniture.....	1902	25,000	21
Charles M. Hoover.....	Chairs.....	1915	68,500	22
	Round-post chairs and rockers.....	1911		23
J. C. Grimes.....	Upholstered furniture, living-room suits.....	1915	10,000	24
J. W. Lambeth, Jr.....	Bedroom and kitchen furniture.....	1901	98,000	25
F. S. Lambeth.....	Chairs and rockers.....	1898	70,000	26
T. A. Finch.....	Chairs.....	1907	679,873	27
John R. Myers.....	Bedroom furniture.....	1905	150,000	28
J. F. Hanes.....	Chairs.....	1914	23,500	29
M. Vance Fulp.....	Bedroom furniture.....	1901	90,000	30
M. Vance Fulp.....	Bedroom furniture and kitchen safes.....	1911	15,000	31
John Stockton.....	Fiber chairs, rockers, tables, lamps, etc.....	1922	125,000	32
W. C. Greenwood.....	Chairs, dining-room and bedroom furniture.....	1922	2,500,000	33
M. D. Stockton.....	Bedroom furniture.....	1906	2,500,000	34
Charles L. Creech.....	Chairs.....	1922	120,000	35
C. W. Overman.....	Chairs.....	1905	2,000	36
C. D. Kellenberger.....	Dining-room furniture.....	1908	46,725	37
Emory C. Fox.....	Dining-room suits.....	1912	50,000	38
C. E. Hayworth.....	Odd buffets and dining-room furniture.....	1887	75,000	39
W. C. Burns.....	Hickory porch furniture.....	1920	18,000	40
J. V. Thompson.....	Parlor suits, colonial chairs, rockers, windsor designs.....	1924	100,000	41
L. J. Massey.....	Bedroom suits.....	1902	80,000	42
R. B. Terry, owner.....	Tables.....	1905		43
Arthur Ellison.....	Parlor furniture.....	1911	5,000	44
O. H. Ellison.....	Dining-room suits.....	1911	40,500	45
F. H. Murray.....	Bedroom furniture.....	1910	150,000	46
T. D. Gilliam.....	Upholstered furniture of all kinds.....	1906	31,300	47
	Dressers, chiffoniers, buffets.....	1888		48
J. M. S. Salsbury.....	Dining-room suits.....	1916	40,000	49
O. E. Kearns.....	Dressers, chiffoniers, buffets, and kitchen safes.....	1900	150,000	50

TABLE No. 1—

No.	County	Postoffice	Factory	President
51	Guilford	High Point	Keystone Cabinet Co.	G. A. Matton
52	do.	do.	Knox Upholstery Co.	J. Vassie Wilson
53	do.	do.	J. A. Lindsay*	
54	do.	do.	Marsh Furniture Co.	J. E. Marsh, Jr.
55	do.	do.	Myrtle Desk Co.	C. E. Hayworth
56	do.	do.	National Upholstery Co.	J. W. Poplin
57	do.	do.	The Rhodes Company	Fred B. Rhodes, owr.
58	do.	do.	Rickel Furniture Mfg. Co.	A. J. Rickel, prop.
59	do.	do.	Southern Chair Co.	J. E. Kirkman
60	do.	do.	Tate Furniture Co.	A. E. Tate
61	do.	do.	Tomlinson Chair Mfg. Co.*	S. H. Tomlinson
62	do.	do.	Union Frame Co.	Partnership
63	do.	do.	Union Furniture Co.	W. B. Thomas
64	do.	do.	Welch Furniture Co.	R. H. Shaw, Jr.
65	do.	do.	Wrenn Columbia Furniture Co.	Partnership
66	do.	Julian	Johnson Chair Co.*	W. R. Bowman
67	Harnett	Dunn	Newberry Brothers & Cowell	W. H. Newberry
68	Haywood	Hazelwood	Unagusta Mfg. Co.	C. H. Hable
69	do.	do.	Waynesville Furniture Co.	James W. Reed
70	Iredell	Mooresville	Mooresville Furniture Co.	B. A. Troutman
71	do.	Statesville	Carolina Parlor Furniture Co.	C. E. Keiger
72	do.	do.	Imperial Furniture Mfg. Co.	W. D. Turner
73	do.	do.	Statesville Furniture Co.	W. A. Thomas
74	Lee	Sanford	Fitts-Crabtree Mfg. Co.	W. A. Crabtree
75	McDowell	Marion	Blue Ridge Furniture Co.*	F. M. Huffman
76	do.	do.	Catawba Furniture Co.	E. J. House
77	do.	do.	Drexel Furniture Co., No. 2*	J. L. Morgan
78	do.	do.	McDowell Furniture Co.	
79	Mecklenburg	Charlotte	H. M. Wade Mfg. Co.	H. M. Wade
80	Randolph	Asheboro	Asheboro Chair Co.	W. B. McCrary
81	do.	do.	Piedmont Chair Co.	C. L. Cranford
82	do.	do.	Randolph Chair Co.	
83	do.	Liberty	Liberty Chair Co.	J. G. Coward
84	do.	Ramseur	Moffitt Mfg. Co.	S. T. Moffitt
85	do.	do.	Ramseur Furniture Co.	T. Ashley Dent
86	Robeson	St. Pauls	St. Pauls Novelty Works	R. B. Humphrey, owner
87	Rowan	Rockwell	Rockwell Furniture Co.	C. S. Miller
88	Stokes	King	King Mfg. Co.	W. E. Hartman
89	Surry	Elkin	Elkin Furniture Co.	A. G. Click
90	do.	Mount Airy	Foy Lumber Mfg. Co.	Copartnership
91	do.	do.	Mount Airy Furniture Co.	
92	do.	do.	Mount Airy Mantel and Table Co.	G. O. Graves
93	do.	do.	National Furniture Co.	A. E. Smith
94	Watauga	Blowing Rock	C. W. Moody	
95	Wayne	Goldsboro	Goldsboro Furniture Co.*	J. H. Borden
96	Wilkes	Roaring River	Roaring River Furniture Co.	T. J. McNeill
97	do.	No. Wilkesboro	Forest Furniture Co.	G. M. Hinshaw
98	do.	do.	Home Chair Co.	J. G. Hackett
99	do.	do.	Oak Furniture Co.	Clarence Call

*Same as last report.

Continued.

Secretary or Treasurer	Goods Manufactured	Year Incorporated or Commenced Business	Capital Stock	No.
William Tate.....	Living-room tables.....	1919	\$ 20,000	51
A. Blanche Veach.....	Davenettes and davenette suits.....	1919	16,000	52
	Parlor suits.....			53
J. E. Marsh, Sr.....	Kitchen cabinets, wardrobes, etc.....	1906	24,000	54
W. T. Powell.....	Office furniture.....	1899	40,000	55
J. W. Poplin.....	Living-room and parlor furniture.....	1917	15,000	56
	Desks, sectional bookcases, radio and filing cabinets.....	1923		57
	Chairs and tables.....	1917	5,000	58
S. L. Davis.....	Chairs, rockers, and breakfast-room suits.....	1896	22,000	59
J. H. Dobbs.....	Furniture.....	1893	100,000	60
C. F. Tomlinson.....	Furniture.....	1900	35,000	61
	Davenettes, chairs, parlor suits, and cane suits.....	1915		62
F. A. Thomas.....		1898	75,000	63
J. S. Pickett.....	Bedroom furniture.....	1900	40,000	64
T. F. Wrenn.....	Bedroom furniture.....		119,249	65
	Chair stock.....			66
A. L. Newberry.....	Bedroom furniture.....	1899		67
Charles E. Quinland.....	Bedroom furniture.....	1904	150,200	68
James W. Reed.....	Bedroom furniture.....	1903	142,000	69
R. W. Troutman.....	Kitchen tables, lumber, and building material.....	1892	50,000	70
L. S. Gilliam.....	Living-room furniture.....	1919	25,000	71
C. E. Keiger.....	Bedroom furniture.....	1903	150,000	72
J. S. Shelton.....	Bedroom and dining-room furniture.....	1900	46,200	73
W. H. Fitts.....	Safes and tables.....	1902	19,800	74
	Bedroom suits.....		7,000	75
T. F. Wrenn.....	Bedroom furniture.....	1897	40,000	76
Byron Conley.....	Bedroom suits and china closets.....	1920	12,000	77
L. J. P. Cutler.....	Bedroom furniture.....	1901		78
E. J. Webb.....	Bank, store, and office fixtures.....	1923	175,000	79
J. O. Redding.....	Chairs.....	1903	20,000	80
W. C. Page.....	Chairs.....	1914	5,000	81
C. C. Cranford.....	Chairs and porch rockers.....	1897	10,500	82
J. A. Martin.....	Chairs.....	1910	27,500	83
J. C. Moffitt.....	Chairs.....	1910	5,000	'84
E. C. Watkins.....	Bedroom furniture.....	1905	100,000	85
	Kitchen tables, safes, desks, pulpits.....	1914		86
J. W. Peeler.....	Caskets and dressers.....	1900	24,000	87
J. L. Christian.....	Kitchen safes.....	1918	15,000	88
R. L. Hubbard.....	Desks, filing cabinets, dressers, chiffoniers, etc.....	1905	100,000	89
E. C. Foy.....	Children's cribs and pens, one style chair.....	1903	14,400	90
	Bedroom furniture.....	1896		91
C. Graves.....	Dining-room furniture.....	1902	200,900	92
J. R. Smith.....	Bedroom furniture.....	1902	500,000	93
	Hand-made furniture.....	1921	5,000	94
L. C. Lane.....	Bedroom furniture.....	1887	90,000	95
C. J. Lambeth.....	Bedroom and breakfast-room furniture.....	1922	55,400	96
J. R. Finley.....	Bedroom furniture.....	1901	100,000	97
J. D. Moore.....	Chairs.....	1919	58,500	98
J. H. Johnson.....	Bedroom suits.....	1903	52,800	99

TABLE No. 2—Showing Value of Plant,

No.	Factory	Postoffice	Estimated Value of Plant	Estimated Value Yearly Output	Estimated Yearly Pay Roll
1	Mebane Bedding Co.....	Mebane.....	\$126,000	\$350,000	\$ 48,000
2	Mebane Iron Bed Co.....	do.....	65,000	100,000	12,000
3	White Furniture Co.....	do.....	250,000	1,000,000	175,000
4	Carolina Wood Products Co.....	Asheville.....	295,000	1,500,000	425,000
5	Drexel Furniture Co.....	Drexel.....	288,809	456,462	78,858
6	Morganton Furniture Co.....	Morganton.....	250,000	750,000	180,000
7	Bernhardt Chair Co.....	Lenoir.....	50,000	480,000	104,000
8	Caldwell Furniture Co.....	do.....	75,000	400,000	75,000
9	Harper Furniture Co.....	do.....	100,000	350,000	55,000
10	Kent-Coffey Mfg. Co.....	do.....	60,000	350,000	80,000
11	Lenoir Chair Mfg. Co.....	do.....	50,000	300,000	75,000
12	Lenoir Furniture Corp.....	do.....	150,000	500,000	75,000
13	Hickory Chair Mfg. Co.*.....	Hickory.....	100,000	400,000	100,000
14	Hickory Furniture Co.....	do.....	75,000	400,000	100,000
15	Martin Furniture Co.....	do.....	22,450	300,000	85,000
16	Southern Desk Co.....	do.....	250,000	500,000	160,000
17	Chatham Chair Mfg. Co.....	Siler City.....	50,000	75,000	25,000
18	High Point Bending and Chair Co.....	do.....	150,000	400,000	120,000
19	Valley River Furniture Co.....	Murphy.....	50,000	200,000	31,200
20	Dixie Furniture Co.....	Lexington.....	65,000	450,000	75,000
21	Elk Furniture Co.....	do.....	250,000	800,000	1,000
22	Hoover Chair Co.....	do.....	96,414	332,000	73,000
23	Lexington Chair Co.....	do.....	90,000	200,000	51,000
24	Southern Upholstery Co.....	do.....	1,000	50,000	10,000
25	Lambeth Furniture Co.....	Thomasville.....	100,000	400,000	86,500
26	Standard Chair Co.....	do.....	100,000	700,000	150,000
27	Thomasville Chair Co.....	do.....	296,181	2,140,000	537,856
28	Thomasville Furniture Co.....	do.....	150,000	750,000	125,000
29	Hanes Chair and Table Co.....	Mocksville.....	40,000	125,000	19,000
30	Kernersville Furniture Mfg. Co.....	Kernersville.....	40,000	200,000	36,000
31	Ring Furniture Co.....	do.....	30,000	130,000	25,000
32	Fogle Furniture Co.....	Winston-Salem.....	65,000	300,000	52,000
33	Forsyth Furniture Lines.....	do.....	800,000	3,000,000	500,000
34	B. F. Huntley Furniture Co.....	do.....	1,000,000	3,000,000	450,000
35	Winston-Salem Chair Co.....	do.....	125,000	400,000	90,000
36	Overman Chair Co.*.....	Gibsonville.....	-----	-----	-----
37	Standard Table Co.....	Greensboro.....	93,674	414,000	104,000
38	Sterling Furniture Co.....	do.....	40,000	300,000	60,000
39	Alma Furniture Co.....	High Point.....	100,000	175,000	30,000
40	Blue Ridge Hickory Furniture Co.....	do.....	-----	80,000	10,000
41	Colonial Furniture Co.....	do.....	15,000	100,000	10,000
42	Continental Furniture Co.....	do.....	400,000	900,000	175,000
43	Dalton Furniture Co.....	do.....	150,000	300,000	50,000
44	J. F. & Arthur Ellison.....	do.....	3,200	40,000	12,000
45	Ellison Furniture Co.*.....	do.....	49,000	-----	-----
46	Giant Furniture Co.†.....	do.....	200,000	1,000,000	-----
47	Globe Parlor Furniture Co.....	do.....	100,000	600,000	100,000
48	High Point Furniture Co.....	do.....	-----	-----	-----
49	Ideal Table Co.....	do.....	50,000	150,000	35,000
50	Kearns Furniture Co.....	do.....	200,000	350,000	-----

*Same as last report. †Idle for past year.

Power, Number of Employees, Etc.

Days in Operation During Year	Power	Number Horsepower	Number Hours Constitute Day's Work	Number Hours Constitute Week's Work	Employees				Per Cent Employees Read and Write	Is Labor Plentiful?	No.
					Male	Female	Children	Total			
275	electric.....	21	10½	56½	20		20	100	yes	2	
300	steam and electric.....	300	10	56½	225	2	227	100	yes	3	
310	hydro-electric.....			52	415	39	454	97	fair	4	
	electric.....	150	10	58	109					5	
305	electric.....	806	10	55	225		225	98	yes	6	
300	steam.....	150	9½	55	140		140	90	fair	7	
300	steam.....	225	10	55	100		100	75	fairly	8	
300	steam and electric.....	80	10	55	85		85	98	fair	9	
300	steam and electric.....	150	10	55	140		140	90	yes	10	
300	steam.....	125	10	55	100	2	102	95	yes	11	
313	steam and electric.....	125	10	55	110		110	90	yes	12	
300	steam.....	125		55	160	30	190		yes	13	
200	steam and electric.....	250	10	55	130	4	134	90	yes	14	
300	steam.....	250	10	55	90		90	95	yes	15	
310	steam and electric.....	150	10	60	200	10	210		yes	16	
275	steam.....	75	10	55	40		40	90	fairly	17	
300	steam.....	150	10	55	160	40	200	100	yes	18	
280	steam.....	125	10	55	58		58	90	yes	19	
275	steam.....	125	10	55	95		100		yes	20	
300	electric.....	300	10	55	130		140	90	yes	21	
275	electric.....	124	10	55	32		82		yes	22	
300	steam.....	125	10	55	85		90	100	yes	23	
260	hand.....			52	10	2	12	90	no	24	
273	steam and electric.....	200	10	55	100		100	85	no	25	
300	steam.....	300		55	225		225	75	yes	26	
300	steam and electric.....		10	55	625	25	700	95	yes	27	
300	steam and electric.....	250	10	55	135		135	90	yes	28	
280	steam.....	125	10	55	55		55	100	yes	29	
290	steam.....	150	10	55	65		65	98	yes	30	
290	steam.....	125	10	55	50		50	98	yes	31	
300	electric.....	75	9½	52	51	6	57	98	yes	32	
300	steam and electric.....	800	10	55	525		525	95	yes	33	
300	steam.....	800	10	55	600		600	90	yes	34	
304	steam.....	450	10	55	90		90	100	yes	35	
	steam.....	15	10						no	36	
300	steam and electric.....	210	10	55	117		117	98	fairly	37	
300	steam.....	100	10	55	75		75	98	yes	38	
260	steam.....	208	10	55	75		75	75	yes	39	
275	motor.....	20	10	55	12		12	100	yes	40	
					9		9		yes	41	
300	steam.....	150	10	55	180		180	95	yes	42	
300	steam.....	150	10	55	75		75		yes	43	
	electric.....	40	10	55	16		16	100	yes	44	
	electric.....		10						no	45	
	electric.....	400	10	55	180		180			46	
300	electric.....	150	10	55	120	5	125	98	fairly	47	
300	electric.....		10	55	100	10	110	90	yes	48	
286	electric.....	100	10	55	50	4	54	100	fair	49	
310	steam.....	200	10	55	100	6	106	90		50	

TABLE No. 2—

No.	Factory	Postoffice	Estimated Value of Plant	Estimated Value Yearly Output	Estimated Yearly Pay Roll
51	Keystone Cabinet Co.....	High Point.....	\$ 5,000	\$ 40,000	\$ 17,000
52	Knox Upholstery Co.....	do.....		276,500	62,500
53	J. A. Lindsay*.....	do.....	20,000	55,000	10,000
54	Marsh Furniture Co.....	do.....		512,000	82,000
55	Myrtle Desk Co.....	do.....	75,000	300,000	75,000
56	National Upholstery Co.....	do.....	6,000	80,000	14,390
57	The Rhodes Co.....	do.....	125,000	90,000	25,000
58	Rickel Furniture Mfg. Co.....	do.....	5,000	12,000	4,000
59	Southern Chair Co.....	do.....	100,000	300,000	75,000
60	Tate Furniture Co.....	do.....	55,000	500,000	100,000
61	Tomlinson Chair Mfg. Co.*.....	do.....	400,000	2,000,000	200,000
62	Union Frame Co.....	do.....	12,000	80,000	18,000
63	Union Furniture Co.....	do.....	150,000	500,000	120,000
64	Welch Furniture Co.....	do.....	50,000	300,000	92,632
65	Wrenn Columbia Furniture Co.....	do.....	70,618	160,844	40,365
66	Johnson Chair Co.*.....	Julian.....	5,000		
67	Newberry Brothers & Cowell.....	Dunn.....	50,000	200,000	35,000
68	Unagusta Mfg. Co.....	Hazelwood.....	150,000	650,000	110,000
69	Waynesville Furniture Co.....	do.....	75,000	600,000	65,000
70	Mooresville Furniture Co.....	Mooresville.....	75,000	250,000	80,000
71	Carolina Parlor Furniture Co.....	Statesville.....	‡15,000	150,000	21,000
72	Imperial Furniture Co.....	do.....	200,000	700,000	125,000
73	Statesville Furniture Co.....	do.....	350,000	850,000	225,000
74	Fitts-Crabtree Mfg. Co.....	Sanford.....	45,000	90,000	20,000
75	Blue Ridge Furniture Co.*.....	Marion.....	5,000	100,000	20,000
76	Catawba Furniture Co.....	do.....	40,000	200,000	40,000
77	Drexel Furniture Co., No. 2*.....	do.....	20,000	50,000	5,000
78	McDowell Furniture Co.....	do.....	50,000	200,000	40,000
79	H. M. Wade Mfg. Co.....	Charlotte.....	100,000	750,000	125,000
80	Asheboro Chair Co.....	Asheboro.....		150,000	40,000
81	Piedmont Chair Co.....	do.....	20,000	75,000	20,000
82	Randolph Chair Co.....	do.....	90,000	150,000	23,000
83	Liberty Chair Co.....	Liberty.....	27,500	100,000	30,000
84	Moffitt Mfg. Co.....	Ramseur.....	3,000		
85	Ramseur Furniture Co.....	do.....	175,000	450,000	85,000
86	St. Pauls Novelty Works.....	St. Pauls.....			
87	Rockwell Furniture Co.....	Rockwell.....	45,000	125,000	15,000
88	King Mfg. Co.....	King.....	15,000	8,000	4,000
89	Elkin Furniture Co.....	Elkin.....	65,000	260,000	48,000
90	Foy Lumber Mfg. Co.....	Mount Airy.....	10,000	20,000	6,000
91	Mount Airy Furniture Co.....	do.....	75,000	1,100,000	184,000
92	Mount Airy Mantel and Table Co.....	do.....	400,000	1,000,000	130,000
93	National Furniture Co.....	do.....	200,000	1,000,000	290,000
94	C. W. Moody.....	Blowing Rock.....	5,000	3,000	1,600
95	Goldsboro Furniture Co.*.....	Goldsboro.....	75,000	150,000	36,000
96	Roaring River Furniture Co.....	Roaring River.....	60,000	175,000	29,000
97	Forest Furniture Co.....	North Wilkesboro.....	100,000	300,000	50,000
98	Home Chair Co.....	do.....	60,000	160,000	50,000
99	Oak Furniture Co.....	do.....	20,000	200,000	40,000

*Same as last report. †Rented.

Continued.

Days in Operation During Year	Power	Number Horsepower	Number Hours Constituted Day's Work	Number Hours Constituted Week's Work	Employees				Per Cent Employees Read and Write	Is Labor Plentiful?	No.
					Male	Female	Children	Total			
283	electric.....	35	10	55	25	-----	-----	25	100	yes....	51
277	electric.....	120	10	55	94	-----	-----	94	95	yes....	52
-----	electric.....	35	10	55	20	-----	-----	20	100	yes....	53
300	steam.....	150	10	55	78	-----	2	80	99	yes....	54
300	steam.....	200	10	55	120	-----	-----	120	90	yes....	55
286	none.....	-----	10	55	15	2	-----	17	100	yes....	56
300	electric.....	125	10	55	25	1	-----	26	95	yes....	57
280	electric.....	20	10	50	5	-----	-----	5	90	no....	58
300	steam.....	150	10	55	125	3	6	134	88	yes....	59
300	steam and electric.....	110	10	-----	115	-----	-----	115	100	yes....	60
-----	steam.....	-----	10	55	300	6	-----	306	75	yes....	61
-----	electric.....	45	10	55	28	1	-----	29	100	yes....	62
300	steam.....	150	10	54	125	-----	-----	125	75	yes....	63
310	steam.....	100	10	55	100	-----	-----	100	99	yes....	64
-----	steam.....	125	10	55	70	-----	-----	70	90	-----	65
-----	-----	-----	-----	-----	-----	-----	-----	-----	-----	-----	66
300	steam.....	100	10	60	50	-----	-----	50	90	yes....	67
300	steam.....	150	10	60	155	6	-----	161	95	yes....	68
312	steam.....	300	10	55	100	-----	10	110	98	yes....	69
300	steam.....	75	10	55	90	-----	-----	90	98	yes....	70
275	-----	-----	10	55	17	4	-----	21	100	yes....	71
300	steam.....	300	10	55	135	-----	-----	135	98	yes....	72
290	steam.....	450	10	55	300	-----	-----	300	95	yes....	73
300	steam.....	75	10	55	30	-----	-----	30	100	yes....	74
-----	steam.....	125	10	55	30	20	5	55	100	no....	75
300	steam.....	100	10	55	50	-----	-----	50	95	yes....	76
-----	steam.....	100	10	60	20	-----	-----	20	95	fair....	77
308	steam.....	150	10	55	50	-----	-----	50	-----	no....	78
110	electric.....	125	9	54	80	4	-----	84	100	yes....	79
250	steam.....	150	10	55	65	1	-----	66	99	yes....	80
250	steam.....	75	10	55	24	-----	-----	24	100	yes....	81
310	steam.....	125	10	110	33	-----	-----	33	100	yes....	82
260	steam.....	100	10	55	38	6	-----	44	98	yes....	83
300	steam.....	30	10	-----	4	-----	-----	4	100	yes....	84
290	steam.....	250	10	55	125	-----	-----	125	98	yes....	85
-----	gasoline engine.....	6	-----	-----	-----	-----	-----	-----	-----	-----	86
280	electric.....	-----	9	55	13	3	-----	16	100	yes....	87
90	steam.....	60	10	55	25	-----	-----	25	90	no....	88
-----	electric.....	100	10	60	71	-----	4	75	85	yes....	89
300	water and steam.....	75	10	55	9	-----	-----	9	75	yes....	90
300	electric.....	275	10	55	237	-----	23	260	95	yes....	91
306	steam and electric.....	250	10	52	200	-----	-----	200	90	yes....	92
300	electric.....	450	10	55	245	20	15	280	90	yes....	93
250	gasoline engine.....	6	10	60	2	-----	-----	2	100	yes....	94
-----	steam.....	150	10	60	40	20	-----	60	-----	no....	95
100	electric.....	100	10	55	50	-----	-----	50	90	yes....	96
300	steam.....	-----	10	55	80	-----	-----	80	90	yes....	97
200	steam.....	150	10	55	75	1	-----	76	100	yes....	98
300	steam.....	150	10	60	60	-----	-----	60	80	yes....	99

TABLE No. 3—List of Factories,

No.	Factory	Postoffice	Highest Paid Men	Lowest Paid Men
1	Mebane Bedding Co.....	Mebane.....	\$ 7.00	\$ 2.25
2	Mebane Iron Bed Co.....	do.....	4.50	2.00
3	White Furniture Co.....	do.....	6.00	2.00
4	Carolina Wood Products Co.....	Asheville.....		
5	Drexel Furniture Co.....	Drexel.....		
6	Morganton Furniture Co.....	Morganton.....	5.00	2.00
7	Bernhardt Chair Co.....	Lenoir.....	4.00	2.00
8	Caldwell Furniture Co.....	do.....	5.00	2.00
9	Harper Furniture Co.....	do.....	4.50	2.25
10	Kent-Coffey Mfg. Co.....	do.....	5.00	1.50
11	Lenoir Chair Mfg. Co.....	do.....	4.00	2.00
12	Lenoir Furniture Corp.....	do.....	5.00	2.25
13	Hiekory Chair Mfg. Co.*.....	Hiekory.....	4.50	2.00
14	Hiekory Furniture Co.....	do.....	5.00	2.25
15	Martin Furniture Co.....	do.....	5.00	2.00
16	Southern Desk Co.....	do.....	6.00	2.25
17	Chatham Chair Mfg. Co.....	Siler City.....	3.25	2.00
18	High Point Bending and Chair Co.....	do.....	4.00	2.25
19	Valley River Furniture Co.....	Murphy.....	4.25	1.75
20	Dixie Furniture Co.....	Lexington.....	7.25	1.50
21	Elk Furniture Co.....	do.....	7.00	1.25
22	Hoover Chair Co.....	do.....	6.00	1.50
23	Lexington Chair Co.....	do.....	5.00	1.75
24	Southern Upholstery Co.....	do.....	5.50	3.00
25	Lambeth Furniture Co.....	Thomasville.....	5.00	2.00
26	Standard Chair Co.....	do.....	6.00	2.00
27	Thomasville Chair Co.....	do.....	7.50	2.00
28	Thomasville Furniture Co.....	do.....	6.00	2.25
29	Hanes Chair and Table Co.....	Moeksville.....	5.00	2.20
30	Kernersville Furniture Mfg. Co.....	Kernersville.....	4.50	1.75
31	Ring Furniture Co.....	do.....	4.50	1.75
32	Fogle Furniture Co.....	Winston-Salem.....	6.00	2.50
33	Forsyth Furniture Lines.....	do.....	7.50	2.00
34	B. F. Huntley Furniture Co.....	do.....	5.00	2.00
35	Winston-Salem Chair Co.....	do.....	12.50	1.75
36	Overman Chair Co.*.....	Gibsonville.....		
37	Standard Table Co.....	Greensboro.....	7.63	1.50
38	Sterling Furniture Co.....	do.....	5.25	1.50
39	Alma Furniture Co.....	High Point.....	7.00	2.00
40	Blue Ridge Hickory Furniture Co.....	do.....	7.50	2.25
41	Colonial Furniture Co.....	do.....	6.00	2.25
42	Continental Furniture Co.....	do.....	6.00	2.00
43	Dalton Furniture Co.....	do.....	5.00	2.00
44	J. F. & Arthur Ellison.....	do.....	6.00	1.50
45	Ellison Furniture Co.*.....	do.....		
46	Giant Furniture Co.†.....	do.....	5.50	2.25
47	Globe Parlor Furniture Co.....	do.....	7.50	2.50
48	High Point Furniture Co.....	do.....	10.00	2.00
49	Ideal Table Co.....	do.....	5.00	2.00
50	Kearns Furniture Co.....	do.....	5.00	2.50
51	Keystone Cabinet Co.....	do.....	6.00	2.50
52	Knox Upholstery Co.....	do.....	8.33	1.00

*Same as last report. †Piece work. ‡Idle for past year.

Amount Paid Employees, Etc.

Highest Paid Women	Lowest Paid Women	When Paid	Wages Increased or Decreased?	Improvement in—		No.
				Financial Condition of Wage-earners?	General Proficiency?	
\$ 2.50	\$ 1.50	weekly	same	no	no	1
		weekly	same	no	no	2
		weekly	same	yes	yes	3
		biweekly				4
						5
		biweekly	same	yes	yes	6
		weekly	same	same	decline	7
		weekly	slightly increased	yes	yes	8
		weekly	slightly increased	yes	yes	9
		weekly	same	no	no	10
		weekly	same	yes	yes	11
		weekly	increased	yes	no	12
1.25	1.00	semimonthly				13
2.00	1.25	biweekly	slightly increased	yes	yes	14
		semimonthly				15
2.25	1.75	weekly	increased	yes	yes	16
		biweekly	same	no	no	17
2.50	1.25	semimonthly	increased	yes	no	18
		biweekly	same	no	no	19
		biweekly	same	yes	yes	20
		biweekly	same	yes	same	21
		biweekly	same			22
		weekly	same		same	23
3.50		weekly	same	no	yes	24
		biweekly	increased	yes	no	25
		weekly	same	yes	yes	26
2.00	1.25	weekly	increased	yes	yes	27
		biweekly	increased	yes	yes	28
		biweekly	increased	no	no	29
		biweekly	same	yes	no	30
		biweekly		yes	no	31
†		weekly	same	same	yes	32
		weekly	decreased	no	no	33
		weekly	same	yes	yes	34
		weekly	same	no	no	35
						36
		weekly	decreased	no	no	37
		weekly	increased		yes	38
		biweekly	increased			39
		biweekly	increased	yes	yes	40
		weekly	same			41
		biweekly	same		yes	42
		biweekly	same	yes	yes	43
		semimonthly	same	no	no	44
		biweekly	same			45
		weekly				46
4.00	2.50	biweekly	same	yes	yes	47
3.00	2.75	biweekly	same			48
2.00	2.00	biweekly	same	yes	yes	49
1.50	1.25	biweekly				50
		semimonthly	same	yes	yes	51
		semimonthly	increased	no		52

TABLE No. 3—

No.	Factory	Postoffice	Highest Paid Men	Lowest Paid Men
53	J. A. Lindsay*.....	High Point.....	\$ 5.25	\$ 2.25
54	Marsh Furniture Co.....	do.....	6.50	1.85
55	Myrtle Desk Co.....	do.....	6.00	2.00
56	National Upholstery Co.....	do.....	7.50	2.75
57	The Rhodes Co.....	do.....	6.00	2.50
58	Rickel Furniture Mfg. Co.....	do.....	4.25	3.00
59	Southern Chair Co.....	do.....	6.00	2.00
60	Tate Furniture Co.....	do.....	7.00	2.50
61	Tomlinson Chair Mfg. Co.*.....	do.....	4.50	2.50
62	Union Frame Co.....	do.....	6.00	1.50
63	Union Furniture Co.....	do.....	6.50	2.50
64	Welch Furniture Co.....	do.....	6.00	2.25
65	Wrenn Columbia Furniture Co.....	do.....	5.50	1.50
66	Johnson Chair Co.*.....	Julian.....		
67	Newberry Brothers & Cowell.....	Dunn.....	6.00	2.00
68	Unagusta Mfg. Co.....	Hazelwood.....	4.00	2.00
69	Waynesville Furniture Co.....	do.....	5.00	2.00
70	Mooresville Furniture Co.....	Mooresville.....	10.00	2.50
71	Carolina Parlor Furniture Co.....	Statesville.....	8.75	1.75
72	Imperial Furniture Co.....	do.....	7.00	2.25
73	Statesville Furniture Co.....	do.....	6.50	2.50
74	Fitts-Crabtree Mfg. Co.....	Sanford.....	5.50	2.50
75	Blue Ridge Furniture Co.*.....	Marion.....		
76	Catawba Furniture Co.....	do.....	5.00	2.25
77	Drexel Furniture Co., No. 2*.....	do.....		
78	McDowell Furniture Co.....	do.....	5.75	2.00
79	H. M. Wade Mfg. Co.....	Charlotte.....		
80	Asheboro Chair Co.....	Asheboro.....	4.00	2.00
81	Piedmont Chair Co.....	do.....	3.00	2.00
82	Randolph Chair Co.....	do.....	3.25	1.75
83	Liberty Chair Co.....	Liberty.....	3.85	1.50
84	Moffitt Mfg. Co.....	Ramseur.....	3.00	
85	Ramseur Furniture Co.....	do.....	4.00	1.75
86	St. Pauls Novelty Works.....	St. Pauls.....		
87	Rockwell Furniture Co.....	Rockwell.....	5.00	2.85
88	King Mfg. Co.....	King.....	3.00	2.00
89	Elkin Furniture Co.....	Elkin.....	4.50	1.75
90	Foy Lumber Mfg. Co.....	Mount Airy.....	3.75	2.50
91	Mount Airy Furniture Co.....	do.....	5.00	1.50
92	Mount Airy Mantel and Table Co.....	do.....	7.50	2.50
93	National Furniture Co.....	do.....	7.00	2.25
94	C. W. Moody.....	Blowing Rock.....	5.00	3.00
95	Goldsboro Furniture Co.*.....	Goldsboro.....		
96	Roaring River Furniture Co.....	Roaring River.....	4.75	1.75
97	Forest Furniture Co.....	North Wilkesboro.....	5.00	1.50
98	Home Chair Co.....	do.....	8.00	2.00
99	Oak Furniture Co.....	do.....	3.50	2.00

*Same as last report.

Continued.

Highest Paid Women	Lowest Paid Women	When Paid	Wages Increased or Decreased?	Improvement in—		No.
				Financial Condition of Wage-earners?	General Proficiency?	
§	§		increased	yes		53
		biweekly	same	yes	yes	54
		biweekly	slightly increased		no	55
4.50	3.00	weekly	increased	yes	yes	56
		weekly	slightly increased	yes	yes	57
		weekly		no	no	58
		biweekly		yes	yes	59
		biweekly	same	some	some	60
		semimonthly	same	yes	yes	61
3.50	3.50	semimonthly	increased	no	no	62
		biweekly	same	no	no	63
		biweekly	same	no	yes	64
		biweekly	same			65
						66
		weekly	same	yes	some	67
2.25	2.00	biweekly	same	yes	yes	68
		semimonthly	increased	yes	yes	69
		weekly	same	yes	yes	70
5.00	2.25	biweekly	slightly increased	no	yes	71
			increased	yes	yes	72
		biweekly	increased	yes	yes	73
		weekly	same	no	no	74
						75
		biweekly	same			76
						77
		semiweekly	slightly increased	yes	yes	78
		weekly	increased	yes	yes	79
		semimonthly	increased	yes	yes	80
		biweekly	same	no	no	81
			same	no	no	82
2.55	1.50	biweekly	same	yes	yes	83
		increased		yes	yes	84
		semimonthly	same	yes	yes	85
						86
2.85	2.60	semimonthly	same	slightly	some	87
		weekly		no	no	88
		biweekly	increased	no	no	89
		biweekly	increased	yes	slightly	90
		weekly	same	yes	yes	91
		biweekly	increased	yes	yes	92
2.00	1.25	biweekly	same	yes	yes	93
		weekly	same			94
						95
		biweekly	increased	yes	yes	96
		biweekly	same	no	no	97
5.00		biweekly	decreased	yes	yes	98
		weekly	same	no	no	99

CHAPTER IV

TOBACCO MANUFACTURES

North Carolina was one of the first states in the Union to engage in the manufacture of tobacco, and has for years shown a steady advance in this industry. Measured by the value of plants, value of yearly output, and amount of yearly payroll, tobacco manufacturing ranks second among the industries of the State for which figures are at present shown separately. Textiles takes first place. The two combined represent more than 60 per cent of all manufactured products reported for the State.

Brands of cigarettes, cigars, snuff, chewing and smoking tobacco, produced in this State from the fields to the finished product, have become by-words among tobacco users throughout the nation and the civilized world.

The city of Winston-Salem is the center of the industry, reporting practically three-fourths of the total value of these products for the State. Durham ranks second, and has become widely known for the manufacture of smoking tobacco. Other cities in which the industry flourishes are Asheville, Greensboro, Hickory, Leaksville, Reidsville, and Statesville.

North Carolina was among the first of the states to engage in tobacco manufacturing on a factory basis. One of the largest tobacco growing states in the Republic, ranking second in acreage and quantity produced, it is first in the value of manufactured tobacco products.

Seventeen plants in 1924 report the value of manufactured products at \$251,555,165, showing a decidedly steady advancement for the last biennial period.

The value of plants reported for 1924 is \$50,198,170; yearly payroll \$14,172,446.

Persons employed in plant operations number 17,174, of which 9,247 are men, 7,740 women, and 147 children.

Highest average daily wage paid men, \$4.51; lowest, \$1.88. Highest average paid women, \$2.82; lowest, \$1.43.

Ten factories employ electric power; two, steam and electric; two, steam only. Total horsepower employed, 9,512. Two of the plants operate by hand.

In the tables following will be found detailed information from which the foregoing summary of conditions in the tobacco manufacturing industry is made.

TABLE NO. 1—*Factories by Counties, Officers,*

No.	County	Postoffice	Factory	President
1	Buncombe.....	Asheville.....	Charles S. Pugh.....	
2	Catawba.....	Hickory.....	Del Rico Cigar Co.*.....	J. F. Dellinger.....
3	Durham.....	Durham.....	Blackwell's Durham Branch.....	
4	do.....	do.....	Liggett & Myers Tobacco Co.....	C. C. Dula.....
5	do.....	do.....	The Venable Tobacco Co.....	J. S. Cobb.....
6	Forsyth.....	Winston-Salem.....	F. M. Bohannon.....	
7	do.....	do.....	Brown & Williamson Tobacco Co.*.....	F. H. Fries.....
8	do.....	do.....	J. G. Flynt Tobacco Co.....	T. P. Fulton.....
9	do.....	do.....	R. J. Reynolds Tobacco Co.....	Bowman Gray.....
10	do.....	do.....	Taylor Brothers.....	W. B. Taylor.....
11	Guilford.....	Greensboro.....	El Fulto Cigar Co.....	T. Watson Smith.....
12	do.....	do.....	El-Rees-So Cigar Co.....	V. Roy Nissby.....
13	Iredell.....	Statesville.....	Adams, Powell & Co.....	
14	do.....	do.....	J. H. McElwee.....	
15	Rockingham.....	Reidsville.....	F. R. Penn (branch The American Tobacco Co.....	
16	do.....	do.....	R. P. Richardson, Jr., Co., Inc.....	R. P. Richardson.....
17	Yadkin.....	East Bend.....	Morse & Wade.....	Otis Wade.....

*Same as last report.

Articles Manufactured, Invested Capital, Etc.

Secretary	Articles Manufactured	Incorporated or Commenced Business	Capital Stock	No.
	Cigars.....	1899	\$.....	1
J. C. Dellinger.....	Cigars.....	1919	4,600	2
	Cigarettes and smoking tobacco.....			3
E. H. Thurston.....	Cigarettes and smoking tobacco.....	1911	7,898,500	4
C. W. Toms, Jr.....	Redrying leaf tobacco.....	1922	125,000	5
	Plug tobacco.....	1888		6
P. L. Withers.....	Tobacco and snuff.....	1906	1,000,000	7
R. B. Diehl.....	Plug and smoking tobacco.....	1911	789,300	8
M. E. Motsinger.....	Cigarettes, plug, twist, and smoking tobacco.....	1899	100,000,000	9
E. L. Jones.....	Chewing tobacco.....	1921	339,300	10
	Cigars.....	1923	12,000	11
V. B. Morgan.....	Cigars.....	1913	82,000	12
	Plug tobacco.....		45,000	13
	Smoking tobacco.....			14
	Cigarettes and plug tobacco.....			15
E. R. Walters.....	Granulated smoking tobacco (Old North State).....		600,000	16
	Smoking tobacco.....	1894	5,000	17

TABLE No. 2.—Showing Estimated Value of Plant, Yearly Output, and Pay Roll; Days in Operation; Power and Number Horsepower; Working Hours and Number Employees.

No.	Factory	Postoffice	Estimated Value of Plant	Estimated Value of Yearly Output	Estimated Yearly Pay Roll	Number Days in Operation During Year	Power	Number H. P.	Number Hours Work Constitute Days	Number Hours Work Constitute Weeks	Number Employees			Total
											Male	Female	Children	
1	Charles S. Pugh.....	Asheville.....	\$ 500	\$ 2,000	\$ 3,000	250		800	9 1/2	52 1/2	3	6		9
2	Del Rico Cigar Co.*.....	Hickory.....	600	10,000	721,239	275	electric.	1,104	9	50	642	214		856
3	Blackwell's Durham Branch.....	Durham.....	\$18,943,437	22,430,938	2,000,000	289	electric.	100	10	55	1,000	1,300	20	2,930
4	Liggitt & Myers Tobacco Co.....	do.....	\$19,373,277	4,978,928	31,000	295	steam	150	9	48	80	120		300
5	The Venable Tobacco Co.....	do.....	80,000	560,000	118,217	285	s. and e.	200	9	49 1/2	270	168	100	538
6	F. M. Bohanan.....	Winston-Salem.....	68,106	1,000,000	250,000	300	electric.	125	9	50	75	50		175
7	Brown & Williamson Tobacco Co.*.....	do.....	500,000	2,500,000	155,000	250	electric.	6,100	8	48	5,980	5,187		11,167
8	J. G. Flynt Tobacco Co.....	do.....	225,000	850,000	9,972,524	280	electric.	78	9	48	45	33	27	105
9	R. J. Reynolds Tobacco Co.....	do.....	9,451,250	200,180,539	100,000	200	s. and e.	200	9	50	6	3		203
10	Taylor Brothers.....	do.....	100,000	425,000	6,000	130	electric.	25	10	55	25	25		50
11	El Fulto Cigar Co.....	Greensboro.....	7,000	12,000	40,000	278	electric.	700	8	48	8	34		42
12	EL-Rees-Sco Cigar Co.....	do.....	150,000	175,000	5,000	90	electric.	25	10	55	25	25		50
13	Adams, Powell & Co.....	Statesville.....		80,000	6,000	250	electric.		10	55	6	5		11
14	J. H. McElwee.....	do.....	300,000	100,000										
15	F. R. Penn (branch The American Tobacco Co.).....	Reidsville.....		19,900,000	694,000	262	s. and e.	700	9	45	462	580		1,042
16	R. P. Richardson, Jr., Co., Inc.....	do.....	1,000,000	600,000	40,000	300	electric.	105	10	54	20			20
17	Morse & Wade.....	East Bend.....		700	466		steam	25	10					

*Same as last report. †Estimated. ‡See Blackwell Durham Branch.

TABLE No. 3.—Showing Literacy of Employees, Wages Paid, Etc.

No.	Factory	Postoffice	What Per Cent Employees Read and Write?		Is Labor Profit-ful?	Wages						Improvement Shown in—			
			Adults	Chil- dren		Highest Paid Males	Highest Paid Females	Lowest Paid Males	Lowest Paid Females	When Paid	Increased or Decreased During Year?	Financial Condition	Wage Earners?	General Pro- fite- ness?	
															\$
1	Charles S. Pugh.	Asheville.				4.00	4.00	3.00	3.00	3.00	3.00	weekly	decreased	yes	yes
2	Del Rico Cigar Co.*	Hickory.	100		yes	6.75	3.50	1.80	1.62	1.62	1.62	weekly	same.	none	yes
3	Blackwell's Durham Branch.	Durham.	95		yes	7.65	4.15	1.80	1.65	1.65	1.65	weekly	same.	none	yes
4	Liggitt & Myers Tobacco Co.	do.			yes	3.50	2.00	2.00	2.00	1.50	1.50	weekly	same.	no.	slight
5	The Venable Tobacco Co.	do.			yes	4.00	2.10	2.00	1.62	1.62	1.62	weekly	decreased	no.	no
6	T. M. Bohannon.	Winston-Salem			yes	4.50	3.15	1.35	1.35	1.35	1.35	weekly	decreased	no.	yes
7	Brown & Williamson Tobacco Co.*	do.	90	100	yes	3.60	3.00	2.25	1.00	1.00	1.00	weekly	same.	no.	yes
8	J. G. Flynt Tobacco Co.	do.	65		yes	7.00	4.00	2.00	1.50	1.50	1.50	weekly	decreased	yes	yes
9	R. J. Reynolds Tobacco Co.	do.	98		yes	3.60	2.00	1.20	1.28	1.28	1.28	weekly	same.	no.	yes
10	Taylor Brothers.	do.			yes	3.00	3.50	1.00	1.35	1.35	1.35	weekly	decreased	no.	no
11	Eli Fulto Cigar Co.	Greensboro.	100		yes	4.00	4.00					weekly	same.	no.	no
12	Eli-Rees-So Cigar Co.	do.	100		yes	4.00	1.75	2.25	1.25	1.25	1.25	weekly	same.	no.	no
13	Adams, Powell & Co.	Statesville.	100		yes	5.00	1.50	1.25	1.25	1.25	1.25	weekly	same.	no.	good
14	J. H. McElwee.	do.	100		yes	5.40	5.00	2.85	2.25	2.25	2.25	weekly	same.	yes	yes
15	F. R. Penn (branch The American To- bacco Co.)	Reidsville.	95		yes	6.00	6.00	2.35	2.35	2.35	2.35	weekly	same.	yes	yes
16	R. P. Richardson, Jr., Co., Inc.	do.	90		yes							weekly			
17	Morse & Wade.	East Bend.	100		yes							weekly			

*Same as last report.

CHAPTER V

MISCELLANEOUS FACTORIES

This chapter shows the variety of products manufactured and the various classes of establishments engaged in the manufacturing industry other than those given separate chapters in this report. The information presented relates only to miscellaneous factories from which it has been possible to obtain authentic information touching plant operations.

The establishments listed in this division of the report manufacture bags and bagging, baskets, bathroom fixtures, beds and bedding, boats, boxes and box shooks, brooms, building materials, cheese, chemicals, clothing, coffins and caskets, concrete products, confections, coopers' materials, cotton-mill supplies, cotton-seed products, elevators, fertilizers, flour and grist-mill products, gloves, grist-mills, laces, leather, medicines, mirrors, monuments, organs, paper, pottery, turpentine, vehicles and parts, violins, washboards, wheelbarrows, wood pulp, and many other necessities.

Another purpose of this chapter is to convey to the public information that will enable it to form a reasonable accurate conception of the number and class of miscellaneous enterprises operating in the State, exclusive of cotton, woolen, silk and knitting mills, tobacco and furniture factories.

The number of establishments represented in this compilation is 1,735, and the averages taken from these representative industries show steady advancement in the variety of products and the value of manufactures. To a large extent manufacturing industries are dependent upon the products of its soil, and these are practically unlimited as to variety and quantity in North Carolina.

Amount of capital invested and authorized is \$161,520,717; value of plants reporting, \$84,129,412; value of yearly output, \$199,286,398.

Establishments reporting show 43,242 persons employed, of which 38,219 are men, 4,880 are women, and 143 are children, who receive annually, in the aggregate, \$37,616,445.

Highest average daily wage paid men, \$4.85; lowest, \$2.01. Highest daily average paid women, \$3.05; lowest, \$1.97. Wages are paid weekly, semi-monthly, and monthly.

Ten hours constitute a day's work; week, sixty hours.

Total horsepower employed in the operation of the 1,432 factories reporting this item is 143,154, many classes of generators, from the large steam boiler to the small electric motor, being in use.

In the following tables will be found information touching various phases of plant activities.

The appendix shows a list of the factories covered by this chapter classified and alphabetized for the convenience of those who may desire to locate a particular class of establishment.

TABLE No. 1—Factories by Counties, Officers,

No.	County	Postoffice	Factory	President
1	Alamance	Altamahaw	Hub Milling Co.	J. L. Kernodle
2	do	Burlington	Alamance Lumber Co.	J. M. Atwater
3	do	do	Burlington Coffin Co.	P. C. Collins
4	do	do	Burlington Roller Cover Co.	J. A. Fowler
5	do	do	Coca-Cola Bottling Co.	J. M. Coble, Owner
6	do	do	Hico Milling Co.	John C. Rogers
7	do	do	Home Builders Supply Co.	H. C. Pollard
8	do	do	Keystone Paper Box Co.	M. C. Price, Owner
9	do	do	M. B. Lindsay Lumber Co.	M. B. Lindsey
10	do	do	Midway Lumber Co.*	J. R. Parker
11	do	do	National Dye Works, Inc.	D. E. Sellers
12	do	do	Pepsi-Cola Bottling Co.*	L. M. Squire
13	do	do	Riley-Huffman Motor Co.	
14	do	Burlington, R. 7	Sharpe & Coble Milling Co.	G. C. Holt
15	do	do	Spoon & Stafford	J. E. Stafford, Mgr.
16	do	do	Standard Realty and Security Co.	R. H. Whitehead
17	do	Burlington	Sykes Foundry and Machinery Co.	A. E. Sykes, Mgr.
18	do	do	Troy Machine Works	
19	do	Graham	Alamance Gleaner	J. D. Kernodle, Ed.
20	do	do	Chero-Cola Bottling Co.	J. A. Long
21	do	do	Graham Milling Co.	U. P. Albright
22	do	do	D. M. Johnson's Mill and Feed Store	D. M. Johnson
23	do	do	Scott-Mebane Mfg. Co.*	H. W. Scott
24	do	Mebane	Mebane Bedding Co.	W. W. Corbett
25	do	do	Mebane Milling Co.	W. S. Crawford
26	do	do	Trolinger & Montgomery	Partnership
27	do	do	Mebane Lumber Co.	W. E. White
28	Alexander	Dealville	Deal Tanning Co.*	John M. Deal
29	do	Hiddenite	Hiddenite Milling Co.*	T. M. Kerley
30	do	Taylorville	J. P. Duncan Mills	
31	do	do	Taylorville Milling Co.	F. C. Hafler
32	do	do	J. M. Warren	
33	Alleghany	Piney Creek	C. L. Hash	
34	do	do	Piney Creek Cheese Co.	M. L. Hash
35	do	Sparta	The Marvel Milling Co.	C. A. Duncan, Miller
36	do	do	Richardson Mfg. Co.	John R. Edwards
37	do	do	Sparta Roller Mills	
38	do	do	Twin Oaks Cheese Co.	B. F. Wagoner
39	do	Whitehead	Whitehead Mills†	
40	Anson	Ansonville	Ansonville Ice Co.	O. E. Ross
41	do	do	Fred Carpenter	
42	do	do	T. B. Dunlap	
43	do	do	Spingler & Howell*	L. C. Spingler
44	do	do	G. E. Voncannon	
45	do	Chesterfield, S. C., R. F. D.	H. J. Griggs' Gin	
46	do	Morven	John Walker Lumber Co.	
47	do	Peachland	W. P. Broome & Son	W. P. Broome
48	do	do	Diggs' Corn Mill	W. C. Diggs, Owner
49	do	do	Mullis' Sand Mill	S. W. Mullis, Owner
50	do	do	A. A. Nance	
51	do	Polkton	S. H. Allen's Sawmills*	

*Same as last report. †Custom mill.

Articles Manufactured, Invested Capital, Etc.

Secretary	Articles Manufactured	Incorporated or Commenced Business	Capital Stock	No.
L. D. Rippy.....	Flour, meal, and feed.....	1907	\$ 4,500	1
D. W. Malone.....	Mill work, etc.....	1915	30,000	2
J. L. Scott.....	Caskets.....	1889	58,000	3
.....	Covering cotton mill rolls.....	500	4
.....	Soft drinks.....	250	5
Miss Paulette Rogers.....	Flour, shipstuff, and corn meal.....	1904	7,100	6
Frank C. Pollard.....	Sash, doors, frames, special millwork.....	1922	125,000	7
.....	Paper boxes.....	1913	8
Ethel R. Lindsey.....	Window and door frames, screens, mouldings, etc.....	1919	25,000	9
G. Loray.....	Lumber.....	1919	12,500	10
W. H. May.....	Hosiery dyed and finished.....	84,600	11
.....	Soft drinks.....	12
G. F. Huffman, Mgr.....	General repairing.....	1923	1,000	13
S. H. Coble.....	Flour, meal, and feedstuff.....	3,000	14
.....	Handles, picker-sticks, lumber.....	1910	10,000	15
C. C. Fonville.....	Building material.....	1923	100,000	16
A. H. Fogleman.....	Castings in general.....	1901	12,000	17
.....	Repair shop.....	1918	300	18
.....	Newspaper and job printing.....	1875	19
A. K. Hadell.....	Soft drinks.....	1916	5,100	20
.....	Flour and feed.....	1910	17,500	21
.....	Corn meal.....	1917	3,000	22
Lynn B. Williamson.....	Overalls.....	1908	75,000	23
B. F. Warren.....	Mattresses, spring beds, and cots.....	1904	175,000	24
C. S. Loftis.....	Flour, feed, and meal.....	1917	48,500	25
.....	Brick.....	1912	26
H. P. Whitted.....	General millwork.....	1922	21,500	27
Arthur C. Deal.....	Tan hides, manufacturing horse collars, harness.....	1906	6,100	28
.....	Flour, meal, bran.....	29
.....	Flour, meal, bran.....	1910	30
J. G. Harrington.....	Flour, meal, and feed.....	1902	3,650	31
.....	Oak and pine lumber.....	32
.....	Flour and meal.....	1918	3,000	33
J. M. Weaver.....	Cheese.....	1919	1,500	34
.....	Flour and feed.....	1920	500	35
Dr. B. O. Choate.....	Lumber, handles, spokes, truck and wagon bodies.....	1920	25,000	36
.....	Flour, meal, buckwheat, and feed.....	1899	5,000	37
S. J. Thomas.....	American cheese.....	1917	900	38
.....	Meal and flour.....	1870	1,000	39
George E. Burns.....	Ice.....	1920	12,000	40
.....	Lumber.....	1918	41
.....	Roofers and building material.....	1908	42
.....	Lumber.....	1919	43
.....	Lumber.....	1922	1,500	44
.....	Cotton ginned, corn meal and lumber.....	1913	1,000	45
.....	Lumber.....	50,000	46
L. C. Broome.....	Lumber and box shooks.....	1912	13,300	47
.....	Corn meal.....	48
.....	Rough lumber.....	49
.....	Pine lumber.....	1921	1,200	50
.....	Rough lumber.....	1912	3,000	51

TABLE No. 1—

No.	County	Postoffice	Factory	President
52	Anson	Wadesboro	Combined Mills	
53	do	do	Coxe-Bennett Lumber Co.	T. C. Coxe, Mgr.
54	do	Wadesboro, R. 1	D. S. Dennis	
55	do	do	Ruby Lumber Co., Inc.	H. G. Clark
56	do	Wadesboro	The Southern Cotton Oil Co.	C. G. Wilson
57	do	do	Virginia-Carolina Chemical Co.	C. G. Wilson
58	do	do	Wadesboro Coea-Cola Bottling Co.	J. P. Gibbons, Owr.
59	do	do	Wadesboro Ice Co.	K. M. Hardison, Mgr.
60	do	Wagoner	Bare's Corn Mill*	D. C. Bare
61	Ashe	Amy	Pine Hill Grist Mill	J. W. James, Owner.
62	do	Beaver Creek	Campbell & Trivett	
63	do	Bina	Barr & King*	W. A. Campbell
64	do	Clifton	Mill Creek Mill*	Ben Hart
65	do	Crumpler	Cockerham Roller Mill	T. J. Cockerham, Owner
66	do	do	Dixon & Duke Co.	W. G. Dixon
67	do	Eldreth	C. B. Welch	
68	do	Fleetwood	Vannoy & Payne*	
69	do	Grassy Creek	Grassy Creek Cheese Co.*	H. C. Baker
70	do	Helton	Helton Roller Mills	W. J. Perkins
71	do	Hemlock	Little Laurel Mill	J. J. Allen, Owner
72	do	Hopkins	Deep Gap Coöperative Cheese Co.*	J. S. Wilburn
73	do	Jefferson	F. H. Neal Lumber Co.*	F. H. Neal, Owner
74	do	do	Phoenix Lumber Co.	R. L. Ballou
75	do	do	D. P. Waugh*	
76	do	West Jefferson	Buffalo Lumber Co.	A. A. Price
77	do	Lansing	Clark Brothers Roller Mill	
78	do	do	Elbert McCarter*	
79	do	Laurel Springs	C. Johnson	
80	do	do	Peak Creek Roller Mill	R. W. Pennington
81	do	do	James B. Woodie	
82	do	Othello	Faw Mill	
83	do	Sly	W. H. Brown†	
84	do	Toliver	M. T. A. Jones	
85	do	Warrensville	Charles T. Hamby	
86	do	do	Fred Shoemaker*	
87	Avery	Banner Elk	R. L. Puckett	
88	do	Heaton	J. M. Heaton	
89	do	Plumtree	The Tar Heel Mica Co.	D. T. Vance
90	do	do	D. T. Vance	
91	Beaufort	Aurora	G. A. Boyd	
92	do	Belhaven	The Interstate Cooperage Co.	C. G. Black
93	do	do	Woodside Lumber Co.	Griffith Miles
94	do	Pantego	Pantego Gins	C. P. Aycock
95	do	Pinetown	G. V. & W. M. Boyd	
96	do	do	John H. Oden	
97	do	Royal	Royal Gin Co.	C. T. Allen
98	do	Washington	Carolina Laundry	J. L. Capehart, Owr.
99	do	do	Coea-Cola Bottling Co.	
100	do	do	Crystal Ice and Coal Co.	E. R. Conyer
101	do	do	Eureka Lumber Co.	Nelson A. Welles
102	do	do	Jonathan Havens	

*Same as last report. †Custom mill.

Continued.

Secretary	Articles Manufactured	Incorporated or Commenced Business	Capital Stock	No.
	Corn meal.....		\$.....	52
	Roofers.....	1911	130,000	53
	Rough lumber.....			54
R. L. Clark.....	Lumber and timber.....	1921	5,000	55
F. L. Palmer.....	Cottonseed products and fertilizer.....			56
S. D. Crenshaw.....	Commercial fertilizers.....	1893		57
	Coca-Cola and soda water.....	1914		58
	Ice.....	1919		59
	Flour, meal, lumber.....	1915		60
	Corn meal for toll.....			61
C. W. Campbell.....	Lumber and ties.....	1916		62
	Rough lumber.....	1916		63
		1918	500	64
	Flour, meal, and feed.....			65
	Flour, meal, chops, etc.....	1874	2,000	66
	Lumber.....	1918	1,500	67
	Lumber.....			68
	Cheese.....	1916		69
	Bran and chops.....		400	70
	Flour, meal, and feed.....			71
	Flour, meal, feed, lumber.....			72
	Lumber.....	1919		73
	Hardwood lumber.....	1915		74
	Grist mill products.....		500	75
T. O. Tudor.....	Lumber and ties.....	1923	10,000	76
	Flour.....	1920	5,000	77
	Brooms.....		600	78
	Meal and feed.....	1908		79
	Flour.....	1919	2,500	80
	Lumber and ties.....	1923	1,800	81
	Flour, meal, and feed.....	1911	1,500	82
	Meal.....			83
	Lumber, crates, shingles, etc.....	1914	1,500	84
	Lumber.....	1914	10,000	85
	Lumber and meal.....	1910		86
	Lumber.....	1922	1,000	87
	Lumber.....	1920	800	88
Ed. N. Vance.....	Mica and mica insl.....	1909	10,000	89
	Ground mica.....	1894		90
	Lumber.....			91
C. T. White.....	Light barrel cooperage, box shooks, and lumber.....	1904	200,000	92
	Rough lumber.....	1914	5,000	93
C. N. Smith.....	Cotton ginning.....	1903		94
	Pine boards.....			95
	Lumber and gin cotton.....	1896		96
D. E. Lewis.....	Ginning cotton.....	1912	3,600	97
	Laundry.....			98
	Soft drinks.....	1911	10,000	99
W. H. Von Eberstein.....	Ice and ice-cream.....	1902	16,000	100
G. A. Phillips.....	Lumber, tobacco hogshead material, tobacco sticks.....	1894	391,000	101
	Corn meal and feed.....	1879		102

TABLE No. 1—

No.	County	Postoffice	Factory	President
103	Beaufort	Washington	Havens Oil Co.	Jonathan Havens, Mgr.
104	do	do	Moss Planing Mill	B. G. Moss
105	do	do	Pamlico Brick and Tile Co.*	E. L. Stewart
106	do	do	Pamlico Chemical Co.	C. Howell, Mgr.
107	do	do	Pamlico Printing Co.*	J. C. Meekins, Jr.
108	do	do	Phillips Fertilizer Co.	J. E. Winslow
109	do	do	Saunders & Co.	
110	do	do	Virginia-Carolina Chemical Co.	C. G. Wilson
111	do	do	Washington Gas Co.	R. A. Blackwood
112	do	do	M. G. Waters	
113	do	do	Willis Baking Co.	
114	Bertie	Aulander	Aulander Brick Co.	A. T. Castelloe
115	do	do	J. D. Francis*	
116	do	Colerain	Bertie Motor Co.*	
117	do	do	L. O. Wynn's Sawmill and Plan. Mill	
118	do	Kelford	Chero-Cola Bottling Works	J. W. Jernigan
119	do	do	Kelford Coea-Cola Bottling Co.	G. H. Hutaff
120	do	do	Parker's Wagon Shop	G. T. Parker, Owr.
121	do	Lewiston	The Columbian Peanut Co.	J. P. Woodley
122	do	Merry Hill	W. R. Smith	
123	do	Powellsville	Cowan-Taylor Co.	W. S. Cowan
124	do	do	C. R. Overton	
125	do	Windsor	E. S. Dail's Shop	E. S. Dail, Owner
126	do	do	Gatling Mfg. Co.	E. L. Gatling
127	do	do	Pleasant Oak Mill Co.	Noah A. Cherry, Owner
128	do	Woodville	U. S. Morris & Bro.	U. S. Morris
129	Bladen	Abbottsburg	A. M. Chance*	
130	do	Bladenboro	Bridges Corporation	R. L. Bridges
131	do	do	Bryan & Sikes Sawmill*	
132	do	Clarkton	Elizabethtown Lumber Co.	Manning Stires
133	do	do	Hammer Lumber Co.*	Thos. B. Hammer
134	do	do	E. S. Parsons Lumber Co.*	E. S. Parsons
135	do	Council	B. J. Sanderlin*	
136	do	do	Southern Planing Co.	B. J. Sanderlin
137	do	Parkersburg, R. 2	J. G. & G. C. Coble	
138	do	Richardson	Evans' Mill*	T. O. Evans
139	do	White Oak	Strickland & Chason	W. E. Strickland, Part.
140	Brunswick	Ash	Long Brothers*	
141	do	Deleo	J. H. Mithell	
142	do	Southport	Ocean Sea Food and Canning Co.	Charles E. Gause
143	do	do	Southport Fish Scrap and Oil Co.	J. W. Dey
144	do	Wilmington	St. Philip-Cape Fear River Fisheries Products Co. †	Thomas H. Hayes
145	Buncombe	Alexander	Alexander Mills	
146	do	Asheville	The Asheville Baking Co.	Roger A. Grant
147	do	do	Asheville Harness Co.	J. P. Coston
148	do	do	Asheville Paeking Co.	F. Zimmerman
149	do	do	Asheville Printing and Eng. Co.	W. A. Steele
150	do	do	Asheville Supply and Foundry Co.	D. S. Hildebran

*Same as last report. †Factory located in Brunswick.

Continued.

Secretary	Articles Manufactured	Incorporated or Commenced Business	Capital Stock	No.
-----	Bale cotton, linters, oil, meal, and hulls.....	1901	\$ 28,000	103
C. V. Swan.....	Sash, doors, flooring, ceiling.....	-----	20,000	104
W. H. Ellison.....	Brick and tile.....	-----	20,000	105
-----	Fertilizer.....	1907	155,000	106
J. C. Meekins, Jr.....	Commercial printing.....	1916	1,000	107
Charles A. Flynn.....	Fertilizer.....	1901	110,000	108
Partnership.....	Lumber.....	1919	9,000	109
S. D. Crenshaw.....	Commercial fertilizers.....	1893	-----	110
W. F. Hollstead.....	Gas.....	1917	50,000	111
-----	Lumber and laths.....	1914	-----	112
-----	Cakes, pies, and bread.....	1918	2,000	113
W. A. Taylor.....	Common brick and lumber.....	1919	22,000	114
-----	Rough lumber.....	1919	500	115
-----	Auto equipment sold and repaired.....	1919	12,000	116
-----	Lumber.....	1906	1,000	117
C. H. Roberson.....	Soft drinks.....	1916	6,700	118
A. C. Johnson, Jr.....	Carbonated beverages.....	1914	2,400	119
-----	Carts, wagons, farm implements.....	-----	-----	120
F. B. Dante.....	Peanuts, cleaned and shelled.....	1917	242,000	121
-----	Lumber.....	-----	-----	122
W. S. Taylor, Jr.....	General sawmill and gin.....	1922	-----	123
-----	Carts, wagons, and general repairs.....	1897	1,000	124
-----	Farm carts, buggies, repairs.....	1874	10,000	125
J. M. Gatling.....	Barrel staves.....	1922	10,000	126
-----	Lumber.....	1921	2,000	127
W. F. Morris.....	Rough lumber, ginning cotton.....	1907	-----	128
-----	Lumber.....	1916	-----	129
H. C. Bridges.....	Cottonseed oil, meal, hulls, and linters.....	-----	125,000	130
-----	Lumber.....	1920	1,100	131
G. W. Hester.....	Lumber.....	1924	100,000	132
-----	Lumber.....	1908	200,000	133
-----	Lumber.....	-----	-----	134
-----	Rough Lumber.....	1894	5,000	135
W. T. Sanderlin.....	Dressed lumber.....	1922	-----	136
-----	Rough lumber.....	-----	-----	137
-----	Rough lumber.....	1918	2,000	138
-----	Juniper shingles.....	1913	-----	139
-----	Lumber.....	-----	-----	140
-----	Lumber.....	1920	1,000	141
J. Berg.....	Canning shrimp.....	1913	-----	142
J. D. Sutton.....	Menhaden fish scrap and oil.....	1914	290,000	143
Raymond J. Anderton.....	Menhaden fish oil and fish scrap for fertilizers.....	1918	10,000,000	144
-----	Flour, meal.....	-----	5,000	145
Susie White.....	Bread and cakes.....	1920	125,000	146
C. N. Webster.....	Saddles.....	1907	50,000	147
E. W. Eller.....	Fertilizer, tallow.....	1897	15,000	148
B. H. Steele.....	Job printing.....	1907	7,600	149
H. J. Sutton.....	Founders, machinists, and mill supplies.....	1895	30,000	150

TABLE No. 1—

No.	County	Postoffice	Factory	President
151	Buncombe.....	Asheville.....	J. A. Baker Packing Co.....	J. A. Baker.....
152	do.....	do.....	Richard P. Bear & Co.....	Copartnership.....
153	do.....	do.....	Biltmore Industries*	
154	do.....	do.....	Biltmore Wheat Hearts Co.....	L. B. Rogers.....
155	do.....	do.....	Blue Ridge Lime Co.....	J. W. Grimes.....
156	do.....	do.....	Candy Kitchen*	Mike Arakas.....
157	do.....	do.....	Carolina Creamery Co.....	Curtis Bynum.....
158	do.....	do.....	Carolina Machinery Co.....	W. F. Post.....
159	do.....	do.....	Champion Chemical Co.....	Charlie Nichols.....
160	do.....	do.....	Chero-Cola Bottling Co.....	
161	do.....	do.....	Clinchfield Lime Co.....	J. W. Grimes.....
162	do.....	do.....	Club Cafe and Candy Kitchen.....	Mike Arakas, Owner.....
163	do.....	do.....	Coca-Cola Bottling Co. of Asheville.....	
164	do.....	do.....	Commercial Service Co.....	
165	do.....	do.....	Florida-Piedmont Directory Co.....	E. H. Miller, Prop.....
166	do.....	do.....	French Pastry Shop.....	
167	do.....	do.....	Georgia Tale Co.*.....	E. B. Glenn.....
168	do.....	do.....	Gennett Lumber Co.....	
169	do.....	do.....	Groves Printing Co.....	P. W. Groves, Owner.....
170	do.....	do.....	Hans Rees' Sons.....	Harold B. Rees.....
171	do.....	do.....	Harris Printing Co.....	F. H. Harris, Prop.....
172	do.....	do.....	The Inland Press.....	Frank A. Barber, Owner.....
173	do.....	do.....	T. P. Johnson & Co.....	T. P. Johnson, Owr.....
174	do.....	do.....	William W. Jones.....	Proprietor.....
175	do.....	do.....	McRary & Son.....	
176	do.....	do.....	Manhattan Laundry, Inc.....	L. U. Green.....
177	do.....	do.....	Miller Press.....	E. H. Miller.....
178	do.....	do.....	Mountain City Steam Laundry, Inc.....	Jacob F. Weaver.....
179	do.....	do.....	National Casket Co.....	P. B. Heintz.....
180	do.....	do.....	Piedmont Directory Co.....	Ernest H. Miller.....
181	do.....	do.....	Poole & Co., Inc.....	J. J. Nichols.....
182	do.....	do.....	Quality Bakery.....	P. K. Wilde.....
183	do.....	do.....	Sanitary Laundry.....	
184	do.....	do.....	J. B. Shope.....	Owner.....
185	do.....	do.....	Storage Supply Co.....	D. C. Waddell.....
186	do.....	do.....	Swannanoa Laundry.....	C. N. Brown, Owner.....
187	do.....	do.....	Whiteside Printing Co.....	Ed. W. Whiteside, Owner.....
188	do.....	do.....	Williams-Brownell Planing Mill.....	J. P. Hansen.....
189	do.....	do.....	Woodard Lumber Co.*.....	T. J. Woodard.....
190	do.....	Azalea.....	Azalea Woodworking Co.....	W. O. Riddick.....
191	do.....	Barnardsville.....	Mrs. L. E. Greenwood*	
192	do.....	do.....	J. B. Howell.....	
193	do.....	Biltmore.....	Asheville Mica Co.....	Partnership.....
194	do.....	do.....	The Felstone Co.....	C. Marshall Gravatt.....
195	do.....	Candler.....	William Penland.....	
196	do.....	do.....	Peoples Roller Mills*	
197	do.....	do.....	J. C. Waters.....	
198	do.....	Leicester.....	Leicester Roller Mills.....	
199	do.....	Stocksville.....	J. S. & C. S. Ball.....	
200	do.....	Swannanoa.....	Reighard Lumber Co.....	L. E. Reighard, Owr.....

*Same as last report. †Incorporated 1901.

Continued.

Secretary	Articles Manufactured	Incorporated or Commenced Business	Capital Stock	No.
J. N. Dalton	Sausage specialties and packing house by-products	1923	\$ 500,000	151
	Lumber	1898		152
	Homespun	1913		50,000
Fred Kent	Cereal preparations	1916	10,000	154
J. W. Grimes, Treas.	Burnt lime, agri. ground limestone, crushed stone	1904	24,800	155
	Ice-cream, candy	1921		156
Hans Broley	Ice-cream	1912	100,000	157
A. L. Post	Machinery and castings	1912	100,000	158
	Mi-Cleanser scrubbing powder	1915		159
	Carbonated beverages	1915		160
	Agricultural ground limestone and crushed stone	1915		67,900
P. R. Moale	Candy			162
	Coca-Cola and soda water	1919		163
	Directories	1914	1,000	164
	Directories	1914		165
	Bakery products, light lunch	1921		166
	Talc pencils and powdered talc	1905	32,000	167
	Lumber			168
George E. Eastmead	Job printing	1913		169
	Leather	1846	1,000,000	170
	General job work	1915	500	171
	Job printing	1903	32,000	172
	Roofing and all kinds of sheet metal work	1910	24,035	173
	Sash, blinds, doors, millwork	1891	15,000	174
	Truck bodies and general repairs	1916		175
R. S. Green	Laundry	1921	10,000	176
	Directories, magazines, and books	1921	50,000	177
	Laundry	1913	10,500	178
H. L. Stein	Caskets	1891	6,000,000	179
A. E. Miller	City directories	1907	10,000	180
J. D. Miller	Dry cleaning and dyeing plant	1919	10,000	181
	Baked goods of all kinds	1922		182
	Laundry	1912		183
	Repairer	1910	4,000	184
Fred Kent	Ice and cold storage	1906	126,000	185
	Laundry	1902		186
	Job printing	1902		187
E. L. Gaston	Lumber and lumber products, custom millwork	1905	32,200	188
	Rough lumber		34,107	189
W. Allen Riddick	Dressed lumber	1909	29,300	190
	Flour and meal	1915	3,000	191
	Meal			192
	Mica	1899	250,000	193
C. Marshall Gravatt	Garden ornaments, trim stone for buildings	1922	100,000	194
	Pottery, crocks, etc.			195
	Custom grinding			196
	Lumber			197
	Flour and meal	1900		198
	Rough lumber	1918	1,000	199
	Planing mill products	1914		200

TABLE NO. 1—

No.	County	Postoffice	Factory	President
201	Buncombe	Weaverville	Reems Creek Milling Co.	J. C. Wright
202	do	do	Weaverville Mills	T. W. Blackstoek
203	Burke	Connelly Springs	U. L. Hudson	
204	do	do	J. J. Jasmine*	
205	do	do	McGalliard Falls Roller Mills	
206	do	Glen Alpine	Glen Alpine Milling Co.	J. H. Giles
207	do	Jonas Ridge	Fred Puitt	
208	do	Morganton	Burke Tannery	F. C. Rand
209	do	do	J. P. Bumgarner	Owner
210	do	Morganton, R. 4	Carswell & Smith	
211	do	Morganton	Duekworth Briek Co.	E. I. Alexander
212	do	Valdese	Waldensian Bakery	T. P. Rostan
213	do	do	Waldensian Paper Co.	F. Garrou
214	Cabarrus	Coneord	Blume's Machine Shop	M. L. Blume, Owner
215	do	do	Carolina Bottling Co.	J. F. Goodman
216	do	do	Coneord Foundry	C. A. Blackwelder, Owner
217	do	do	Coneord Job Printery	
218	do	do	Coneord and Kannapolis Gas Co.	Walter Whitstone
219	do	do	Coneord Steam Bakery	G. T. Barnhardt, Owner
220	do	do	Coneord Steam Laundry	R. E. Richardson
221	do	do	Kerr Bleaching and Finishing Works	D. B. Coltrane
222	do	do	Model Flour Mills Co.*	
223	do	do	National Lumber Co.	G. S. Klutz
224	do	do	Poplar Tent Ginning and Imp. Co.	D. B. Coltrane
225	do	do	A. B. Pounds	Owner
226	do	do	The Southern Cotton Oil Co.	C. G. Wilson
227	do	Harrisburg	Harrisburg Imp. Co.	W. Ed. Harris
228	do	do	A. R. Mills Repair Shop	A. R. Mills, Owner
229	do	Midland	A. P. Widenhouse	
230	do	Mount Pleasant	J. F. C. Miller	
231	Caldwell	Collettsville	T. J. Moore	
232	do	Finley	J. M. Bradshaw*	
233	do	Globe	Little Corn Mill	D. P. Moore
234	do	Granite Falls	Granite Bottling Works	H. V. Boliek
235	do	do	Granite Falls Milling Co.*	J. S. Leonard
236	do	do	Granite Lumber Co.	G. H. Geitner
237	do	do	Liberty Shirt Mills*	Mrs. Lula Hiekman
238	do	Kings Creek	Kings Creek Roller Mill*	
239	do	Legerwood	Patterson School Shop	Hugh A. Dobbin
240	do	Lenoir	W. C. Brannon*	
241	do	do	R. A. Brown*	
242	do	do	C. H. Holloway	
243	do	do	Hudson Vencer Co.	R. S. Crisp
244	do	do	Kineaid & Clay	
245	do	do	Lenoir Mills	J. C. Seagle
246	do	do	Lenoir Vencer Co.	G. N. Hutton
247	do	do	Mint-Cola Bottling Co.	R. S. McGowan
248	do	do	Powell Brothers	J. Ward Powell
249	do	do	Puett Mill	S. F. Puett, Prop.
250	do	do	Reins Brothers	

*Same as last report.

Continued.

Secretary	Articles Manufactured	Incorporated or Commenced Business	Capital Stock	No.
	Flour, meal, and feed.....	1915	\$ 15,000	201
	Flour, meal, feed.....	1911	2,500	202
	Lumber.....			203
	Rough lumber, laths.....		1,500	204
	Flour and corn meal.....	1921		205
A. W. Trexler.....	Flour and meal.....	1907	1,000	206
	Lumber.....	1924	1,000	207
D. E. Woods.....	Sole leather.....			208
	Lumber.....		5,000	209
	Lumber.....		1,200	210
F. Duckworth.....	Common brick.....	1917	1,500	211
T. P. Rostan.....	Baked goods.....	1915	10,000	212
A. F. Garrou.....	Paper boxes.....	1918	13,000	213
	Repair shop.....	1919	200	214
J. T. Honeycutt.....	Bottling Coca-Cola and ales.....		3,600	215
	Gray castings and general repairs.....			216
	Commercial printing.....	1913	2,857	217
Ferdinand H. Graser.....	Manufacturing gas.....	1917	150,000	218
	Bread, cakes, and pies.....	1900	1,500	219
	Laundering.....	1900	9,000	220
A. G. Odell.....	Finishing cotton piece goods.....	1890	174,000	221
	Flour, meal, and feed.....	1920	25,000	222
W. H. Gibson.....	Woodworking.....	1911	7,500	223
C. R. Andrews.....	Cotton Ginning.....	1908	2,275	224
	Ice.....	1909		225
F. L. Palmer.....	Cottonseed products and fertilizer.....			226
C. R. Alexander.....	Ginning cotton, lumber.....	1901	6,000	227
	Repair shop.....	1922	1,000	228
	Building.....		10,000	229
	Rough and finished lumber.....		9,000	230
	Corn meal.....			231
	Lumber.....	1920		232
	Corn meal for toll.....			233
Kenneth Boliek.....	Soft drinks.....	1909	5,000	234
	Corn meal and flour.....		8,560	235
G. C. Kirby.....	Building material.....	1920	16,300	236
D. C. Hickman.....	Shirts.....	1919	35,000	237
T. D. Ernest.....	Flour and corn meal.....		5,000	238
	Lumber.....	1918	2,000	239
	Bread, pies, and cakes.....		700	240
	Rough lumber.....		900	241
	Rough lumber.....		1,000	242
V. D. Guire.....	Rotary veneers.....	1920	30,000	243
	Lumber.....			244
J. C. Guire.....	Flour, feed, and corn meal.....	1915	25,000	245
	Rotary veneers and panels.....		800	246
W. A. Spencer.....	Soft drinks.....	1919	750	247
J. Ward Powell.....	Brick.....	1920		248
	Meal.....	1900	2,000	249
	Monuments.....	1895		250

TABLE No. 1—

No.	County	Postoffice	Factory	President
251	Caldwell	Lenoir, R. 5.	Tuttle's Roller Mills.	D. B. Tuttle, Owner.
252	do.	Upton.	W. B. Estes.	
253	Carteret	Beaufort.	Beaufort Ice Co.	J. H. Potter, Sr.
254	do.	do.	Beaufort Machine Shop.	G. M. Paul.
255	do.	do.	Beaufort News.	W. G. Mebane.
256	do.	do.	Carteret Lumber Co.	F. E. Willson.
257	do.	do.	C. A. Clawson.	
258	do.	do.	Dey's Fish Factory.	C. P. Dey, Owner.
259	do.	do.	Southgate Packing Co.	T. S. Southgate, Owner.
260	do.	Morehead City.	Bell-Wallace Co.*.	
261	do.	do.	The B-W Laundry Co.*.	Charles S. Wallace.
262	do.	do.	Carteret Ice, Trans. and Storage Co.	C. S. Wallace.
263	do.	do.	Morehead Coca-Cola Bottling Co.	G. H. Hutaff.
264	do.	do.	Morehead City Mfg. Co.	J. C. Long.
265	do.	do.	Nelson Machine Works.	Charles T. Nelson.
266	do.	do.	Newport Fisheries Co.	J. R. Laughton.
267	do.	do.	Portsmouth Fisheries Co.	Charles S. Wallace.
268	do.	do.	Smyrna Factory*.	Charles S. Wallace.
269	do.	do.	C. H. Wade*.	
270	do.	do.	Wallace Fisheries Co.	Charles S. Wallace.
271	do.	do.	Willis Marine Railways.	
272	do.	do.	Woodland & Co.	J. E. Woodland.
273	do.	Newport.	Eubank Lumber Co.*.	W. M. Eubanks, Owr.
274	do.	do.	Mann's Repair Shop*.	I. E. Mann.
275	do.	do.	Taylor's Fish Scrap Factory*.	T. G. Taylor.
276	do.	New Bern.	Beaufort Fish Scrap and Oil Co.†.	William B. Blades.
277	Caswell	Milton.	Hurdle's Factory.	J. A. Hurdle, Owner.
278	do.	do.	Long's Mill.	W. T. Long, Owner.
279	Catawba	Catawba, R. 2.	Eureka Roller Mills*.	
280	do.	Catawba.	A. Martin.	
281	do.	Conover.	J. Bolick Sons Co.	
282	do.	do.	Hickory Handle and Mfg. Co.	Mrs. A. L. Shuford.
283	do.	do.	Spring Steel Wheel Co.	Jerome Bolick, Mgr.
284	do.	do.	Warlong Glove Mfg. Co.	A. L. Shuford.
285	do.	Hickory.	City Steam Bakery.	C. W. Ellington, Prop.
286	do.	do.	Clay Printing Co.	E. Lyerly.
287	do.	do.	Coca-Cola Bottling Co.	R. L. Ellis.
288	do.	do.	Hickory Auto Corp.*.	K. C. Menzies.
289	do.	do.	Hickory Collar Co.	P. A. Setzer, Prop.
290	do.	do.	Hickory Flour Mill.	J. A. Moretz.
291	do.	do.	Hickory Foundry and Machine Co.	T. M. McEntire.
292	do.	do.	Hickory Harness Co.	Partnership.
293	do.	do.	Hickory Ice and Coal Co.	H. H. Abec.
294	do.	do.	Hickory Mfg. Co.	J. D. Elliott.
295	do.	do.	Hickory Marble and Granite Co.	
296	do.	do.	Hickory Novelty Co.	G. N. Hutton.
297	do.	do.	Hickory Overall Co.	J. D. Elliott.
298	do.	do.	Hickory Printing Co.	W. M. Reese, Owner.
299	do.	do.	Hickory Steam Laundry.	J. L. Leach.
300	do.	do.	Hilton Pottery Co.	E. A. Hilton.

*Same as last report. †Factory at Beaufort.

Continued.

Secretary	Articles Manufactured	Incorporated or Commenced Business	Capital Stock	No.
	Flour, meal, and bran.....	1902	\$ 3,000	251
	Lumber.....			252
C. H. Bushall.....	Ice.....	1910	50,000	253
G. M. Paul.....	Repair shop.....	1911	675	254
J. P. Betts.....	Newspaper and job printing.....		5,900	255
F. R. Seeley.....	Lumber.....	1916	200,000	256
	Bread and cakes.....			257
	Fish meal, scrap, and oil.....	1881		258
	Canning oysters, beans, tomatoes, etc.....	1912		259
	Boat building and repairs.....	1917	500	260
	Laundry.....	1922	2,500	261
Allen C. Davis.....	Ice.....	1898	70,000	262
C. A. Seifert.....	Carbonated beverages.....	1919	6,000	263
J. C. Long.....	Lumber, boxes, and crates.....	1907		264
	Marine engine repairs.....			265
J. W. Oglesby.....	Fish scrap and oil.....	1917	77,300	266
W. M. Webb.....	Fish scrap and oil.....	1917	105,000	267
	Fish scrap.....			268
	Boats and boat repairs.....			269
W. M. Webb.....	Fish scrap and oil.....	1913	50,000	270
	Repairing and painting small boats.....	1910	5,000	271
Gordon C. Willis.....	Canned vegetables and sea foods.....	1918	77,800	272
	Lumber.....	1920		273
	Repair shop.....			274
	Fish scrap and oil.....	1911	30,000	275
A. R. Marks.....	Fish oil, scrap, and meal.....	1909	150,000	276
	Tobacco flues.....		700	277
	Corn meal.....	1872		278
	Meal and feed.....	1900	5,000	279
	Rough lumber.....			280
M. L. Bolick.....	Buggies, bodies, etc.....	1910	52,500	281
A. A. Shuford.....	Wooden loom parts, school desks, kitchen furniture.....	1911	25,000	282
	Wheels.....		1,000	283
C. R. Brady.....	Knit wrist canvas work gloves.....	1917	25,000	284
	Bread, etc.....	1908		285
J. C. Miller.....	Job printing, publish Hickory Daily Record.....	1905	10,000	286
M. M. Bradler.....	Soft drinks.....	1912		287
	Auto sales and repairs.....	1920	14,400	288
	Horse collars.....	1909		289
S. S. Rowe.....	Flour and feed.....	1920	49,600	290
W. W. Burns, Treas.....	Repairers, auto name plates.....	1918	78,000	291
	Harness, strap work.....	1906	9,000	292
C. W. Smith.....	Ice.....	1905	50,000	293
J. G. Carrier.....	Sash, doors, and building material.....	1890	72,000	294
	Monuments.....	1893	1,000	295
A. B. Hutton.....	Millwork and dressed lumber.....	1893	5,000	296
A. C. Henderson.....	Overalls and work shirts.....	1913	92,500	297
	Commercial printing.....	1917	3,500	298
J. E. Walker.....	Laundry.....	1919	25,000	299
	Special pottery.....	1916	800	300

TABLE No. 1--

No.	County	Postoffice	Factory	President
301	Catawba	Hickory	Hutton & Bourbonnais	G. N. Hutton
302	do	do	F. B. Ingold*	
303	do	do	Link Ice and Coal Co.	L. L. Fry
304	do	do	Nu-Grape Bottling Co.	P. Alvah Boyles
305	do	do	Pepsi-Cola Bottling Co.*	Charles L. Davis
306	do	do	L. W. Poovey	
307	do	do	Propst Brothers*	C. C. Propst
308	do	do	Standard Canning Co.	
309	do	Maiden	L. S. Caldwell & Son*	
310	do	do	M. O. Gilleland	
311	do	do	G. W. Keener*	
312	do	do	Maiden Chair Co.	W. C. Funston
313	do	Newton	Carolina Glove Co.	J. C. Yount
314	do	do	Fiber Mfg. Co.	J. W. Abernethy
315	do	do	Lime-Cola Bottling Co.	D. S. Clarke
316	do	do	Newton Glove Mfg. Co.	H. M. Yount
317	do	do	Newton Ice and Fuel Co.	J. M. Wagner, Owner
318	do	do	Newton Oil and Fertilizer Co.	E. M. Deal
319	do	do	Newton Roller Mills	
320	do	Newton, R. 1	Old Jugtown Pottery Co.	R. P. Speagle
321	do	Newton	Setzer Lumber Co.	
322	do	do	South Fork Roller Mills	P. L. Jarrett
323	do	Vale, R. 4	Catawba Pottery Co.	
324	Chatham	Bear Creek	W. F. Sizemore	
325	do	do	E. P. Spoon*	
326	do	Bennett	W. C. Brewer	
327	do	do	Routh Roller Mills*	M. A. Routh, Owner
328	do	Bynum	Chatham Roller Mills†	
329	do	Cumnock	Bobbitt's Sawmill*	R. H. Bobbitt
330	do	do	W. H. Gilmore's Sawmill	Owner
331	do	Goldston	Farmers Milling Co.	W. L. Goldston
332	do	do	Goldston Mfg. Co.	J. M. Wicker
333	do	do	W. D. Tillman	
334	do	Gulf	The Goldston Brick Co.*	W. W. Brewer
335	do	Jordan	C. W. Jordan	
336	do	Moncure	Moncure Mill Co.*	J. L. Womble
337	do	do	A. A. Wicker*	
338	do	Ore Hill	T. F. Gains Bros. Lumber Co.	
339	do	do	A. A. Johnson*	
340	do	Pittsboro	Chatham Oil and Fertilizer Co.	J. Dwight Barbour
341	do	Siler City	H. H. Elder*	
342	do	do	Hadley-Peoples Mfg. Co.	W. G. Sydnor
343	do	do	Siler City Mills	J. C. Gregson
344	do	do	Williams, Brower & Co.	R. A. Williams
345	Cherokee	Andrews	Andrews Ice Co.	B. G. Webb
346	do	do	Andrews Mfg. Co.	W. T. Latham
347	do	do	F. P. Cover & Sons, Inc.	S. E. Cover
348	do	do	W. A. McGee*	
349	do	Marble	A. T. Dorsey Lumber Co.*	A. T. Dorsey
350	do	Murphy	Cherokee Mfg. Co.*	M. C. King, Jr.
351	do	do	Cherokee Roller Mill*	R. S. Parker
352	do	do	Coca-Cola Bottling Co.	Partnership

*Same as last report. †Leased by Atwater & Lambeth.

Continued.

Secretary	Articles Manufactured	Incorporated or Commenced Business	Capital Stock	No.
A. B. Hutton.....	Dressed lumber and box shooks.....	1897	\$ 976,600	301
	Sheet-metal manufacturers.....		1,500	302
R. B. Fry.....	Ice.....	1921	19,975	303
	Soft drinks.....	1924	10,000	304
	Soft drinks.....		7,000	305
	Common brick.....	1915	250	306
			1,200	307
	Canned goods.....	1913		308
L. S. Caldwell, Gen. Mgr.	Building material and lumber.....	1890	10,000	309
	Lumber.....			310
	Dressed lumber.....			311
J. S. Campbell.....	Chairs.....	1917	68,000	312
	Cotton work gloves.....	1917		313
Sid J. Smith.....	Asbestos yarns and cloths.....	1923		314
D. S. Clarke.....	Bottled drinks.....	1921	700	315
	Cotton and leather work gloves.....	1916		316
	Ice.....	1908		317
S. D. Houk.....	Cottonseed oil, meal, hulls, linters, ginning cotton.....	1911	50,000	318
J. W. Killian, Mgr.....	Flour, corn meal, feed.....	1888		319
	Stoneware, jugs, flower pots, etc.....	1923	5,000	320
D. Lee Setzer.....	Building material.....	1914		321
	Flour and bran feed.....	1910	1,500	322
	Crocks, jars, etc.....	1869	200	323
	Rough lumber.....	1923	1,000	324
	Lumber.....		1,000	325
	Lumber.....	1914	10,000	326
	Flour, meal, and feed.....	1914	6,000	327
A. H. London.....	Flour and meal.....		10,000	328
	Rough lumber, cross-ties.....	1917	1,000	329
	Hard and soft wood.....	1900	3,000	330
Jacob Dixon.....	Flour, meal, and feed.....	1918	9,000	331
W. N. Ellis.....	Lumber.....	1919	5,000	332
	Lumber.....	1900	2,500	333
C. J. Goldston.....	Brick.....	1920	32,000	334
	Lumber.....			335
J. K. Barnes.....	Lumber, ginning cotton, and flour.....	1916	* 30,000	336
	Rough lumber.....	1918	4,000	337
	Lumber and shingles.....	1911		338
	Lumber.....			339
E. R. Hinton.....	Cottonseed products, fertilizer.....	1912	40,000	340
	Dressed lumber.....			341
J. C. Gregson.....	Cotton yarns.....	1895	55,800	342
	Flour, meal, and feeds.....	1921	19,250	343
C. L. Brower.....	Bent chair stock.....	1923	10,000	344
	Ice.....	1910		345
N. C. Bellamy.....	Lumber.....	1916	100,000	346
G. W. Cover.....	Sole leather.....	1899	1,000,000	347
	Finished and rough lumber.....	1919	2,000	348
J. L. Ort.....	Lumber.....	1919	40,000	349
R. F. Williams.....	Lumber.....	1918	7,500	350
Sid Perdley.....	Flour and meal.....	1917	8,000	351
J. V. Brittain, Mgr.....	Coca-Cola and other soft drinks.....			352

TABLE No. 1—

No.	County	Postoffice	Factory	President
353	Cherokee.....	Murphy.....	Murphy Mills.....	R. M. Fain, Prop....
354	Chowan.....	Edenton.....	Albemarle Observer.....	H. L. Story, Owner.
355	do.....	do.....	Brown Brothers.....	Oscar H. Brown, Mgr.....
356	do.....	do.....	Edenton Ice and Cold Storage Co..	E. R. Conger.....
357	do.....	do.....	The Edenton Peanut Co.....	T. H. Shepard.....
358	do.....	do.....	Edenton Pepsi-Cola Bottling Wks..	Reuben Madrin, Owner.....
359	do.....	do.....	Eastern Cotton Oil Co.....	T. S. White.....
360	do.....	do.....	Farmers Peanut Co.....	A. M. Forehand.....
361	do.....	do.....	J. E. Lassiter*.....	
362	do.....	do.....	Marine Railway.....	E. B. Simpson.....
363	do.....	do.....	Wilkes Veneer Co.....	J. L. Wiggins.....
364	do.....	Tyner.....	Valhalla Milling Co.*.....	Z. W. Evans.....
365	do.....	do.....	J. T. White.....	
366	Clay.....	Hayesville.....	Hayesville Light and Power Co.....	George Day.....
367	do.....	do.....	E. V. McConnell.....	
368	Cleveland.....	Belwood.....	Belwood Collar Co.....	H. D. Hoyle.....
369	do.....	Casar.....	Knob Creek Milling Co.....	A. A. Richard.....
370	do.....	Grover.....	S. R. Anthony.....	
371	do.....	do.....	B. A. Harry.....	
372	do.....	Kings Mountain.....	Herald Publishing House.....	C. G. Page.....
373	do.....	do.....	Kings Mountain Cotton Oil Co.....	G. D. Hambought..
374	do.....	do.....	Kings Mountain Roller Mills.....	W. A. Ware.....
375	do.....	Mooresboro.....	McSwain's Mill.....	B. E. McSwain, Owr.
376	do.....	do.....	Mooresboro Cotton Oil Co.....	J. B. Blanton.....
377	do.....	do.....	Mooresboro Creamery Co.....	E. B. Hamrick.....
378	do.....	Shelby.....	L. V. Arrowood*.....	
379	do.....	do.....	Bost's Bakery, Inc.....	L. C. Bost.....
380	do.....	do.....	Commercial Printery.....	
381	do.....	do.....	Eagle Roller Mills.....	C. C. Blanton.....
382	do.....	do.....	Ideal Ice and Fuel Co.....	A. P. Weathers.....
383	do.....	do.....	Shelby Coca-Cola Bottling Co.....	J. P. Goodman.....
384	do.....	do.....	Shelby Creamery Co.....	Joe S. Blanton.....
385	do.....	do.....	Shelby Foundry.....	T. J. Babbington, Owner.....
386	do.....	do.....	Shelby Steam Laundry.....	A. P. Liebig.....
387	do.....	do.....	Southern Cotton Oil Co.....	C. G. Wilson.....
388	do.....	do.....	Thompson Company.....	C. S. Thompson, Owner.....
389	do.....	do.....	Z. J. Thompson†.....	
390	do.....	do.....	J. W. Wilson.....	
391	Columbus.....	Boardman.....	Butters Lumber Co.....	John M. Merriam...
392	do.....	Cerro Gordo.....	Cerro Gordo Brick Co.*.....	R. B. Stephens.....
393	do.....	do.....	The Inman Mills.....	R. G. Inman.....
394	do.....	do.....	Williamson & Nance.....	
395	do.....	Fair Bluff.....	H. M. Powell.....	
396	do.....	Freeman.....	J. W. Brinkley.....	
397	do.....	Hallsboro.....	Chancey Brothers.....	L. W. Chancey.....
398	do.....	Hallsboro.....	Hall Flue Mfg. Co.....	John W. Hall, Owner
399	do.....	do.....	Pierce & Co.....	J. B. Wyche.....
400	do.....	Wanansh.....	The Council Tool Co.....	J. P. Council.....

*Same as last report.

†New mill—under construction.

Continued.

Secretary	Articles Manufactured	Incorporated or Commenced Business	Capital Stock	No.
	Flour, meal, bran, shorts.....	1902	\$ 2,000	353
	Newspaper and job work.....	1910		354
	Corn meal.....	1923	4,000	355
E. R. Conger.....	Ice, dealer in coal and ice.....	1896	40,800	356
L. A. Kramer.....	Cleaners, shellers, and wholesale dealers in peanuts.....	1909	139,400	357
	Carbonated beverages.....	1901		358
E. J. Broughton.....	Cottonseed meal, hulls, oil, linters, and fertilizers.....			359
M. F. Bond, Jr.....	Peanuts and fertilizers.....	1914	256,000	360
	Soft drinks.....			361
	Boats.....	1906	1,000	362
	Rotary-cut veneer.....	1914	30,000	363
B. W. Evans.....	Corn meal and hominy.....	1921	8,000	364
	Cane molasses.....	1916	100	365
C. E. Sellers.....	Power, light, and milling.....	1919	20,000	366
	Corn meal.....	1916	500	367
E. W. Hoyle.....	Horse collars, harness, bridles, strap goods.....	1918	5,000	368
	Corn meal.....	1883	1,200	369
	Lumber.....	1907	2,000	370
	Mill supplies, kitchen tables, general shop repairs.....	1922		371
	Printing.....	1889		372
J. M. Patterson.....	Cottonseed products.....	1904	35,000	373
M. A. Ware.....	Flour and meal.....			374
	Meal, flour, and feed.....	1907	3,000	375
A. L. Smart.....	Cottonseed meal, hulls, linters, oil.....	1910	25,900	376
J. N. Rollins.....	Butter.....	1909	6,000	377
	Cement blocks and road tile.....	1908		378
J. R. Marvin.....	Bread, cakes, etc.....	1922	15,000	379
	Commercial Printing.....			380
Stough Hopper.....	Flour and feed.....	1923	100,000	381
C. B. Caveness.....	Ice.....	1922	10,000	382
D. E. Honeycutt.....	Soft drinks.....	1912	3,600	383
William Lineberger.....	Butter.....	1916	5,700	384
	Gray iron castings, general repairs.....	1871		385
F. S. Saunders.....	Laundering.....	1921	10,000	386
F. L. Palmer.....	Cottonseed products and fertilizers.....			387
	Doors, sash, and general millwork.....	1900		388
	Lumber and millwork.....			389
	Repairing.....			390
John E. Thayer, Jr.....	Lumber.....	1889	500,000	391
A. L. Griffin.....	Common building brick.....	1919	4,000	392
	Meal, grits, feed, etc.....	1915	15,000	393
	Dressing lumber.....	1922		394
	Shingles.....			395
	Lumber.....	1916		396
	Pine lumber.....	1912		397
	Tobacco flues.....	1914		398
	N. C. pine lumber.....	1913	60,000	399
K. Clyde Council.....	Hoes, bush axes, turpentine tools, agricultural tools.....	1886	100,000	400

TABLE NO. 1—

No.	County	Postoffice	Factory	President
401	Columbus	Wanansh	Council Lumber Co.†	
402	do	Whiteville	W. L. Burchett	
403	Craven	Clark	Clark Brick and Tile Co.	P. O. Jarvis
404	do	Cove City	Wilson Brothers	H. Wilson
405	do	Dover	Goldsboro Lumber Co.	W. A. Wimsatt
406	do	do	Wilson Sawmill*	S. C. Wilson
407	do	New Bern	Braddy's Dry Cleaning Co.	E. A. Braddy
408	do	do	Consumers Ice Co.	A. R. Turnbull
409	do	do	Crystal Ice Cream Co.	H. E. Royall, Prop.
410	do	do	Crystal Ice and Fuel Co.	J. V. Blades
411	do	do	F. S. Duffy Medicine Co.*	
412	do	do	Owen G. Dunn	
413	do	do	East Carolina Marble Works	Joe K. Willis
414	do	do	Guion Motor Co.*	O. H. Guion
415	do	do	Hackney Cement Works	F. A. Hackney, Owr.
416	do	do	B. G. Harker Cycle Co.	
417	do	do	Home Bakery	Mrs. L. M. Disoway
418	do	do	Hop Wah	
419	do	do	Kafer's Bakery	
420	do	do	E. H. & J. A. Meadows*	E. H. Meadows
421	do	do	Munger & Bennett, Inc.	Killam E. Bennett
422	do	do	Neuse Lumber Co.	J. Vernon Blades
423	do	do	Neuse Vencer Box Co.*	D. B. Johnson
424	do	do	New Bern Coca-Cola Bottling Works	G. H. Hutaff
425	do	do	New Bern Gas and Fuel Co.	E. B. Jermyn, Jr.
426	do	do	New Bern Oil and Fertilizer Co.	W. J. Swan
427	do	do	The S. B. Parker Co.	D. M. Parker
428	do	do	Peoples Brick Co.	N. M. Gibbs
429	do	do	Pepsi-Cola Bottling Co.	L. J. Taylor
430	do	do	Pine Lumber Co.	E. G. Schwartz
431	do	do	Richardson Printing Co.	
432	do	do	Riverside Iron Works	F. L. Hardison
433	do	do	Rowland Lumber Co.	A. R. Turnbull
434	do	do	Service Motor Corp.	J. H. Parker
435	do	do	J. E. Slater	
436	do	do	Stevenson Brick Co.	
437	do	do	Stahl Toy and Novelty Co.	W. M. Pinnix
438	do	do	U-Nite Rubber Co.	W. B. Hanff, Owner.
439	do	do	Virginia-Carolina Chemical Co.	C. G. Wilson
440	do	do	Walker & Carnegie	
441	do	North Harlowe	Morton Grist Mill	John S. Morton
442	Cumberland	Cooper	W. A. Jackson	
443	do	Cumberland	Woodall's Grist Mill*	E. H. Woodall, Owr.
444	do	Fayetteville	E. H. Bullard	
445	do	do	Coca-Cola Bottling Co.	J. C. Hutaff
446	do	do	The Christian-Ewing Co.	R. W. Christian
447	do	do	Craftsman Work Shop	
448	do	do	Diamond Printing Co.	R. E. Hayes, Owner.
449	do	do	Fayetteville Light and Power Co.	John Buck
450	do	do	Fayetteville Lumber Co.	L. C. Adams
451	do	do	Haywood Novelty Works	J. A. Haywood, Owr.
452	do	do	Highland Lumber Co.	H. M. Pinkston and J. M. Wilson, Ows.

*Same as last report. †Owned by Council Tool Co.

Continued.

Secretary	Articles Manufactured	Incorporated or Commenced Business	Capital Stock	No.
	Lumber.....	1920	\$.....	401
	Lumber.....		140	402
A. Hamilton.....	Brick.....	1911	10,000	403
S. C. Wilson.....	Lumber.....	1904	200	404
W. B. H. Blanford.....	Lumber.....	1889	100,000	405
	Lumber.....	1908	500	406
	Dry cleaning and laundering clothes.....	1911	15,000	407
	Ice.....	1921	32,000	408
	Ice-cream.....	1916	8,000	409
William Dunn.....	Ice.....	1924	40,000	410
	Patent medicine.....	1910	100,000	411
	Commercial printing.....			412
Joe K. Willis.....	Monuments.....	1882	500	413
W. B. R. Guion.....	Auto Sales Service.....	1919	21,500	414
	Urns and trimmings.....	1920	350	415
	Bicycle repair shop.....	1923		416
	Baked goods.....	1912		417
	Laundry.....	1922	300	418
	Bread, cakes.....	1885		419
Wade Meadows.....	Fertilizers.....	1885	117,000	420
G. G. Bennett.....	Lumber.....	1913	370,000	421
D. Kirk Rodney.....	Rough and dressed lumber and general millwork.....	1905	100,000	422
I. G. Poole.....	Veneer panels and box shooks.....	1920	47,700	423
Tabitha Hutaff.....	Soft drinks.....	1904	2,500	424
M. L. White.....	Gas.....	1917	100,000	425
John S. Weskett.....	Cottonseed products and fertilizer.....	1923	200,000	426
G. W. Allee.....	Steel metal products.....	1912	6,000	427
John F. Rhodes.....	Common brick.....	1914	7,500	428
	Carbonated beverages.....	1884		429
J. M. Aberly.....	Lumber and laths.....	1893	300,000	430
	Job printing.....	1870		431
R. C. Whitley.....	Machinery repairs, smokestacks, bodies built.....	1920		432
William J. Jones.....	Lumber and laths.....	1899	500,000	433
Allie Cook.....	Gas, oil, accessories, etc.....	1919	28,500	434
	Lumber.....			435
	Brick.....			436
J. J. Tolson.....	Toys, crates, ice-boxes, general woodwork.....	1922	6,000	437
	Vulcanizing.....			438
S. D. Crenshaw.....	Commercial fertilizers.....	1893		439
	Roofing.....	1919		440
Clyde J. Morton.....	Corn meal, cracked and crushed corn.....	1912	5,000	441
	Lumber, meal, and feed.....	1912	4,000	442
	Corn meal.....	1892	100	443
	Lumber.....			444
C. D. Hutaff.....	Carbonated beverages.....	1912	20,000	445
W. B. Young.....	Fertilizer.....	1917	217,900	446
Frank M. Abeel.....	Cabinet and millwork.....	1924		447
	Job printing.....	1918		448
	Gas.....	1912	75,000	449
R. M. Lightford.....	Lumber.....	1920	28,500	450
	Novelties.....	1922	4,000	451
	Lumber and building material.....	1923		452

TABLE No. 1—

No.	County	Postoffice	Factory	President
453	Cumberland	Fayetteville	Lime-Cola Bottling Works	S. T. Boon
454	do	do	McNeill Milling Co.	J. C. McNeill, Part.
455	do	do	McMillan Metal Works	J. A. Barnes, Prop.
456	do	do	The E. A. Poe Brick Co.	E. A. Poe
457	do	do	Rankin & Brown Co.	Charles Rankin
458	do	do	W. T. Reaves	
459	do	do	The Sexton Lumber Co.	D. D. F. Ray
460	do	do	Townsend Candy Co.	D. W. Townsend
461	do	do	Walker Lumber Co.*	W. M. Walker
462	do	do	West Lumber and Box Co.	W. A. West
463	do	Manchester	O. A. Waddell	
464	do	Stedman	L. G. Faircloth	Owner
465	do	do	J. W. McMillan	
466	do	do	Waller Lumber Co.	W. E. Waller
467	do	Slocomb	Ideal Brick Co.	J. B. Fuquay
468	Davidson	Denton	Denton Marble Works	C. W. Russell
469	do	do	Denton Roller Mill	
470	do	do	Smith's Brick Plant	L. A. Smith
471	do	do	H. C. Tysinger*	
472	do	do	Tysinger & Russell	
473	do	Eller	Eller Mfg. Co.*	C. W. Rothrock
474	do	Handy	Alleghany Roller Mills	
475	do	Handy	J. J. Burkhead	
476	do	do	Lofin & Taylor	J. H. Lofin
477	do	Lexington	Davidson County Creamery Co.	J. W. Bowers
478	do	do	J. W. Earnhardt	
479	do	do	Peerless Mattress Co.	J. V. Moffitt
480	do	do	Piedmont Mirror Co.†	
481	do	do	Sielloff Mfg. Co.	D. S. Sielloff, Owner
482	do	do†	C. M. Wall & Son	C. M. Wall, Gen. Mgr.
483	do	Linwood	A. W. Feezer*	
484	do	do	Linwood Mfg. Co.	W. H. Phillips
485	do	Southmont	Star Lumber Co.	C. M. Peeler
486	do	Thomasville	Columbia Panel Mfg. Co.	R. R. Ragan
487	do	do	Gray Concrete Co.	J. H. Gray
488	do	do	W. G. Hinkle	
489	do	do	Jennings Mfg. Co.	C. M. Wall
490	do	do	Lapp's Sawmill	R. L. Lapp, Owner
491	do	do	North State Veneer Co.	R. C. Jones
492	do	do	Southern Veneer Co.	Geo. H. Barnard
493	do	do	Thomasville Bottle Co.*	
494	do	Wallburg	G. W. Wall	
495	do	Welcome	Welcome Milling Co.	J. C. Ripple
496	Davie	Advance	G. H. C. Shutt	
497	do	do	John A. Sofley	
498	do	do	A. C. Wood	
499	do	Calahaln	C. M. Richardson	
500	do	Cana	Danner & Harris	
501	do	Cana, R. 2	F. R. Lakey	
502	do	Cooleemee	George Hillard	
503	do	Farmington	Farmington Mills	J. H. Redmon, Owr.
504	do	Mocksville	The Davie Record	C. F. Stroud

*Same as last report. †Operated by Dixie Furniture Co. ‡Figures include plant at Statesville.¶

Continued.

Secretary	Articles Manufactured	Incorporated or Commenced Business	Capital Stock	No.
	Soft drinks.....	1905	\$.....	453
	Flour, meal, ice, cotton ginning.....			454
	Sheet-metal workers, roofing, guttering.....	1914	3,000	455
James C. S. Poe.....	Building brick.....	1881	20,000	456
R. A. Thompson.....	Plywood.....	1923	50,000	457
	Rough lumber.....	1914	5,000	458
L. N. Whitted.....	Lumber.....	1924	21,000	459
	Candy.....	1920	20,000	460
	Lumber and laths.....	1918		461
C. B. Williams.....	Lumber, building material, box shooks, crates.....	1907	15,000	462
	Lumber.....	1910		463
	Lumber and cotton ginning.....	1909	5,000	464
	Meal.....	1918		465
O. H. Waller.....	Lumber.....	1913		466
B. L. Langdon.....	Common brick.....	1920	19,600	467
	Monuments.....	1918		468
	Flour, meal.....	1920	12,000	469
	Brick.....	1910	1,000	470
	Rough lumber.....	1915	3,000	471
	Lumber.....		1,500	472
C. W. Rothrock.....	Chair stock.....	1918	3,000	473
	Flour, meal.....			474
	Rough lumber and cross-ties.....	1924		475
J. C. Taylor.....	Cross-ties and lumber.....	1919	1,800	476
Mrs. Charles Young.....	Butter.....	1915	15,960	477
	Ginning cotton.....	1890	5,000	478
	Mattress box springs.....	1906		479
	Silvering mirror plates.....			480
	Overalls.....	1909	1,500	481
C. C. Wall, Treas.....	Box shooks.....	1918		482
	Rough lumber.....			483
L. D. Phillips.....	Veneer.....	1902	20,400	484
D. L. Crowell.....	Crate shooks.....	1920	8,000	485
S. E. Tucker.....	Panels and tops.....	1920	40,000	486
F. B. Gray.....	Concrete products.....	1907		487
	Flour, meal, and feed.....	1914	20,000	488
E. O. Wall.....	Pine box shooks and dressed lumber.....	1921	30,000	489
	Rough lumber.....	1908	1,000	490
E. C. Jones.....	Veneers.....	1917	8,500	491
W. L. Tabb.....	Veneer and panels.....	1919	50,000	492
	Soft drinks.....	1907		493
	Boxes and crating.....	1885		494
L. C. Ripple.....	Flour and feed.....	1915	6,400	495
	Grain cradles.....	1882		496
	Rough and dressed lumber.....	1916		497
	Rough lumber.....	1875	1,200	498
	Lumber.....			499
	Lumber and cross-ties.....	1919		500
	Rough lumber.....	1915		501
	Lumber.....	1909	800	502
	Flour, feed, rough and finished lumber.....	1899	18,000	503
	Printing.....	1899		504

TABLE No. 1—

No.	County	Postoffice	Factory	President
505	Davie.....	Mocksville.....	Fork Milling Co.....	
506	do.....	do.....	Horn-Johnstone Co.....	L. G. Horne.....
507	do.....	do.....	Liberty Shirt Mill.....	J. W. Hartsfield.....
508	Duplin.....	Calypso.....	Patten Package Co.....	W. F. Patten.....
509	do.....	Kenansville.....	J. K. Bryan.....	
510	do.....	Magnolia.....	Carolina Mfg. Co., Inc.....	P. J. Heath.....
511	do.....	Mount Olive.....	Y. F. Jones†.....	
512	do.....	Rose Hill.....	Atlantic Coffin and Casket Co.....	E. McN. Carr.....
513	do.....	do.....	L. M. Dew.....	
514	do.....	do.....	C. C. Tart's Sawmill.....	C. C. Tart, Owner..
515	do.....	Wallace.....	L. Southerland*.....	
516	do.....	Warsaw.....	E. B. Hinman Mfg. Co.....	L. B. Jenkins.....
517	do.....	do.....	J. M. Pierce Mfg. Co.....	J. M. Pierce, Owner..
518	Durham.....	Bahama.....	A. D. Farlow, Proprietor.....	
519	do.....	Durham.....	Alexander Motor Co.....	S. P. Alexander, Owr.
520	do.....	do.....	Austin-Heaton Co.....	W. M. Speed.....
521	do.....	do.....	B-C Remedy Co.....	C. T. Council, Mgr..
522	do.....	do.....	Bain-Kimball-Milane Co.....	Partnership.....
523	do.....	do.....	Budd-Piper Roofing Co.....	V. J. Harward.....
524	do.....	do.....	Cheek & Belvin.....	O. W. Belvin, Mgr..
525	do.....	do.....	Christian & King Printing Co.....	J. F. Christian.....
526	do.....	do.....	City Ice and Coal Co.....	J. T. Salmons.....
527	do.....	do.....	City Ice Cream Co.....	Henry Cascarina.....
528	do.....	do.....	W. K. Dennis Roofing and Heat. Co.	W. K. Dennis.....
529	do.....	do.....	Durham Coca-Cola Bottling Co.....	J. B. Harrison.....
530	do.....	do.....	Durham Granite Co.....	M. C. Cole.....
531	do.....	do.....	Durham Ice Cream Co., Inc.....	James H. Baer.....
532	do.....	do.....	Durham Iron Works.....	W. R. Keefer.....
533	do.....	do.....	Durham Lumber Co.....	D. C. Mitchell.....
534	do.....	do.....	Durham Motor Co.*.....	
535	do.....	do.....	Durham Pepsi-Cola Bottling Co.....	M. B. Burnett.....
536	do.....	do.....	Durham Steam Bakery.....	
537	do.....	do.....	B. W. Fassett.....	
538	do.....	do.....	Golden Belt Mfg. Co.....	G. W. Hundley.....
539	do.....	do.....	W. P. Henry Co.....	W. P. Henry, Owner
540	do.....	do.....	E. J. Latta Roofing Co.....	E. J. Latta.....
541	do.....	do.....	Model Laundry Co.....	O. L. Roach.....
542	do.....	do.....	Laboratory Peabody Drug Co.....	H. R. Goodall.....
543	do.....	do.....	Paschall Bakery.....	M. J. Paschall, Owr.
544	do.....	do.....	Philadelphia Bakery*.....	L. Jaffe, Owner.....
545	do.....	do.....	Pope Mattress Co.*.....	C. A. Pope.....
546	do.....	do.....	Dr. S. Rapport.....	
547	do.....	do.....	Seeman Printery.....	W. E. Seeman.....
548	do.....	do.....	Talton Mfg. Co.....	N. B. Talton.....
549	do.....	do.....	Trumbo & Rozzell*.....	
550	do.....	East Durham.....	Virginia-Carolina Chemical Co.....	C. G. Wilson.....
551	do.....	Durham.....	Waverly Ice Cream Co., Inc.....	A. J. Pollard.....
552	do.....	do.....	W. I. Wheeley*.....	
553	do.....	do.....	Western Feather Co.....	J. H. Rutledge, Prop.
554	do.....	Rougemont.....	B. P. Bowling's Mill.....	
555	do.....	do.....	Rougemont Planing Mill.....	C. R. McHaney.....
556	Edgecombe.....	Pinetops.....	Pinetops Sash and Blind Co.....	W. L. Reason.....

*Same as last report. †Custom grinding.

Continued.

Secretary	Articles Manufactured	Incorporated or Commenced Business	Capital Stock	No.
J. R. Williams.....	Flour, meal, and feed.....	1909	\$ 3,000	505
J. B. Johnstone.....	Flour, feed, meal.....	1892	20,000	506
J. D. Byrne.....	Shirts.....	1923	23,500	507
J. R. Maxwell.....	Fruit and vegetable containers.....	1910	150,000	508
.....	Lumber.....	509
J. L. Southall.....	Berry crates.....	1916	10,000	510
.....	Corn meal.....	511
D. B. Herring.....	Caskets.....	1908	60,000	512
.....	Crates.....	513
.....	Lumber.....	1914	1,000	514
.....	Dressed lumber.....	1916	2,500	515
M. M. Tapp.....	Lumber, staves, barrels.....	1922	50,000	516
.....	Sash, doors, blinds, etc.....	517
.....	Lumber.....	1913	518
.....	Auto repairs.....	1916	519
W. M. Speed.....	Flour, feed, and meal.....	1906	464,500	520
.....	B.-C. for headache.....	1910	521
.....	Monuments.....	1916	12,204	522
W. P. Budd.....	Skylights, ventilators.....	1914	75,000	523
.....	Brick.....	1901	524
Isham King.....	Job printing.....	1923	16,000	525
A. A. Murdock.....	Ice.....	1919	70,000	526
Jerry Parcelli.....	Ice-cream.....	1923	2,000	527
C. F. Sawyer.....	Sheet metal workers.....	1924	20,000	528
W. K. Rand.....	Soft drinks.....	1916	32,400	529
M. C. Cole.....	Monuments, building stone.....	1910	4,000	530
J. G. Baldwin.....	Ice-cream.....	1923	1,000,000	531
George H. Myers.....	Repair shop.....	1917	25,000	532
R. H. Cowan, Treas.....	Lumber and millwork.....	135,000	533
Ed. M. Waller.....	Auto repairs.....	10,103	534
C. H. Burnett.....	Soft drinks.....	1913	19,300	535
.....	Bread, cakes, pies.....	1922	1,500	536
.....	Edged lenses.....	1914	537
C. A. Moore.....	Tobacco bags and pouches.....	1899	1,500,000	538
.....	Dealers in leaf tobacco.....	1915	30,000	539
T. W. Young.....	Roofing and metal work.....	1921	13,000	540
W. W. Williamson.....	Laundering.....	40,000	541
W. N. Holloway.....	Drugs, etc.....	1909	90,000	542
.....	Bread, cakes, and pies.....	1905	4,000	543
.....	Bread.....	1917	15,000	544
M. B. Pope.....	Mattresses.....	1919	23,000	545
.....	Edging lenses and fitting in frames.....	1910	546
E. D. Towler.....	Printing and blank books.....	1885	60,000	547
Mrs. D. M. Talton.....	Truck bodies and corn meal.....	1918	4,000	548
.....	Lumber.....	1919	10,000	549
S. D. Crenshaw.....	Commercial fertilizers and acid phosphate.....	1893	550
L. D. Pope.....	Ice-cream.....	1918	60,000	551
.....	Blacksmith.....	552
.....	Feather beds, pillows, bolsters.....	1911	2,000	553
.....	Meal and flour.....	554
G. C. Tilley.....	Lumber.....	1923	3,000	555
W. E. Phillips.....	Lumber.....	1906	5,000	556

TABLE No. 1—

No.	County	Postoffice	Factory	President
557	Edgecombe	Rocky Mount	North State Ice Co.	J. W. Hines
558	do	do	Pintsch Compressing Co.	J. A. Dixon
559	do	do	Rocky Mount Ice and Fuel Co.	J. W. Hines
560	do	Tarboro	Clayton & Son	
561	do	do	Coca-Cola Bottling Works	M. S. Brown, Mgr.
562	do	do	The Columbian Peanut Co.	J. P. Woodley
563	do	do	Consumers Cotton Oil Co.	F. S. Royster
564	do	do	Enterprise Carriage Co.	Thad & Hursey, Partners
565	do	do	Fountain & Koonce	Theo. Fountain
566	do	do	N. B. Josey Guano Co.	N. B. Josey
567	do	do	Leggett Lumber Co.	Theo. Fountain
568	do	do	Mewborn's Mill	J. L. Mewborn, Owr.
569	do	do	Pepsi-Cola Bottling Works	B. F. Taylor, Mgr.
570	do	do	Planters Cotton Oil and Fert. Co.	W. M. Daughtridge
571	do	do	Red Gum Veneer Co.	Partnership
572	do	do	F. S. Royster Guano Co.	F. S. Royster
573	do	do	Tarboro Ginning Co.	George Howard
574	do	do	Tarboro Pepsi-Cola Bottling Co.*	
575	Forsyth	Bethania	Bethania Roller Mills*	E. T. Lehman
576	do	Rural Hall	Alderman Mfg. Co.	T. W. Alderman
577	do	do	Messenger Job Print	Chas. R. Helsabeck, Owner
578	do	do	Rural Hall Veneer Co.	W. E. Stauber, Owr.
579	do	Tobaccoville	Dosier Roller Mills	J. D. Anderson, Owr.
580	do	Winston-Salem	Auto Repair and Sales Co.	H. W. Mosten
581	do	do	Barber Printing Co., Inc.	E. F. Barber
582	do	do	The Black Mule Harness Co.	W. W. Smoak
583	do	do	Briggs-Shaffner Co.	Henry F. Shaffner
584	do	do	Carolina Cadillac Co.	K. E. Shore
585	do	do	Carolina Foundry and Mach. Co.	Irvine Appleton
586	do	do	The Carolina Paper Box Co.	W. D. Hemingway
587	do	do	Coca-Cola Bottling Co.*	S. C. Harper
588	do	do	Commercial Printing Co., Inc.	William T. Bradford
589	do	do	Concrete Products Co.*	A. P. Grizzard
590	do	do	Crystal Candy Co.	F. H. Fries
591	do	do	Crystal Ice Co., Inc.	A. L. Butner
592	do	do	Fogle Brothers Co.	H. A. Fogle
593	do	do	Forsyth Dairy Co.	Curtis Bynum
594	do	do	Gilmer's Bakery	R. J. Gearke
595	do	do	A. G. Gordon Co.	A. G. Gordon
596	do	do	Hanes Rubber Co.	A. S. Hanes
597	do	do	Hedgecock & Hine	Partnership
598	do	do	Job Printing Office*	
599	do	do	The Ideal Marble and Granite Co.	J. R. Hughes, Owner
600	do	do	Medearis Stamp and Printing Co.	Noble R. Medearis, Prop.
601	do	do	The Mengel Co.	A. D. Allen
602	do	do	George E. Nissen & Co.	
603	do	do	S. J. Nissen Co.	S. J. Nissen

*Same as last report.

Continued.

Secretary	Articles Manufactured	Incorporated or Commenced Business	Capital Stock	No.
Wm. B. Singleton	Ice	1913	\$ 4,200	557
C. W. Walton	Gas for railway car lighting	1889	500,000	558
Wm. B. Singleton	Ice	1903	84,000	559
	Job printing	1892		560
	Bottled Coca-Cola and soda water	1912		561
F. B. Dante	Peanuts, cleaned and shelled	1910	242,000	562
C. S. Carr	Cottonseed oil, meal, linters, hulls	1902	50,000	563
	Buggies and repairing			564
J. H. Koonce	Cotton ginned, rough and dressed lumber	1911	10,000	565
	Fertilizer mixers	1905	200,000	566
J. H. Koonce	Lumber, cotton ginned	1911	10,000	567
	Corn meal and corn feed	1912	5,000	568
	Soft drinks			569
E. Gorham	Cottonseed products, fertilizers, and ginning cotton	1904	100,000	570
	Furniture veneers, interior trim, etc.	1917		571
C. S. Carr	Complete fertilizers			572
C. A. Johnson	Gin cotton	1913	20,000	573
	Pepsi-Cola			574
Charles H. Griffith	Flour, meal, and feeds	1909	7,500	575
	Closet seats and children's vehicles	1924	80,000	576
	Job printing	1906		577
	Thin veneer lumber	1902		578
	Flour, meal, and feed	1902	4,000	579
E. N. Vaughn	Auto repairs	1916	69,200	580
W. C. Elliott	Commercial printing	1903	50,000	581
	Harness	1907	10,000	582
W. S. Phohl	Machine shop and foundry	1909	60,000	583
John W. Fitz	Seat covers, auto tops, curtains, painting	1918	83,320	584
	General foundry and machine work	1913	40,000	585
S. R. Heller	Paper boxes	1908	14,000	586
	Coca-Cola	1906		587
	Commercial printing		10,000	588
A. C. Hill	Concrete blocks	1921	100,000	589
E. T. Rawls	Candy	1921	200,000	590
J. Calvin Tuttle	Ice	1912	200,000	591
F. A. Fogle	Sash, doors, millwork in general, and manufactur- ing lumber	1905	200,000	592
Chas. E. Lamdreth	Ice-cream	1919		593
A. S. Cronheim	Baked goods	1913	30,000	594
S. W. Gordon	Loose-leaf binders, blank books, and devices	1914		595
	Tires	1917	2,000,000	596
	Common brick		4,000	597
	Job printing	1827		598
	Monuments, building material, marble and granite		9,000	599
	Job printing and rubber stamps	1913		600
V. H. Bryan	Boxes, miscellaneous wood products, auto wood parts	1899	10,000	601
	Farm wagons	1834		602
J. N. Nissen	Wagons			603

TABLE No. 1—

No.	County	Postoffice	Factory	President
604	Forsyth.....	Winston-Salem.....	Orinoco Supply Co.....	E. T. Mickey.....
605	do.....	do.....	The Perry Drug Co.*.....	N. E. Perry.....
606	do.....	do.....	Quality Bakery, Inc.....	F. H. Rawls.....
607	do.....	do.....	J. H. & R. E. Reynolds Cement Wks.*.....	J. H. Reynolds.....
608	do.....	do.....	Scoggin Printing Co., Inc.....	D. B. Scoggin.....
609	do.....	do.....	J. E. Shelton Box and Lumber Co.....	Watt Hutcherson.....
610	do.....	do.....	Sheppard Veneer Co.....	B. J. Sheppard.....
611	do.....	do.....	J. W. Shipley.....	
612	do.....	W.-Salem, R. 1.....	Sides Roller Mill*.....	Mrs. L. H. Sides.....
613	do.....	do.....	Smith-Phillips Lumber Co.....	R. S. Galloway.....
614	do.....	Winston-Salem.....	Southside Roller Mills*.....	S. S. Spade.....
615	do.....	do.....	J. C. Spach Wagon Works.....	Chas. L. Creech, Mgr.....
616	do.....	do.....	Steifel Mattress Co.....	
617	do.....	do.....	Stewart Printing House.....	J. C. Stewart, Owner.....
618	do.....	do.....	J. R. Thomas.....	
619	do.....	do.....	W. C. Tire*.....	
620	do.....	do.....	Townsend Buggy Co.....	
621	do.....	do.....	Union Republican Publishing Co.*.....	W. A. Goslen.....
622	do.....	do.....	J. A. Vance Co.....	Partnership.....
623	do.....	do.....	Virginia-Carolina Chemical Co.....	C. G. Wilson.....
624	do.....	do.....	Dr. Robert N. Walker.....	
625	do.....	do.....	J. A. Wall & Sons.....	
626	do.....	do.....	Winkless Bakery.....	R. C. Spangle, Prop.....
627	do.....	do.....	Winston Printing Co.....	A. G. Gordon.....
628	do.....	do.....	Winston Steam Laundry.....	W. S. Shepherd, Owr.....
629	do.....	do.....	Winston Vehicle Co.....	J. O. White.....
630	Franklin.....	Bunn.....	Bunn Ginning Co.....	Robert White.....
631	do.....	Franklinton.....	Franklinton Lumber Safety Co.....	W. W. Shearon.....
632	do.....	Louisburg.....	Clifton's Mill.....	M. S. Clifton.....
633	do.....	do.....	Colonial Pine Co., Inc.....	Thornton Jeffress.....
634	do.....	do.....	G. W. Ford & Son*.....	
635	do.....	do.....	Alex. Fuller.....	
636	do.....	do.....	C. B. Kearney.....	
637	do.....	do.....	Louisburg Bottling Works.....	
638	do.....	do.....	Louisburg Wagon Co.....	Geo. H. Cooper, Owner.....
639	do.....	Mapleville.....	C. P. Harris.....	
640	Gaston.....	Belmont.....	Belmont Roller Mill.....	T. O. Crowell, Owner.....
641	do.....	do.....	Montbell Ice and Fuel Co.....	R. G. Stowe.....
642	do.....	Cherryville.....	Beam Flour Mill*.....	G. F. Beam.....
643	do.....	do.....	Cherryville Roller Shop.....	G. T. Janett, Owner.....
644	do.....	do.....	Model Ginning Co.....	J. W. Kendrick.....
645	do.....	do.....	Styers Sash and Door Shop.....	W. J. T. Styers, Owr.....
646	do.....	Dallas.....	Piedmont Metal Roofing Co.....	J. W. Summey.....
647	do.....	Gastonia.....	Bertha Mineral Co.....	Edgar Palmer.....
648	do.....	do.....	Carolina Baking Co.....	H. O. Miller.....
649	do.....	do.....	City Lumber Co.....	R. M. Johnson.....
650	do.....	do.....	Coca-Cola Bottling Co.....	J. L. Snyder.....
651	do.....	do.....	Craig & Head.....	
652	do.....	do.....	Gastonia Ice and Coal Co.*.....	Frost Torrence.....
653	do.....	do.....	Gaston Iron Works.....	B. Frank Norris, Owner.....

*Same as last report.

Continued.

Secretary	Articles Manufactured	Incorporated or Commenced Business	Capital Stock	No.
H. B. Pulliam.....	Sash, doors, blinds.....	1909	\$ 91,100	604
H. G. Davis.....	Proprietary medicines and flavoring extracts.....	1911	23,300	605
O. M. Wilson.....	Bread, pies, and cakes.....	1922	22,300	606
.....	Hollow cement blocks.....	800	607
C. L. Glenn.....	Printing.....	1919	50,000	608
J. W. Hylton.....	Tobacco boxes and building materials.....	1911	50,000	609
K. Sheppard.....	Veneer.....	1905	15,000	610
.....	Harness.....	1886	611
.....	Flour, corn meal.....	27,200	612
J. T. Boyer.....	Building materials.....	1904	75,000	613
.....	Flour, meal, and feed.....	1914	52,000	614
.....	Farm wagons.....	1854	615
.....	Mattress and box springs.....	1916	7,000	616
.....	Blank books, pamphlets, office stationery.....	1881	617
.....	Ice.....	60,000	618
.....	Soda water.....	619
.....	Harness and leather goods.....	620
G. F. Rights.....	Newspaper and commercial job printing.....	1872	20,000	621
.....	Sawmill machinery.....	1884	622
S. D. Crenshaw.....	Commercial fertilizers, acid phosphate, and sul- phuric acid.....	1893	623
.....	Lenses.....	1918	10,000	624
.....	Monuments, tombstones.....	1904	8,000	625
.....	Bread, pies, cakes.....	1800	626
S. C. Gordon.....	Job printing, lithographing.....	1911	60,000	627
.....	Laundry.....	1898	628
Ira H. White.....	Bus bodies and truck bodies.....	1907	20,000	629
C. T. Cheves.....	Cotton ginned.....	1920	7,800	630
W. W. Shearon.....	Building material.....	1923	3,000	631
.....	Corn meal.....	632
V. W. Stewart.....	Lumber.....	1908	25,000	633
.....	Rough lumber.....	5,900	634
.....	Lumber.....	635
.....	Lumber.....	1917	636
.....	Soda water.....	1906	637
.....	Repair wagons and carts.....	1902	638
.....	Corn meal.....	639
.....	Flour, meal, and shipstuff.....	1911	8,000	640
J. Q. Hall.....	Ice.....	1920	47,000	641
.....	Flour, corn meal, and feed.....	1,150	642
.....	Covering rolls for cotton mills.....	1907	3,000	643
N. B. Kendrick.....	Cotton ginning.....	1899	18,700	644
.....	Doors, sash, and all building material.....	1902	15,000	645
P. D. Summey.....	Tin shingles.....	1914	6,300	646
A. B. Schultz.....	Barium ores.....	1923	647
R. W. Miller.....	Bread, cakes, and pies.....	1914	648
F. A. Whiteside.....	Shop work for houses.....	1920	33,100	649
George H. Marvin.....	Coca-Cola and soft drinks.....	1909	3,000	650
B. H. Craig.....	Harness.....	1906	900	651
Sparke Torrence.....	Ice.....	1,600	652
.....	Repairs and supplies.....	1898	653

TABLE No. 1—

No.	County	Postoffice	Factory	President
654	Gaston	Gastonia	Gastonia and Suburban Gas Co.	Walter Whitstone
655	do	do	T. A. Henry's Shop	T. A. Henry, Owner
656	do	do	Saunders Dry Cleaning Co.	F. E. Saunders, Owr.
657	do	do	The Southern Cotton Oil Co.*	C. G. Wilson
658	do	do	Spencer Lumber Co.	S. Elmer Spencer
659	do	Lincolnton, R. 6.	Beaver Dam Roller Mills*	
660	do	Mount Holly	Kendrick Brick and Tile Co.	J. W. Kendrick
661	do	do	Mo-Ho Brick Co.*	James T. Holland
662	Gates	Corapeake	Eure Mill Co.	R. E. Morgan, Mgr.
663	do	Eure	Coach Shop and Garage	J. P. Hale, Owner
664	do	do	O. R. Spivey Sawmill	Owner
665	do	do	Story Brothers	
666	do	Gates	Pinland's Shop	W. H. Pinland
667	do	Gatesville	C. F. Lassiter's Shop*	C. L. Lassiter, Owr.
668	do	Hobbsville	Hobbs' Repair Works*	R. L. Hobbs, Owner
669	do	do	Hollowell's Shop	W. G. Hollowell, Owner
670	do	Sunbury	Cross & Co.	F. N. Cross, Owner
671	do	do	M. Hoffes Saw and Planing Mill*	M. Hoffes, Mgr.
672	Granville	Bullock	J. B. Campbell	
673	do	Creedmoor	Harris Motor Co.	F. E. Harris, Owr.
674	do	do	L. H. Longmire	
675	do	Dabney	T. L. Fishel	Owner
676	do	Franklinton, R. F. D.	Morris Mill	
677	do	do	H. M. Morrisette*	
678	do	North Side	W. B. Connelly	
679	do	Oxford	W. A. Adams Co.	Andrew Jamieson
680	do	do	Gooch's Machine Shop	
681	do	do	Gorman Wheel Co.	W. B. Ballow
682	do	do	J. P. Hunt Flue Factory	J. P. Hunt, Owner
683	do	do	Ice Products Co.	E. G. Moss
684	do	do	Jeffreys-Myers Mfg. Co.	R. M. Jeffreys
685	do	do	Oxford Body Co.	C. W. Bryan
686	do	do	Oxford Buggy Co.	B. F. Taylor
687	do	do	Oxford Mfg. Co.	Andrew Jamieson
688	do	do	C. D. Ray	
689	do	do	Taylor-Cannady Buggy Co.	N. H. Cannady
690	do	do	White Roller Mill*	J. F. White
691	do	Stem	Custom Corn Mill	C. G. Nelms, Owner
692	do	Stovall	J. B. Davis	
693	do	do	C. L. Emory	Owner
694	do	Youngsville	B. L. Bragg*	
695	Greene	Mauzy	C. L. Handy & Co.	
696	Guilford	Brown Summit	Brown Broom Co.	J. A. McRae
697	do	Climax	J. C. Reynolds & Co.	J. C. Reynolds
698	do	Gibsonville	Gibsonville Milling Co.*	J. L. Kernodle
699	do	do	O. W. Mann Lumber Co.	D. M. Davidson
700	do	do	Reedy Fork Roller Mills	W. L. Huffine, Owr.
701	do	Greensboro	Aeme Mill Works	H. H. Clymer, Owr.
702	do	do	E. E. Bain & Son	
703	do	do	Ballance & Co.	H. E. Ballance, Owr.

*Same as last report.

Continued.

Secretary	Articles Manufactured	Incorporated or Commenced Business	Capital Stock	No.
Ferdinand H. Grarer.....	Gas.....	1913	\$ 100,000	654
-----	Sash, doors, windows, millwork.....	1912	25,000	655
-----	Cleaning and dyeing.....	1921	-----	656
T. S. Palmer.....	Cotton products.....	1887	-----	657
Fred A. Cathey.....	General millwork.....	1919	80,000	658
Reid D. Korne, Mgr.....	Flour, meal, chicken feed.....	-----	-----	659
N. B. Kendrick.....	Common brick.....	1915	8,000	660
Geo. D. Jenkins.....	Brick.....	1916	8,000	661
-----	Lumber, cotton ginned, fertilizer dealers.....	1914	5,000	662
-----	Carts, wagons, and general repairs.....	1898	1,000	663
-----	Boards.....	-----	-----	664
-----	Lumber and meal.....	-----	-----	665
-----	Wagons and carts.....	1892	280	666
-----	Carts, wheels, and wagons.....	1910	1,000	667
-----	Carts and wheels.....	1905	-----	668
-----	Carts and wheels.....	1913	450	669
-----	Gin cotton, saw lumber.....	-----	-----	670
-----	Lumber and meal.....	1912	3,000	671
-----	Lumber.....	-----	-----	672
-----	Auto repairs.....	-----	-----	673
-----	Tobacco flues.....	1893	250	674
-----	Brick and lumber.....	1916	-----	675
J. S. Morris.....	Flour and meal.....	1923	-----	676
-----	Rough lumber.....	-----	-----	677
-----	Lumber.....	-----	-----	678
C. M. Dozier.....	Redried leaf tobacco.....	1910	140,000	679
-----	Warehouse trucks, garage, and auto repairing.....	1910	-----	680
C. S. Gorman.....	Vehicle wheels.....	1914	40,000	681
-----	Tobacco flues.....	-----	-----	682
L. B. Fleming.....	Ice.....	1919	10,100	683
J. H. L. Myers.....	Lumber and box shooks.....	1916	66,000	684
Charles O. Mainor.....	Truck bodies.....	1917	20,000	685
I. N. Howard.....	Buggies, surreys, etc.....	1906	78,700	686
W. H. Hunt.....	Printing and stamping on metal, wood, and paper.....	1924	50,000	687
-----	Roofers.....	1914	100,000	688
J. W. Cannady.....	Buggies, upholstering autos.....	1900	60,000	689
J. L. Fuller.....	Flour, meal, and feedstuff.....	1916	-----	690
-----	Corn meal.....	1924	-----	691
-----	Lumber.....	-----	-----	692
-----	Lumber.....	-----	-----	693
-----	Rough lumber.....	-----	-----	694
-----	Lumber and gin cotton.....	-----	-----	695
P. E. Taylor.....	Brooms.....	1921	3,000	696
-----	Flour, meal, feed.....	-----	5,500	697
L. D. Ripping.....	Electric power.....	1916	2,000	698
Paul M. Jordan.....	General millwork.....	1922	14,000	699
-----	Flour and meal.....	-----	-----	700
-----	Repairs.....	1896	-----	701
-----	Building material.....	-----	-----	702
-----	Candy.....	1907	-----	703

TABLE No. 1—

No.	County	Postoffice	Factory	President
704	Guilford	Greensboro	Blue Bell Overall Co.	C. C. Hudson
705	do	do	George C. Brown & Co.	L. E. Brown
706	do	do	Carolina Baking Co.	H. O. Miller
707	do	do	Carolina Steel and Iron Co.	W. C. Boren
708	do	do	C. B. Clegg	L. L. & W. K. Clegg, Owners
709	do	do	Clegg's Steam Bakery	A. R. Lewis
710	do	do	Cook-Lewis Foundry Co.	J. H. Cunningham
711	do	do	Cunningham Brick Co.	J. B. Harrison, Owr.
712	do	do	Coca-Cola Bottling Co.	C. D. Cunningham
713	do	do	Cunningham Springless Shade Co.	Mrs. Lee Davis
714	do	do	Lee Davis & Sons	Thos. O. Ayers
715	do	do	Dicks' Laundry Co.	T. A. Anderson
716	do	do	W. H. Fisher Co.	E. R. Ford, Mgr.
717	do	do	Ford Body Co.	G. S. Gaulden
718	do	do	G. S. Gaulden	T. A. Glascock
719	do	do	Glascok Stove and Mfg. Co.	O. D. Park, Mgr.
720	do	do	Golden Rule Press	H. W. Sinclair, Prop.
721	do	do	Greensboro Printing Co.	W. A. Watson
722	do	do	Greensboro Roller Mills*	C. A. Groome, Owr.
723	do	Greensboro, R. 3.	Groome Broom Co.	R. W. Hadley
724	do	Greensboro	Guilford Chero-Cola Bottling Co.	C. M. Taylor
725	do	do	Hadley-Taylor Co.*	C. G. Harrison
726	do	do	Harrison Printing Co.	William B. Hill
727	do	do	Hill Flour Mills, Inc.	T. A. Kernodle
728	do	do	King-Cola Bottling Co.	Partnership
729	do	do	John W. Knight & Son	J. H. Neese, Owner.
730	do	do	J. H. Neese Marble Yard	Geo. F. Newman
731	do	do	Newman Machine Co.	A. S. Cate
732	do	do	North State Milling Co.	Oettinger Lumber Co.
733	do	do	Oettinger Lumber Co.	O'Henry Bedding Co., Inc.
734	do	do	O'Henry Bedding Co., Inc.	H. Z. Smith
735	do	do	Pennsylvania Lumber Co.	H. B. Caldwell
736	do	do	Piedmont Ice and Coal Co.	C. G. Perkins
737	do	do	Pintsch Compressing Co.	J. A. Dixon
738	do	do	J. R. Pitts	Proprietor
739	do	do	Proximity Print Works	V. O. Roberson, Part.
740	do	do	Roberson-Strader Co.*	E. A. Cole
741	do	do	Charles D. Roberts Co.	W. M. Roach
742	do	do	Rowe & Roach Co.	G. D. Sergeant
743	do	do	Sergeant Mfg. Co.	J. H. Bason
744	do	do	Southside Steam Laundry	Jos. J. Stone
745	do	do	Jos. J. Stone & Co.	Swift & Co. Fertilizer Works
746	do	do	Swift & Co. Fertilizer Works	Vick Chemical Co.
747	do	do	Vick Chemical Co.	H. S. Richardson
748	do	do	W. J. Westbrook Elevator Co.	W. J. Westbrook
749	do	do	E. A. Woodell	Owner
750	do	do	Wysong & Miles Co.	J. A. Kleemeier
751	do	Guilford College	Guilford College Milling Co.	Partnership
752	do	High Point	Barber-Hall Printing Co.	R. F. Williams
753	do	do	Carolina Casket Co.	Col. Wescott
754	do	do	Carolina and Yadkin River Ry. Co.*	Robinson

*Same as last report.

Continued.

Secretary	Articles Manufactured	Incorporated or Commenced Business	Capital Stock	No.
Pearl Bowman	Overalls.....	1912	\$ 375,000	704
N. B. Weiss.....	Cedar lumber.....	1910	1,200,000	705
.....	Bread, rolls, cakes, pies.....	1919	40,000	706
J. W. McLennon.....	Structural steel.....	1919	193,000	707
.....	Crushed stone.....	1912	708
.....	Bread, cakes, etc.....	1894	3,000	709
C. H. Lewis.....	Iron, brass, bronze, and aluminum castings.....	1905	21,700	710
J. H. Cunningham.....	Brick.....	1909	15,300	711
.....	Carbonated beverages.....	1902	712
J. H. Cunningham.....	Window shades.....	1917	50,000	713
.....	Tomatoes.....	1914	714
Gray W. Foushee.....	1909	74,000	715
W. H. Fisher.....	General job printing.....	6,500	716
.....	Truck and bus bodies.....	1917	3,000	717
.....	Harness and repairs.....	1894	800	718
.....	Stoves and foundry products.....	1906	15,000	719
.....	Printing.....	720
.....	721
.....	Flour, meal, and feed.....	1893	722
.....	Brooms.....	1885	723
T. A. Kernodle.....	Soft drinks.....	1919	14,060	724
R. N. Hadley.....	Drugs.....	1922	50,000	725
C. A. Pierce.....	Book and job printing.....	1904	12,300	726
Roland G. Hill.....	Flour, meal, and feed.....	1923	120,000	727
R. N. Hadley.....	Soft drinks.....	1919	14,060	728
.....	Monuments and headstones.....	1905	4,000	729
.....	Monuments.....	1890	15,000	730
S. D. Scott.....	Woodworking machinery.....	1906	40,000	731
W. B. Atwater.....	Flour, meal, feeds, jobbers of feed and grain.....	1912	30,200	732
.....	Millwork.....	1917	733
H. G. McGinn.....	Mattresses.....	1922	5,400	734
A. V. Caldwell.....	Lumber.....	1913	10,000	735
W. B. Ross.....	Ice.....	1915	25,000	736
C. W. Walton.....	Gas for railway car lighting.....	1889	500,000	737
.....	Sash, doors, flooring, ceiling.....	1898	30,000	738
.....	Indigo discharged fabrics, khakis, printed ticking.....	1913	739
.....	Box shooks.....	1915	60,000	740
Charles D. Roberts.....	Shuttle-blocks.....	1916	10,000	741
A. C. Cobb.....	Building stone and monuments.....	1905	11,320	742
V. C. Sergeant.....	Sawmills.....	1869	20,000	743
Thomas Bason.....	Laundry.....	1915	744
S. T. Wyrick.....	Commercial printing.....	1905	30,600	745
.....	Acid phosphate and fertilizer.....	1917	746
W. Y. Preyer.....	Vick's Vaporub.....	1923	750,000	747
.....	Motor and hand-driven elevators.....	1919	12,000	748
.....	Letterheads, envelopes, billheads, circulars.....	749
J. R. Brown.....	Woodworking machinery.....	1903	200,000	750
E. C. Mackie, Mgr.....	Flour, meal, and feed.....	1915	4,000	751
.....	Commercial printing.....	1915	6,000	752
E. L. Aumon.....	Caskets.....	1902	20,000	753
L. H. Hale, Receiver.....	Common carriers.....	1903	1,840,000	754

TABLE No. 1—

No.	County	Postoffice	Factory	President
755	Guilford	High Point	Cecil Mfg. Co.	
756	do.	do.	Consolidated Veneer and Panel Co.	R. R. Ragan
757	do.	do.	Dillon-Vitt Underwear Co.	W. P. Dillon
758	do.	do.	Ferd. Ecker	
759	do.	do.	Glenola Brick Co.	A. E. Tate, Mgr.
760	do.	do.	Hayworth Roll and Panel Co.	C. E. Hayworth
761	do.	do.	High Point Baking Co.	E. H. Stewart, Owr.
762	do.	do.	High Point Buggy Co.	J. Elwood Cox
763	do.	do.	High Point Glass and Decorative Co.	Charles Hoertel
764	do.	do.	High Point Machine Works	W. W. Smith
765	do.	do.	High Point Milling Co.	W. C. Jones
766	do.	do.	High Point Pad and Excelsior Co.	J. W. Clinard
767	do.	do.	High Point Steam Laundry*	J. P. Crowder
768	do.	do.	High Point Underwear Co.	R. B. Terry
769	do.	do.	Hill Veneer Co.	C. M. Hauser
770	do.	do.	Kurans Bedding Co.*	R. F. Kurans
771	do.	do.	McKinney Knob Works	F. N. McKinney, Mgr.
772	do.	do.	Moffitt Underwear Co.	H. A. Moffitt
773	do.	do.	Pittsburg Plate-glass Co. of Mich.	Charles W. Brown
774	do.	do.	Reidsville Paper Box Co.	W. F. Foy
775	do.	do.	Revolution Veneer and Panel Co.	W. L. Stamey
776	do.	do.	The Snow Lumber Co.	R. F. Dalton
777	do.	do.	Stamey Printing House	W. L. Stamey
778	do.	do.	Wilson Motor Co.	
779	do.	Jamestown	Jamestown Roller Mill	H. A. Barnes, Prop.
780	do.	Julian	Julian Milling Co.	L. V. Garrett
781	do.	do.	P. P. Shoe Sawmill	P. P. Shoe, Owner
782	do.	Pleasant Garden	Buffalo Broom Works*	N. L. Horner
783	do.	do.	Carolina Warehouse, Inc.	S. E. Coltrane
784	do.	Pomona	Pomona Terra-Cotta Co.*	W. C. Boren
785	do.	Stokesdale	S. B. Moore	
786	do.	Summerfield	Dixie Roller Mills*	John P. Ogburn
787	do.	do.	W. D. Lane Sawmill*	
788	do.	do.	Stafford Brothers	W. J. Stafford, Mgr.
789	Halifax	Airlee	Thorne's Mill	S. T. Thorne, Jr., Owner
790	do.	Enfield	The Columbian Peanut Co.	J. P. Woodley
791	do.	do.	W. W. Hardy	
792	do.	Hobgood	D. W. Downs	Owner
793	do.	Littleton	B. W. Bowser Sawmill	Owner
794	do.	do.	Nelson Vertical Paper Cutter Co.	M. Nelson, Owner
795	do.	do.	Schlichter Lumber Co.	A. B. Schlichter
796	do.	do.	E. E. Wollett & Son	J. R. Wollett, Mgr.
797	do.	Roanoke Rapids	Halifax Builders Supply Co.*	S. F. Patterson
798	do.	Scotland Neck	Cotton Oil and Ginning Co.	N. B. Josey
799	do.	do.	W. L. House Brick Co.	W. L. House, Owner
800	do.	do.	Scotland Neck Planing Mills	
801	do.	Weldon	K. C. Clark	
802	do.	do.	Dixon Lumber and Millwork Co.	S. M. Dixon
803	do.	do.	Harrell's Printing House	Geo. A. Harrell
804	do.	do.	W. T. Parker	

*Same as last report.

Continued.

Secretary	Articles Manufactured	Incorporated or Commenced Business	Capital Stock	No.
.....	Chairs, tobacco baskets, and hogshead material.....	1920	\$ 1,500	755
W. G. Munyan.....	Veneers and built-up wood.....	1916	15,000	756
P. M. Dillon.....	Athletic underwear.....	25,000	757
.....	Mirrors.....	1904	758
.....	Brick.....	759
.....	Built-up stock veneers.....	1904	50,000	760
.....	Bread, rolls, and pies.....	1923	12,000	761
A. M. Briggs, Treas.....	Buggies.....	1881	25,000	762
A. W. Klemme.....	Art leaded stained glass memorial windows.....	1912	10,000	763
W. L. Smith.....	Jobbing.....	1917	30,500	764
A. B. Horney.....	Flour and meal.....	1901	13,500	765
H. E. Montsinger.....	Excelsior and excelsior packing pads.....	1922	10,000	766
M. J. Crowder.....	Laundry.....	1914	50,000	767
C. D. Smith.....	Men's underwear.....	1918	125,000	768
J. C. Hill.....	Veneer and panels.....	1905	118,000	769
.....	Mattresses, pillows, etc.....	1912	770
.....	Wood knobs.....	1917	4,000	771
H. A. Moffitt.....	Athletic pajama checks.....	1918	50,000	772
A. G. Gillespie.....	Mirrors, plate-glass, and paint.....	1904	100,000	773
W. G. Foy.....	Set-up paper boxes.....	1908	70,700	774
Charles W. Perry.....	Plywood tops, fronts, panels.....	1923	55,000	775
Arthur Lyon.....	Sash, doors, and millwork.....	1889	400,000	776
Paul A. Stamey.....	Printing and newspaper.....	1907	2,500	777
.....	Auto repairs.....	778
.....	Flour, meal, and feed.....	779
T. B. Reynolds.....	Flour, meal, and feed.....	1895	5,300	780
.....	Rough lumber, finished flooring and ceiling.....	1914	781
J. H. Hearne.....	Brooms.....	1919	9,000	782
A. J. Hughes.....	Broom handles, chair stock, shade rollers, flour, meal.....	55,000	783
W. C. Boren, Jr.....	Sewer pipe, culvert pipe, drain tile, and flue.....	1917	784
.....	Lumber.....	1916	10,000	785
.....	1890	786
.....	Flour and meal.....	1890	787
.....	Corn meal and feed, etc.....	788
.....	Custom grinding.....	789
F. B. Dante.....	Peanuts, cleaned and shelled.....	1911	242,000	790
.....	Rough lumber and gin cotton.....	1919	791
.....	Rough and dressed lumber.....	1919	25,000	792
.....	Lumber.....	1917	793
.....	Vertical ball-bearing paper cutters and twine-holders.....	1922	794
A. B. Schlichter, Jr.....	Dressed lumber.....	1924	100,000	795
.....	Lumber.....	1911	796
C. N. Wheeler.....	Building material.....	1917	26,800	797
W. E. Smith.....	Vegetable oils and by-products.....	1905	28,000	798
.....	Common brick.....	1919	2,000	799
J. P. Futrell.....	Lumber.....	1916	800
.....	General blacksmith work.....	801
N. M. Shearin.....	Millwork and dressed lumber.....	1912	100,000	802
H. B. Harrell, Sr.....	Job printing.....	1894	3,000	803
.....	Lumber.....	1915	4,000	804

TABLE No. 1—

No.	County	Postoffice	Factory	President
805	Halifax	Weldon	Weldon Coca-Cola Bottling Works	G. H. Hutaff
806	do	do	Weldon Ginning Co.	L. T. Garner
807	do	do	Weldon Ice Co.	J. W. Hines
808	do	do	Weldon Printing Co.	A. L. Cochran
809	Harnett	Angier	Williams' Gin and Sawmill	J. A. Williams, Mgr.
810	do	Broadway	Harrington & Harrington*	
811	do	do	Paradise Lumber Co.*	N. A. McNeill
812	do	Casma	Newport Mfg. Co.	A. V. Caldwell
813	do	Duke, R. 1	J. C. Byrd	
814	do	do	Wilson H. Lucas	
815	do	Dunn	W. T. Avery	
816	do	do	Barnes Oil Mills*	J. D. Barnes
817	do	do	Dunn Ice and Fuel Co.	G. T. Noel, Prop.
818	do	do	Dunn Marble Works	J. E. Hobbs
819	do	do	General Utility Co.	G. M. Tilghman
820	do	do	The John A. McKay Mfg. Co.	John A. McKay
821	do	do	Pepsi-Cola Bottling Co.	H. S. Freeman, Mgr.
822	do	do	Pope & Tart	
823	do	do	Southern Marble Works	P. S. Cooper
824	do	do	Stuart Turlington	
825	do	Olivia	H. C. Cameron	Owner
826	Haywood	Balsam	W. A. Smathers Sawmill*	
827	do	Canton	The Champion Fiber Co.	R. B. Robertson
828	do	Clyde	Clyde Roller Mills	J. L. Morgan, Prop.
829	do	do	Haywood Milling Co.*	K. L. Burnett
830	do	Crabtree	Crabtree Roller Mills*	N. P. Walker
831	do	Hazelwood	England, Walton & Co.	Spencer K. Mulford
832	do	Sunburst	J. P. Inman*	
833	do	do	Suncrest Lumber Co.	A. J. Stevens
834	do	Waynesville	Galloway Lumber Co.	M. O. Galloway
835	do	do	Hyatt & Co.	Partnership
836	do	do	C. W. Miller	
837	do	do	Waynesville Ice and Cold Stor. Co.	L. M. Killian, Mgr.
838	Henderson	Brickton	D. S. Hilderbran	
839	do	Flat Rock	Henderson County Flour Mill	Allen Wood
840	do	Fletcher	Fletcher Brick Works	J. P. Fletcher
841	do	do	Huntley's Sawmill	F. C. Huntley
842	do	do	H. McKenzie Brick Works	H. McKenzie, Owner
843	do	Hendersonville	J. V. Heisel	
844	do	do	Hendersonville Lumber Co.*	J. H. Todd
845	do	do	Valentine & Co.	John T. Wilkins, Mgr.
846	Hertford	Ahoskie	Ahoskie Ice Cream Co.	Z. V. Bellamy, Prop.
847	do	do	Branning Mfg. Co.	A. T. Baker
848	do	do	The Columbian Peanut Co.	J. P. Woodley
849	do	do	C. Greene	
850	do	do	Rountree & Co.	J. O. Rountree
851	do	Cofield	Cofield Mfg. Co.	B. G. Williams
852	do	Harrellsville	H. H. Taylor	
853	do	Murfreesboro	White & Britton	Partnership
854	do	Winton	Winton Cooperage Co.*	E. O. Hines
855	do	do	Winton Mfg. Co.	

*Same as last report.

Continued.

Secretary	Articles Manufactured	Incorporated or Commenced Business	Capital Stock	No.
W. J. Hutaff.....	Soft drinks.....	1909	\$ 2,000	805
D. R. Anderson.....	Cotton ginning.....	1917	5,500	806
C. E. Carter.....	Ice.....	1917	35,000	807
.....	Book and job printing.....	1909	1,000	808
.....	Lumber and gin cotton.....	1921	809
.....	Lumber.....	2,500	810
D. W. Buie.....	Lumber.....	811
H. B. Caldwell.....	Forest products, retail lumber and millwork.....	1916	25,000	812
.....	Lumber.....	1908	813
.....	Lumber.....	1908	814
.....	Lumber.....	815
.....	Cottonseed oil, meal, hulls, linters, and fertilizers.....	1922	40,000	816
.....	Ice.....	817
E. C. Edgerton.....	Monuments.....	1907	9,200	818
Marvin Wade.....	Ginning.....	1918	30,000	819
George P. McKay.....	Machinery, farm implements.....	1889	100,000	820
.....	Carbonated beverages.....	5,000	821
J. Perley Cooper.....	Monuments.....	1916	2,500	822
J. P. Cooper.....	Monuments.....	1916	5,000	823
.....	Gin cotton.....	824
.....	Lumber.....	1915	825
.....	Lumber.....	826
Charles S. Bryant.....	Pulp, paper, tannic extract, bleach, caustic, and by-products.....	1906	3,000,000	827
.....	Flour, meal, bran, shorts.....	1894	2,000	828
.....	Flour and corn meal.....	1920	829
.....	Flour and meal.....	1898	2,000	830
Curtis K. Mullin.....	Sole leather.....	1918	3,500,000	831
.....	Grist milling.....	2,270	832
R. G. Rogers.....	Lumber and by-products.....	1918	833
.....	Hardwood lumber.....	1919	20,000	834
.....	Doors, sash, building material.....	1910	15,000	835
.....	Saddles and harness.....	1875	1,506	836
.....	Ice and cold storage.....	1906	837
.....	Common red brick.....	1902	838
.....	Meal, flour, and feed.....	1923	839
Methie F. Fletcher.....	Building brick.....	1920	50,000	840
.....	Gutters, skylights, and general job work.....	4,000	841
.....	Common red brick.....	1923	842
.....	Gutters, skylights, etc.....	1911	843
W. A. Bennett.....	Shop work.....	844
.....	Crushed stone and sand.....	845
.....	Ice-cream.....	1921	846
Mrs. Elizabeth Baker.....	Lumber.....	100,000	847
F. B. Dante.....	Peanuts, cleaned and shelled.....	1917	242,000	848
.....	Lumber, general millwork.....	1924	10,000	849
J. C. Benthall.....	Lumber and ginning cotton.....	1907	3,000	850
H. L. Williams.....	Staves and lumber.....	1908	25,000	851
.....	Rough lumber.....	1909	852
.....	Repair shop.....	853
.....	Staves.....	1917	854
H. B. Vann.....	Cart wheels, general repairing.....	1906	500	855

TABLE No. 1—

No.	County	Postoffice	Factory	President
856	Hoke.....	Raeford.....	Hoke Oil and Fertilizer Co.....	J. C. Thomas.....
857	do.....	Vass.....	W. D. McCrancy's Sawmill.....	
858	Hyde.....	Swan Quarter.....	R. G. Bridgman.....	
859	do.....	do.....	Cutrell, Mason & Co.....	
860	do.....	do.....	Hyde County Land and Lumber Co.....	H. C. Warden.....
861	Iredell.....	Elmwood.....	R. L. Smith's Sawmill*	
862	do.....	Hamptonville.....	Merris Brothers*.....	J. Y. Merris, Mgr.....
863	do.....	Harmony.....	H. C. Hunter's Sawmill.....	
864	do.....	Loray.....	Bost-Cline Co.....	
865	do.....	Mooreville.....	Barger Brothers.....	
866	do.....	do.....	Carolina Iron Works, Inc.....	J. O. Johnston.....
867	do.....	do.....	Farmers Whse. and Oil Mills, Inc.....	C. H. Brown.....
868	do.....	do.....	W. N. Johnston Sons Co.....	H. M. Johnston.....
869	do.....	do.....	Mooreville Coöperative Creamery.....	J. A. Craven.....
870	do.....	do.....	Mooreville Flour Mills.....	
871	do.....	do.....	Mooreville Oil Mill.....	E. W. Brawley.....
872	do.....	New Hope.....	C. C. Richmond.....	
873	do.....	Statesville.....	Armfield Veneer Co.....	R. M. Rickert.....
874	do.....	do.....	Brady Printing Co.....	Jas. A. Brady, Mgr.....
875	do.....	do.....	Brown Bag Co.....	Jas. P. Flanigan.....
876	do.....	do.....	City Flour Mills.....	
877	do.....	do.....	Coca-Cola Bottling Co.....	F. L. Johnston.....
878	do.....	do.....	Conner & Eagle.....	Partnership.....
879	do.....	do.....	Gas Dept., City of Statesville.....	
880	do.....	do.....	Kennedy Veneer Co.....	P. D. Kennedy, Owr.....
881	do.....	do.....	N. B. Mills.....	
882	do.....	do.....	Morrison Mfg. Co.....	Eugene Morrison, Owner.....
883	do.....	do.....	D. A. Myers' Sawmill*.....	
884	do.....	do.....	L. K. Overcash Sash and Door Fac.....	L. K. Overcash, Owr.....
885	do.....	do.....	Piedmont Baking Co.....	R. L. Flanigan.....
886	do.....	do.....	Selby Ice Cream Co.....	N. E. Selby, Owner.....
887	do.....	do.....	Mrs. M. L. Sharpe*.....	
888	do.....	do.....	O. W. Slane Glass Co.....	
889	do.....	do.....	Sloan-White Milling Co.....	Partnership.....
890	do.....	do.....	Star Milling Co.....	D. A. Morrison.....
891	do.....	do.....	Statesville Baking Co.....	Latta Johnson, Prop.....
892	do.....	do.....	Statesville Brick Co.....	Partnership.....
893	do.....	do.....	Statesville Cotton Oil Co.....	R. L. Poston.....
894	do.....	do.....	Statesville Flour Mills Co.....	L. C. Wagner.....
895	do.....	do.....	Statesville Showcase Co.....	
896	do.....	do.....	Statesville Tin Co.....	
897	do.....	do.....	J. C. Steele & Sons.....	Partnership.....
898	do.....	do.....	Sterling Mills, Inc.....	B. H. Adams.....
899	do.....	do.....	C. H. Turner.....	Owner.....
900	do.....	Troutman.....	C. V. Collins.....	
901	do.....	do.....	J. A. Collins' Sawmill.....	
902	do.....	do.....	Troutman Shirt Mills.....	G. B. Pendleton.....
903	do.....	Turnersburg.....	Garden Valley Roller Mills†.....	J. A. Vaughan.....
904	Jackson.....	Culowhee.....	Culowhee Milling Co.*.....	T. A. Cox, Jr., V.-P.....
905	do.....	Dillsboro.....	Jarrett Lumber Co.....	R. F. Jarrett, Mgr.....

*Same as last report. †Custom mill.

Continued.

Secretary	Articles Manufactured	Incorporated or Commenced Business	Capital Stock	No.
J. B. Thomas	Cottonseed products	1913	\$ 40,000	856
	Rough lumber	1918		857
	Rough and dressed lumber	1912	2,500	858
G. M. Hansbrough	Rough lumber	1906	1,200	859
	Lumber	1916	500,000	860
	Lumber	1917		861
W. B. Bost	Rough lumber	1921	1,000	862
	Rough lumber	1902		863
	Rough lumber	1919	1,200	864
	Custom sawing			865
M. E. Johnston	Can sealing machines, cotton stalk cutters	1902	34,000	866
J. F. Brawley	Cottonseed oil, meal, and hulls	1915	30,300	867
W. R. Johnston	Ice	1916	33,000	868
J. A. Stewart	Butter	1914	6,785	869
W. M. Lentz	Flour, feed, and meal	1914	36,000	870
C. E. Harthorne	Cottonseed products	1915	22,200	871
	Flour, meal, and feed	1917		872
W. D. Turner	Commercial veneers	1919	15,000	873
	Printing	1884		874
Jesse M. Brown	Traveling bags, leather novelties	1922	8,300	875
	Flour, meal, and feed			876
	Bottled carbonated beverages	1916	20,000	877
	Finishing monuments		5,000	878
John L. Milholand	Gas for cooking purposes	1919	15,000	879
	Single ply veneer for furniture trade	1919		880
	Gin cotton			881
	Bank, office, and store fixtures	1924		882
	Lumber			883
	Sash, doors, and millwork	1881		884
A. J. Salley	Bread, cakes, pastry	1924	45,000	885
	Ice-cream	1922	5,000	886
	Flour, meal, and feed	1900		887
Fred T. Slane	Mirrors	1906	100,000	888
	Flour, meal, and feed	1908		889
S. O. Morrison	Flour, meal, and feed	1912	10,800	890
	Baked goods	1924	1,000	891
	Brick	1916	118,000	892
Isidore Wallace	Cottonseed products	1916	30,000	893
F. A. Sherrill	Flour and feed	1900	220,400	894
T. M. Crowell	Store, office, and bank fixtures	1891	8,000	895
	Tobacco flues, well buckets	1914		896
	Clay-working machinery	1889		897
J. L. Sloan	Flour and feed	1917	165,000	898
	Sawmills, sawmill equipment, Fordson tractors and equipment	1900		899
	Lumber			900
	Lumber			901
L. A. Brown	Shirts and overalls	1920	4,500	902
	Flour, meal, and feed	1891		903
Thomas A. Cox	Flour and meal	1916	9,600	904
	Lumber	1914		905

TABLE No. 1—

No.	County	Postoffice	Factory	President
906	Jackson	Dillsboro	J. J. Mason's Lumber Plant*	J. J. Mason, Owner.
907	do	do	Tuckaseegee Ice Co.	R. E. Jarrett
908	do	Everette	Champion Auto Co.	L. A. Clark, Mgr.
909	do	Speedwell	I. Ammons*	
910	do	Sylva	Calhoun Brothers*	J. S. Calhoun
911	do	Willets	E. B. Camp	
912	Johnston	Benson	J. Willis Creech	
913	do	do	Star Mfg. Co.*	R. F. Smith
914	do	Bentonville	Rose's Mill	A. M. Rose
915	do	Clayton	P. W. Barber	
916	do	do	John I. Barnes & Bro.	Partnership.
917	do	do	Clayton Motor Co.*	A. B. Hollowell
918	do	do	Horne-Morris Motor Co.	C. W. Horne
919	do	do	J. F. Price	Proprietor.
920	do	do	The Rand Milling Co.	
921	do	do	J. A. Vinson's Estate	W. P. Creech, Mgr.
922	do	Four Oaks	King's Corn Mill	J. A. King, Prop.
923	do	do	Sanders Handle Plant	D. H. Sanders, Owr.
924	do	Kenly	Boykin's Grist Mill	Mary A. Boykin
925	do	Pine Level	Pine Level Oil Mill Co.	D. B. Oliver
926	do	Selma	Navassa Guano Co.	E. T. Taylor
927	do	do	Selma Brick Co.	Geo. M. Norwood, Vice-President
928	do	do	Selma Lumber Co.	T. M. Benoy
929	do	do	Wood Grocery Co.*	S. P. Wood, Mgr.
930	do	Smithfield	Beaty & Lassiter Printing Co.	W. M. Gaskin, Bus. Mgr.
931	do	do	Creech Chemical Co.	L. A. Muns.
932	do	do	W. T. Holland Garage	W. T. Holland, Owr.
933	do	do	Hood Brothers*	S. C. Hood
934	do	Wilson Mills	Jasper Beasley Lumber Mill	
935	do	do	C. M. & W. G. Wilson	
936	Jones	Maysville	Maysville Gin Co.	
937	do	do	L. A. & D. T. Riggs*	C. M. Mattocks
938	do	Pink Hill	Craft's Grist Mill	David Craft, Prop.
939	do	Pollocksville	George H. Duval	
940	do	Trenton	Huffman Motor Co.	W. R. Huffman, Owr.
941	Lee	Cummock	Erskine-Ramsay Coal Co.	B. M. Rogers
942	do	do	Stedman's Lumber Mill*	
943	do	Jonesboro	A. S. Howard*	
944	do	do	Jonesboro Sash and Blind Co.	K. L. Gunter
945	do	Sanford	Carolina Coal Co.	J. R. McQueen
946	do	do	Cole Printing Co.	
947	do	do	Gunn Veneer and Lumber Co.	A. M. Gunn
948	do	do	King Mfg. Co.	Partnership.
949	do	do	Lee County Cotton Oil Co.*	J. R. Rives
950	do	do	The Moffitt Iron Works Co.	T. R. Moffitt
951	do	do	Sanford Sash and Blind Co.	O. P. Makepeace
952	do	do	Seaboard Flour Mills	J. T. Ledwell, Owner Manager
953	do	do	T. E. Steed	
954	Lenoir	Kinston	Carolina Brick Co.	Leo H. Harvey

*Same as last report.

Continued.

Secretary	Articles Manufactured	Incorporated or Commenced Business	Capital Stock	No.
	Dressed lumber.....	1894	\$.....	906
M. Y. Jarrett.....	Ice.....	1922	12,000	907
	Auto repairs.....			908
	Lumber.....		1,800	909
	Rough lumber.....			910
	Hardwood lumber.....			911
	Lumber and gin cotton.....			912
M. I. Smith.....	Lumber, building material.....	1917		913
	Rough lumber.....	1920	3,000	914
	Meal and lumber.....	1879		915
	Sash, doors, building material.....	1910		916
Hugh A. Page.....	Repairing autos.....	1919	15,000	917
W. F. Morris.....	Repairing and selling autos.....	1918	2,200	918
	Roofers and bills.....	1908		919
	Corn meal and flour.....		10,000	920
	Lumber.....			921
	Corn meal.....			922
	Rug poles and straight rod work.....	1920	5,000	923
	Meal.....	1921	600	924
D. B. Oliver.....	Cottonseed products and fertilizer dry mixing.....	1902	38,900	925
George Sloane.....	Commercial fertilizers, acid phosphate, and sul- phuric acid.....	1869	200,000	926
J. G. Vann.....	Brick.....	1920	30,000	927
C. S. Hicks.....	Dressed and rough lumber.....	1921	14,000	928
	Ice.....	1912		929
	Newspaper.....	1881	25,000	930
D. H. Creech.....	Proprietary medicine.....	1916	600	931
	Auto repairs.....	1910	1,500	932
	Salve.....			933
	Rough lumber.....	1918	2,500	934
	Lumber.....	1897		935
C. M. Mattocks.....	Lumber, ginning.....	1912	2,000	936
	Lumber, ginning cotton, corn meal.....	1912	2,000	937
	Meal and hominy.....			938
	Rough lumber, ginning cotton.....	1904		939
	Auto repairs.....			940
J. H. Kennedy.....	Mining coal.....	1922	100,000	941
T. J. Stedman.....	Lumber.....	1922		942
	Lumber.....	1916		943
J. U. Gunter.....	Millwork, sash, doors, and inside trim.....	1916	23,500	944
C. M. Reeves.....	Mining coal.....	1917	1,000,000	945
	Job printing.....	1885		946
O. M. Gunn.....	Drawer bottoms for furniture, and truck stock.....	1908	4,500	947
	Sheet metal workers.....			948
Paul J. Barringer.....	Cottonseed products, fertilizers.....	1900	58,000	949
E. G. Moffitt.....	Sawmills.....	1904	25,000	950
H. F. Makepeace.....	Millwork and lumber.....	1887	100,000	951
	Flour, feed, meal.....	1915	20,200	952
	Lumber.....			953
L. R. George.....	Building brick.....	1902	25,000	954

TABLE NO. 1—

No.	County	Postoffice	Factory	President
955	Lenoir.....	Kinston.....	Harrell's Repair Shop.....	R. F. Harrell.....
956	do.....	do.....	Heins Brothers Lumber Co.....	S. P. Heins.....
957	do.....	do.....	Herbert's Bakery.....	W. M. Herbert, Owr.....
958	do.....	do.....	H. H. Hodges & Co.*.....	H. H. Hodges.....
959	do.....	do.....	Jackson Mattress Co.....	J. L. and A. G. Jackson, Owners.....
960	do.....	do.....	Kinston Iron and Mantel Works.....	S. T. Pate, Owner.....
961	do.....	do.....	Kinston Laundry Co.....	C. A. Vick.....
962	do.....	do.....	Lenoir Oil and Ice Co.....	
963	do.....	do.....	Moseley Brick and Shingle Co.....	B. F. Churchill.....
964	do.....	do.....	Pepsi-Cola Bottling Works.....	H. H. McCoy, Prop.....
965	do.....	do.....	S. C. Sitterson.....	Proprietor.....
966	do.....	do.....	Spear Motor Co.....	E. W. Spear, Mgr.....
967	do.....	do.....	W. A. Tillman's Repair Shop.....	W. A. Tillman.....
968	do.....	do.....	E. R. Waller Co.*.....	E. P. Waller, Prop.....
969	do.....	LaGrange.....	Grasty Candy Co.....	L. M. Grasty, Owner.....
970	do.....	do.....	Hardy & Newsom.....	
971	do.....	do.....	Mrs. H. H. Sutton.....	
972	do.....	do.....	Wood Hardware Co.*.....	J. H. Sutton.....
973	Lincoln.....	Crouse.....	Crouse Roller Mills*.....	J. S. Carpenter.....
974	do.....	Lincolnton.....	Banner Roller Mill*.....	John Paul Lucas.....
975	do.....	do.....	Eureka Iron Works, Inc.....	J. E. Stubbs.....
976	do.....	do.....	Johnston Ice and Fuel Co.....	Jos. B. Johnston.....
977	do.....	do.....	Lincoln Marble Works.....	J. Thomas McLean, Jr., Prop.....
978	do.....	do.....	Lincoln Milling Co.*.....	R. F. Beal.....
979	do.....	do.....	Lincolnton Coca-Cola Bot. Co.....	Partnership.....
980	do.....	do.....	J. F. Logan*.....	
981	do.....	Reepsville.....	Howards Creek Mill Co.*.....	T. M. Hoover.....
982	do.....	Vale.....	J. M. Beam & Bro.....	M. S. Beam.....
983	do.....	Vale, R. I.....	Cascade Roller Mills.....	C. C. Dalton, Owner.....
984	McDowell.....	Ashford.....	Frank A. Keefe.....	
985	do.....	Marion.....	Beaman Lumber Co.....	Partnership.....
986	do.....	do.....	Builders Supply Co.....	
987	do.....	do.....	McDowell Publishing Co.....	S. E. Whitten, Owner.....
988	do.....	do.....	Marion Leather Co.....	J. L. Morgen.....
989	do.....	Old Fort.....	Crooked Creek Lumber Co.....	J. A. Walker, Prop.....
990	do.....	Old Fort, R. I.....	Pritchard's Sawmill.....	
991	Macon.....	Franklin.....	Coca-Cola Bottling Co.....	G. T. Stile, Mgr.....
992	do.....	do.....	S. J. Kinsland*.....	
993	Madison.....	Belva.....	Gohagan Lumber Co.*.....	Wade Gohagan.....
994	do.....	Big Laurel.....	R. D. Roberts.....	
995	do.....	Marshall.....	R. A. Edwards' Sawmill.....	
996	do.....	do.....	Halewood Mill Co.....	T. A. Silver, Mgr.....
997	do.....	Paint Rock.....	G. C. Myers.....	
998	do.....	Revere.....	Roberts & Ramsey.....	
999	do.....	Stackhouse.....	Broad River Lumber Co.*.....	N. L. Hutchinson.....
1000	Martin.....	Everette.....	Stroud, Bailey & Barnhill.....	
1001	do.....	Robersonville, R. 3.....	Croom Machine Shop.....	J. L. Croom, Mgr.....
1002	do.....	Robersonville.....	Rogerson Brothers.....	H. A. Rogerson, Mgr.....

*Same as last report.

Continued.

Secretary	Articles Manufactured	Incorporated or Commenced Business	Capital Stock	No.
H. C. Heins	General repairing	1920	\$	955
	Lumber	1896	200,000	956
	Cakes, pies, and bread	1902		957
	Auto repairing		9,500	958
M. G. Vick C. W. Sanders	Mattresses, cushions, pillows, etc.	1913	500	959
	Building material, foundry and machine shop, millwork	1911	20,000	960
	Laundry work	1907		961
	Cottonseed products and ice	1900	155,000	962
	Brick	1902	3,000	963
	Bottled sodas	1906		964
				965
	Auto repairing and Ford dealers	1913		966
	Wagons, carts, tobacco trucks, truck bodies	1908		967
	Cornices, tobacco flues, roofing	1916		968
Harry Page M. F. Arrowood	Candy	1924	3,800	969
	Little Giant bean harvesters and tobacco trucks, flues and grape arbors	1918	66,197	970
	Corn meal	1904	2,000	971
	Tobacco flues	1908		972
	Flour, meal, and bran	1899	5,000	973
	Flour, meal, and feed	1909	23,000	974
	Gray iron castings	1919	20,100	975
	Ice	1915	35,000	976
				977
	B. J. Ramseur	Monuments		
Flour, meal, and feed			40,000	978
C. I. Mosteller	Carbonated beverages	1913	15,000	979
	Lumber and shingles	1914	1,000	980
J. M. Beam	Flour, meal, and feed	1898		981
	Lumber, sash, doors, mantels, moulding	1905	20,000	982
	Custom grinding, wheat, corn, and feed	1899		983
	Rough lumber		7,200	984
	Lumber re-manufactured			985
	Building supplies	1924		986
	Publishers and job printing			987
	Rough and finished leather	1904	4,000	988
	Lumber, bark, and acid wood	1924		989
	Rough lumber	1920		990
Leslie Gohagan	Coca-Cola and soda water	1912	1,000	991
	Corn meal		300	992
W. H. Baker, Jr.	Lumber	1922	2,500	993
	Lumber			994
	Lumber	1917	6,000	995
	Flour and meal	1910		996
	Lumber and cross-ties	1916		997
	Lumber	1916		998
W. H. Baker, Jr.	Lumber	1919	100,000	999
	Lumber and gin cotton			1000
	General repair work	1908		1001
	Auto repairs			1002

TABLE No. 1—

No.	County	Postoffice	Factory	President
1003	Martin	Williamston	Blount Mfg. Co.*	E. P. Cunningham
1004	do	do	Hadley & Rogerson Mill	
1005	do	do	Nassef Mfg. Co.	Farris Nassef
1006	Mecklenburg	Charlotte	A. M. E. Zion Publishing House	Dr. S. D. Watkins
1007	do	do	Barber Mfg. Co.	Thomas Burke
1008	do	do	Barnhardt Mfg. Co.	Dr. C. A. Misenheimer
1009	do	do	Bassett Lumber Co.	J. B. Bassett, Owner
1010	do	do	Bierman Engraving Co.	F. H. Bierman, Owr.
1011	do	do	Blue Ribbon Bakery	H. R. Drake, Owner
1012	do	do	Carolina Baking Co.	H. O. Miller
1013	do	do	Carolina Concrete Products and Construction Co.	A. R. Long
1014	do	do	Carolina Engraving Co.	W. R. Barham, Owr.
1015	do	do	Carolina Granite Works	T. A. Siddell
1016	do	do	Chapin-Sacks Corporation	
1017	do	do	Charlotte Bagging Co.	Col. A. L. Smith
1018	do	do	Charlotte Bread Co.	Partnership
1019	do	do	Charlotte Casket Co.	E. R. Cannon
1020	do	do	Charlotte Clothing Mfg. Co.	J. R. Pharr
1021	do	do	Charlotte Coca-Cola Bottling Co.	Mrs. J. L. Snyder
1022	do	do	Charlotte Cotton Compress Co.	H. L. Sanders
1023	do	do	Charlotte Duck Clothing Co.	W. H. Belk
1024	do	do	Charlotte Electric Repair Co.	W. A. Lawrence
1025	do	do	The Charlotte Laundry	Mrs. M. J. Rigler, Owner
1026	do	do	Charlotte Leather Belting Co.	G. G. Slaughter
1027	do	do	Charlotte Mfg. Co.	P. L. McMahon
1028	do	do	Charlotte Marble and Granite Wks.	R. E. Scoggins
1029	do	do	Charlotte Packing Co.	R. C. McManus
1030	do	do	Charlotte Pepsi-Cola Bottling Co.	H. B. Fowler
1031	do	do	Charlotte Pipe and Foundry Co.	W. F. Dowd
1032	do	do	Charlotte Tent and Awning Co.	R. P. Steffey, Owner
1033	do	do	Charlotte Wagon and Auto Co.	O. V. Hoke
1034	do	do	The Cole Mfg. Co.	E. M. Cole
1035	do	do	Dixie Spindle and Flyer Co.	A. M. Guillet
1036	do	do	Dooley Printing Co.	Geo. L. Dooley, Prop.
1037	do	do	Elba Mfg. Co.	T. J. Davis
1038	do	do	W. J. M. Finger	
1039	do	do	Ben J. Fong*	
1040	do	do	Ford Motor Co.	Edsel B. Ford
1041	do	do	J. Hackett Foundry Co.	J. Hackett
1042	do	do	W. L. Hand Medicine Co., Inc.	E. P. Gatling
1043	do	do	Hawley's Laboratories	F. O. Hawley
1044	do	do	Hornets' Nest Liniment Co.	M. M. Wallace
1045	do	do	The Hunneycutt Printing Co.	J. E. Hunneycutt
1046	do	do	Interstate Milling Co.	Charles P. Moody
1047	do	do	LaBelle Candy Co.	J. B. Michaels
1048	do	do	Lance Packing Co.	P. L. Lance
1049	do	do	Lawing's Mattress Factory	J. T. A. Lawing, Prop.

*Same as last report.

Continued.

Secretary	Articles Manufactured	Incorporated or Commenced Business	Capital Stock	No.
	General repair work.....		\$.....	1003
	N. C. pine.....			1004
Joseph Nassef.....	Pants and overalls.....	1921		1005
Dr. S. D. Watkins.....	Printing.....			1006
Frank Burke.....	Woven narrow fabrics.....	1924	25,000	1007
T. M. Barnhardt, Jr.....	Cotton batts and felts.....	1900		1008
	Lumber.....	1921	13,197	1009
	Photo-engraving and commercial art work.....	1915		1010
	Bakery products.....	1922		1011
	Bread and cake.....	1914	175,000	1012
W. C. Austin.....	Concrete pipe.....	1921	12,000	1013
	Photo-engraving, etchings, etc.....			1014
	Monuments.....	1920		1015
	Ice-cream.....	1917		1016
E. S. Hoggard.....	Bagging and ties.....	1912	16,000	1017
	Bread.....	1923	7,500	1018
E. R. Cannon, Jr.....	Caskets, coffins, robes, suits, dresses, linings, boxes.....	1899	100,000	1019
F. R. Cates.....	Men's and children's clothing.....	1897	193,700	1020
J. L. Snyder.....	Soft drinks.....	1920	3,000	1021
H. H. Orr.....	Compressing cotton.....	1919	40,000	1022
W. M. Rosborough.....	Clothing specialties.....	1904	30,000	1023
Charles E. Barker.....	Repairing electrical machinery.....	1913	54,400	1024
F. D. Lethco, Mgr.....	Laundry, dry cleaning, dyeing, etc.....	1890		1025
R. L. Holden.....	Leather belting and leather specialties.....	1909		1026
Fred W. Glover.....	Card clothing and reeds.....	1911	50,000	1027
Miss Lou Huntley.....	Monuments, mausoleums.....	1913		1028
	Meat packers.....	1921	100,000	1029
J. E. Caldwell.....	Bottling soft drinks.....	1904	5,000	1030
F. D. Stephens.....	Cast iron soil pipe and fittings.....	1901	102,000	1031
	Awnings.....	1913		1032
W. M. Parsley.....	Truck bodies, painting, and repair work.....	1913	50,000	1033
E. A. Cole.....	Farm implements.....	1900	92,000	1034
	Refitters and repairers, cotton mill machinery.....	1911	5,300	1035
	Printing.....	1890		1036
O. B. Robinson.....	Cottonseed oil, meal, hulls, and lumber.....	1904	335,600	1037
	Sash, doors, and cabinets.....	1885		1038
	Laundry work.....	1913		1039
	Ford cars, trucks, Fordson tractors, Lincoln cars.....			1040
J. L. Croker.....	Gray iron castings.....	1910	9,000	1041
W. L. Hand.....	Patent medicines, "Liv-o-lax" and "Elixir".....	1923	363,000	1042
E. M. Dean.....	Sizing compound.....	1915	25,000	1043
	Liniment.....			1044
R. H. Ray.....	Job printing.....	1918	3,500	1045
G. W. Graham, Jr.....	Wheat flour, corn meal, feed.....	1915	400,000	1046
C. B. Michaels.....	Candy and ice-cream.....	1921	15,000	1047
H. P. Swinson.....	Peanut products and candies.....	1916	50,000	1048
	Mattresses, pillows, pads, and box springs.....	1919	3,000	1049

TABLE No. 1—

No.	County	Postoffice	Factory	President
1050	Mecklenburg	Charlotte	Lewis-Rucker Lumber Co.	J. W. Lewis
1051	do	do	Liddell Company	J. L. Chambers
1052	do	do	J. N. McCausland & Co.	Partnership
1053	do	do	McClaren Rubber Co.	R. A. Peavey
1054	do	do	Mecklenburg Chero-Cola Bot. Co.	W. B. Taylor, Sr.
1055	do	do	Mecklenburg Dairy Co.	
1056	do	do	G. L. & Juper Miller	Partnership
1057	do	do	Model Steam Laundry Co.	P. M. Cave
1058	do	do	Moffatt Machinery Mfg. Co.	W. E. Moffatt
1059	do	do	John J. Morton	Proprietor
1060	do	North Charlotte	North State Creosoting Co.	M. M. Wallace
1061	do	Charlotte	Nu-Grape Bottling Co.	Jos. N. Gary, Owner
1062	do	do	Observer Printing House	B. R. Cates
1063	do	do	Office Supply and Equipment Co.	H. L. Hopkins
1064	do	do	Park Mfg. Co.	John P. Pharr
1065	do	do	Person Remedy Co.*	Mrs. R. M. Person
1066	do	do	Piedmont Candy Kitehen	
1067	do	do	Piedmont Canning Co.†	R. L. Reaves
1068	do	do	Piedmont Electro-Chemical Co.	E. R. Beecher
1069	do	do	Piedmont Marble Co.	Smith Wood
1070	do	do	Piedmont Printing Co.	R. L. Brackin, Prop.
1071	do	do	Pound & Moore Co.	R. M. Pound
1072	do	do	Queen City Brick Co.	R. H. Ramsey, Owr.
1073	do	do	Queen City Marble and Gran. Works	
1074	do	do	Queen City Printing Co.	Hugh A. Murrill, Jr.
1075	do	do	Sanitary Steam Laundry	F. D. Lethco
1076	do	do	Service Electric Co.*	J. H. Ross
1077	do	do	Shaw Tire Co.*	H. P. Shaw
1078	do	do	South Atlantic Waste Co.	A. M. Read
1079	do	do	Southerland-Helms Co.	Odell Southerland, Mgr.
1080	do	do	Southern Asbestos Mfg. Co.	C. E. Childs
1081	do	do	Southern Auto and Wagon Co.	I. M. Cook
1082	do	do	Southern Awning and Decor. Co.	J. Goldstein
1083	do	do	The Southern Cotton Oil Co.	C. G. Wilson
1084	do	do	Southern Engineering Co.	L. G. Berry
1085	do	do	Southern Ice Machine Co.	Z. W. Zimmerman
1086	do	do	Southern Printing Co.	J. J. Pierce, Owner
1087	do	do	Southern Spindle and Flyer Co.	Wm. H. Monty
1088	do	do	Standard Ice and Fuel Co.	John G. Bryee
1089	do	do	The Stopzit Co.	
1090	do	do	Swift & Co. Refinery	L. F. Swift
1091	do	do	C. Valaer Bottling Works	
1092	do	do	Virginia-Carolina Chemical Co.	C. G. Wilson
1093	do	do	H. M. Wade Mfg. Co.	H. M. Wade
1094	do	do	Washburn Printing Co.	David Clark
1095	do	do	J. H. Wearn & Co.	J. H. Wearn
1096	do	do	Webb Sausage Mill	
1097	do	do	Wentz Sign Co.	John R. Wentz, Prop.
1098	do	do	Western Newspaper Union	H. H. Fish
1099	do	do	Woodside Motor Co.	M. D. Woodside, Mgr.

*Same as last report. †Including Raeford Branch.

Continued.

Secretary	Articles Manufactured	Incorporated or Commenced Business	Capital Stock	No.
A. P. Rucker	Millwork and retail lumber yard	1920	\$ 79,000	1050
W. E. Chambers	Cotton gin machinery, engines, sawmills	1887	187,500	1051
	Sheet metal work	1884		1052
F. X. Farnson	Automobile facings and tubes	1919	1,001,632	1053
Arch B. Taylor	Bottled beverages	1919	65,000	1054
W. J. Orr	Milk products, ice-cream	1922	100,000	1055
	Cotton mill waste for bedding	1922		1056
C. B. Ross	Laundry	1901	10,000	1057
Jos. McLaughlin	Elevators and pumps	1905	38,600	1058
	Cut stone	1914		1059
B. C. Davidson, Treas.	Creosoted material	1921	71,000	1060
	Nu-Grape	1922	25,000	1061
F. R. Cates	Printing and binding, poster printers	1895	55,000	1062
C. J. Fletcher	Printing	1916	25,000	1063
J. C. Crowell	Freight elevators	1898	21,000	1064
R. M. Person	Medicine	1916	3,000	1065
	Candy			1066
W. M. Morrison	Fruits and vegetables canned	1923	50,000	1067
D. C. Carmichael	Phosphate acid products	1914	31,500	1068
W. M. Yandell	Monuments	1919	15,000	1069
	Printing	1916	17,500	1070
George H. Moore	Job printing	1908		1071
	Common brick	1903		1072
	Granite, limestone, and marble for buildings	1909		1073
A. M. Mallonee	Job printing	1895	50,000	1074
E. S. Bee	Laundry	1906	2,000	1075
	Electrical work	1922		1076
	Tire repairs	1914	10,000	1077
E. F. McGowan	Cotton waste dealers	1905	100,000	1078
	Wholesale and manufacturing optician	1924		1079
W. K. Medernach	Asbestos textiles	1919	390,700	1080
M. B. Oates	Commercial bodies and wagons	1920	25,000	1081
J. C. Goldstein	Awnings, tarpaulins, decorators, costumers	1921	3,000	1082
F. L. Palmer	Cottonseed products and fertilizers			1083
Miss E. G. McComb	Fabricated structural steel	1920	125,000	1084
E. L. Mason	Ice-making and water-cooling machinery	1921	50,000	1085
	Commercial printing			1086
W. H. Hutchins	Parts, cotton mill machinery	1906	115,000	1087
O. B. Robinson	Ice	1893	150,000	1088
R. H. Perry, Prop.	Stopzit Vagicones, Perfecto Vaginal Cones	1918		1089
L. A. Carton	Refining oil, lard substitute	1907		1090
	Carbonated beverages		10,000	1091
S. D. Crenshaw	Commercial fertilizers, acid phosphate, and sulphuric acid	1893		1092
E. J. Webb	Bank, store, and office fixtures	1923	175,000	1093
Paul Palmer	Commercial printing		10,000	1094
Robert S. Query	Sash, doors, general millwork	1910	120,000	1095
	Sausage			1096
	Signs			1097
C. F. Farnsworth	Newspaper service, wholesale paper	1883	10,000,000	1098
	Repair and sell automobiles	1912		1099

TABLE NO. 1—

No.	County	Postoffice	Factory	President
1100	Mecklenburg	Charlotte	Yarborough & Bellinger Co.	J. A. Yarborough
1101	do	do	J. Zagora Mfg. Co.	J. Zagora
1102	do	do	Zindel's Hygienic Bakery	J. W. Zindel, Prop.
1103	do	Davidson	Southern Cotton Oil Co.	C. G. Wilson
1104	Mitchell	Bakersville	Bakersville Roller Mills	Wm. Masters, Mgr.
1105	do	do	J. W. T. Quinn*	
1106	do	Eastatoc	C. C. Woody*	
1107	do	Hawk	J. S. Burleson	
1108	do	Penland	New Era Mica Co.	John V. Cox
1109	do	Spruce Pine	English Mica Co.	R. R. Dent
1110	do	Toecane	Jordan Mfg. Co.	Chas. H. Jordan
1111	do	do	Toecane Milling Co.	John C. McBee
1112	Montgomery	Biscoe	Biscoe Foundry and Machine Co.	C. E. Kellam, Owner
1113	do	do	Coca-Cola Bottling Co.	Geo. W. Scott, Owr.
1114	do	Blaine	Richard Russell	
1115	do	Candor	D. M. Lewis*	
1116	do	Ether	Ether Roller Mills	W. Farlan
1117	do	do	Gaston Eagles*	
1118	do	Mount Gilead	N. L. Byrd*	
1119	do	do	G. R. Poe*	
1120	do	do	Mount Gilead Cotton Oil Co.	L. P. Byrd
1121	do	do	Mount Gilead Roller Mill	M. F. Ingram
1122	do	do	Smith's Sawmill	J. T. Smith
1123	do	Richfield	N. G. Arey*	
1124	do	Star	Joe Davis	Joe Davis, Owner
1125	do	do	T. L. Maness	
1126	do	Troy	B. S. Howell*	
1127	do	do	The Montgomerian	A. C. Honeycutt, Prop.
1128	do	do	I. F. Russell	
1129	do	do	Smitherman Power Co.*	W. C. Smitherman
1130	do	do	Troy Cross-Arm Co.	W. G. Smitherman
1131	do	do	Troy Garment Mfg. Co.	J. Polakavetz
1132	do	do	Troy Milling Co.	T. B. Saunders
1133	do	Wadeville	Blue & Parnell*	
1134	Moore	Aberdeen	Aberdeen Crate and Box Co.	J. R. McQueen
1135	do	do	Coca-Cola Bottling Co.	
1136	do	Carthage	B. L. Brady*	
1137	do	do	Moore County News	J. B. Benton, Mgr.
1138	do	do	Pool & Cooper Lumber Co.*	I. C. Pool
1139	do	Hemp	Brower & Sons*	G. H. Brower
1140	do	do	R. Cole	
1141	do	Leaman	Reynolds' Mills	R. B. Reynolds
1142	do	Pinehurst	Pinehurst Lumber Yards	Leonard Tufts
1143	do	Southern Pines	Allen M. Roberts	
1144	do	West End	M. D. McCrummer	
1145	Nash	Bailey	George W. Johnson	
1146	do	Battleboro	Battleboro Oil Co.	H. B. Bryan
1147	do	Middlesex	Lamm's Mill	W. W. Lamm, Owr.
1148	do	do	The Middlesex Supply Co.	A. F. May
1149	do	Nashville	J. H. Bone*	
1150	do	do	The Graphic	M. W. Lincke, Prop.

*Same as last report.

Continued.

Secretary	Articles Manufactured	Incorporated or Commenced Business	Capital Stock	No.
J. J. Austin	Ice	1906	\$ 750,000	1100
A. Zagora	Automobile, cotton mill parts, jobbing	1920	10,000	1101
	Bakery products	1918		1102
F. L. Palmer	Cottonseed products and fertilizer			1103
	Flour, meal, and feed	1910	10,000	1104
	Harness and saddles	1907	5,000	1105
	Lumber		5,700	1106
	Lumber	1901		1107
Paul Willis	Mica	1922	10,000	1108
W. W. Smith	Water-ground mica	1908	125,000	1109
L. K. Jordan	Bobbins, etc., for cotton mills	1924	36,000	1110
W. F. Hughes	Flour and corn meal	1923	14,000	1111
	General foundry work			1112
	Carbonated beverages	1911		1113
	Lumber	1919	800	1114
	Lumber	1922		1115
Eli P. Freeman	Flour, meal, and feed	1915	7,280	1116
	Custom sawmill			1117
	Rough lumber	1916	1,250	1118
	Rough lumber	1904	2,500	1119
H. B. Ingram	Cotton-seed products	1910	100,000	1120
	Flour and corn meal	1918	200	1121
J. G. Smith	Pine lumber	1913	1,000	1122
	Dressed lumber		9,000	1123
	Rough lumber	1913	600	1124
	Common brick	1919	3,000	1125
	Yellow pine lumber	1918	1,000	1126
	Newspaper and job printing	1888		1127
	Lumber		900	1128
J. C. Hurly		1915	48,000	1129
J. C. Hurley	Lumber and cross-arms	1903	100,000	1130
	Pajamas, nightshirts, gowns, etc	1919	20,000	1131
C. J. Callicutt	Flour, meal, and feed	1914	12,000	1132
	Rough lumber and cross-ties	1921	3,500	1133
H. W. Doub	Crates and boxes	1919	39,500	1134
	Carbonated beverages	1913	20,000	1135
	Lumber	1918		1136
	Newspaper and job printing	1874	15,000	1137
	Pine and oak lumber	1921	2,500	1138
W. D. Brower	Rough lumber	1919	900	1139
	Rough pine and oak lumber	1916		1140
R. B. Reynolds	Flour and meal	1908	1,500	1141
I. C. Sledge	Lumber			1142
	Violins	1900		1143
	Shingles		2,500	1144
	Building lumber			1145
	Cotton ginned, and cottonseed products	1902	25,000	1146
	Corn meal, lumber	1890	1,000	1147
W. S. Williams	Flour, meal		125,000	1148
	Lumber and ginning cotton	1908	700	1149
	Newspaper and job printing	1895		1150

TABLE No. 1—

No.	County	Postoffice	Factory	President
1151	Nash.....	Red Oak.....	G. E. Beal*.....	
1152	do.....	Rocky Mount.....	Bishop Laundry Co.....	J. R. Bennett.....
1153	do.....	do.....	Builders Sash and Door Co.*.....	C. R. Preddy.....
1154	do.....	do.....	Coca-Cola Bottling Co.....	J. L. Perkins.....
1155	do.....	do.....	Cotton Belt Mfg. Co.....	P. C. Shore.....
1156	do.....	do.....	G. R. Dixon*.....	
1157	do.....	do.....	Faison Brick Co.....	L. L. Gravely.....
1158	do.....	do.....	J. E. Lane.....	
1159	Nash and Edgecombe.....	do.....	Municipal Light and Waterworks.....	T. T. Thorne.....
1160	Nash.....	do.....	Nash Brick Co.....	Partnership.....
1161	do.....	do.....	The Southern Cotton Oil Co.....	C. G. Wilson.....
1162	do.....	do.....	Tar River Lumber Co.....	W. L. Groom.....
1163	do.....	do.....	J. H. Ward Lumber Co.....	J. H. Ward.....
1164	do.....	do.....	Williams Lumber Co.....	W. G. Williams, Jr., Mgr.....
1165	do.....	Spring Hope.....	Lance & Morgan*.....	W. D. Lance.....
1166	do.....	do.....	Montgomery Lumber Co.....	Guy I. Buell.....
1167	do.....	do.....	Pace & Strickland.....	G. C. Pace.....
1168	do.....	do.....	M. H. Privett.....	
1169	New Hanover.....	Castle Hayne.....	Stevens & Co.*.....	S. V. Stevens.....
1170	do.....	Wilmington.....	Astyodyne Chemical Co.....	Robt. R. Bellamy.....
1171	do.....	do.....	Atlantie Paint and Varnish Works.....	Milton Calber.....
1172	do.....	do.....	Boney & Harper Milling Co.....	J. M. Newbold.....
1173	do.....	do.....	C. S. Burnett's Tire Station*.....	
1174	do.....	do.....	The Carolina Cut Stone Co.....	K. J. Niggel.....
1175	do.....	do.....	Carolina Printing and Stamp Co.....	A. Jackson.....
1176	do.....	do.....	Cement Products Co.....	George E. Kidder.....
1177	do.....	do.....	City Laundry Co.....	J. H. Hinton.....
1178	do.....	do.....	Commercial Printing Co.....	C. H. Holton, Owner.....
1179	do.....	do.....	Diekinson Dye Works.....	T. C. Dickinson, Prop.....
1180	do.....	do.....	Eleetrie Bottling Co.....	G. H. Hutaff.....
1181	do.....	do.....	Eureka Dye Works.....	
1182	do.....	do.....	Fernside Factory (Pearsall & Co.).....	Oscar Pearsall, Sr.....
1183	do.....	do.....	E. W. Godwin & Sons.....	E. W. Godwin.....
1184	do.....	do.....	Harris Printing and Advertising Co.....	Mears Harris.....
1185	do.....	do.....	Hilton Fertilizer Factory.....	Thos. H. Hays.....
1186	do.....	do.....	Independent Ice Co.....	W. E. Perdew.....
1187	do.....	do.....	Jackson & Bell Co.....	J. W. Jackson.....
1188	do.....	do.....	N. B. Josey Guano Co.....	N. B. Josey.....
1189	do.....	do.....	W. W. Koeh.....	
1190	do.....	do.....	Lingo Metal Works.....	T. D. Love.....
1191	do.....	do.....	E. L. Mathews*.....	
1192	do.....	do.....	Meir & O'Neal.....	
1193	do.....	do.....	Navassa Guano Co.....	E. T. Taylor.....
1194	do.....	do.....	New Way Mattress Co.....	
1195	do.....	do.....	Prest-O-Lite Service Station.....	J. W. Nuyland, Prop.....
1196	do.....	do.....	Royal Bakery.....	J. B. Fox, Mgr.....
1197	do.....	do.....	Saturday Record.....	
1198	do.....	do.....	Southern Box and Lumber Co.....	G. Colueei.....
1199	do.....	do.....	Spirittine Chemical Co.....	Louis Hanson.....

*Same as last report.

Continued.

Secretary	Articles Manufactured	Incorporated or Commenced Business	Capital Stock	No.
-----	Lumber	1917	\$-----	1151
T. P. Ricks	Laundry work	1916	8,000	1152
-----	Sash, doors, blinds, etc.	1916	30,000	1153
E. I. Fleming	Bottled beverages	1910	35,300	1154
J. I. Crayton	Mattresses, pillows, and box springs	1912	100,000	1155
-----	Tobacco flues	1875	500	1156
L. L. Shamberger	Common brick	1919	100,000	1157
-----	Flues and tin work	1900	-----	1158
-----	-----	-----	-----	-----
R. C. Brake	Light and power	1899	-----	1159
-----	Common brick	1914	60,000	1160
F. L. Palmer	Cottonseed products and fertilizer	1901	10,000	1161
S. T. Anderson	Building material	1896	300,000	1162
J. H. Ward, Jr.	Lumber	1920	-----	1163
-----	-----	-----	-----	-----
-----	Lumber	1919	40,000	1164
-----	Rough lumber	1919	550	1165
W. S. Riddick	Rough lumber, N. C. pine	1906	468,000	1166
B. S. Strickland	Rough dried lumber	1920	3,000	1167
-----	Rough and dressed lumber	-----	-----	1168
-----	Lumber	-----	-----	1169
T. S. Melvin	Astyptodyne healing oil	1903	28,500	1170
L. T. Moore	Paints	1910	16,800	1171
-----	Corn products, meal, and feed	1887	32,800	1172
R. S. Burnett	Repair work	1914	-----	1173
John H. Niggel	Stone for concrete and building	1906	2,000	1174
L. T. Landon	Job printing, rubber stamps	1917	5,000	1175
Milton Calder	Concrete products, such as culverts, building tile, etc.	1913	121,000	1176
J. O. Hinton	Laundry	1907	50,000	1177
-----	Job printing	1911	-----	1178
-----	-----	-----	-----	-----
-----	Cleaning, dyeing, and pressing	1893	-----	1179
Mrs. T. C. Hutaff	Soft drinks	1916	500	1180
C. D. Myers, Mgr.	Cleaning and dyeing	1910	-----	1181
Horace Pearsall	Fertilizer	-----	100,000	1182
E. P. Godwin	Basket bottoms, shooks, crating, etc.	-----	50,000	1183
W. I. Baxter	Commercial printing and engraving	1917	6,700	1184
R. J. Anderson	Fertilizers	-----	-----	1185
H. C. Bear	Ice	1901	200,000	1186
B. B. Jackson	Commercial and railroad printing	1897	50,000	1187
R. B. Josey	Fertilizers	1910	200,000	1188
-----	Shingles	-----	-----	1189
-----	Repair machinery	1915	10,000	1190
-----	Candy confections	1909	25,000	1191
-----	Monuments and headstones	1911	-----	1192
George Sloane	Commercial fertilizers, acid phosphate, sul. acid	1869	200,000	1193
R. S. Thorpe, Mgr.	Mattresses	1916	2,500	1194
-----	Recharging batteries and repairing	1920	-----	1195
-----	Pies, cakes, bread, and rolls	1913	-----	1196
Geo. W. Cameron	Newspaper and job printing	1915	-----	1197
Theresa Colucci	Veneers and panels	1917	31,200	1198
Henry Heyer	Spiritine pine oils, creosotes, disinfecting oils, wood preservers	1878	20,000	1199

TABLE No. 1—

No.	County	Postoffice	Factory	President
1200	New Hanover.	Wilmington.....	Standard Cement Construction Co..	S. A. P. Bowman...
1201	do.	do.	Tidewater Power Co.....	A. E. Fitkin.....
1202	do.	do.	The Union Labor Record.....	Geo. W. Cameron...
1203	do.	do.	Virginia-Carolina Chemical Co. (Almont Factory).....	C. G. Wilson.....
1204	do.	do.	Willard Bag and Mfg. Co.....	E. P. Willard.....
1205	do.	do.	Wilmington Coca-Cola Bot. Works.	G. H. Hutaff.....
1206	do.	do.	Wilmington Iron Works*.....	G. E. Kidder.....
1207	do.	do.	Wilmington Printing Co.†.....	
1208	Northampton.	Rich Square.....	Elliott's Sawmill.....	S. E. Elliott, Owner.
1209	do.	Stancell.....	Hamill & Shaw Sawmill.....	G. W. Shaw, Mgr....
1210	do.	Woodland.....	John H. Lassiter*.....	
1211	Onslow.....	Jacksonville.....	Jacksonville Lumber Co.....	F. E. Willson.....
1212	do.	do.	Mrs. N. J. Rhodes.....	
1213	do.	do.	Sabiston Brothers.....	
1214	do.	do.	E. H. Waters.....	
1215	do.	Kellum.....	Grimsley & Bullock.....	C. L. Ives.....
1216	do.	Maysville.....	L. A. Riggs.....	Proprietor.....
1217	do.	Richlands.....	Brock's Saw and Grist Mill.....	I. M. L. Brock, Owr.
1218	do.	Swansboro.....	Orin & C. E. Weeks.....	
1219	Orange.....	Chapel Hill.....	Strowd Motor Co.....	Bruce Strowd, Owr..
1220	do.	Efland.....	Efland Milling Co.*.....	John L. Efland.....
1221	do.	Hillsboro.....	Bivins Tobacco Basket Factory.....	C. A. Bivins, Part..
1222	do.	do.	Hillsboro Coca-Cola Bottling Co.	Partnership.....
1223	do.	do.	Hillsboro Ice Co.*.....	R. H. Ward.....
1224	do.	do.	Walker Brothers Milling Co.....	
1225	Pamlico.....	Arapahoe.....	Eric Lee.....	Proprietor.....
1226	do.	Grantsboro.....	Grantsboro Milling Co.....	L. W. Brooks.....
1227	do.	Oriental.....	The McCabe-Dodd Co.....	L. F. McCabe.....
1228	do.	do.	Oriental Concrete Works.....	Charles Lewis.....
1229	do.	do.	Phelps Lumber Co.....	B. A. Phelps.....
1230	do.	Reelsboro.....	F. H. Reel & Co.....	
1231	Pasquotank..	Elizabeth City.....	Albemarle Laundry.....	L. E. Skinner, Prop.
1232	do.	do.	J. R. Bowden & Co.....	J. R. Bowden, Prop.
1233	do.	do.	Cartwright Bakery.....	J. Q. Cartwright...
1234	do.	do.	Chesson Mfg. Co.....	R. E. Chesson.....
1235	do.	do.	T. A. Comfander*.....	
1236	do.	do.	Elizabeth City Buggy Co.....	J. Q. A. Wood.....
1237	do.	do.	Elizabeth City Iron Works and Supply Co.....	Brad. Sanders.....
1238	do.	do.	Foreman-Blades Lumber Co.....	J. W. Foreman.....
1239	do.	do.	Foreman-Derrickson Veneer Co.....	W. B. Foreman.....
1240	do.	do.	T. B. Hayman Shipbuilding Co....	T. B. Hayman, Owr.
1241	do.	do.	G. F. Horner.....	Owner.....
1242	do.	do.	Kramer Brothers Co.....	J. H. Kramer.....
1243	do.	do.	Munden & Alexander.....	
1244	do.	do.	W. O. Saunders.....	Publisher.....
1245	do.	do.	W. H. Weatherly & Co.....	Partnership.....
1246	do.	do.	Wright's Purity Ice Co.....	M. G. Wright, Owr..
1247	do.	do.	Zimmerman & Co.....	W. B. Zimmerman. Owner.....
1248	do.	Weeksville.....	Weeksville Ginning Co.....	W. J. Saunders.....

*Same as last report. †In process of incorporation.

Continued.

Secretary	Articles Manufactured	Incorporated or Commenced Business	Capital Stock	No.
J. D. Walker.....	Cement products.....	1916	\$ 35,060	1200
T. B. Willard.....	Electricity, gas, street and interurban railways.....	1907	1,505,000	1201
.....	Newspaper and books.....	1915		1202
S. D. Crenshaw.....	Commercial fertilizers, acid phosphate, sul. acid.....	1893		1203
E. P. Willard, Jr.....	Burlap bags.....	1893	20,000	1204
W. J. Hutaff.....	Soft drinks.....	1909	25,000	1205
E. Z. King.....	Jobbing shop, iron and brass castings.....	1859	45,000	1206
.....	Commercial printing.....			1207
.....	General sawmilling.....	1909	1,000	1208
.....	Pine lumber.....			1209
.....	Building material.....	1913		1210
S. S. Ambrose.....	North Carolina pine, rough and dressed.....	1909	50,000	1211
.....	Gin cotton, rough lumber.....			1212
.....	Ginning cotton.....	1907		1213
.....	Gin cotton.....			1214
E. O. Bullock.....	Ginned cotton.....		5,000	1215
.....	Lumber.....	1918		1216
.....	Lumber, corn meal, gin cotton.....	1910	4,000	1217
C. E. Weeks.....	Lumber and laths.....	1918	175,000	1218
.....	Ford dealer.....		40,000	1219
.....	Flour, meal, and feed.....	1899		1220
.....	Tobacco baskets.....	1918		1221
.....	Carbonated beverages.....	1920		1222
.....	Ice.....	1922		1223
.....	Flour, meal, and feed.....	1917	17,000	1224
.....	Cotton gin and lumber.....	1887		1225
J. L. McCotter.....	Lumber and shingles.....	1920	6,000	1226
.....	Lumber and ginned cotton.....		1,450	1227
.....	Farm drain tile, culvert pipe, etc.....	1912		1228
.....	Lumber.....	1923		1229
F. H. Reel, mgr.....	Lumber and gin cotton.....	1919		1230
.....	Laundry work.....	1900		1231
.....	Soda water.....	1913		1232
.....	Bread, cakes, pies.....	1924		1233
N. G. Chesson.....	Lumber and shingles.....	1922	1,200	1234
.....	Building material, boxes, and barrels.....	1885		1235
.....	Buggies and repairs.....	1899	9,000	1236
H. W. Sanders.....	Repairers of machinery, boats, dealers in supplies..	1908	32,000	1237
L. C. Blades.....	Lumber.....	1906	550,000	1238
Jas. W. Derrickson.....	Fruit and truck packages and veneers.....	1912	60,000	1239
.....	Boats.....	1893		1240
.....	Soft drinks.....			1241
F. K. Kramer.....	Lumber, millwork.....	1917	100,000	1242
.....	Awnings, tents, and sails.....	1918		1243
.....	Newspaper and job printing.....	1908		1244
.....	Candy.....	1904		1245
.....	Ice.....	1924		1246
.....	Meal and flour.....	1902	5,000	1247
S. M. Brothers.....	Ginning cotton, sawing lumber.....	1908	20,000	1248

TABLE No. 1—

No.	County	Postoffice	Factory	President
1249	Pender.....	Atkinson.....	Alf. Woodard Lumber Co.*.....	Mrs. Mollie Woodard
1250	do.....	Burgaw.....	Garysburg Mfg. Co.....	W. B. McNeal.....
1251	do.....	do.....	O. L. Thompson*.....	Hertford Herald.....
1252	Perquimans...	Hertford.....	Hertford Herald.....	Floyd J. Triplett....
1253	do.....	do.....	Major & Loomis Co.....	Geo. E. Major.....
1254	do.....	Woodville.....	W. S. Morris & Bro.*.....	
1255	Person.....	Hurdle Mills.....	M. H. Garrett Roller Mills.....	M. H. Garrett, Prop.
1256	do.....	Moriah.....	J. F. Harris' Mill.....	J. F. Harris, Owner.
1257	do.....	Roxboro.....	City Ice Co.....	M. R. Long, Mgr....
1258	do.....	do.....	W. J. Huff*.....	
1259	do.....	do.....	Roxboro Bottling Works.....	O. B. McBroom, Owr.
1260	do.....	Timberlake.....	J. T. Cloman*.....	
1261	do.....	do.....	George H. Hauser Co.....	R. B. Holman.....
1262	do.....	Woodsdale.....	Mayo Saw and Planing Mill.....	
1263	Pitt.....	Ayden.....	Ayden Free Will Baptist Ptg. Co....	Rev. M. C. Prescott..
1264	do.....	do.....	Sure Shot Remedy Co.....	S. M. Edwards.....
1265	do.....	do.....	Tripp Brothers Garage.....	
1266	do.....	do.....	Worthington Brothers.....	
1267	do.....	Bethel.....	W. J. Gardner & Son.....	
1268	do.....	Bellarthur.....	J. A. Matthews.....	
1269	do.....	Chicod.....	Galloway & Edwards Mill.....	L. M. Edwards, Mgr.
1270	do.....	do.....	Smith's Lumber Co.*.....	N. L. Smith.....
1271	do.....	Farmville.....	Farmville Oil and Fertilizer Co....	J. I. Morgan.....
1272	do.....	do.....	W. R. Laster.....	
1273	do.....	Greenville.....	Coca-Cola Bottling Works.....	Partnership.....
1274	do.....	do.....	J. M. Cox*.....	
1275	do.....	do.....	Dail Brick Works.....	R. E. Sellers, Mgr...
1276	do.....	do.....	Dees Monument Works.....	J. E. Dees.....
1277	do.....	do.....	Export Leaf Tobacco Co.....	R. C. Harrison.....
1278	do.....	do.....	E. B. Fieklen Tobacco Co., Inc.....	E. B. Fieklen.....
1279	do.....	do.....	John Flanagan Buggy Co.....	E. G. Flanagan.....
1280	do.....	do.....	Garris-Evans Lumber Co.....	L. B. Garris, Prop..
1281	do.....	do.....	Greenville Ice and Coal Co.....	J. W. Hines.....
1282	do.....	do.....	Orange Crush Bottling Co.....	L. L. Minges, Owner
1283	do.....	do.....	D. D. Overton*.....	
1284	do.....	do.....	Peoples Bakery.....	F. J. Diener, Prop..
1285	do.....	do.....	Virginia-Carolina Chemical Co.....	C. G. Wilson.....
1286	do.....	Grifton.....	H. R. Wethington.....	
1287	do.....	Littlefield.....	G. C. Garris*.....	
1288	do.....	Paetolus.....	Joshua Crandal.....	Owner.....
1289	do.....	do.....	G. W. Waters*.....	
1290	do.....	Whiehard.....	L. R. Whiehard.....	
1291	Polk.....	Tryon.....	Polk County News.....	H. A. Shannon.....
1292	do.....	do.....	Southern Mercerizing Co.....	F. P. Bacon, Part..
1293	do.....	Uree.....	Searcy & Parker.....	
1294	Randolph.....	Asheboro.....	Asheboro Coffin and Casket Co.....	Arthur Ross.....
1295	do.....	do.....	Asheboro Roller Mills.....	Sam Walker.....
1296	do.....	do.....	Home Building and Material Co....	L. F. Ross.....
1297	do.....	do.....	O. E. Rieh Brick Plant.....	
1298	do.....	do.....	Routh Roller Mill.....	O. E. Routh, Miller.
1299	do.....	do.....	Southern Crown Milling Co.....	C. C. Cranford.....

*Same as last report.

Continued.

Secretary	Articles Manufactured	Incorporated or Commenced Business	Capital Stock	No.
	Lumber.....	1919	\$ 7,000	1249
H. W. Phillips.....	Lumber.....	1894	10,000	1250
	Rough lumber.....	1918	2,500	1251
	Newspaper and job printing.....	1918	3,000	1252
Thos. J. Nixon, Jr.....	Lumber.....	1902	240,000	1253
	Lumber.....	1914	7,700	1254
	Flour, meal, bran, shipstuff.....	1914		1255
	Corn meal and flour.....			1256
	Ice.....	1912	20,000	1257
	Lumber.....	1909	800	1258
	Carbonated beverages.....	1907	8,000	1259
	Lumber.....	1918		1260
George H. Hauser.....	Lumber.....	1918	8,000	1261
A. J. Crutchfield, Gen. Mgr.....	Lumber and meal.....	1889		1262
Rev. E. T. Phillips.....	Printed products.....	1914	10,000	1263
W. M. McKinney.....	Stock remedies.....		12,000	1264
	Auto repairs.....	1919	4,000	1265
	Metal working.....			1266
	Brick.....			1267
	Corn meal.....			1268
	Sawmill, gin, and grist.....			1269
	Rough lumber.....	1895		1270
	Cotton-seed products and fertilizers.....	1910	125,100	1271
	General repairing.....			1272
	Carbonated beverages.....	1919	50,000	1273
	Rough lumber.....	1900		1274
	Common brick.....	1924		1275
	Monuments.....			1276
W. W. Cheek.....	Rehandling leaf tobacco.....	1912	5,000,000	1277
F. W. Brown.....	Redrying of tobacco.....	1896	155,100	1278
	Buggies.....	1866		1279
	Millwork, window frames, mantels.....	1920		1280
E. W. Harvey.....	Ice.....	1911	8,000	1281
	Carbonated beverages.....	1923		1282
	Hogshead material and hogsheads.....	1907	10,000	1283
	Bread and pastries.....	1919	4,000	1284
S. D. Crenshaw.....	Commercial fertilizers.....			1285
	General repair shop.....	1917		1286
	Rough lumber.....			1287
	Corn meal.....		400	1288
	Tobacco trucks.....	1917	300	1289
	Corn meal, lumber, and cotton ginning.....			1290
	Newspaper and job printing.....	1894		1291
	Mercerized cotton yarn.....	1911		1292
	Rough lumber.....	1921	4,000	1293
S. E. Ross.....	Caskets.....	1919	20,000	1294
W. J. Scarboro.....	Flour, meal, and feed.....	1891	13,800	1295
Arthur Ross.....	Millwork and dressed lumber.....	1904	13,000	1296
O. E. Rich.....	Brick.....	1912	2,000	1297
	Flour, meal, and feed.....			1298
J. W. Maxwell.....	Flour, feed, meal, etc.....	1913	25,000	1299

TABLE No. 1—

No.	County	Postoffice	Factory	President
1300	Randolph	Asheboro	W. C. York Candy Co.	W. C. York
1301	do	Coleridge	Coleridge Mfg. Co.	R. L. Caveness
1302	do	Eleazer	G. E. Carter	
1303	do	do	G. E. Carter (Meal and Feed)	
1304	do	do	Carter-Shaw Co.	
1305	do	Farmer	Farmer Roller Mills*	
1306	do	Franklinville	Franklinville Roller Mills*	
1307	do	Fullers	Pearce Mill	G. A. Pearce, Prop.
1308	do	do	Lee & A. W. Yount's Sawmill	
1309	do	Liberty	Dimension Stock Co.	C. E. Brady
1310	do	do	B. J. Gregson	
1311	do	do	Home Lumber Co.	T. A. Johnson
1312	do	do	Liberty Broom Works	J. H. Johnson
1313	do	do	Liberty Mfg. Co.	
1314	do	do	Liberty Milling Co.	H. B. Reitzell, Mgr.
1315	do	do	Piedmont Brick Co.	A. J. Brower
1316	do	Mechanic	Uwharrie Burr Mills	Victor Parker, Prop.
1317	do	Moffitt	Richland Roller Mills	
1318	do	Pleasant Garden	Newman Brothers*	H. L. Newman
1319	do	Ramseur	Mill Creek Roller Mills	J. H. Hodgins, Mgr.
1320	do	do	Ramseur Broom Works	
1321	do	do	Ramseur Milling Co.	S. F. Craven
1322	do	Randleman	Coca-Cola Bottling Co.	E. E. Bunting, Owr.
1323	do	Seagrove	Frank Aumon	
1324	do	do	M. Farlow's Mill	
1325	do	do	Seagrove Roller Mills	
1326	do	Sophia	York Milling Co.*	Clarkson York
1327	do	Stanley	W. M. Wright's Sawmill*	
1328	do	Strieby	James Davis	
1329	do	Thomasville	Uwharrie Roller Mills	A. W. Fuller, Prop.
1330	do	Trinity	H. A. Pierce	
1331	Richmond	Hamlet	Adams & Graham	R. M. Adams, Mgr.
1332	do	do	W. R. Bonsal Compress Co.	W. R. Bonsal
1333	do	do	Buttercup Ice Cream Co.	L. A. Corning
1334	do	do	Carolina Construction Co., Inc.	R. H. Halyburton
1335	do	do	Crown Carbonating Co.	J. P. Gibbons, Owr.
1336	do	do	Hamlet Chero-Cola Bottling Co.	F. H. Walker, Prop.
1337	do	do	Hamlet Ice Co.	Chas. E. Johnson
1338	do	do	Hamlet Mfg. Co.	H. E. Gibbons
1339	do	Norman	J. A. Allred Mill*	
1340	do	do	W. J. Cranford*	
1341	do	Rockingham	G. W. Coggins	
1342	do	do	Cox & Cox	Partnership
1343	do	do	Dockery Mercantile and Mfg. Co.	J. M. Dockery
1344	do	do	Post-Dispatch	Isaac S. London, Owner
1345	do	do	Whistle Bottling Works	J. A. Porter, Owner
1346	Robeson	Fairmont	Beaufort County Lumber Co.	Geo. B. Robertson
1347	do	Lumber Bridge	N. S. Toler*	
1348	do	Lumberton	W. R. Atkinson	
1349	do	do	Chero-Cola Bottling Co.	J. H. Wolcott, Prop.

*Same as last report.

Continued.

Secretary	Articles Manufactured	Incorporated or Commenced Business	Capital Stock	No.
	Candy.....	1921	\$ 4,000	1300
J. A. Brower	Bent chair stock.....	1911	8,500	1301
	Lumber.....			1302
	Flour, meal, and feed.....	1911	6,000	1303
	Flour, meal.....	1915	7,500	1304
	Flour, meal, and feed.....	1908	4,000	1305
	Flour, feed, and meal.....			1306
	Flour, meal, and feed.....	1911		1307
	Rough lumber.....	1917		1308
B. J. Gregson	Dimension stock and broom handles.....	1923	7,000	1309
	Rough lumber.....	1912		1310
	Lumber and ties.....	1912	10,000	1311
J. C. Luther	Brooms.....	1918	20,000	1312
B. J. Gregson, Owner	Picker sticks and wooden novelties.....	1924		1313
	Flour, meal, feed.....	1920	9,000	1314
A. J. Brower	Common brick.....	1921	7,000	1315
	Flour, meal, feed.....	1912		1316
	Flour and feed.....	1913	5,000	1317
	Flour, meal, and feed.....	1916		1318
	Flour, meal, and feed.....		6,000	1319
A. H. Thomas, Treas.	Brooms.....	1895	15,000	1320
E. H. Bray	Flour, meal, and feeds.....	1912	10,000	1321
	Coca-Cola and other soft drinks.....			1322
	Lumber.....	1921	25,000	1323
	Rough lumber and crates.....	1890	5,000	1324
	Wheat and corn.....	1915		1325
J. W. York	Flour, meal, and feed.....			1326
	Rough lumber.....	1912	1,000	1327
	Lumber.....			1328
	Flour, meal, and feed.....	1880	1,000	1329
	Rough lumber.....		3,000	1330
	Lumber, sash, doors.....	1916		1331
S. O. Banesfeld	Gravel, milling.....	1915	200,000	1332
Minnie S. Corning	Ice-cream.....	1920	150,000	1333
C. W. Owens	Building construction (all types).....	1923	25,000	1334
	Coca-Cola and soda water.....	1903	14,000	1335
	Carbonated beverages.....			1336
Hal. B. Ingram, Gen. Mgr.	Ice.....	1902	100,000	1337
M. W. Nicholson	Sash, doors, shop work.....	1919	24,000	1338
	Rough and dressed lumber.....	1911	500,000	1339
	Rough lumber.....	1912		1340
	Lumber.....	1915		1341
	Pine lumber.....	1919	20,000	1342
W. A. Williams	Ice and fertilizers.....	1921	25,000	1343
	Newspaper and job printing.....	1917		1344
	Carbonated beverages.....	1920	6,000	1345
W. P. Jackson	Logging.....		120,000	1346
	Lumber.....			1347
	Lumber.....	1901		1348
	Chero-Cola and several kinds of sodas.....	1920	12,500	1349

TABLE No. 1—

No.	County	Postoffice	Factory	President
1350	Robeson	Lumberton	Coca-Cola Bottling Co.	J. C. Hutaff
1351	do	do	Freeman Printing Co.	Ed. B. Freeman, Owner
1352	do	do	M. A. Geddies' Mill*	
1353	do	do	Lime-Cola Bottling Co.	R. E. Rogers
1354	do	do	Pepsi-Cola Bottling Co.	R. E. Rogers
1355	do	do	The Robesonian	J. A. Sharpe, Editor
1356	do	do	Robeson Mfg. Co.	Z. V. Pate
1357	do	Maxton	Barber-Pasechal Lumber Co.	T. O. Evans
1358	do	do	Maxton Ice Co.	E. E. Chandler
1359	do	do	Maxton Mfg. Co.	J. J. Kincaid
1360	do	Parkton	Parkton Mattress Co.	
1361	do	Rowland	Rowland Oil Co.	G. M. Pate
1362	Rockingham	Leaksville	Coca-Cola Bottling Co.	N. H. Hazelwood, Prop.
1363	do	do	Gazette Printing Co.	F. M. Flinn
1364	do	do	J. M. Hopper Construction Co.	J. R. Perdue
1365	do	do	Leaksville Motor Co.	T. E. Williams, Owr.
1366	do	do	Smith Ice-Cream Co.	R. T. Smith
1367	do	Madison	Gem-Dandy Garter Co.	Green Penn.
1368	do	do	Pepsi-Cola Bottling Works	Nat. M. Pickett, Owner
1369	do	do	Rockingham Auto Co.*	Dr. J. A. Roach
1370	do	Mayodan	Coca-Cola Bottling Co.	M. C. Money, Owner
1371	do	Randolph	F. C. Maxwell*	
1372	do	Reidsville	W. H. Boly'n Harness Shop*	
1373	do	do	Coca-Cola Bottling Works	
1374	do	do	Knight Motor Co.	
1375	do	do	The Nu-Shine Co.	B. R. Stone
1376	do	do	Reidsville Concrete Constr. Co.	W. T. Wootton
1377	do	do	Reidsville Motor Co.	W. B. Miller
1378	do	Ruffin	Ruffin Roller Mills	W. J. Worsham, Owr.
1379	do	Stacey	Stacey Crushing Plant*	
1380	do	Stoneville	W. I. Stanford*	
1381	Rowan	China Grove	China Grove Roller Mills	M. M. Ketchie
1382	do	Cleveland	Beck & Everhart*	T. J. Beck
1383	do	do	Cleveland Mfg. Co.	
1384	do	do	Moore & McLaughlin	
1385	do	Landis	L. A. Corriher	
1386	do	do	Landis Milling Co.	J. P. Lewis
1387	do	Mount Ulla	Mount Ulla Flour Mills*	J. C. Sherrill
1388	do	Rockwell	Rockwell Furniture Co.	C. S. Miller
1389	do	do	J. H. Sides	
1390	do	Salisbury	Arey Brick and Lumber Co., Inc.	A. G. Arey
1391	do	do	Carolina Beverage Corporation	H. F. Harris
1392	do	do	Carolina Metal Culvert Co., Inc.	L. C. Wallace
1393	do	do	Chapin-Sacks Corporation*	A. A. Chapin
1394	do	do	Cobb-Mack Candy Co.	Allen H. Cobb, Part.
1395	do	do	Goodman Lumber Co.	
1396	do	do	The Graf-Davis-Collett Co.	A. H. Graf
1397	do	do	Haden's Tire Service*	J. N. Haden
1398	do	do	Harris Granite Quarries Co.	C. J. Harris

*Same as last report.

Continued.

Secretary	Articles Manufactured	Incorporated or Commenced Business	Capital Stock	No.
C. D. Hutaff.....	Carbonated beverages.....	1911	\$ 10,000	1350
.....	Job printing.....	1896	10,000	1351
.....	Ice, lumber, gin cotton.....	1352
J. B. Rogers.....	Carbonated beverages.....	1918	5,000	1353
J. B. Rogers.....	Carbonated beverages.....	1918	5,000	1354
.....	Newspaper and job printing.....	1870	3,800	1355
John S. MacNeill.....	Cottonseed products and fertilizers.....	1904	100,000	1356
George B. Hall.....	Lumber.....	1912	10,000	1357
J. J. Barrow.....	Ice.....	1920	1358
W. H. Hasty.....	Veneers.....	1921	10,000	1359
Bettie Watts.....	Mattresses.....	1912	1360
J. N. Glover.....	Cottonseed products and fertilizers.....	1922	60,000	1361
.....	Bottled carbonated beverages.....	1918	1362
M. E. Murray.....	Job printing and publishing paper.....	1917	10,000	1363
A. T. Hopper.....	Brick.....	1909	30,000	1364
.....	Repairing.....	1914	10,000	1365
.....	Ice-cream.....	1366
H. J. Penn.....	Garters, suspenders, belts, arm-bands.....	1921	22,220	1367
.....	Carbonated beverages.....	1919	1368
M. M. L. Roach.....	Auto repairs.....	1912	10,000	1369
.....	Carbonated beverages.....	1908	10,000	1370
.....	Custom corn meal.....	1914	1371
.....	Harness made and repaired.....	1913	300	1372
.....	Soft drinks.....	1916	5,800	1373
.....	Repairs.....	1374
E. L. Somers.....	Shoe and leather dressings.....	1921	100,000	1375
.....	Sewer and culvert pipe, brick, building blocks, etc.....	1907	10,000	1376
J. H. Mobley.....	Auto repairing.....	1916	25,000	1377
.....	Flour, meal, and lumber.....	1909	1378
.....	Crushed stone.....	1379
.....	Rough lumber.....	4,000	1380
W. L. Cooper.....	Flour, meal, and feed.....	1895	30,000	1381
M. C. Everhart.....	Rough lumber.....	1919	1382
.....	Rotary-cut veneer.....	1900	30,000	1383
.....	Rough lumber.....	1384
.....	Building material.....	1385
G. H. Corriher.....	Flour and feed.....	1911	20,000	1386
.....	Flour, feed, and meal.....	1387
J. W. Peeler.....	Caskets, robes, dressers.....	1900	24,000	1388
.....	Lumber.....	1919	4,000	1389
F. M. Tyack.....	Sash and doors, brick and lumber.....	1922	28,000	1390
L. D. Peeler.....	Carbonated beverages.....	1917	107,900	1391
E. L. Hardin.....	Drainage culverts, etc.....	1921	50,000	1392
S. C. Redmon.....	Ice-cream.....	5,000	1393
.....	Candy.....	1920	1394
E. A. Goodman.....	Building material.....	1907	100,000	1395
N. W. Collett.....	Sash, doors, millwork, etc.....	1909	78,000	1396
.....	Repairing automobile tires.....	1913	1397
R. G. Hunt.....	Crushed stone, granite blocks, rough and finished monumental stock.....	1919	202,000	1398

TABLE No. 1—

No.	County	Postoffice	Factory	President
1399	Rowan.....	Salisbury.....	Holshouser Brothers.....
1400	do.....	do.....	G. W. Isenhour & Sons*.....	George H. Boger.....
1401	do.....	do.....	Ludwick Milling Co.....	T. A. Ludwick.....
1402	do.....	do.....	Mecklenburg Chero-Cola Bot. Co.†.....	W. B. Taylor.....
1403	do.....	do.....	A. M. Miller*.....
1404	do.....	do.....	Mint-Cola Bottling Co.....	L. D. Peeler.....
1405	do.....	do.....	New System Bakery*.....
1406	do.....	do.....	Olympia Candy Co.*.....	Chris. Erneston.....
1407	do.....	do.....	Paul Rubber Co.....	C. S. Munro, Op- erating Trustee.....
1408	do.....	do.....	Peeler's Printery.....	D. V. Peeler, Prop.....
1409	do.....	do.....	Rock Roller Mill†.....	W. A. Shuping, Owr.....
1410	do.....	do.....	Salisbury Bakery.....	A. G. Peeler.....
1411	do.....	do.....	Salisbury Granite Corp.....	P. A. Wallenborn.....
1412	do.....	do.....	Salisbury Laundry.....	A. S. Jones, Prop.....
1413	do.....	do.....	Taylor Mattress Co.....	M. E. Heilig.....
1414	do.....	do.....	Virginia-Carolina Chemical Co.....	C. G. Wilson.....
1415	do.....	do.....	The R. W. Walker Lumber Co.....	R. W. Walker.....
1416	do.....	do.....	The Watchman Printing Office.....	Wm. H. Stewart, Prop.....
1417	do.....	Spencer.....	Southern Railway Shops.....	Fairfax Harrison.....
1418	do.....	do.....	Spencer Orange Crush Bot. Co.....	L. T. Royall.....
1419	Rutherford.....	Forest City.....	Coca-Cola Bottling Co.....	F. I. Barber, Mgr.....
1420	do.....	Gilkey.....	Warlick Lumber Co.....	A. Alex. Shuford.....
1421	do.....	Ruth.....	Citizens Mfg. Co.....	J. C. Hampton.....
1422	do.....	Rutherfordton.....	Frog Level Gin Co.....	T. L. McBrayer.....
1423	do.....	do.....	Southern Veneer Co.....	R. P. Scruggs.....
1424	do.....	do.....	Yelton Milling Co.....	G. B. Yelton, Prop.....
1425	do.....	Spindale.....	Champion Lumber Co.....	M. G. Johnson, Mgr.....
1426	do.....	do.....	The Elmore Co.....	K. S. Tanner.....
1427	do.....	Union Mills.....	J. P. Guffey Milling Co.....	J. P. Guffey, Mgr.....
1428	Sampson.....	Autryville.....	L. J. Faircloth & Sons.....
1429	do.....	Clinton.....	Clinton Mfg. Co.....	C. W. Petty.....
1430	do.....	do.....	Sampson Power Co.....	H. C. Petty.....
1431	do.....	Cooper.....	Mrs. J. T. Williams*.....
1432	do.....	Garland.....	J. D. Johnston*.....
1433	do.....	do.....	White Lake Lumber Co.....	H. K. Startzman.....
1434	do.....	Hayne.....	C. M. Ezzell*.....
1435	do.....	Ivanhoe.....	C. A. Brown & Son.....
1436	do.....	Kerr.....	Triplett's Mill.....	B. C. Triplett, Owr.....
1437	do.....	Newton Grove.....	J. R. House*.....
1438	do.....	do.....	Leon Warren.....	Owner.....
1439	do.....	Roseboro.....	Troy I. Herring Co.....	Troy I. Herring.....
1440	do.....	do.....	McLemore & Autry.....
1441	do.....	do.....	Thos. E. Owen Lumber Co.*.....	J. E. Owens.....
1442	do.....	do.....	Roseboro Milling Co.....	W. H. Herring, Part.....
1443	do.....	Salemberg.....	Canady's Mill*.....	Hervey Canady.....
1444	do.....	do.....	Farmers Gin Co.*.....	I. A. Norton.....
1445	do.....	do.....	P. B. Laekerman*.....
1446	do.....	do.....	C. S. Royal.....
1447	do.....	Turkey.....	C. J. Carroll.....
1448	do.....	do.....	O. L. Matthews.....

*Same as last report. †Branch of Charlotte. ‡Custom grinding.

Continued.

Secretary	Articles Manufactured	Incorporated or Commenced Business	Capital Stock	No.
	Repair shop.....		\$.....	1399
	Common brick.....	1897		1400
M. E. Ludwick.....	Flour, meal, and feed.....	1913	29,500	1401
H. B. Taylor.....	Carbonated beverages.....	1919		1402
	Gin cotton.....			1403
	Mint-Cola and Cherrywine.....	1913	2,000	1404
	Bread and cake.....	1914	2,000	1405
	Ice-cream, candy.....			1406
	Automobile tires.....		1,157,340	1407
	Commercial printing.....			1408
	Flour, meal, and feed.....	1900	3,500	1409
	Bread.....	1910	20,000	1410
E. D. McCall.....	Granite blocks.....	1923	50,000	1411
	Laundering.....	1913		1412
James D. Heilig.....	Mattresses, pillows, etc.....	1906	5,900	1413
S. D. Crenshaw.....	Commercial fertilizers.....	1893		1414
L. R. Conroy.....	Hardwood lumber.....		100,000	1415
	Job printing.....	1832	750	1416
E. F. Parham.....	Repairs to engines and cars.....			1417
M. L. Kiser.....	Soft drinks.....	1924	3,000	1418
	Carbonated beverages.....			1419
C. F. Cline.....	Lumber and box shooks.....	1899	5,000	1420
J. L. Dobbins.....	Building material.....	1920	17,500	1421
E. M. Deviney.....	Ginning cotton.....	1915	3,700	1422
	Vencers.....	1908	5,000	1423
	Flour, meal, and feed.....	1915		1424
	Sash and doors, retail lumber yard.....			1425
S. E. Elmore.....	Mercerizing yarns.....	1920	162,000	1426
	Meal and flour.....	1914	5,000	1427
	Lumber.....			1428
S. Goode.....	Lumber and crating.....	1924	10,000	1429
C. W. Petty.....	Crating material.....	1910	3,600	1430
	Rough lumber and ginning cotton.....		1,500	1431
	Lumber.....	1900	20,000	1432
E. C. Fockler.....	Lumber.....			1433
	Lumber and shingles.....	1916		1434
	Lumber.....			1435
	Rough lumber.....	1911	1,500	1436
	Lumber.....			1437
	Rough lumber.....			1438
G. Albert Otter.....	Lumber.....	1909	50,000	1439
E. F. McLemore.....	Rough lumber.....	1922	300	1440
	Dressed lumber and crates.....	1915		1441
	Sash, doors, and millwork.....	1917		1442
	Corn meal.....	1915		1443
Robie Butler.....	Ginning cotton.....	1919		1444
	Cotton ginning.....		10,000	1445
	Turpentine distilled.....			1446
	Wagons and carts.....			1447
	Lumber.....			1448

TABLE No. 1—

No.	County	Postoffice	Factory	President
1449	Scotland	Gibson	Pate's Mill*	V. Adams, Mgr.
1450	do	do	The Southern Cotton Oil Co.*	C. G. Wilson
1451	do	Hasty	Hasty Gin Co.	E. J. Hester
1452	do	Laurinburg	John Blue	
1453	do	do	Elman Gin and Fertilizer Co.	N. P. Gilchrist
1454	do	do	Laurinburg Machine Co.	W. M. Lytch
1455	do	do	Purity Steam Bakery*	W. D. McLawn
1456	Stanly	Albemarle	Albemarle Cabinet Co.*	
1457	do	do	Albemarle Coal and Ice Co.	T. M. Hines
1458	do	do	Albemarle Mantel Co.	C. A. Reap
1459	do	do	Albemarle Milling Co.	A. C. Heath
1460	do	do	D. B. Harwood & Sons	
1461	do	do	Hatty's Concrete Works	D. J. Hatty, Owner
1462	do	do	E. C. Miller's Fdy. and Mach. Shop.	E. C. Miller, Prop.
1463	do	do	E. E. Scruggs	
1464	do	do	Sibley Mfg. Co.	R. L. Sibley
1465	do	do	Stanly Bottling Works*	P. O. Kidmore
1466	do	do	T. W. Still	
1467	do	Badin	Badin Bakery	
1468	do	New London	Yadkin Brick Yards	Partnership
1469	do	Norwood	Norwood Lumber Co.	J. C. Hurley
1470	do	do	River View Mfg. Co.	T. A. Hathcock
1471	do	do	Stanly Cotton Oil Co.	H. S. Freeman
1472	do	Richfield	Richfield Milling Co.	G. W. Lefler
1473	do	Danbury	Danbury Reporter	N.E. & E. P. Pepper, Editors
1474	Stokes	Francisco	A. B. Simmons' Sawmill	
1475	do	Pine Hall	Pine Hall Brick Co.	F. F. Steele
1476	do	Walnut Cove	Dan River Lumber and Milling Co.	W. A. Sullivan
1477	do	do	Monitor Roller Mills	O. M. Southern, Owr.
1478	do	do	R. F. Reynolds	
1479	do	do	M. A. Walker & Co.*	B. B. Walker
1480	Surry	Ararat	J. P. Bryant Milling Co.	
1481	do	Ararat, R. 1	Bull Run Roller Mill	J. L. Elliott
1482	do	Ararat	G. J. Key	
1483	do	Crutchfield, R. 1	Cody's Creek Mills*	
1484	do	Elkin	Carolina Cross-Arms Co.	J. C. Kerley
1485	do	do	Elkin Box Co.	R. L. Church
1486	do	do	Elkin Roller Mills	L. J. Bray
1487	do	do	Elkin Shoe Co.*	A. M. Smith
1488	do	do	Elkin Veneer Mfg. Co.*	R. L. Hubbard
1489	do	do	J. F. Miller	
1490	do	do	Pepsi-Cola Bottling Co.	R. G. Boles
1491	do	Low Gap	T. R. Colston Mill	
1492	do	do	F. A. Galyean Mills	
1493	do	do	J. A. Murphy	
1494	do	do	W. N. Woodruff	
1495	do	Mount Airy	Allred's Mill	W. S. Allred, Owner
1496	do	do	Beasley Lumber and Milling Co.	B. O. Beasley
1497	do	do	Foy Lumber and Mfg. Co.	
1498	do	do	Granite City Mills	J. S. Bray, Prop.

*Same as last report.

Continued.

Secretary	Articles Manufactured	Incorporated or Commenced Business	Capital Stock	No.
.....	Corn meal.....	1915	\$.....	1449
F. L. Palmer.....	Cottonseed products.....	1887	1450
D. A. Hasty.....	Ginning cotton.....	1911	6,850	1451
.....	Cotton planters, fertilizer distributors.....	1903	1452
E. C. McCall.....	Fertilizer.....	1910	10,900	1453
.....	Repair work.....	1910	6,200	1454
Dan Shaw.....	Mantels and job work.....	1921	7,500	1455
C. W. Russell.....	Mantels, library tables, and job work.....	1911	6,000	1456
Geo. N. Cooke.....	Ice.....	1914	25,000	1457
R. B. Ritchie.....	Hardwood mantels.....	1906	12,700	1458
J. M. Morrow.....	Flour, feed, meal.....	1916	40,200	1459
.....	Repair shop.....	1460
.....	Concrete products.....	1915	2,000	1461
.....	Repair shop.....	1909	4,000	1462
.....	Dressed lumber.....	1463
W. T. Huckabee.....	Cross-arms, boxes, and building material.....	1904	7,500	1464
.....	Coca-Cola.....	1916	1465
.....	Rough lumber, railroad ties.....	1895	1,200	1466
.....	Bread, pies, cakes.....	1917	1,500	1467
.....	Face brick.....	1917	1468
Martin McKenzie.....	Cross-arms, rough and dressed lumber.....	1917	12,000	1469
D. E. Laffer.....	Flour, feed, and meal.....	1913	1470
T. B. Still.....	Cottonseed products.....	1907	17,000	1471
R. L. Austin.....	Flour, bran, meal, and feed.....	1918	9,000	1472
.....	Newspaper and job printing.....	1872	1473
.....	Rough lumber.....	1917	1474
E. R. Rankin.....	Face and common brick.....	1923	97,500	1475
A. F. Marshall.....	Retail lumber dealers.....	1915	5,650	1476
.....	Flour, meal, and feed.....	1920	6,000	1477
.....	Job printing.....	1478
.....	Common brick.....	1915	8,800	1479
.....	Flour, meal, and feed.....	1904	1480
.....	Flour, meal, and chops.....	1884	1481
.....	Tobacco flues.....	1482
.....	Flour, meal.....	1483
J. F. Carter.....	Insulator pins, brackets, cross-arms, and finished lumber.....	1916	4,700	1484
Claude Kiser.....	Pine box shooks.....	1917	75,000	1485
A. D. Bray.....	Flour, meal, feed.....	1895	40,000	1486
M. A. Biggs.....	Shoe leather and horse collars.....	1892	220,500	1487
A. G. Click.....	Veneers, lumber, and packages.....	1902	60,000	1488
.....	Rough and dressed lumber.....	1489
O. E. Boles.....	Carbonated beverages.....	1905	5,000	1490
.....	Corn meal.....	1921	1491
.....	Lumber, corn meal, and flour.....	1916	700	1492
.....	Lumber and corn meal.....	1920	1493
.....	Dyed and preserved foliage for florists.....	1920	10,000	1494
.....	Corn meal.....	1880	1495
.....	Flour, meal, and millwork.....	1922	6,000	1496
E. C. Foy.....	Children's cribs, cradles, pens, etc.....	1903	14,400	1497
.....	Ice, flour, meal, feed.....	1914	1498

TABLE NO. 1—

No.	County	Postoffice	Factory	President
1499	Surry.....	Mt. Airy.....	Green Hill Flour and Grist Mill.....	R. H. Smither, Miller
1500	do.....	do.....	Lemmerman & Hoffman Gran. Co.*	Jno. A. Lemmerman
1501	do.....	do.....	Mount Airy Brick Works*	C. C. Midkiff.....
1502	do.....	do.....	Mount Airy Buggy and Auto Co.....
1503	do.....	do.....	Mount Airy News*	W. M. Johnson.....
1504	do.....	do.....	Pepsi-Cola Bottling Co.....	Geo. N. Slaughter, Owner.....
1505	do.....	do.....	J. E. Wilson Marble and Gran. Wks.
1506	do.....	Park Mountain	J. H. Isaacs*
1507	do.....	Pilot Mountain	Job Hiatt.....
1508	do.....	do.....	Piedmont Roller Mills.....	C. M. Bernard, Owr.
1509	do.....	do.....	Pilot Milling Co.....	Jas. T. Henley.....
1510	do.....	Pilot Mountain and Ararat.....	W. H. Reid.....
1511	do.....	Pilot Mountain	C. S. Walters.....
1512	do.....	Rusk.....	Snow Creek Roller Mills†	Cleve Dobbins.....
1513	do.....	Shoals.....	Shoals Mills.....	Ed. M. Martin, Owr.
1514	do.....	Siloam.....	W. A. Matthews & Son*
1515	do.....	State Road.....	J. A. Chipman.....
1516	Swain.....	Alarka.....	Alarka Lumber Co.....	Arthur Brooks.....
1517	do.....	Bryson City.....	Bryson City Pump Works.....	J. Shank.....
1518	do.....	Fontana.....	Kitchen Lumber Co.....	J. W. Kitchen.....
1519	do.....	Forney.....	Norwood Lumber Co.....	Jos. Keys.....
1520	do.....	Hewitts.....	N. C. Talc and Mining Co.....	F. R. Hewitt.....
1521	Transylvania.....	Brevard.....	Brevard Lumber Co.....	Frank Jenkins.....
1522	do.....	do.....	Brevard Mfg. Co.*.....	J. C. Shambon.....
1523	do.....	do.....	Brevard Steam Laundry.....	J. S. Bromfield, Owr.
1524	do.....	do.....	Phillipp's Bakery.....	Geo. Phillipp, Prop.
1525	do.....	Lake Toxaway.....	Moltz Lumber Co.....	J. Moltz.....
1526	do.....	Penrose.....	W. R. Kilpatrick.....
1527	do.....	do.....	W. J. McCrary's Sawmill*.....
1528	do.....	Pisgah Forest.....	Carr Lumber Co.*.....	Louis Carr.....
1529	do.....	Rosman.....	Toxaway Tanning Co.....	M. Dworetzky.....
1530	do.....	do.....	Rosman Tanning Extract Co.*.....	Jos. S. Silversteen.....
1531	do.....	do.....	Transylvania Tanning Co.....	Jos. S. Silversteen.....
1532	Tyrrell.....	Jerry.....	Jerry L. Swain.....
1533	Union.....	Marshville.....	Ashcraft Gin and Mill Co.....	H. Lee Ashcraft, Mgr.....
1534	do.....	do.....	G. B. Walters' Sawmill.....
1535	do.....	Monroe.....	Austin & Sikes.....	W. H. Austin, Mgr..
1536	do.....	do.....	J. C. Broome.....
1537	do.....	do.....	Efird Marble Works.....	J. E. Efird, Owner..
1538	do.....	do.....	Henderson Roller Mills Co.....	J. E. Henderson.....
1539	do.....	do.....	Monroe Bakery*.....	Jack Horney, Prop..
1540	do.....	do.....	Monroe Bottling Works*.....	J. T. Price.....
1541	do.....	do.....	Monroe Coca-Cola Bottling Co.*.....	T. W. Pinkerton.....
1542	do.....	do.....	Monroe Ice and Fuel Co.....	W. E. Cason.....
1543	do.....	do.....	Myers Lumber and Mfg. Co.....	J. H. Myers.....
1544	do.....	do.....	Southern Cotton Oil Co.....	C. G. Wilson.....
1545	do.....	Unionville.....	N. W. Carriker*.....
1546	do.....	Waxhaw.....	W. L. Belk Sons.....	W. L. Belk.....
1547	do.....	Wingate.....	Perry Mill Co.....	W. M. Perry.....

*Same as last report. †Custom grinding.

Continued.

Secretary	Articles Manufactured	Incorporated or Commenced Business	Capital Stock	No.
	Meal, flour, and lumber.....		\$ 10,000	1499
D. E. Hoffman.....	Granite for buildings and mausoleums.....	1910	125,000	1500
	Common brick.....	1912		1501
	Buggies, truck bodies, and carts.....	1895		1502
	Printing and publishing, job printing.....	1880	10,000	1503
	Soft drinks.....			1504
	Monuments and tombstones.....	1917	4,000	1505
	Meal, feed, and lumber.....	1912		1506
	Lumber.....	1894		1507
	Flour, meal, and feed.....			1508
W. P. Henley.....	Flour and corn meal (custom grinding).....	1920	22,500	1509
	Rough lumber.....	1906	8,000	1510
	Handles.....	1922	7,000	1511
	Flour and meal.....			1512
	Custom milling.....			1513
	Timber products.....		600	1514
	Rough and dressed lumber.....	1892	5,000	1515
Allen Brooks.....	Lumber.....	1915	200,000	1516
J. L. Shank.....	Columns, liquor logs, tubing, and planing lumber.....	1903	15,000	1517
C. F. Kitchen.....	Lumber.....	1919	100,000	1518
L. E. Hunter.....	Lumber.....	1910	155,000	1519
Wm. O. Soderquist.....	Crushed stone and talc, and lumber.....	1901	100,000	1520
	Sell building material.....	1911	10,000	1521
V. Fontaine.....	Shuttle-blocks.....	1918	10,000	1522
	Laundry work.....	1914		1523
	Baked goods.....	1909	10,000	1524
E. G. Moltz.....	Lumber.....	1917	90,000	1525
	Rough lumber.....	1923		1526
	Rough lumber.....	1907		1527
W. W. Croushorn.....	Lumber.....	1912	250,000	1528
Jos. M. Schain.....	Leather belting, butts, sole leather, etc.....	1902	1,000,000	1529
M. D. Dworetzky.....	Chestnut extract.....		89,000	1530
Jos. M. Schain.....	Leather belting, butts, sole leather, etc.....	1917	500,000	1531
	Lumber.....			1532
	Lumber and gin cotton.....	1917		1533
	Pine lumber.....			1534
	Repair engines, boilers, etc.....		2,000	1535
	Jars, jugs, pitchers, flower pots, etc.....	1860		1536
	Monuments.....	1902	5,000	1537
W. A. Henderson.....	Flour, meal, and feed.....	1901	48,800	1538
	Bakery products.....	1916	2,000	1539
	Soda water.....	1905	3,000	1540
	Coca-Cola and Orange Crush.....	1912	10,000	1541
J. W. Hines, Jr.....	Ice.....	1909	18,000	1542
M. B. Yandle.....	Building material in lumber.....	1920	17,000	1543
F. L. Palmér.....	Cottonseed products and fertilizer.....			1544
	Rough lumber, corn meal, and feed.....	1919		1545
E. K. Belk.....	Lumber.....		1,000	1546
J. L. Chancy.....	Lumber and cotton ginning.....	1906	1,500	1547

TABLE No. 1—

No.	County	Postoffice	Factory	President
1548	Union.....	Wingate.....	T. S. Ross.....
1549	Vance.....	Henderson.....	American Agricultural Chemical Co.	Geo. B. Burton.....
1550	do.....	do.....	Carolina Bagging Co.	W. S. Parker.....
1551	do.....	do.....	Corbitt Motor Truck Co.*.....	R. J. Corbitt.....
1552	do.....	do.....	Custom Sawmill.....	John H. Bullock, Prop.....
1553	do.....	do.....	B. F. Ellington.....
1554	do.....	do.....	Henderson Coca-Cola Bot. Co.*.....
1555	do.....	do.....	Henderson Damp Wash*.....
1556	do.....	do.....	Henderson Gran. and Marble Wks..	Partnership.....
1557	do.....	do.....	Henderson Ice and Cold Storage Co.	C. H. Turner.....
1558	do.....	do.....	Henderson Pepsi-Cola Bottling Co.	S. J. Lance, Mgr.....
1559	do.....	do.....	Home Builders Mfg. Co.....	W. M. Burwell.....
1560	do.....	do.....	Jones-Stone Printing Co.....	M. H. Stone.....
1561	do.....	do.....	M. N. Parrish's Tin Shop.....
1562	do.....	do.....	Royster Feed and Supply Co.....	J. S. Royster.....
1563	do.....	do.....	Vance Guano Works*.....	J. H. Brodie, Mgr.....
1564	do.....	do.....	Vance Mills*.....	C. V. Singleton.....
1565	do.....	do.....	Whitmore Bakery Co.....	H. J. Whitmore.....
1566	do.....	Kittrell.....	Buffalo Mills.....	J. B. Ellis, Owner.....
1567	do.....	do.....	R. K. Young*.....
1568	Wake.....	Apex.....	Apex Motor and Machine Co.....	L. J. Johnson.....
1569	do.....	do.....	A. J. Lynch.....
1570	do.....	Holly Springs	D. A. Baker.....
1571	do.....	Raleigh.....	W. C. Adkins*.....
1572	do.....	do.....	Baker-Thompson Lumber Co.*.....	B. W. Parker.....
1579	do.....	do.....	Bowden's Tin Shop.....	L. W. Bowden, Prop.....
1574	do.....	do.....	Bretsch's Bakery, Inc.†.....	Albert Bretsch.....
1575	do.....	Neuse, R. 3	B. I. Brogden.....
1576	do.....	Raleigh.....	California Fruit Store.....	Partnership.....
1577	do.....	do.....	Campbell-Warner Co.....	E. F. Warner, Part..
1578	do.....	do.....	Capital City Laundry.....	H. H. James.....
1579	do.....	do.....	Capital Printing Co.....
1580	do.....	do.....	Capudine Chemical Co.....	Henry T. Hicks.....
1581	do.....	do.....	Caraleigh Phosphate and Fert. Wks.	J. R. Chamberlain..
1582	do.....	do.....	Carolina Chero-Cola Bottling Co.*	P. H. Jeter.....
1583	do.....	do.....	Carolina Power and Light Co.*.....	B. S. Jernan.....
1584	do.....	do.....	Cascade Laundry Co.....	H. C. Howell.....
1585	do.....	do.....	Cherokee Brick Co.....	O. C. Kennedy.....
1586	do.....	do.....	Commercial Printing Co.....	J. W. Weaver.....
1587	do.....	do.....	W. C. Cram Machine Works*.....	W. C. Cram.....
1588	do.....	do.....	Edwards & Broughton Ptg. Co.....	Chas. Lee Smith.....
1589	do.....	do.....	Edwards' Mill*.....
1590	do.....	do.....	John W. Evans' Son.....
1591	do.....	do.....	A. Gomez.....
1592	do.....	do.....	The International Vegetable Oil Co.	P. R. Larmer.....
1593	do.....	do.....	Jones Bottling Works*.....	Harry E. Jones.....
1594	do.....	do.....	Mitchell Printing Co.....	Clarence E. Mitchell, Owner.....
1595	do.....	do.....	Motor Service Co.*.....	C. R. Boone.....
1596	do.....	do.....	Oak City Laundry.....	W. S. Dunn, Mgr.....
1597	do.....	do.....	Oldham & Worth, Inc.....	Howard White.....

*Same as last report. †Sold to Elektrik Maid Bakery.

Continued.

Secretary	Articles Manufactured	Incorporated or Commenced Business	Capital Stock	No.
.....	Lumber.....	1920	\$.....	1548
J. A. Starrett.....	Fertilizer.....	1913	25,000	1549
W. P. Ghalsou.....	Jute bagging.....	1908	405,000	1550
J. E. Hite.....	Motor trucks.....	1911	1,000,000	1551
.....	Rough lumber.....	1910	500	1552
.....	Blacksmith shop.....	1897	1553
E. T. Thomas, Mgr.....	Coca-Cola and soft drinks.....	1912	1554
Ernest J. Legion, Mgr.....	Damp wash.....	1922	1555
.....	Monuments.....	1919	2,500	1556
J. C. Skinner.....	Ice.....	1901	40,800	1557
.....	Carbonated beverages.....	1910	30,000	1558
F. L. Toepelman.....	Dressed lumber and building supplies.....	1917	8,000	1559
.....	Job printing.....	9,000	1560
.....	Furnace and stove pipes.....	1914	1,000	1561
H. J. Shanks.....	Corn meal.....	1924	6,000	1562
.....	Fertilizer.....	1563
.....	Flour and corn meal.....	1906	150,000	1564
J. Ed. Younce.....	Bread, cakes, and pastries.....	1912	3,500	1565
.....	Meal, flour, bran, etc.....	1874	1566
.....	Lumber, gin cotton.....	6,400	1567
J. D. Bailey.....	Auto repairs.....	1919	12,000	1568
.....	Sawing and dressing.....	1919	1569
.....	Lumber and laths, ginning cotton.....	1922	7,500	1570
.....	Sheet-metal work.....	3,500	1571
J. B. Mann.....	Sash, doors, and millwork.....	1905	1572
.....	Roofers, tin work.....	1917	1573
N. DeBoy.....	Bread, cakes, pies.....	1914	5,000	1574
.....	Lumber.....	1575
.....	Ice-cream.....	1900	1576
.....	Monuments and memorials.....	1577
L. M. Jones.....	Laundry.....	1918	10,000	1578
.....	Printing.....	1919	6,000	1579
Edwin Yates.....	Capudine, Capu-Sav.....	1904	100,000	1580
S. O. Izlar.....	Sulphuric acid, fertilizer.....	1892	200,000	1581
Dale S. Starbuck.....	Carbonated beverages.....	1920	58,300	1582
E. P. Summerson.....	Gas, electricity, and street railway.....	1908	1583
R. H. Harrison.....	Laundry service.....	1921	10,000	1584
J. F. Johnson.....	Common brick.....	1913	71,500	1585
C. L. Haynes.....	Job printing.....	42,000	1586
.....	Sawmills.....	1878	1587
W. Oliver Smith.....	Printing, binding, and engraving.....	1871	100,000	1588
.....	Corn meal.....	2,500	1589
.....	Spring wagons, repair and paint autos.....	1878	1590
.....	Monuments.....	1913	1591
T. E. Allen.....	Oil, meal, hulls, linters.....	1912	1,800,000	1592
.....	Soft drinks.....	1909	1593
.....	General printing and bookbinding.....	1911	1594
H. Roy Fishel.....	Auto service.....	1918	3,000	1595
.....	Laundry.....	1596
Hal V. Worth.....	Dressed lumber.....	1912	36,000	1597

TABLE No. 1—

No.	County	Postoffice	Factory	President
1598	Wake	Raleigh	Orgen Printing Co.	
1599	do.	do.	Pine State Creamery Co.	B. W. Kilgore.
1600	do.	do.	Powell & Powell, Inc.	T. C. Powell
1601	do.	do.	Raleigh Brick and Fuel Co.*	Howard White
1602	do.	do.	Raleigh Coca-Cola Bottling Co.	J. B. Harrison
1603	do.	do.	Raleigh Damp Wash Plant*	E. C. Stone
1604	do.	do.	Raleigh French Dry Cleaning Co.	H. Clarence Howell
1605	do.	do.	Raleigh Iron Works Co.	
1606	do.	do.	Raleigh Pepsi-Cola Bottling Co.	N. F. Turner
1607	do.	do.	Raleigh Roofing and Cornice Co.Inc.	J. E. Stevick
1608	do.	do.	C. B. Ray Harness Co.*	
1609	do.	do.	Republic Service Co.*	W. S. Boyd
1610	do.	do.	A. D. Royster & Bro., Inc.	Hallie L. Royster
1611	do.	do.	Sanitary Laundry	H. Clarence Howell, Owner
1612	do.	do.	Station Garage	
1613	do.	do.	Virginia-Carolina Chemical Co.	C. G. Wilson
1614	do.	do.	White Dairy Products Co.	Geo. L. H. White
1615	do.	do.	Yates Auto Service	Partnership
1616	do.	Raleigh, R. 3	Yates' Mill	
1617	do.	Wakefield	P. P. Pace*	
1618	do.	Wake Forest	J. L. Taylor*	
1619	do.	Wendell	Smiley Cure Co.	Sam V. Smiley, Owr.
1620	Warren	Elberon	J. L. & T. H. Aycock	
1621	do.	Littleton	I. A. Coleman	
1622	do.	do.	Howard Brothers*	
1623	do.	do.	S. D. King	Proprietor
1624	do.	do.	N. W. Warren's Ice Plant	
1625	do.	Warrenton	Warrenton Ice and Fuel Co.	J. C. Moore
1626	do.	do.	Edmund White†	
1627	do.	Warren Plains	Wilker's Mill	Leonard Wilker, Owr.
1628	do.	Wise	L. E. Hicks	
1629	Washington	Creswell	Peoples Milling Co.	G. A. Overton
1630	do.	Mackays	Mrs. N. J. Rhodes	
1631	do.	Plymouth	Clark Peanut Co.	W. H. Clark
1632	do.	do.	Hassell Brothers	
1633	do.	do.	The National Handle Co.	W. H. Cowdery
1634	do.	do.	Plymouth Brick Co.	Benson Jones
1635	do.	do.	T. L. Satterthwaite	
1636	do.	do.	Wilts Vencer Co.	W. J. Parrish
1637	Watauga	Amantha	Bingham Roller Mills	E. F. Bingham, Prop.
1638	do.	Boone	Boone Planing Mill	E. N. Hahn
1639	do.	Brookside	McGuire's Printing Office	W. H. McGuire, Owr.
1640	do.	Hopkins	E. W. Moretz	
1641	do.	Sands	Hosea Winebarger*	
1642	do.	Stony Fork	I. S. Green*	
1643	do.	Sugar Grove	Cornett's Grist Mill*	
1644	do.	do.	Cove Creek Coöp. Cheese Factory	W. F. Sherwood
1645	do.	Sweet Water	Farthington & Penry	
1646	do.	Yuma	Watson's Grist Mill*	J. J. & A. Watson
1647	do.	Zionville	John A. Beach	
1648	Wayne	Fremont	Fremont Oil Mill Co.	J. F. Hooks

*Same as last report. †Custom mill.

Continued.

Secretary	Articles Manufactured	Incorporated or Commenced Business	Capital Stock	No.
C. Whitaker.....	Job printing.....		\$.....	1598
C. D. Liske.....	Dairy products.....	1919	23,000	1599
R. H. Merritt.....	Ice.....	1912	92,500	1600
A. C. Thurman.....	Brick.....	1904	4,000	1601
D. T. Poindexter.....	Soft drinks.....	1903	51,000	1602
.....	Laundry work.....	1921	6,000	1603
J. E. Kennedy.....	Cleaning and dyeing.....	1921	16,000	1604
.....	Iron and brass castings.....	1825		1605
W. J. Richardson.....	Carbonated beverages.....	1906	25,000	1606
Mamie Alderson.....	Skylights, gutters, ventilators.....	1910	5,000	1607
.....	Harness and repairing.....	1899	4,000	1608
Mrs. W. S. Boyd.....	Repair autos and motor trucks.....	1919	4,000	1609
Wilbur H. Royster.....	Candy.....	1865		1610
.....	Laundry.....	1913		1611
.....	Auto repairs.....			1612
S. D. Crenshaw.....	Commercial fertilizers.....	1893		1613
J. E. White.....	Ice-cream.....	1920	30,000	1614
K. W. and T. C. Yates.....	Garage.....			1615
C. F. Gentry.....	Meal, flour, and wheat bran.....	1850		1616
.....	Lumber.....	1912		1617
.....	Auto repairing.....		7,500	1618
.....	Liniment and liver medicine.....	1895	1,000	1619
.....	Rough lumber.....	1909		1620
.....	Rough lumber.....	1916		1621
.....	Lumber.....	1908	20,000	1622
.....	Lumber.....	1903		1623
.....	Ice, carbonated beverages.....	1924	8,000	1624
E. A. Thorne.....	Ice.....	1924	15,000	1625
.....	Flour and meal.....			1626
.....	Rough lumber, ginning cotton, custom millwork.....	1908	8,000	1627
.....	Lumber.....			1628
A. W. Davenport.....	General milling.....	1920	5,000	1629
.....	Meal and gin cotton.....			1630
W. R. Hampton.....	Peanuts.....	1920	56,400	1631
.....	Bread, cakes, and pies.....	1914	500	1632
S. S. Chapin.....	Handles.....	1903	200,000	1633
D. S. Jones.....	Common building brick.....	1921	12,500	1634
.....	Cotton ginned.....	1903	2,000	1635
H. C. Parrish.....	Veneer, box shooks.....	1902	211,250	1636
.....	Meal, wheat and rye flour.....	1913	4,000	1637
F. M. Maltba.....	Building material.....	1922	20,000	1638
.....	Job printing.....	1905	500	1639
.....	Lumber and ties.....			1640
.....	Lumber, flour, meal.....		100	1641
.....	Meal and flour.....	1910	1,000	1642
.....	Lumber and ties.....			1643
D. C. Mast.....	Cheese.....	1914	889	1644
.....	Corn meal and lumber.....	1897	1,000	1645
.....	Grist mill.....	1918		1646
.....	Meal and custom sawing.....			1647
J. B. Lane.....	Cottonseed products and fertilizer mixers.....	1902	100,000	1648

TABLE No. 1—

No.	County	Postoffice	Factory	President
1649	Wayne.....	Goldsboro.....	Barnes-Harrell-Rawlings Co.....	W. D. Adams.....
1650	do.....	do.....	Bizzell Mill.....	
1651	do.....	do.....	Borden Brick and Tile Co.....	F. K. Borden, Jr.....
1652	do.....	do.....	Bro-mal-gine Co.....	W. E. Burden.....
1653	do.....	do.....	C. E. Croon*.....	
1654	do.....	do.....	Dewey Brothers, Inc.....	Geo. S. Dewey.....
1655	do.....	do.....	Empire Mfg. Co.....	A. H. Edgerton.....
1656	do.....	do.....	Enterprise-White Lumber Co.*.....	Nathan O'Berry.....
1657	do.....	do.....	Goldsboro Ice Co.....	Herman Weil.....
1658	do.....	do.....	A. T. Griffin Mfg. Co.....	J. L. Borden.....
1659	do.....	do.....	Howell Ginning Co.....	W. J. Howell.....
1660	do.....	do.....	J. R. Jeannette.....	
1661	do.....	do.....	Raleigh Pepsi-Cola Bottling Co.....	N. F. Turner.....
1662	do.....	do.....	Royall & Borden Mfg. Co.....	Geo. C. Royall.....
1663	do.....	do.....	Royall Ice-Cream Co.....	John O. Royall, Sr.....
1664	do.....	do.....	Southern Mfg. Co.*.....	Geo. Reyer, Mgr.....
1665	do.....	do.....	Utility Mfg. Co., Inc.....	J. L. Borden.....
1666	do.....	do.....	Virginia Lumber and Box Co.....	F. W. Nufer.....
1667	do.....	do.....	Wayne Agricultural Works, Inc.....	D. W. Davis.....
1668	do.....	Mount Olive.....	Z. V. Harrell.....	Z. V. Harrell, Treas.
1669	do.....	do.....	Mount Olive Mfg. Co.....	L. A. Bird.....
1670	do.....	do.....	Truckers Mfg. Co.....	S. L. Warren.....
1671	do.....	Seven Springs.....	Paschall's Sawmill.....	A. R. Paschall.....
1672	Wilkes.....	Buck.....	A. P. Minton's Sawmill*.....	
1673	do.....	Dehart.....	Harrell Brothers.....	
1674	do.....	do.....	J. W. Walker.....	
1675	do.....	Lovelace.....	D. A. Holleman*.....	
1676	do.....	do.....	G. E. Robinett.....	
1677	do.....	Moravian Falls.....	Moravian Power Co.....	S. S. Coachman.....
1678	do.....	New Castle.....	Wheat and Corn Mill.....	S. A. Mitchell.....
1679	do.....	Poors Knob.....	R. C. Meadows Mill Mfg. Co.....	F. C. Forester.....
1680	do.....	Reddies River.....	J. L. Whittington.....	
1681	do.....	Roaming River.....	C. H. Greenwood*.....	
1682	do.....	Ronda.....	Bridal Veil Canning Co.*.....	R. G. Parlier.....
1683	do.....	do.....	The Church Lumber Co.....	T. W. Church, Mgr.....
1684	do.....	do.....	Yadkin Valley Motor Co.....	R. L. Hickerson.....
1685	do.....	Springfield.....	Blevins' Mills.....	Geo. E. Blevins.....
1686	do.....	Traphill.....	Spicer Lumber Mill.....	James M. Spicer, Gen. Mgr.....
1687	do.....	Wilkesboro.....	The Kennedy Pottery.....	B. J. Kennedy, Owr.....
1688	do.....	do.....	G. W. & O. L. Palmer.....	
1689	do.....	Wilkesboro, R. 1.....	G. E. Pearson's Corn Mill.....*	
1690	do.....	No. Wilkesboro.....	Coca-Cola Bottling Co.....	W. A. McNiel.....
1691	do.....	do.....	Hustler Publishing Co.....	T. B. Finley, V.-P.....
1692	do.....	do.....	W. C. Meadows Mill Co.....	J. D. Moore.....
1693	do.....	do.....	New Williams Mill Co.....	E. G. Finley.....
1694	do.....	do.....	Remis Brothers.....	J. C. Remis.....
1695	do.....	do.....	Eli Sebastian.....	
1696	do.....	do.....	S. V. Tomlinson's Brick Yard.....	S. V. Tomlinson, Owner.....
1697	do.....	do.....	S. V. Tomlinson's Cannery.....	S. V. Tomlinson, Owner.....

*Same as last report.

Continued.

Secretary	Articles Manufactured	Incorporated or Commenced Business	Capital Stock	No.
W. L. Rawlings.....	Carbonated beverages.....	1921	\$ 120,000	1649
	Corn, flour.....			1650
T. A. Dewey.....	Brick.....	1911	288,000	1651
C. B. Miller.....	Bro-mal-gine medicine.....	1913	21,000	1652
	Barn flues.....			1653
A. W. Guffin.....	Iron castings, engines, locomotives, and sawmills.....	1884	50,000	1654
H. Weil.....	Lumber and veneer products.....	1910	350,000	1655
Bessie N. Clayton.....	Lumber.....	1887	726,400	1656
E. J. Jeffress.....	Ice.....	1888	67,200	1657
E. A. Griffin.....	Lumber.....	1905	50,000	1658
	Ginning cotton.....			1659
	Lumber.....	1905	1,000	1660
W. J. Richardson.....	Carbonated beverages.....	1914		1661
Geo. C. Royall, Jr.....	Mattresses, pillows, springs, cotton felts.....	1885	100,000	1662
	Ice-cream.....	1850		1663
	Men's shirts and ladies' skirts.....	1915		1664
E. H. Graham.....	Veneer shooks.....	1907	120,000	1665
J. J. DeVine.....	Lumber.....	1903	20,000	1666
J. A. Daughtery.....	One-horse plows, farm trucks, guano sowers, cotton planters.....	1888	36,000	1667
	Lumber.....	1907	1,000	1668
S. B. Taylor.....	Vegetable packages.....	1909	20,000	1669
H. C. Hatcher.....	Crates, barrels, baskets, gin cotton.....	1921	4,200	1670
B. G. Paschall.....	Rough lumber.....	1923	500	1671
	Lumber.....	1909	800	1672
	Rough lumber.....	1923		1673
	Rough lumber, corn meal.....	1910	600	1674
	Lumber.....		4,000	1675
	Lumber.....	1918		1676
J. T. Humphries.....	Electricity and handles.....	1914	40,000	1677
J. A. Williams.....	Flour and meal.....	1908	200	1678
R. C. Meadows.....	Corn mills.....	1918	15,000	1679
	Lumber.....			1680
	Flour, meal, and feedstuff.....	1910	10,000	1681
	Canning fruits and vegetables.....	1901	20,000	1682
	Lumber.....		25,000	1683
	Crating shooks.....	1912	10,000	1684
	Flour, meal, and feed.....	1908	2,000	1685
	Rough lumber.....		700	1686
	Stoneware and flower pots.....	1896	2,000	1687
	Lumber.....	1916	2,000	1688
	Meal and feed.....	1914		1689
C. O. McNiel.....	Bottled carbonated beverages.....	1919	15,000	1690
W. E. and R. B. Pharr.....	Newspaper and job work.....	1896	2,400	1691
R. F. Finley.....	Sawmills, grist mills, wood saws.....	1909	12,000	1692
R. G. Finley.....	Grist mills and wood saws.....	1914	12,000	1693
J. C. Remis.....	Tombstones and monuments.....	1895	5,000	1694
	Rough lumber.....	1912		1695
	Common brick.....	1917		1696
	Can fruits and vegetables.....	1912		1697

TABLE No. 1—

No.	County	Postoffice	Factory	President
1698	Wilkes.....	N. Wilkesboro....	J. M. Wellborn's Harness and Repair Shop.....	
1699	do.....	do.....	Wilkesboro Mfg. Co.....	J. G. Hackett.....
1700	do.....	do.....	Wilkesboro Tannery.....	Wm. B. Smoot.....
1701	do.....	do.....	Wyatt & Miller.....	
1702	Wilson.....	Stantonsburg.....	J. F. Coley's Sawmill*.....	
1703	do.....	do.....	Stantonsburg Lumber Co.†.....	S. H. Crocker.....
1704	do.....	Wilson.....	Barnes-Harrell Co.....	W. N. Harrell.....
1705	do.....	do.....	Barrett's Printing House*.....	J. E. Barrett.....
1706	do.....	do.....	Carolina Laundry.....	Asa Bishop.....
1707	do.....	do.....	Contentnea Guano Co.....	P. L. Woodard.....
1708	do.....	do.....	P. D. Gold Publishing Co.....	F. D. Swindell.....
1709	do.....	do.....	Hackney Brothers, Inc.....	George Hackney.....
1710	do.....	do.....	Wilson Dye Works.....	L. W. High, Owner.....
1711	Yadkin.....	Boonville.....	Boonville Flue Co.....	
1712	do.....	do.....	Woodhouse Brothers.....	
1713	do.....	Cycle.....	Longtown Mill*.....	
1714	do.....	do.....	J. F. Walker*.....	
1715	do.....	East Bend.....	East Bend Milling Co.....	H. M. Wilhelm, Miller.....
1716	do.....	do.....	D. G. Martin's Mill.....	
1717	do.....	East Bend, R. 1.....	Rockett & Hutchins.....	E. A. Hutchins, Mgr.....
1718	do.....	East Bend.....	A. L. Saylor.....	
1719	do.....	Hamptonville.....	Buck Shoal Roller Mill.....	G. T. White, Prop... ..
1720	do.....	do.....	Sloan & Seagrove*.....	
1721	do.....	Jonesville.....	Cummings Sawmill.....	T. C. Cumming, Owr.....
1722	do.....	Yadkinville.....	J. H. Hauser's Mill*.....	
1723	do.....	do.....	T. M. Hinshaw & Co.....	T. M. Hinshaw.....
1724	do.....	do.....	Yadkin Ripple.....	W. E. Rutledge, Owr.....
1725	do.....	do.....	Yadkin Valley Roller Mills*.....	Isaac Shore.....
1726	do.....	do.....	Yadkinville Buggy Co.....	W. G. Woolin.....
1727	Yancey.....	Burnsville.....	Burnsville Milling Co.....	W. M. English, Mgr.....
1728	do.....	do.....	Edwards Printing Co.....	V. L. Edwards, Mgr.....
1729	do.....	do.....	Western Carolina Lumber Co.....	Fred Arn.....
1730	do.....	Caroteen.....	I. MacEnglish.....	
1731	do.....	Micaville.....	Greyrock Feldspar Co.....	Edward Black, Owr.....
1732	do.....	do.....	Robert Stamey & Son*.....	
1733	do.....	Newdale.....	Fuller Mica Co.....	W. E. Richardson.....
1734	do.....	Pensacola.....	Carolina Spruce Co.*.....	
1735	do.....	do.....	W. R. Rice Milling Co.*.....	

*Same as last report. †Business owned by W. H. Applewhite Co.

Continued.

Secretary	Articles Manufactured	Incorporated or Commenced Business	Capital Stock	No.
W. L. Yates, Treas.	Harness, bridles, collars, and all strap work.....	1899	\$ 2,000	1698
A. A. Finley.....	Building material.....	1890	21,800	1699
T. C. Perry.....	Sole leather and tanning extract.....	1820	112,000	1700
.....	Meal, feed, and rough lumber.....	1919	800	1701
.....	Lumber.....	1702
W. R. Rodgers.....	Rough and dressed lumber.....	1910	44,800	1703
J. T. Barnes.....	Coca-Cola.....	1903	250,000	1704
.....	Job printing.....	1897	500	1705
A. E. Bishop.....	Laundering.....	1909	1706
Graham Woodard.....	Acid phosphate and mixed fertilizers.....	1907	28,000	1707
John D. Gold.....	Job printing.....	1867	18,400	1708
John N. Hackney.....	Buggies, truck bodies.....	1854	400,000	1709
.....	Cleaning and dyeing.....	1914	1710
.....	Tobacco flues.....	1915	1711
I. M. Woodhouse.....	Buggies and repair work.....	1881	3,000	1712
.....	Flour, meal, feedstuff.....	1911	1713
.....	Lumber.....	1714
.....	Flour, meal, and feed.....	1915	2,000	1715
.....	Corn meal and chops.....	1915	1716
.....	Flour, meal, and feed.....	1915	1717
.....	Rough lumber.....	1913	1718
.....	Flour and meal.....	1899	3,500	1719
.....	Flour, meal, and lumber.....	1720
.....	Rough lumber and cross-ties.....	1911	1721
.....	Meal and flour.....	1889	1722
S. T. Hinshaw.....	Flour and feed.....	1909	2,000	1723
.....	Newspaper and job printing.....	1892	1724
.....	Flour, meal, and chops.....	1892	6,000	1725
W. G. Woolin.....	Rough and finished lumber.....	1912	4,100	1726
.....	Meal, flour, and feed.....	1914	6,000	1727
.....	Job printing.....	1901	1728
J. L. Henderson.....	Lumber.....	1913	150,000	1729
.....	Lumber.....	1908	1730
.....	Mica.....	1731
.....	Lumber.....	5,000	1732
W. F. Deneen.....	Water-ground mica.....	1920	60,000	1733
.....	Lumber.....	1734
.....	Corn meal.....	1735

TABLE No. 2.—Showing Estimated Value of Plant, Yearly Output, and Pay Roll; Days in Operation; Power and Number of Employees; Working Hours and Number of Employees.

No.	Factory	Postoffice	Estimated Value of Plant	Estimated Yearly Output	Estimated Yearly Pay Roll	Number Days in Operation During Year	Power	Num-ber H. P.	Number Hours Work Constitute Days	Number Hours Work Constitute Weeks	Number Employees		
											Male	Female	Children
1	Hub Milling Co.	Akamahaw	\$ 10,000	\$ 14,000	\$ 1,040	125	water	40	10	60	2		
2	Alamance Lumber Co.	Burlington	75,000	250,000	24,000	300	electric.	99	10	55	20		
3	Burlington Coffin Co.	do.	100,000	250,000	36,000	288	electric.	75	9	49½	43	4	
4	Burlington Roller Cover Co.	do.	1,500	6,000	1,500	300	electric.		10	55	2		
5	Coca-Cola Bottling Co.	do.	30,000	30,000	4,000	313	electric.	20	10	60	5		
6	Hico Milling Co.	do.	30,000	150,000	15,000	300	electric.	107½	10	55	12	1	
7	Home Builders Supply Co.	do.	115,000	275,000	53,000	305	electric.	125	10	55	50		
8	Keystone Paper Box Co.	do.	30,000	100,000	15,000		electric.	7	11	55			
9	M. B. Lindsey Lumber Co.	do.	5,000	10,000	7,500	300	electric.		8	51	6	1	
10	Midway Lumber Co.*	do.	12,500	80,000	5,000	220	electric.	42½	9	49	3	1	
11	National Dye Works, Inc.	do.	175,000	350,000	116,000	293	electric.	60	10	55	72	62	134
12	Pepsi-Cola Bottling Co.*	do.	8,000	25,000	2,400	308	electric.	1	8	48	3		2
13	Riley-Huffman Motor Co.	do.	2,500	3,600	3,600	210	electric.	1½	10	60	3		3
14	Sharpe & Coble Milling Co.	Burlington, R. 7	9,000	5,000			water	30	10	60			
15	Spoon & Stafford	Burlington	8,000	10,000	3,600	270	w. and s.	30	10	60	6		
16	Standard Realty and Security Co.	do.	2,500	25,000	4,680	307	electric.	65	10	55	5		5
17	Sykes Fdy. and Machinery Co.	do.	20,000	50,000	10,000	225	electric.			48	15		15
18	Troy machine Works.	do.	300				electric.	3					1
19	Alamance Gleaner	Graham	3,000		1,200	312	oil eng.	2½	10	58	3		3
20	Chero-Cola Bottling Co.	do.	12,000	25,000	5,000	273	electric.	7	10	60	5		5
21	Graham Milling Co.	do.	35,000	100,000	6,000	200	electric.	50	10	57	4		4
22	D. M. Johnson's Mill and Feed Store.	do.	4,000	2,500	720	115	motor	15	10	60	1		1
23	Scott-Mebane Mfg. Co.*	do.	30,000	225,000	32,000	300	electric.	15	55	55	5	74	79
24	Mebane Bedding Co.	Mebane	80,000	300,000	50,000	240	electric.	74	10	55	50	5	55
25	Mebane Milling Co.	do.	50,000	15,000	8,500	250	electric.	120	10	55	7		7
26	Trolinger & Montgomery Brick Plant	do.	20,000	31,250	7,634	83	electric.	75	10	55	38		38
27	Mebane Lumber Co.	do.	10,000	100,000	8,000	300	electric.	15	10	55	7		7

MISCELLANEOUS FACTORIES

28	Deal Tanning Co.*	Dealville	2,500	20,000	3,000	300	steam	25	10	55	6	6
29	Hiddenite Milling Co.*	Hiddenite	9,000				ker.	25				
30	J. P. Duncan Mills	Taylorville	2,800	5,000	200	200	water	20	10	60		2
31	Taylorville Milling Co.	do.	7,500		1,700	275	electric.				2	15
32	J. M. Warren	do.	1,500	8,000	7,000	200	steam	20	10	40	15	1
33	C. L. Hash	Piney Creek	3,000	1,200	1,200	300	water	7	10	52	1	
34	Piney Creek Cheese Co.	do.	1,200				steam	6				
35	The Marvel Milling Co.	Sparta	5,000	1,000	450	200	water	30	9	60	1	1
36	Richardson Mfg. Co.	do.	10,000	15,000	3,300	293	water			57	6	8
37	Sparta Roller Mills	do.	5,000	1,000	480	313	water	35	10	52	1	1
38	Twin Oaks Cheese Co.	do.	900	2,000	300	30	steam	2½	8		1	1
39	Whitehead Mills†	Whitehead	1,000		312	water	8				1	1
40	Ansonville Ice Co.	Ansonville	6,000	3,293	2,000	150	steam	25	12	72	4	4
41	Fred Carpenter	do.	300	200	100	150		25	10	40	4	4
42	T. B. Dunlap	do.	10,000	30,000	10,000	200	steam	80	10	55	25	25
43	Springer & Howell*	do.	800	4,000	100	100	steam	20	10	55	15	15
44	G. E. VonCannon	do.	1,000	8,000	1,000	200	steam	25	10	30	12	12
45	H. J. Griggs' Gin	Chesterfield, S. C.	900	1,137	600	150	steam	10	10	55	3	3
46	John Walker Lumber Co.	Morven	8,000	100,000	5,000	200	steam	70	10	60	11	11
47	W. P. Broome & Son	Peachland	30,000	200,000	25,000	275	steam	130	10	55	50	50
48	Diggs' Corn Mill	do.	200				gas. eng.	12	10	60		
49	Mullis Sawmill	do.	2,000									
50	A. A. Nance	do.	1,200	7,500	2,500	100	steam	20	10	55	10	10
51	S. H. Allen's Sawmill*	Polkton	500	3,000	1,500	50	steam	12½	10	55	10	10
52	Combined Mills	Wadesboro	3,000	25,000	2,400	300	electric.	35	10	60	1	1
53	Coxe-Bennett Lumber Co.	Wadesboro	10,000	200,000	10,000	150	steam	100	10	55	14	15
54	D. S. Dennis	Wadesboro, R. 1	1,000		4,800	200	steam	30	10	55	15	15
55	Ruby Lumber Co., Inc.	Wadesboro	3,200	80,000	6,000	275	steam	100	10	55	11	11
56	The Southern Cotton Oil Co.	do.	32,500	286,000	20,840	160	electric.	375			48	48
57	Virginia-Carolina Chemical Co.	do.		96,000	10,300	313	electric.	150	10		14	14
58	Wadesboro Coca-Cola Bottling Co.	do.	10,000	30,000	5,000	310	electric.	9½	10	60	3	3
59	Wadesboro Ice Co.	do.	25,000	15,000	4,500	120	electric.	75	24	168	12	12
60	Bare's Corn Mill*	Wagoner	500	2,240		52	water	6				
61	Pine Hill Grist Mill	Apy	300				gas. eng.		4			
62	Campbell & Trivet	Beaver Creek	1,000	12,000	5,000	100	steam	15	10	60	12	12
63	Barr & King*	Bina	500	250	52	oil eng.		6	10			6
64	Mill Creek Mill*	Clifton	200	2,000	104	water		8	8		1	1

*Same as last report. †Custom mill.

MISCELLANEOUS FACTORIES

93	Woodside Lumber Co.	do.	10,000	60,000	16,000	245	steam.	80	10	55	25	25
94	Pantego Gins	Pantego	5,000	800	70	oil eng.	35	10	5	5	5	5
95	G. V. & W. M. Boyd	Pinetown	500	200	60	15	steam.	20	10	2	2	2
96	John H. Oden	do.	8,000	12,500	100	100	steam.	120	10	10	10	10
97	Royal Gin Co.	Royal	3,600	1,350	1,350	1,350	steam.	30	10	58	6	6
98	Carolina Laundry	Washington	4,000	14,000	6,000	6,000	steam.	20	10	60	4	7
99	Coca-Cola Bottling Co.	do.	15,000	55,000	8,000	150	electric.	8 ³	8	48	7	7
100	Crystal Ice and Coal Co.	do.	90,000	65,000	13,000	250	electric.	200	24	22	22	22
101	Eureka Lumber Co.	do.	20,000	400,000	20,000	275	steam.	610	10	60	200	200
102	Jonathan Havens	do.	200,000	150,000	365	steam.	200	12	72	16	16	16
103	Havens Oil Co.	do.	250,000	350	350	steam.	250	24	75	2	77	77
104	Moss Planing Mill	do.	10,000	200,000	300	steam.	300	80	10	60	19	20
105	Pamlico Brick and Tile Co.*	do.	75,000	20,000	175	steam.	100	10	35	35	35	35
106	Pamlico Chemical Co.	do.	47,645	50,000	29,303	275	electric.	125	10	55	35	35
107	Pamlico Printing Co.*	do.	1,000	10,000	300	electric	1	8	48	25	26	26
108	Phillips Fertilizer Co.	do.	8,000	200,000	15,000	200	electric.	30	10	60	70	70
109	Saunders & Co.	do.	20,000	100,000	140,000	250	steam.	150	10	60	70	70
110	Virginia-Carolina Chemical Co.	do.	20,000	289,000	21,500	313	electric.	131	10	55	20	20
111	Washington Gas Co.	do.	13,218	34,319	11,600	365	steam.	60	10	60	5	6
112	M. G. Waters	do.	35,000	200,000	75,000	275	steam.	400	10	60	50	50
113	Willis Baking Co.	do.	3,000	12,000	4,000	320	electric.	3	1	3	1	5
114	Aulander Brick Co.	Aulander	20,000	35,000	18,750	250	steam.	100	10	30	30	30
115	J. D. Francis*	do.	4,000	2,500	1,000	100	steam.	40	10	50	5	7
116	Bertie Motor Co.*	Colerain	8,000	10,000	5,000	310	gas. eng.	6	9	54	5	5
117	L. O. Wynn's Sawmill and Planing Mill	do.	1,000	2,500	800	60	steam.	25	12	2	2	2
118	Chero-Cola Bottling Works	Kelford	10,000	20,000	6,000	280	gas eng.	4	10	60	6	6
119	Kelford Coca-Cola Bottling Co.	do.	50,000	60,000	10,500	300	gas. eng.	15	10	60	8	8
120	Parler's Wagon Shop	do.	6,750	5,000	1,200	312	gas. eng.	14	10	60	3	3
121	The Columbian Peanut Co.	Lewiston	2,000	25,000	80	80	steam.	50	10	60	12	30
122	W. R. Smith	Merry Hill	2,000	1,000	500	500	steam.	30	10	7	7	7
123	Cowan-Taylor Co.	Powellsville	10,000	3,000	175	steam.	8	10	55	10	10	10
124	C. R. Overton	do.	1,000	2,000	900	900	gas. eng.	1	1	1	1	2
125	E. S. Dail's Shop	Windsor	7,500	10,000	4,000	306	electric.	10	10	60	5	5
126	Gatling Mfg. Co.	do.	15,000	60,000	50,000	240	steam.	80	10	60	90	90
127	Pleasant Oak Mills Co.	do.	2,000	1,000	500	150	steam.	35	10	60	10	10
128	U. S. Morris & Bro.	Woodville	15,000	25,000	7,200	200	steam.	75	10	12	12	12
129	A. M. Chance*	Abbotsburg	800	4,000	1,200	200	steam.	10	10	50	7	7

*Same as last report. †Custom mill.

TABLE No. 2—Continued.

No.	Factory	Postoffice	Estimated Value of Plant	Estimated Value of Yearly Output	Estimated Yearly Pay Roll	Number Days in Operation During Year	Power	Number H. P.	Number Hours Constitute Day's Work	Number Hours Constitute Week's Work	Number Employees				
											Male	Female	Children	Total	
130	Bridges Corporation.....	Bladenboro.....	\$ 50,000	\$ 150,000	\$ 12,500	160	electric	400	12	55	18				18
131	Bryan & Sikes Sawmill*	do.....	1,100	5,000	3,000	85	steam	20	10		13				13
132	Elizabethtown Lumber Co.....	Clarkton.....	30,000	200,000		240	steam	185	11	52	30				30
133	Hammer Lumber Co.*	do.....	25,000	125,000	15,000	275	steam	40	10	60	14	1			15
134	E. S. Parsons Lumber Co.*	do.....	5,000	25,000	3,000	200	steam	75	10		8				8
135	B. J. Sanderlin*	Council.....	3,000	12,000	7,500		steam	40	10		15				15
136	Southern Planing Co.....	do.....	3,000		6,000		steam	50	10		15				15
137	J. G. & G. C. Coble.....	Parkersburg, R. 2													
138	Evans' Mill*	Richardson.....	1,500	18,000	7,200	240	steam	40	10	55	16				16
139	Strickland & Chason.....	White Oak.....	1,000	7,500	1,325	100	steam	25	10	60					
140	Long Brothers*	Brunswick.....													
141	J. H. Mitchell.....	Delco.....	1,000	1,400	800	175	steam	25	10		15				15
142	Ocean Sea Food and Canning Co.....	Southport.....	15,000	50,000	12,500	100	steam	100			80	100			180
143	Southport Fish Scrap and Oil Co.....	do.....	125,000	100,000	90,000	120	s. & g. e.	1,000	9	54	125				125
144	St. Philip, Cape Fear Riv. Fish. Prod.	Wilmington	1,000,000	200,000	25,000	120	steam		10		200				200
145	Alexander Mills.....	Alexander.....	15,000				water	50		48					
146	The Asheville Baking Co.....	Asheville.....	150,000	175,000	23,949	365	electric	30	10	60	22	2			24
147	Asheville Harness Co.....	do.....	25,000	120,000	17,000	300	electric	8	10	59½	18	2			20
148	Asheville Packing Co.....	do.....	40,000	175,000	17,000	303	w. and e.	60	9	54	7	3			10
149	Asheville Printing and Eng. Co.....	do.....	10,000	25,000	9,000	310	electric	3	8	48	4	2			6
150	Asheville Supply and Fdy. Co.....	do.....	212,000		8,000		electric		9	53	60	2			62
151	J. A. Baker Packing Co.....	do.....	175,000	750,000	31,200	261	electric	45	8	48	14				14
152	Richard P. Bear & Co.....	do.....													
153	Biltmore Industries*	do.....	50,000	225,000	35,000	300	electric	10	10	56	30	12			2
154	Biltmore Wheat-Hearts Co.....	do.....	12,000			300			8	44	1	1			2
155	Blue Ridge Lime Co.....	do.....	50,000	140,000	60,000	310	steam	80	10	60	75	1			76
156	Candy Kitchen*	do.....	5,000	9,000	2,700	365	electric	2	10	60	2	1			3
157	Carolina Creamery Co.....	do.....	200,000	750,000	60,000	366	electric	150	9	56	50				50

MISCELLANEOUS FACTORIES

158	Carolina Machinery Co.	do.	85,000	110,000	4,800	electric.	30	8	48	26	2	28
159	Champton Chemical Co.	do.	2,000	85,000	135	electric.	5	9	49½	3		3
160	Chero-Cola Bottling Co.	do.	50,000	100,000	300	electric.	35	9	54	15	1	16
161	Clinchfield Lime Co.	do.	150,000	100,000	50,000	steam.	100	10	60	60		60
162	Club Cafe and Candy Kitchen.	do.	3,000	4,500	3,336	hand.		8	48	2	1	3
163	Coca-Cola Bottling Co. of Asheville.	do.	9,500	170,000	6,300	electric.	50	9	53	9		9
164	Commercial Service Co.	do.		55,000	32,000	312		9	54	17	3	20
165	Florida Piedmont Directory Co.	do.		20,000	7,000	300		9	53	3	1	4
166	French Pastry Shop.	do.	5,000	28,000	7,800	310	electric.	2	9	54	4	9
167	Georgis Tale Co.*	do.	14,000		7,800	30	gas.	9	10	60	4	4
168	Gennett Lumber Co.	do.						10	60			
169	Groves Printing Co.	do.	5,000	4,500		electric.	1½					
170	Harris Rees' Sons.	do.	350,000		250,000	308	e. and s.	9	54	230	1	231
171	Harris Printing Co.	do.	1,500	2,000		313	electric.	3	8	44	1	1
172	The Inland Press.	do.	52,000	100,000	35,000	310	electric.	10	8	48	20	6
173	T. P. Johnson & Co.	do.	19,500	52,004	18,721	280	hand.	8	44	15		15
174	William W. Jones.	do.	15,000	72,000	23,240	300	steam.	75	9	54	18	18
175	McRary & Son.	do.	55,000	80,000	27,000	310	electric.	44	9	53	26	1
176	Manhattan Laundry, Inc.	do.	35,000	60,000	26,000	305	electric.	25	9	25	10	35
177	Miller Press.	do.	60,000	100,000	12,000	312	electric.	15	8	48	20	6
178	Mountain City Steam Laundry, Inc.	do.	40,000	100,000	35,000	310	s. and e.	150	10	60	20	58
179	National Casket Co.	do.	37,500	500,000	100,000	300	electric.	675	9	54	70	10
180	Piedmont Directory Co.	do.	10,000	60,000	30,000	312			9	53	12	10
181	Poole & Co., Inc.	do.	90,000			315			8	48	25	10
182	Quality Bakery	do.	20,000	80,000	17,000		electric.	5	9	60	12	5
183	Sanitary Laundry	do.	5,000				electric.	1½	9	54	1	5
184	J. B. Shope.	do.	4,000	8,000	3,500	310	electric.	9	54	3		6
185	Storage Supply Co.	do.	150,000	12,000	5,000	310	electric.	9	54	3		3
186	Swannanoa Laundry.	do.	20,000	130,000	28,000	365	steam.	360	8	56	15	15
187	Whiteside Printing Co.	do.	20,000	150,000	60,000	309	electric.	50	9	54	20	100
188	Williams-Brownell Planing Mill.	do.	8,000	10,000	2,500	308	electric.	3	8	48	3	3
189	Woodard Lumber Co.*	do.	50,000	225,000	310	steam.	200	10	55	35		35
190	Azalea Woodworking Co.	do.	9,000	77,000	41,087	200	steam.	60	10	60	29	1
191	Azalea Woodworking Co.	Azalea	70,000	325,000	50,000	300	steam.	250	10	55	45	45
192	Mrs. S. E. Greenwood*	Barnardsville	2,300	2,500	213	213	water.	45	10	1		
193	J. B. Howell.	do.										
193	Asheville Mica Co.	Biltmore.	32,000	400,000	55,000	307	hydro-e.	130	8½	51	15	100
194	The Pelstone Co.	do.	16,744	10,521	9,638	300	electric.	10	8	48	10	10

*Same as last report.

TABLE No. 2—Continued.

No.	Factory	Postoffice	Estimated Value of Plant	Estimated Value of Yearly Output	Estimated Yearly Pay Roll	Number Days in Operation During Year	Power	Number Days' Work	Number Hours' Work	Number Employees		
										Male	Female	Children
195	William Penland.....	Candler.....	\$ 300	\$	\$ 500	310	gas. eng.	10	60	2	1	3
196	Peoples Roller Mills*	do.....										
197	J. C. Waters.....	do.....										
198	Leicester Roller Mills.....	Leicester.....	20,000	50,000	2,316	312	electric.	10	60	3		3
199	J. S. & C. S. Ball.....	Stocksville.....	1,000									
200	Reighard Lumber Co.....	Swannanoa.....	5,000	250,000	20,000	287	steam	10	55	25		25
201	Reems Creek Milling Co.....	Weaverlyville.....	12,000	10,000	1,700	290	water	22	9	54	2	2
202	Weaverly Mills.....	do.....	8,000	10,000	1,800	200	water	20	10	60	2	2
203	W. L. Hudson.....	Connelly Springs.....	600	3,000	1,500	60	steam	20	10	50	8	8
204	J. J. Jasamine*	do.....	1,485	9,450	1,485	200	steam	15	10	60	6	6
205	McGalliard Falls Roller Mills.....	do.....	2,000				water	40		1		1
206	Glen Alpine Milling Co.....	Glen Alpine.....	10,000		1,500		electric	40	10	60	1	2
207	Fred Fuit.....	Jonas Ridge.....	700		4,000	90	steam	12	10	60	7	7
208	Burke Tannery.....	Morganton.....	304,600	3,120,000	257,350	304	s. and e.	999	9	54	191	191
209	J. P. Bumgarner.....	do.....	5,000	4,000	2,000	50	steam	20	10	60	20	40
210	Carwell & Smith.....	Morganton, R. 4.....	1,000	1,000	600	25	steam	15	10	55	8	8
211	Duckworth Brick Co.....	Morganton.....	1,500	10,000	5,870	100	steam	25	10	60	15	15
212	Waldensian Bakery.....	Valdese.....	15,000	50,000	10,000	313	electric	15	10	60	10	11
213	Waldensian Paper Co.....	do.....	11,000	18,000	5,500	280	electric	5	8	48	4	10
214	Blume's Machine Shop.....	Concord.....	200			300	electric	3	8		2	2
215	Carolina Bottling Co.....	do.....	20,000	75,000	12,000	300	electric	8	48	9		9
216	Concord Foundry.....	do.....	10,000	6,000	2,000	300	electric	7	8	48	3	3
217	Concord Job Printing Co.....	do.....	28,507	8,000	1,738	300	electric	1	54	2	2	2
218	Concord and Kannapolis Gas Co.....	do.....	95,000	48,000	12,000	365	e. and s.	12	84	9		9
219	Concord Steam Bakery.....	do.....	10,000	52,594	7,514	311	electric	11	10	60	11	12
220	Concord Steam Laundry.....	do.....	10,000	25,000	12,000	276	electric	20	10	55	10	22
221	Kerr Bleaching and Finishing Works.....	do.....				265	electric	350	10	53	75	30
222	Model Flour Mills Co.*.....	do.....					electric	60	10	60	4	4

MISCELLANEOUS FACTORIES

223	National Lumber Co.	do.	25,000	300,000	15,000	90	electric.	125	14	55	14	14
224	Poplar Tent Ginning and Imp. Co.	do.	3,000	100,000	800	90	steam.	40	10	55	3	3
225	A. B. Pounds.	do.	90,000	16,500	7,323	200	electric.	110	12	84	7	7
226	The Southern Cotton Oil Co.	do.	25,000	247,000	15,794	145	steam.	300	40	37	37	37
227	Harrisburg Improvement Co.	Harrisburg.	6,000	3,000	1,000	200	steam.	40	10	4	4	4
228	A. R. Mills' Repair Shop.	do.	1,000	500	300	300	steam.	20	10	60	2	2
229	A. P. Widenhouse.	Midland.	4,000	35,000	3,000	240	steam.	35	10	55	5	5
230	J. F. C. Miller	Mount Pleasant.	1,100	3,500	3,500	120	electric.	120	10	55	5	5
231	T. J. Moore.	Colletsville.					water	10	10	1	1	1
232	J. M. Bradshaw*	Finley.	800	25,000		10	steam.	10	10	4	4	4
233	Little Corn Mill.	Globe.	1,000	100	50	12	water	12	10	1	1	1
234	Granite Bottling works.	Granite Falls.	10,000	12,000	2,000	300	electric.	33	8	48	4	4
235	Granite Falls Milling Co.*	do.	34,785	38,912	300	300	steam.	50	10	55	2	2
236	Granite Lumber Co.	do.	12,000	40,000	15,000	250	steam.	75	10	55	20	20
237	Liberty Shirt Mills*	do.	15,000	100,000	15,000	73	electric.	10	9	4	20	24
238	Kings Creek Roller Mill*	Kings Creek.	12,550	15,000			water	10				
239	Patterson School Shop.	Legerwood.	2,000	1,000	500	100	electric.	25	10	60	2	2
240	W. C. Brannon*	Lenoir.	2,800	5,000	1,140	312		8	48	2	2	2
241	R. A. Brown*	do.	237	1,350	430	45	steam	12	10	55	6	6
242	C. H. Holloway*	do.	325	1,500	480	20	steam.	12	10	60	4	4
243	Hudson Veneer Co.	do.	30,000	75,000	23,000	300	steam.	60	10	55	25	25
244	Kincaid & Clay	do.	1,200	12,000	2,000	150	steam.	15	10	60	7	7
245	Lenoir Mills	do.	30,000	180,000	8,836	300	electric.	75	9	52½	6	6
246	Lenoir Veneer Co.	do.	20,000	50,000	15,000	300	steam.	55	10	58	20	20
247	Mint-Cola Bottling Co.	do.	10,000	12,500	2,580	280	electric.	5	10	60	3	3
248	Powell Brothers.	do.	10,000	10,000	6,000	100	ker.	30	10	55	15	15
249	Puett Mill	do.	2,000				electric.	10	10	1	1	1
250	Reins Brothers.	do.	3,000	1,200	1,000	340		10	55	1	1	1
251	Tuttle's Roller Mills	Lenoir, R. 5.	10,000	3,000	910	300	w., oil e.	25	10	60	1	1
252	W. B. Estes.	Upton.					steam.	50	12	84	6	6
253	Beaufort Ice Co.	Beaufort.	12,000	27,511	6,959	300	steam.	2½	8	48	2	1
254	Beaufort Machine Shop.	do.	4,000	4,839	3,000	310	electric.	5	8	48	4	1
255	Beaufort News.	do.	10,000	302,000	4,836	239	steam.	500	10	60	200	200
256	Carteret Lumber Co.	do.	325,000	10,000	2,236	300	steam.	60	10	2	2	2
257	C. A. Clawson.	do.	100,000	4,500	13,000	100	electric.	8	44	5	3	3
258	Dey's Fish Factory.	do.	5,000	65,000			steam.					
259	Southgate Packing Co.	do.					electric.					

*Same as last report.

TABLE No. 2—Continued.

No.	Factory	Postoffice	Estimated Value of Plant	Estimated Value of Yearly Output	Estimated Yearly Pay Roll	Number Days in Operation During Year	Power	Number H. P.	Number Hours Work Constitute Days	Number Hours Work Constitute Weeks	Number Employees			
											Male	Female	Children	Total
260	Bell-Wallace Co. *	Morehead City	\$ 10,000	\$	\$ 6,500		electric.	15	10		10			10
261	The B. W. Laundry Co. *	do					s. and e.	2	6		2	4		6
262	Carter Ice, Trains, and Storage Co.	do	60,000	21,600	8,000		steam.	180	24	144	144	5		5
263	Morehead Coca-Cola Bottling Co.	do	47,500	58,408	11,500	301	motor	36	10	55	55	9		9
264	Morehead City Mfg. Co.	do		25,000	6,500	275	steam.	60	10	59	59	1		12
265	Nelson Machine Works	do	1,660											
266	Newport Fisheries Co.	do	61,893	30,000	3,000	90	steam.		12	72	72	15		15
267	Portsmouth Fisheries Co.	do	75,000	70,000	15,000	90	steam.		10	55	55	25		25
268	Smryna Factory *	do	15,000	8,500	1,500	90	steam.	50				15		15
269	C. H. Wade *	do												
270	Wallace Fisheries Co.	do	50,000	75,000	15,000	90	steam.	100	10	55	55	20		20
271	Willis Marine Railways	do	5,000	1,000			electric.		10			1		1
272	Woodland & Co.	do	160,000	430,000	75,000	300	steam.	200	10	60	60	†		28
273	Eubanks Lumber Co. *	Newport		15,000	15,000	275	steam.	325	10			28		
274	Mann's Repair Shop *	do	1,000			300	gas.	4				4		
275	Taylor Fish Scrap Factory *	do	25,000					80	9	50	50	26		26
276	Beaufort Fish Scrap and Oil Co. †	New Bern.	250,000	130,000	40,000	120	steam.		10	55	55	110		110
277	Hurdle's Factory	Milton	1,000	500	200	60	hand.		10			2		2
278	Long's Mill	do	800				water					1		1
279	Eureka Roller Mills *	Catawba, R. 2	15,000	9,000	800	250	water	35	10	60	60	1		1
280	A. Martin	Catawba	800	2,000	2,000	200	steam.	15	10	55	55	5		5
281	J. Boliek Sons Co.	Conover	60,000	40,000	7,500	291	electric.		14	10	55	17		17
282	Hickory Handle and Mfg. Co.	do	45,000	200,000	45,000	300	steam.	200	10	55	55	66		66
283	Spring Steel Wheel Co.	do	1,000	100		3	motor	3	8			2		2
284	Warlong Glove Mfg. Co.	do	40,000	250,000	40,000	300	electric.	15	10	55	55	16	59	79
285	City Steam Bakery	Hickory	7,000	31,000	3,400	5	electric.	5	10	60	60	4		4
286	Clay Printing Co.	do	38,000	20,000	26,000	310	electric.	20	8	50	50	14		18
287	Coca-Cola Bottling Co.	do	20,000				electric.	40	10			10		10

MISCELLANEOUS FACTORIES

288	Hickory Auto Corporation*	do.	10,000	5,500	312	electric.	10	60	8	8
289	Hickory Collar Co.	do.	25,000	5,500	300	electric.	11½	10	55	8
290	Hickory Flour Mill	do.	30,000	5,000	300	electric.	40	10	60	3
291	Hickory Foundry and Machine Co.	do.	10,000	20,000	312	electric.	7½	10	60	7
292	Hickory Harness Co.	do.	12,000	4,500	296	electric.	3	10	60	4
293	Hickory Ice and Coal Co.	do.	50,000	15,000	10,000	steam	150	12	72	16
294	Hickory Mfg. Co.	do.	35,000	110,000	290	steam	100	10	55	38
295	Hickory Marble and Granite Co.	do.	1,500	5,000		hand.		8	52	
296	Hickory Novelty Co.	do.	10,000	100,000	312	steam		10	55	28
297	Hickory Overall Co.	do.	50,000	175,000	240	electric.	10	8	44	3
298	Hickory Printing Co.	do.	5,000	10,000	310	electric.	1	8½	48	3
299	Hickory Steam Laundry	do.	9,117	33,000	260	steam	40	9	5	8
300	Hilton Pottery Co.	do.	500	4,700	3,600	oil eng.	6	10	55	5
301	Hutton & Bourbonnais.	do.	45,000	375,000	290	steam	250	10	55	90
302	T. B. Ingold*	do.	1,230	2,756	600	electric.	2	10	60	1
303	Link Ice and Coal Co.	do.	20,000	9,000	200	electric.	45	12	4	4
304	Nu-Grape Bottling Co.*	do.				electric.	10	10	5	5
305	Pepsi-Cola Bottling Co.*	do.	7,000	15,000	300	electric.		10	55	3
306	L. W. Poovey	do.	500	500,000	120	steam	15	10	24	9
307	Propst Brothers*	do.	1,500	2,000	500	steam	15	10	40	12
308	Standard Canner Co.	do.	100		20	gas. eng.	1½		3	3
309	L. S. Caldwell & Son*	Maiden.	2,000		60	steam	100	10	55	5
310	M. O. Gilleland	do.	5,000			steam	16	10	50	10
311	G. W. Keener*	do.	80,000			steam	10	55	7	7
312	Maiden Chair Co.	do.	80,000	160,000	290	steam	80	10	60	60
313	Carolina Glove Co.	Newton.	25,000	144,000	229	electric.	34	10	55	15
314	Fiber Mfg. Co.	do.	50,000	100,000	120	electric.	50	10	60	15
315	Lime-Cola Bottling Co.	do.	45,000	12,000	5,000	275	3	10	60	3
316	Newton Glove Mfg. Co.	do.	29,500	179,000	248	electric.	40	10	55	20
317	Newton Ice and Fuel Co.	do.	75,000	150,000	120	electric.	67	10	60	9
318	Newton Oil and Fertilizer Co.	do.	30,000	22,500	10,000	electric.	210	12	60	6
319	Newton Roller Mills	do.	40,000	100,000	250	electric	65	12	3	3
320	Old Jugtown Pottery	Newton, R. 1			300			8	44	23
321	Setzer Lumber Co.	Newton	3,000	3,000	100	oil eng.	20	10	55	5
322	South Fork Roller Mills	do	200	600	150	hand.	8	30	1	3
323	Catawba Pottery	Vale, R. 4.			100	steam	25	10	60	5
324	W. F. Sizemore	Bear Creek								

*Same as last report. †Piece work. ‡Factory at Beaufort.

TABLE No. 2.—Continued.

No.	Factory	Postoffice	Estimated Value of Plant	Estimated Value of Yearly Output	Estimated Yearly Pay Roll	Number Days in Operation During Year	Power	Number Hours Work Constituted Days	Number Hours Work Constituted Weeks	Number Employees			
										Male	Female	Children	Total
325	E. P. Spoon*	Bear Creek.....	\$ 1,000	\$ 6,000	\$ 2,500	100	steam.....	15	10				
326	W. C. Brewer	Bennett.....	5,000				steam.....	25	10	60	10		10
327	Routh Roller Mills*	do.....				300	steam.....	50	10	55	2		2
328	Chatham Roller Mills.....	Bynum.....	10,000	6,000	600	40	10 water.....	40	10	60	1		1
329	Bobbitt's Sawmill*	Cummock.....	1,000			15	steam.....	13	10	55	3		3
330	W. H. Gilmore's Sawmill.....	do.....	2,500	15,000	6,000	300	steam.....	25	10	60	15		15
331	Farmers Milling Co.....	Goldston.....	9,000	30,000	2,000	300	steam.....	40	10	60	3		3
332	Goldston Mfg. Co.....	do.....	3,500	30,000	2,000	200	steam.....	40	10	60	6		6
333	W. D. Tillman.....	do.....	2,500	5,000	1,500	50	steam.....	50	10		8		8
334	The Goldston Brick Co.*	Gulf.....	1,200	25,000	12,500	285	steam.....	125	10	60	25		25
335	C. W. Jordan.....	Jordan.....	20,000	15,000	3,000	225	steam.....	20	10	55	8		8
336	Moncure Mill Co.*	Moncure.....	4,000	5,000	3,000	100	steam.....	40	10	55	8		8
337	A. A. Wicker*	do.....					steam.....	40	10		10		10
338	T. F. Gains Bros. Lumber Co.	Ore Hill.....					steam.....						
339	A. A. Johnson*	do.....	1,000	5,000	3,000	200	steam.....	20	10	60	7		7
340	Chatham Oil and Fertilizer Co.	Pittsboro.....	50,000		12,000	200	steam.....	150	10	60	20		20
341	H. H. Elker*	Siler City.....	3,000	60,000		150	steam.....	50	10	50	8		8
342	Hadley-Peoples Mfg. Co.	do.....	150,000	1,000,000	50,000	300	s. and c.	450	10	60	50		110
343	Siler City Mills.....	do.....	25,000	100,000	4,000	300	electric.....	85	10	60	6		6
344	Williams, Brower & Co.	do.....	12,000	30,000	12,000	165	steam.....	35	10		18		18
345	Andrews Ice Co.....	Andrews.....	3,000	4,000	2,000	300	water.....	15	10		3		3
346	Andrews Mfg. Co.	do.....	500,000	475,000	200,000	275	steam.....			60			
347	F. P. Cover & Sons, Inc.	do.....	100,000	650,000	60,000	266	steam.....	600	10	60	1		81
348	W. A. McGee*	do.....	2,500	10,000	8,000	300	steam.....	20	10	50	6		6
349	A. T. Dorsey Lumber Co.*	do.....	10,000	35,000	30,000	216	steam.....	20	10	50	28		30
350	Cherokee Mfg. Co.*	Marble.....	7,500	37,500	4,000	195	steam.....	100	10	55	9		9
351	Cherokee Roller Mill*	Murphy.....	8,000	30,000	2,000	310	electric.....	35	10		2		2
352	Coca-Cola Bottling Co.....	do.....	12,000	25,000	43,000	300	electric.....			59	4		4

Chatham

Cherokee

MISCELLANEOUS FACTORIES

353	do	10,000	15,000	1,500	300	electric.	25	10	60	2	2
354	Edenton	5,000	1,500	1,500	---	electric.	2	10	54	2	2
355	do	5,000	25,000	7,000	310	electric.	---	60	7	7	7
356	Edenton Ice and Cold Storage Co.	52,000	63,000	9,000	150	steam.	125	12	60	12	12
357	The Edenton Peanut Co.	70,000	490,000	28,000	235	steam.	125	10½	57½	15	55
358	Edenton Pepsi-Cola Bottling Works.	20,000	24,000	3,000	100	electric.	9½	10	60	5	5
359	do	130,000	790,000	45,000	245	steam.	240	12	66	50	50
360	Eastern Cotton Oil Co.	---	---	500	310	electric.	45½	10½	60	25	75
361	Farmers Peanut Co.	---	---	---	---	---	---	10	60	2	2
362	do	1,500	1,500	400	150	---	---	10	---	---	---
363	Marine Railway.	30,000	50,000	16,000	310	steam.	---	10	55	17	17
364	Wilkes Vencer Co.	7,000	15,000	700	140	water.	30	12	72	2	2
365	Valhalla Milling Co.*	100	---	---	14	---	---	---	---	3	3
366	J. T. White	25,000	2,500	1,000	300	water.	30	12	72	2	2
367	Hayesville Light and Power Co.	500	100	52	52	gas, eng.	6	10	---	---	---
368	E. V. McConnell.	3,000	3,000	750	275	gas, eng.	13	10	60	9	9
369	Belwood	1,000	---	---	313	water.	20	---	---	1	1
370	Casar.	1,500	---	---	125	steam.	16	10	55	12	12
371	S. R. Anthony	10,000	5,000	1,000	290	water.	40	10	60	4	4
372	B. A. Harry.	10,000	50,500	1,200	305	electric.	2½	10	60	1	1
373	Herald Publishing House.	45,000	73,000	9,000	300	electric.	150	12	60	7	8
374	Kings Mountain Cotton Oil Co.	20,000	12,600	---	---	electric.	60	10	---	5	5
375	Kings Mountain Roller Mills	3,000	---	---	250	water.	15	---	---	---	---
376	McSwain's Mill.	50,000	100,000	5,000	200	steam.	185	24	126	25	25
377	Mooresboro Cotton Oil Co.	5,000	80,000	2,000	312	steam.	10	10	55	3	4
378	Mooresboro Creamery Co.	950	---	---	250	hand.	---	10	50	3	3
379	L. V. Arrowood*	15,000	75,000	10,000	---	s. and e.	---	12	72	11	13
380	Boat's Bakery, Inc.	18,000	3,500	---	---	electric.	1	8	48	---	---
381	Commercial Printery	100,000	500,000	20,000	300	electric.	160	11	66	9	9
382	Eagle Roller Mills.	26,450	15,000	7,450	---	electric.	90	10	60	9	9
383	Ideal Ice and Fuel Co.	18,000	60,000	5,000	350	electric.	12	10	60	7	7
384	Shelby Coca-Cola Bottling Co.	15,000	125,000	8,000	280	electric.	20	8	44	5	6
385	Shelby Creamery Co.	7,000	3,000	---	---	electric.	7½	10	55	3	3
386	Shelby Foundry	10,000	28,000	15,000	305	s. and e.	20	9½	57	9	22
387	Shelby Steam Laundry.	100,000	665,000	37,973	140	e. and s.	500	---	58	58	58
388	Southern Cotton Oil Co.	---	---	10,400	286	e. and s.	150	10	55	11	11
389	Thompson Co.	50,000	---	---	---	---	---	---	---	---	---
390	Z. J. Thompson†	---	---	---	---	---	---	---	---	---	---

*Same as last report. †Under construction.

TABLE No. 2.—Continued.

No.	Factory	Postoffice	Estimated Value of Plant	Estimated Value of Yearly Output	Estimated Value of Yearly Pay Roll	Number Days in Operation During Year	Power	Number of H. P.	Number Hours Constitute Work	Number Employees			Total	
										Male	Female	Children		
390	J. W. Wilson.....	Shelby.....	\$ 4,000	\$.....	300	electric	20	10	55	1			1	
391	Butters Lumber Co.....	Boardman.....	600,000	400,000	250,000	280	steam	1,500	10	60	400	3		403
392	Cerro Gordo Brick Co.*	Cerro Gordo.....	10,000	25,000	13,000	278	steam	40	10	55	16			16
393	The Inman Mills.....	do.....				313	s., oil e.		12	72	3	2	3	8
394	Williamson & Nance.....	do.....	1,000	15,000		40	steam	10			3			3
395	H. M. Powell.....	Fair Bluff.....	1,000	10,000	7,000	80	steam	40	10	50	12			12
396	J. W. Brinkley.....	Freeman.....	3,000	2,000	1,500	40	steam	45	10	40	40			40
397	Chaney Brothers.....	Hallsboro.....	1,800	4,000	1,800	156	steam	30	10		7			7
398	Hall Flue Mfg. Co.....	do.....	200	1,200	100	50			10	50	1			1
399	Pierce & Co.....	do.....	15,000	90,000	12,000	290	steam	80	10	60	35			35
400	The Council Tool Co.....	Wanamish.....	100,000	150,000	60,000	250	steam	60	10	55	50			50
401	Council Lumber Co.....	do.....	15,000	100,000	25,000	150	steam	200	10	55	25			25
402	W. L. Burchett.....	Whiteville.....	1,500				steam	25	10	11				11
403	Clark Brick and Tile Co.....	Clark.....	23,000	16,000	6,000	200	steam	80	10	60	20			20
404	Wilson Brothers.....	Cove City.....	700	2,000	1,200	250	steam	50	8	52	6			6
405	Goldsboro Lumber Co.....	Dover.....	500,000	300,000	240,000	280	steam	450	11	64	260			260
406	Wilson Sawmill*.....	do.....	1,000	2,000	1,000	50	steam	40	8	32	5			5
407	Braddys Dry Cleaning Co.....	New Bern.....	25,000	30,000	3,500	310	electric	13	10		6			12
408	Consumers Ice Co.....	do.....	48,000	40,000	10,000		steam	75	12	84				
409	Crystal Ice-Cream Co.....	do.....	5,000	7,000	790	365	electric	12	6	49	2			2
410	Crystal Ice and Fuel Co.....	do.....	40,000	50,000	10,500		e. and oil	210	24	7days	15			15
411	F. S. Duffy Medicine Co.*	do.....	1,175	3,500	600		electric	10	9	54	8	4		12
412	Owen G. Dunn.....	do.....	17,270	50,000	15,600	309	hand		10					1
413	East Carolina Marble Works.....	do.....	1,000	500		313	electric	5	10	60	5			5
414	Guion Motor Co.*	do.....	45,000	60,000	10,000	200	hand		10		1			1
415	Hackney Cement Works.....	do.....	350	700			hand		10	60	2			2
416	B. G. Harker Cycle Co.....	do.....	2,000		3,000	350			10	60	1			1
417	Home Bakery.....	do.....	5,000	25,000	5,000	313	electric		10	60	4	1	1	6

MISCELLANEOUS FACTORIES

418	Hop Wah.....	500	600	15	electric.	9	3	3	3
419	Kafer's Bakery.....	15,000	40,000	10,000	300	12	60	12	14
420	E. H. & J. A. Meadows*.....	85,000	400,000	10,000	oil eng.	75	55	25	26
421	Munger & Bennett, Inc.....	95,000	450,000	220,000	300	800	60	145	145
422	Neuse Lumber Co.....	47,176	200,000	78,000	295	475	60	115	116
423	Neuse Veneer Box Co.*.....	50,000	115,000	42,000	276	110	60	65	65
424	New Bern Coca-Cola Bottling Wks.....	25,000	131,604	21,800	electric.	45	60	17	19
425	New Bern Gas and Fuel Co.....	250,000	52,183	6,000	365	100	70	7	8
426	New Bern Oil and Fertilizer Co.....	150,000	750,000	70,000	200	350	60	15	15
427	The S. B. Parker Co.....	3,000	35,000	8,500	250	5	58	8	8
428	Peoples Brick Co.....	8,000	9,000	3,500	steam	10	50		
429	Pepsi-Cola Bottling Co.....	60,000	40,000	7,981	200	32	60	7	7
430	Pine Lumber Co.....	100,000	350,000	100,000	300	600	60	180	180
431	Richardson Printing Co.....	8,000			electric.	1	48		
432	Riverside Iron Works.....	10,000	36,000	5,000	310	6	12		12
433	Rowland Lumber Co.....	1,000,000	1,500,000	500,000	209	2,500	60	650	1
434	Service Motor Corp.....	20,000	100,000	12,000	313	5	72	7	8
435	J. E. Slater.....	80,000	200,000	100,000	280	500	60	120	120
436	Stevenson Brick Co.....	30,000	25,000	10,000	250	100	20		20
437	Stahl Toy and Novelty Co.....	5,000	15,000	6,000	electric.	35	60	8	8
438	U-Nite Rubber Co.....	1,000	5,000						
439	Virginia-Carolina Chemical Co.....		200,000	15,800	313	100	55	14	14
440	Walker & Carnegie.....	500			300	10			
441	Morton Grist Mill.....	4,000		300	48	30	10	2	2
442	W. A. Jackson.....	4,000			90	30	10	56	5
443	Woodall's Grist Mill*.....		100		156	15	30	1	1
444	E. H. Bullard.....	2,000			60	18	10	60	3
445	Coca-Cola Bottling Co.....	75,000	100,000	11,000	310	15	60	9	10
446	The Christian-Ewing Co.....	75,000	175,000	7,500	200	50	10	55	4
447	Craftsman Workshop.....	2,500	25,000	7,500	60	15	52	4	4
448	Diamond Printing Co.....	5,000	10,000	2,000	310				
449	Fayetteville Light and Power Co.....	75,000	34,000	20,000	365	9	53	2	2
450	Fayetteville Lumber Co.....	18,000	100,000	12,000	125	12	84	10	10
451	Haywood Novelty Works.....	4,000	8,000	5,800	180	25	55	15	15
452	Highland Lumber Co.....	30,000	100,000	10,000	200	80	60	4	4
453	Lime-Cola Bottling Works.....	2,000	18,000	3,000	365	2	19	60	12
454	McNeill Milling Co.....	30,000	18,000	7,500	365	250	60	4	4

*Same as Last Report.

MISCELLANEOUS FACTORIES

483	A. W. Freezer*	Linwood	500	2,000	500	75	steam	15	10	3	3
484	Linwood Mfg. Co.	do.	15,000	70,000	10,000	220	steam	75	10	20	20
485	Star Lumber Co.	Southmont	15,000	75,000	10,000	300	steam	50	10	24	4
486	Columbia Panel Mfg. Co.	Thomasville	50,000	275,000	50,000	300	electric	10	55	65	65
487	Gray Concrete Co.	do.	20,000	65,600	20,000	300	electric	30	10	30	30
488	W. G. Hinkle	do.	15,000	175,000	6,000	300	electric	65	10	7	7
489	Jennings Mfg. Co.	do.	35,000	175,000	30,000	265	steam	125	10	35	36
490	Lapp's Sawmill	do.	1,000	415	415	300	steam	16	10	2	2
491	North State Vencer Co.	do.	75,000	150,000	15,000	300	steam	100	10	30	30
492	Southern Vencer Co.	do.	55,000	200,000	45,000	300	electric	215	10	45	45
493	Thomasville Bottle Co.*	do.	75,000	60,000	10,000	300	electric	85	5	9	9
494	G. W. Wall	Wallburg	10,000	27,500	5,200	290	steam	50	10	10	10
495	Welcome Milling Co.	Welcome	20,000	100,000	4,000	312	electric	40	12	3	3
496	G. H. C. Shutt	Advance	500	1,000	300	150	hand	8	8	1	1
497	John A. Soffey	do.	1,280	2,000	200	50	steam	12	10	4	4
498	A. C. Wood	do.	1,600	1,600	800	35	steam	25	10	2	2
499	C. M. Richardson	Calahan	1,600	1,700	200	15	steam	12	10	3	3
500	Danner & Harris	Cana	600	1,500	150	60	steam	20	10	7	7
501	F. R. Lakey	Cana, R. 2	800	3,500	1,380	125	steam	35	10	2	2
502	George Hillard	Coolee	25,000	25,000	1,800	300	steam	100	11	3	3
503	Farmington Mills	Farmington	1,000	3,500	2,000	318	steam	9	49	2	3
504	The Davie Record	Mocksville	3,500	36,000	1,380	125	steam	35	10	4	4
505	Fork Milling Co.	do.	40,000	85,000	4,500	200	steam	100	11	66	1
506	Horne-Johnstone Co.	do.	12,000	240,000	50,000	300	electric	5	9	30	23
507	Liberty Shirt Mill	Calypto	75,000	150,000	55,000	300	steam	30	10	55	10
508	Patten Package Co.	Kenansville	750	2,000	400	50	steam	30	10	55	4
509	J. K. Bryan	Magnolia	10,000	28,000	19,000	250	steam	150	10	50	22
510	Carolina Mfg. Co., Inc.	Mount Olive	25,000	100,000	300	300	steam	75	10	55	10
511	G. F. Jones†	Rose Hill	2,000	4,000	3,000	100	steam	30	10	10	10
512	Atlantic Coffin and Casket Co.	do.	2,000	15,000	10,000	25	steam	25	10	15	15
513	L. M. Dew	do.	4,000	20,000	5,000	150	steam	40	10	6	6
514	C. C. Tart's Sawmill	Wallace	4,000	20,000	15,000	310	steam	150	10	15	15
515	L. Southerland*	Warsaw	40,000	25,000	15,000	310	steam	10	55	20	20
516	E. B. Hinman Mfg. Co.	do.	30,000	8,000	2,500	192	steam	25	10	5	5
517	J. M. Peirce Mfg. Co.	Bahama	1,000	8,000	2,500	192	steam	25	10	5	5
518	A. D. Farlow	Durham	200,000	50,000†	50,000†	310	steam	25	10	5	48
519	Alexander Motor Co.	do.	200,000	50,000†	50,000†	310	steam	25	10	5	48

*Same as last report. †Figures include plant at Statesville. ‡Custom grinding.

TABLE No. 2—Continued.

No.	Factory	Postoffice	Estimated Value of Plant	Estimated Value of Yearly Output	Estimated Operation During Year	Power	Number of H. P.	Number Hours Constituting Work	Number Hours Constituting Weeks Work	Number Employees			Total
										Male	Female	Children	
520	Austin-Heaton Co.....	Durham.....	\$ 185,000	\$1,211,000	300	electric	410	10	60	60	3	63	
521	B. C. Remedy Co.....	do.....	500	3,500	300	hand	---	8	48	3	5	8	
522	Bain-Kimball-Milam Co.	do.....	---	---	300	electric	15	8	44	8	1	9	
523	Budd-Piper Roofing Co....	do.....	100,000	375,000	33	---	---	9	50	48	2	50	
524	Cheek & Belvin.....	do.....	18,000	25,000	300	steam	100	10	55	17	---	17	
525	Christian & King Printing Co.	do.....	25,000	7,000	300	electric	84	84	48	15	1	16	
526	City Ice and Coal Co.....	do.....	70,000	50,000	---	steam	---	12	---	38	---	38	
527	City Ice-Cream Co.....	do.....	2,000	8,000	220	electric	3	10	70	4	---	4	
528	W. K. Dennis Roofing and Heat Co.	do.....	1,500	100,000	295	electric	---	40	55	15	---	15	
529	Durham Coca-Cola Bottling Co.	do.....	55,000	110,000	---	electric	35	8	48	12	---	12	
530	Durham Granite Co.....	do.....	5,000	34,800	275	motor	323	9	49 1/2	15	---	15	
531	Durham Ice-Cream Co., Inc.	do.....	50,000	100,000	365	electric	97	10	---	10	---	10	
532	Durham Iron Works.....	do.....	20,000	25,000	310	electric	5	10	55	4	---	4	
533	Durham Lumber Co.....	do.....	50,000	200,000	312	steam	---	10	55	75	---	75	
534	Durham Motor Co.*.....	do.....	28,146	40,000	312	electric	5	10	60	9	---	9	
535	Durham Pepsi-Cola Bottling Co.	do.....	36,000	83,000	312	electric	5	10	60	12	---	12	
536	Durham Steam Bakery.....	do.....	500	---	---	hand	---	13	52	---	7	5	
537	B. W. Fassett.....	do.....	3,000	8,000	305	electric	3	8	48	---	2	2	
538	Golden Belt Mfg. Co.....	do.....	2,000,000	1,700,000	260	electric	100	10	55	78	141	219	
539	W. P. Henry Co.....	do.....	30,000	200,000	100	electric	25	10	55	15	10	25	
540	E. J. Latta Roofing Co....	do.....	10,000	80,000	300	hand	---	9	50	12	1	13	
541	Model Laundry Co.....	do.....	50,000	50,000	---	steam	125	10	---	15	50	65	
542	Laboratory, Peabody Drug Co.	do.....	500	6,000	311	electric	---	8	48	---	1	1	
543	Pasell Bakery.....	do.....	50,000	100,000	313	electric	15	10	60	15	1	16	
544	Philadelphia Bakery*.....	do.....	15,000	2,500	259	steam	---	18	90	---	---	---	
545	Pope Mattress Co.*.....	do.....	2,000	15,000	300	electric	5	10	60	4	---	4	
546	Dr. S. Rapport.....	do.....	500	1,300	275	electric	4	2 1/2	---	1	---	1	
547	Secman Printery.....	do.....	45,000	100,000	300	electric	87	8	48	30	5	85	

548	Talton Mfg. Co.	5,000	6,000	5,000	200	gas. eng.	21	10	60	2	2
549	Trumbo & Rozzell*	1,000			steam.		40	10	55	2	2
550	Virginia-Carolina Chemical Co.		338,000	39,000	313	electric.	210	10	55	41	41
551	Waverly Ice Co., Inc.	60,000	85,000	8,000	365	electric.	46	10	70	9	11
552	W. I. Wheeley*	1,200			kerol.		7				
553	Western Feather Co.	2,000	25,000	7,000	150	sew. m.				4	4
554	B. P. Bowling's Mill	3,000			water		30			1	1
555	Rougemont Planning Mill	1,500	30,000	1,500	80	steam	25	10	55	5	5
556	Pinetops Sash and Blind Co.	6,000	3,000	1,850	180	steam	150	10	55	9	9
557	North State Ice Co.	200,000	50,000	30,000	200	steam	250	24	40	40	40
558	Pintech Compressing Co.	25,000	17,000	6,900	365	steam	60	12	78	4	4
559	Rocky Mount Ice and Fuel Co.	200,000	80,000	50,000	200	steam	225	24	30	30	30
560	Clayton & Son.	30,000	6,000			electric.	1	8			
561	Coca-Cola Bottling Works	50,000		8,000	300	electric.	22	10		8	8
562	The Columbian Peanut Co.	10,000	75,000	6,500	90	steam	80	10	60	12	25
563	Consumers Cotton Oil Co.	70,000	297,000	17,000	136	electric.	300	24	132	40	40
564	Enterprise Carriage Co.	100,000	49,858	12,000	310	electric.	27	10	60	12	12
565	Fountain & Koonce	10,000	18,000	5,000	240	oil c., s.	110	10	50	14	14
566	N. B. Josey Guano Co.	15,000	300,000	40,000	180	electric.	60	10	50	20	20
567	Leggett Lumber Co.	10,000	30,000	8,000	240	s., gas e.	110	10	55	14	14
568	Mewborn's Mill	4,000	15,000	1,500	315	gas. eng.	18	12	52	2	2
569	Pepsi-Cola Bottling Works	5,000	30,000	7,428	312	electric.	5	10	60	4	5
570	Planters Cotton Oil and Fert. Co.	120,000	550,000	29,000	200	s. and e.	450	12	72	35	35
571	Red Gum Veneer Co.	8,000	30,000	10,000	260	steam	100	10	60	11	11
572	F. S. Royster Guano Co.					motor	50	10		80	80
573	Tarboro Ginning Co.	11,402	14,500	4,339		electric.	120	10	70	10	10
574	Tarboro Pepsi-Cola Bottling Co.*	15,000	40,000	8,000	312	electric.	4	8		4	4
575	Bethama Roller Mills*	12,500	30,000	3,000	300	oil eng.	35	10	59	3	3
576	Alderman Mfg. Co.	50,000	400,000	45,000		steam	100	10		50	50
577	Messenger Job Print	750	600	80	250	gas. eng.				1	1
578	Rural Hall Veneer Co.	10,000	25,000	14,000	80	steam	35	10	55	10	10
579	Dosier Roller Mills.	4,000			300	oil eng.	20	10	60		
580	Auto Repair and Sales Co.		90,000	30,000	300	electric.	8	10	55	16	16
581	Barber Printing Co., Inc.		90,000	37,000	300	electric.	18	8	48	15	5
582	The Black Mule Harness Co.	30,000	25,000	12,000	300	electric.	5	10	60	7	7
583	Briggs-Shaffner Co.	85,000	300,000	65,000	310	electric.	140	93	55		
584	Carolina Cadillac Co.	10,000	25,000	12,000	300	electric.		10	55	9	9

*Same as last report. †Bales.

TABLE No. 2.—Continued.

No.	Factory	Postoffice	Estimated Value of Plant	Estimated Value of Output	Estimated Yearly Pay Roll	Number Days in Operation During Year	Power	Number H. P.	Number Hours Work Constitute Days	Number Hours Work Constitute Weeks	Number Employees			Total
											Male	Female	Children	
585	Carolina Foundry and Mach. Co.	Winston-Salem.	\$ 25,000	\$ 90,000	\$ 30,000	300	electric.	40	9	50	20	1	21	
586	The Carolina Paper Box Co.	do.	25,000	125,000	30,000	158	electric.	10	9	50	12	38	50	
587	Coca-Cola Bottling Co.*	do.	30,000	140,000	14,039	308	electric.	35	8	---	12	---	12	
588	Commercial Printing Co., Inc.	do.	16,000	25,000	12,000	308	electric.	6	8	44	8	2	10	
589	Concrete Products Co.*	do.	8,000	30,000	2,500	140	electric.	---	10	55	8	---	8	
590	Crystal Candy Co.	do.	100,000	350,000	85,800	225	electric.	9	52	30	60	---	90	
591	Crystal Ice Co., Inc.	do.	350,000	350,000	80,000	310	s. and e.	325	12	84	90	---	90	
592	Fogle Brothers Co.	do.	40,000	360,000	65,000	300	steam.	---	9	49	60	---	60	
593	Forsyth Dairy Co.	do.	150,000	450,000	62,500	363	electric.	200	9	63	45	1	46	
594	Gilmer's Bakery.	do.	---	72,000	6,000	309	electric.	8	10	64	14	1	17	
595	A. G. Gordon Co.	do.	10,000	23,431	7,383	365	electric.	---	8	48	4	---	7	
596	Hanes Rubber Co.	do.	300,000	500,000	50,000	---	electric.	260	10	55	---	---	---	
597	Hedgecock & Hine.	do.	2,000	20,000	7,000	140	steam.	3	9	50	20	---	20	
598	Job Printing Office*	do.	1,500	3,500	2,000	300	electric.	1	8	44	1	---	1	
599	The Ideal Marble and Granite Co.	do.	9,000	7,000	3,000	300	electric.	15	8	44	1	---	1	
600	Medearis Stamp and Printing Co.	do.	8,000	17,000	4,000	300	electric.	3	9	50	4	---	4	
601	The Mengel Co.	do.	400,000	900,000	103,000	300	electric.	---	10	55	215	15	10	
602	George E. Nissen & Co.	do.	400,000	320,000	850,000	270	steam.	---	200	9	49	110	240	
603	S. J. Nissen Co.	do.	30,000	50,000	14,000	300	electric.	25	9	59	14	---	14	
604	Orinoco Supply Co.	do.	65,000	330,000	58,500	300	steam.	125	9	49	68	3	68	
605	The Perry Drug Co.*	do.	4,000	50,000	6,500	300	electric.	---	9	50	6	3	9	
606	Quality Bakery, Inc.	do.	35,000	150,000	27,000	310	electric.	10	8	48	25	1	26	
607	J. H. & R. E. Reynolds Cement Wks.*	do.	1,200	2,400	312	26	electric.	---	10	55	3	---	3	
608	Seoggin Printing Co., Inc.	do.	20,000	36,000	16,000	313	electric.	15	8	44	8	2	10	
609	J. E. Shekton Box and Lumber Co.	do.	50,000	375,000	40,000	290	s. and e.	185	9	58	50	---	50	
610	Sheppard Veneer Co.	do.	30,000	100,000	20,000	300	e. and s.	83	9	54	31	---	31	
611	J. W. Shipley.	do.	16,000	25,000	4,895	305	electric.	5	10	60	4	---	4	
612	Sides Roller Mill*	W.-Salem, R. I.	35,210	40,188	1,440	300	water	47	10	60	2	---	2	

MISCELLANEOUS FACTORIES

613	Smith-Phillips Lumber Co.....	Winston-Salem.....	33,400	206,000	13,300	310	steam--	150	10	60	15
614	Southside Roller Mills*	do.....	136,000	300,000	10,000	300	motor	90	10	55	11
615	J. C. Spach Wagon Works.....	do.....	100,000	100,000	20,000	150	electric--	125	9	50	20
616	Steffel Mattress Co.....	do.....	3,000	67,102	55,098	300	electric--	8	8	44	7
617	Stewart Printing House.....	do.....	5,000			310	electric--	8	8	48	6
618	J. R. Thomas.....	do.....	40,000				electric--	100	24		20
619	W. C. Tire*	do.....	2,000	6,000	3,000		motor	10	52	6	6
620	Townsend Buggy Co.....	do.....	1,000	12,000	2,750		electric--	3 1/2	10	60	3
621	Union Republican Publishing Co.*	do.....	15,000	30,000	14,000	300	electric--	20	9	53	7
622	J. A. Vance Co.....	do.....	50,000	100,000	25,000	300	electric--	80	9 1/2	30	1
623	Virginia-Carolina Chemical Co.	do.....		321,000	49,000	313	electric--	420	10	55	42
624	Dr. Robert N. Walker.....	do.....					electric--	2	3		
625	J. A. Wall & Sons.....	do.....	5,000	6,000		200	electric--	2	8		2
626	Winkless Bakery.....	do.....	6,500	48,514	11,532	313	electric--	3	9	55	9
627	Winston Printing Co.....	do.....	80,000	140,000	60,000	305	electric--		8	48	30
628	Winston Steam Laundry.....	do.....	20,000	75,000	36,000	309	steam	80	9	12	30
629	Winston Vehicle Co.....	do.....	25,000	75,000	25,000	300	electric--	25	10	60	25
630	Bunn Ginning Co.....	Bunn.....	10,000	5,000	600	130	oil eng--	80	12	70	3
631	Franklinton Lumber Safety Co.....	Franklinton.....	2,500	6,000	3,300	200	steam	35	10	50	8
632	Clifton's Mill.....	Louisburg.....	10,000	1,000	500	300	water	100	10	60	24
633	Colonial Pine Co., Inc.....	do.....	20,000	250,000	27,000	280	steam	40	10	60	10
634	G. W. Ford & Son*	do.....	1,900	10,800	6,200	200	steam	40	10	60	10
635	Alex. Fuller.....	do.....	1,000	2,000	1,500	150	steam	75	10	55	7
636	C. B. Kearney.....	do.....	6,000		4,500		steam--	1 1/2	8		1
637	Louisburg Bottling Works.....	do.....	17,000		60,000		gasoline				1
638	Louisburg Wagon Co.....	do.....	8,750	10,000	300	300	s. and e. water	10	5		5
639	C. P. Harris.....	Mapleville.....	20,000	65,000	3,000	312	electric--	50	11	66	3
640	Belmont Roller Mill.....	Belmont.....	35,000	25,000	6,000	125	electric--	80	10	60	10
641	Montbell Ice and Fuel Co.....	do.....	1,500	4,000	110	100	electric--	15	11	60	1
642	Beaus Flour Mill*	Cherryville.....	3,000	14,848	4,000		electric--		10	60	4
643	Cherryville Roller Shop.....	do.....	20,000	3,800	3,800	124	electric--		20	10	6
644	Model Ginning Co.....	do.....	10,000	18,000	2,500	300	electric--		20	9	49
645	Styers Sash and Door Shop.....	Cherryville.....	2,800	8,000	300	60	gras. eng--	1 1/2	8		3
646	Piedmont Metal Roofing Co.....	Dallas.....	5,000	20,000	300	300	steam	40	10	55	18
647	Bertha Mineral Co.....	Gastonia.....	25,000	100,000	25,000	313	electric--		8	48	15
648	Carolina Baking Co.....	do.....	20,000	200,000	22,800		steam	80	10 1/2	60	22
649	City Lumber Co.....	do.....									

*Same as last report.

TABLE No. 2.—Continued.

No.	Factory	Postoffice	Estimated Value of Plant	Estimated Yearly Output	Estimated Yearly Pay Roll	Number Days in Operation During Year	Power	Number H. P.	Number Hours Work Constitute Days	Number Hours Work Constitute Weeks	Number Employees			
											Male	Female	Children	
650	Coca-Cola Bottling Co.....	Gastonia.....	\$ 21,900	\$ 120,000	\$ 14,650	140	electric.	21	9	50	12			12
651	Craig & Head.....	do.....	6,000	6,000	1,800		electric.	1	10		3			3
652	Gaston Ice and Coal Co.*	do.....	16,000	60,000	15,000	225	steam.	200	12	84	9			9
653	Gaston Iron Works.....	do.....	15,000	20,000	5,000	311	electric.	10	10	60	6			6
654	Gastonia and Suburban Gas Co....	do.....	100,000	50,000	12,000	365	s. and e.	150	10	60	8	1		9
655	T. A. Henry's Shop.....	do.....	25,000	180,000	15,000	311	electric.	80	10	10	13			13
656	Saunders Dry Cleaning Co.....	do.....	10,000	30,000	11,000	313	electric.	5	10		9	4		13
657	The Southern Cotton Oil Co.*	do.....	18,750	125,000	105,000	180	s. and e.	280	12	60	25			25
658	Spencer Lumber Co.....	do.....	80,000	200,000	35,000	160	steam.	200	10	55	35			35
659	Beaver Dam Roller Mills.....	Lincolnton.....	15,000	6,000	1,500	250	water	30	12	72	2			2
660	Kendrick Brick and Tile Co.....	Mount Holly.....	75,000	145,000	50,000	270	electric.	185	10		60			60
661	Mo-Ho Brick Co.*	do.....	5,000	100,000	2,000	100	steam.	75	10	55	30			30
662	Eure Mill Co.....	Corapeake.....	3,000	100,000	4,000	300	gas. eng.	45	10	60	11			11
663	Coach Shop and Garage.....	Eure.....	2,500	5,000	3,500	100	steam.	40	10	55	15			15
664	O. R. Spivey Sawmill.....	do.....	1,500											
665	Story Brothers.....	do.....												
666	Philand's Shop.....	Gates.....	200	600										1
667	C. F. Lassiter's Shop*.....	Gatesville.....	1,000	250	25	25	gas.	3	10					
668	Hobbs' Repair Works*.....	Hobbsville.....	300	500		200	gas. eng.	4	8	52				
669	Hollowell Shop.....	do.....	550	750		250	gas.	4	10	25				
670	Cross & Co.....	Sunbury.....	10,000				steam.	40	10		8			8
671	M. Hofer Saw and Planing Mill*	do.....		1,000	500	50	steam.	20	10		5			5
672	J. B. Campbell.....	Bullock.....	800	1,500	250	25	steam.	15	10		6			6
673	Harris Motor Co.....	Creedmoor.....	100,000	100,000	10,000	300	electric.	10	10	52	7	1		8
674	L. H. Longmire.....	do.....	600	1,200	30	30	hand.		10		1			1
675	T. L. Fishel.....	Dabney.....	6,000	600			steam	65	10	55				
676	Morris' Mill.....	Franklinton.....	3,000	600			water	60	10		1			1
677	H. M. Morrisette*.....	do.....	10,000	85,000	14,000	200	steam.	90	10	55	30			30

678	W. B. Connelly	North Side	2,500	150,000	7,500	240	steam	30	10	60	15	15
679	W. A. Adams Co.	Oxford	61,506	311,284	15,388	15	s. and e. electric.	145	10	55	33	33
680	Goehli's Machine Shop	do.	10,000	5,000	4,000	300	electric.	10	10	60	4	4
681	Gorman Wheel Co.	do.	25,000	100,000	25,000	300	do.	10	10	55	36	36
682	J. P. Hunt Flue Factory	do.	1,000	4,000	500	65	do.	10	10	55	3	3
683	Ice Products Co.	do.	10,100	19,700	3,637	365	electric.	128	10	60	14	20
684	Jeffreys-Myers Mfg. Co.	do.	25,000	350,000	40,000	275	steam	175	10	57	55	10
685	Oxford Body Co.	do.	15,000	75,000	25,000	300	electric.	35	10	55	25	1
686	Oxford Buggy Co.	do.	40,000	40,000	12,000	300	electric.	10	60	10	10	10
687	Oxford Mfg. Co.	do.	12,000	50,000	10,000	60	electric.	14	8	48	4	4
688	C. D. Ray	do.	20,000	225,000	8,000	300	steam	100	10	15	15	15
689	Taylor-Cannady Buggy Co.	do.	75,000	100,000	4,000	300	electric.	12	9	54	35	35
690	White Roller Mills*	do.	20,000	300	300	300	electric.	75	10	60	3	3
691	Custom Corn Mill	Stem.	300	1,500	4,800	150	motor	15	10	55	15	15
692	J. B. Davis	Stovall	6,000	40,000	18,000	150	steam	25	10	5	14	14
693	C. L. Emory	do.	1,000	3,000	2,060	90	steam	20	10	12	12	12
694	B. L. Bragg*	Youngsville	20,000	8,000	1,000	---	steam	---	---	---	---	---
695	C. L. Handy & Co.	Maury	4,000	8,000	1,000	---	gas	4	10	52	3	4
696	Brown Broom Co.	Brown Summit	600	5,000	372	300	electric.	40	10	60	1	1
697	J. C. Reynolds & Co.	Climax	2,662	20,000	9,000	300	electric.	16	10	55	4	4
698	Gibsonville Milling Co.*	Gibsonville	4,000	1,000	500	300	water	100	8	1	1	1
699	O. W. Mann Lumber Co.	do.	20,000	5,000	13,000	305	electric.	60	10	55	15	15
700	Reedy Fork Roller Mills	do.	60,000	150,000	12,800	264	electric.	8	46	10	2	12
701	Acme Mill Works	Greensboro	65,000	75,000	250,000	260	electric.	45	8	48	33	333
702	E. E. Bain & Son	do.	312,400	1,620,000	7,168	182	electric.	55	10	55	16	16
703	Ballance & Co.	do.	45,000	240,000	60,000	312	electric.	36	9	54	22	3
704	Blue Bell Overall Co.	do.	175,300	850,000	130,000	307	electric.	310	10	55	81	4
705	George C. Brown & Co.	do.	15,000	60,000	10,000	260	electric.	50	10	55	10	10
706	Carolina Baking Co.	do.	30,000	105,000	15,220	360	electric.	11½	8	54	11	11
707	Carolina Steel and Iron Co.	do.	55,000	95,000	52,000	288	electric.	20	10	60	35	35
708	C. B. Clegg	do.	8,089	80,000	27,345	100	electric.	125	10	55	70	70
709	Clegg's Steam Bakery	do.	50,000	160,000	16,000	310	electric.	50	10	60	13	13
710	Cook-Lewis Foundry Co.	do.	15,000	130,000	8,000	280	electric.	10	10	55	5	4
711	Cunningham Brick Co.	do.	15,000	2,000	100	312	engine	3	14	80	4	5
712	Coca-Cola Bottling Co.	do.	150	---	---	---	---	---	---	---	---	---
713	Cunningham Springless Shade Co.	do.	---	---	---	---	---	---	---	---	---	---
714	Lee Davis & Sons	do.	---	---	---	---	---	---	---	---	---	---

*Same as last report.

TABLE No. 2—Continued.

No.	Factory	Postoffice	Estimated Value of Plant	Estimated Value of Yearly Output	Estimated Yearly Pay Roll	Number Days in Operation During Year	Power	Number H. P.	Number Hours Constituted Days Work	Number Hours Constituted Weeks Work	Number Employees			
											Male	Female	Children	Total
715	Dicks' Laundry Co.	Greensboro.	\$ 74,000	\$ 200,000	\$130,000	313	electric.	72	8	---	85	110	---	145
716	W. H. Fisher Co.	do.	18,000	40,000	15,000	---	electric.	---	8	48	15	---	---	15
717	Ford Body Co.	do.	5,000	9,000	3,000	300	---	25	10	58	30	---	---	30
718	C. S. Gauldin	do.	---	4,000	100	300	electric.	50	9	52	1	---	---	1
719	Glascok Stove and Mfg. Co.	do.	150,000	160,000	50,000	250	electric.	50	9	54	49	---	---	49
720	Golden Rule Press	do.	9,000	12,000	8,000	---	electric.	5	8	48	5	1	---	6
721	Greensboro Printing Co.	do.	7,403	8,749	1,117	312	electric.	3	8	48	2	---	---	2
722	Greensboro Roller Mills*	do.	100,000	800,000	25,000	300	electric.	150	11	60	7	---	---	7
723	Groome Broom Co.	Greensboro, R. 3.	1,000	30,000	4,500	---	gas, eng.	6	10	50	---	---	---	---
724	Guilford Choro-Cola Bottling Co.	Greensboro.	20,000	40,000	6,760	309	electric.	5	10	55	7	---	---	7
725	Hadley-Taylor Co.*	do.	10,000	75,000	6,000	---	electric.	---	8	44	5	5	---	10
726	Harrison Printing Co.	do.	4,500	7,500	18,000	---	electric.	---	8	48	10	3	---	13
727	Hill Flour Mills, Inc.	do.	100,000	700,000	15,000	250	electric.	100	10	55	15	---	---	15
728	King-Cola Bottling Co.	do.	15,000	40,000	5,600	309	electric.	5	10	55	8	---	---	8
729	John W. Knight & Son.	do.	4,000	15,000	6,300	300	electric.	50	10	55	3	---	---	3
730	J. H. Neese Marble Yard	do.	12,500	---	---	---	---	---	---	---	---	---	---	---
731	Newman Machine Co.	do.	100,000	200,000	85,000	310	electric.	75	10	60	60	4	---	64
732	North State Milling Co.	do.	150,000	6,000	6,000	150	electric.	125	10	55	7	---	---	7
733	Oettinger Lumber Co.	do.	125,000	250,000	90,000	---	e. and s.	300	10	55	98	1	---	99
734	O'Henry Bedding Co., Inc.	do.	6,000	20,000	2,496	295	electric.	7½	9	49	3	1	---	4
735	Pennsylvania Lumber Co.	do.	12,000	200,000	4,500	250	electric.	115	10	55	18	---	---	18
736	Piedmont Ice and Coal Co.	do.	15,500	106,000	60,000	210	s. and e.	150	12	84	85	1	---	86
737	Pintsch Compressing Co.	do.	31,313	29,000	7,600	365	steam	60	12	78	5	---	---	5
738	J. R. Pitt	do.	30,000	100,000	21,000	320	steam	65	10	60	25	---	---	25
739	Proximity Print Works.	do.	500,000	2,000,000	133,000	246	electric.	450	10	55	103	21	---	124
740	Roberson-Strader Co.*	do.	30,000	150,000	18,000	300	s. and e.	100	10	55	40	---	---	40
741	Charles D. Roberts Co.	do.	5,000	30,000	4,500	300	electric.	24	10	55	5	---	---	5
742	Rowe & Rouch Co.	do.	25,000	75,000	28,000	300	electric.	115	9	50	25	---	---	25

743	Sergeant Mfg. Co.	do	67,556	41,271	273	electric.	25	9	49½	25	---	25
744	Southside Steam Laundry	do	4,000	7,000	300	gas.	5	10	54	4	7	11
745	Jos. J. Stone & Co.	do	25,000	25,000	300	electric.	25	8	48	18	3	21
746	Swift & Co. Fertilizer Works	do	100,000	30,000	300	electric.	500	10	55	40	120	40
747	Vick Chemical Co.	do	80,000	300,000	300	electric.	2,500,000	40	9	50	60	180
748	W. J. Westbrook Elevator Co.	do	1,000,000	300,000	284	electric.	20	9	54	8	---	8
749	E. A. Woodell	do	50,000	10,097	279	electric.	53,000	4	8	48	2	2
750	E. A. Woodell	do	6,000	3,000	300	electric.	8,000	2	55	26	2	28
751	Wysong & Miles Co.	do	70,000	45,000	300	oil eng.	322,000	25	8	48	2	2
752	Guilford College Milling Co.	Guilford College	10,000	1,500	300	electric.	12,000	11	8	48	10	15
753	Barber-Hall Printing Co.	High Point	70,000	20,000	300	electric.	70,000	25	10	50	25	27
754	Carolina Casket Co.	do	25,000	25,000	278	s. and e.	135,000	115	10	50	65	68
755	Carolina and Yadkin River Ry. Co.*	do	75,000	60,000	365	steam	---	10	55	---	---	---
756	Cecil Mfg. Co.	do	8,000	---	---	electric.	---	10	55	---	---	---
757	Consolidated Veneer and Panel Co.	do	105,000	300,000	260	electric.	300,000	200	10	55	57	57
758	Dillon-Vitt Underwear Co.	do	757	---	---	---	---	10	55	5	80	85
759	Ferd. Ecker	do	60,000	400,000	290	electric.	---	50	10	55	20	20
760	Glenola Brick Co.	do	20,000	30,000	250	steam.	---	75	10	55	25	25
761	Hayworth Roll and Panel Co.	do	75,000	20,000	260	steam.	125,000	75	10	55	30	31
762	High Point Baking Co.	do	6,000	792	365	electric.	1,400	2	6	42	7	8
763	High Point Buggy Co.	do	25,000	10,000	300	electric.	75,000	22	10	55	15	15
764	High Point Glass and Decorative Co.	do	6,500	---	---	electric.	---	2	10	55	15	15
765	High Point Machine Works.	do	25,000	125,000	305	electric.	---	57½	10	55	22	22
766	High Point Milling Co.	do	42,000	6,000	200	electric.	100,000	50	11	66	7	8
767	High Point Pad and Excelsior Co.	do	16,527	50,000	240	electric.	50,000	42½	10	55	11	11
768	High Point Steam Laundry*	do	100,000	90,000	310	s. and w.	---	45	10	55	20	60
769	High Point Underwear Co.	do	250,000	75,000	308	electric.	---	12	10	55	4	114
770	Hill Veneer Co.	do	3,000	---	288	e. and s.	---	125	10	60	100	100
771	Kurans Bedding Co.*	do	4,000	---	---	electric.	---	5	9	45	2	2
772	McKinney Knob Works.	do	19,400	7,000	---	electric.	---	25	10	55	10	11
773	Moditt Underwear Co.	do	75,000	500,000	300	electric.	---	35	9½	8	200	208
774	Pittsburg Plate-Glass Co. of Mich.	do	286	75,000	286	electric.	---	52	10	31	4	85
775	Reidsville Paper Box Co.	do	140,000	40,000	250	electric.	---	32	10	55	20	40
776	Revolution Veneer and Panel Co.	do	75,000	200,000	310	electric.	---	100	10	55	37	38
777	The Snow Lumber Co.	do	100,000	800,000	275	steam.	---	500	10	55	250	250
778	Stamey Printing House.	do	5,000	2,500	300	electric.	---	2	8	48	3	7
779	Wilson Motor Co.	do	125,000	---	---	electric.	---	50	10	60	2	2
780	Jamestown Roller Mill.	Jamestown.	15,000	1,500	300	water	---	---	---	---	---	---

*Same as last report.

TABLE No. 2—Continued.

No.	Factory	Postoffice	Estimated Value of Plant	Estimated Value of Yearly Output	Estimated Yearly Pay Roll	Number Days in Operation During Year	Power	Number H. P.	Number Hours Constituted Work	Number Hours Constituted Work	Number Employees			Total
											Male	Female	Children	
780	Julian Milling Co.	Julian	\$ 5,300	\$	\$ 1,450	156	steam	40	10	30	3			3
781	P. P. Shoe Sawmill	do	1,600	1,000	500	50	steam	25	10		6			6
782	Buffalo Broom Works*	Pleasant Garden	11,261	19,561	10,000	240	oil eng	6	10	55	1			6
783	Carolina Warehouse, Inc.	do					steam	60	10	55				180
784	Pomona Terra-Cotta Co.*	Pomona	209,723	500,000	175,000	300	steam	350	10	59	180			15
785	S. B. Moore	Stokesdale	2,500	16,000	11,200	228	steam	20	10	55	15			1
786	Dixie Roller Mills*	Summerfield	2,500				water	25	10		1			1
787	W. D. Lane Sawmill*	do	500	3,000	384	96	steam	10	10		2			2
788	Stafford Brothers	do												
789	Thorne's Mill	Airlee			400		water	38						48
790	The Columbian Peanut Co.	Enfield	10,000	150,000	10,000	180	steam	80	10	60	18	30		6
791	W. W. Hardy	do	12,000	15,000	1,000	120	steam	60	8		6			45
792	D. W. Downs	Hobgood	10,000	75,000	35,000	26	steam	150	10	55	45			4
793	B. W. Bowser Sawmill	Littleton	1,500	1,450	300	90	steam	20	8		4			15
794	Nelson Vertical Paper Cutter Co.	do	50,000		18,000	308		20	9½	52	15			31
795	Schlichter Lumber Co.	do	85,000	150,000	26,000	120	steam	350	10	60	30	1		85
796	E. E. Wollett & Son	do	50,000	200,000	12,000	200	steam	200	10	60	35			12
797	Halifax Builders Supply Co.*	Reynolds Rapids	30,000	70,000	11,700	309	steam	55	10	55	12			28
798	Cotton Oil and Ginning Co.	Scotland Neck	50,000	300,000	17,000	180	electric	200	12	72	28			16
799	W. L. House Brick Co.	do	25,000	20,000	7,000	60	steam	40	10	60	15		1	7
800	Scotland Neck Planning Mills	do	10,000	25,000	4,000	250	electric	75	10		7			1
801	K. C. Clark	Weldon	350		800		electric	3	10	60	1			40
802	Dixon Lumber and Millwork Co.	do	200,000	150,000	50,000	300	steam	100	10	60	40			5
803	Harrell's Printing House	do	3,000	6,000	2,500	312	hand		10	60	4	1		15
804	W. T. Parker	do	1,500	10,000	6,000	250	steam	35	10		15			17
805	Weldon Coca-Cola Bottling Works	do	30,000	130,000	18,000	260	electric	50	10	60	16	1		4
806	Weldon Ginning Co.	do	12,000		1,000	90	oil eng	75	9	54	4			13
807	Weldon Ice Co.	do	50,000	30,000	15,000	300	steam	100	12	72	12	1		4

808	Weldon Printing Co.	do.	6,500	4,000	313	electric.	5	10	60	2
809	Williams Gin and Sawmill.	Anger	20,000	45,000	65	steam.	80	10	55	16
810	Harrington & Harrington*	Broadway	1,000	17,500	50	steam.	20	10	55	11
811	Paradise Lumber Co.*	do.				steam.	25	10	6	6
812	Newport Mfg. Co.	Casema & Durham	95,000	175,000	150	s. and e.	100	10	55	17
813	J. C. Byrd	Duke, R. 1.	12,000	28,000	200	steam.	60	10	55	7
814	Wilson H. Lucas	do.	1,000	750	15	steam.	60	10	60	
815	W. T. Avery	Dunn.	300			steam.	30	10		
816	Barnes Oil Mills*	do.	30,000			steam.	250	12	84	20
817	Dunn Ice and Fuel Co.	do.	25,000	20,000	200	oil eng.	125	6	60	7
818	Dunn Marble Works	do.	9,200	18,000	300	electric.	3	9	54	3
819	General Utility Co.	do.	100,000	10,000				10	55	25
820	The John A. McKay Mfg. Co.	do.	80,000	450,000	313	s. and e.	80	10	55	32
821	Pepsi-Cola Bottling Co.	do.	3,000	16,000	300	electric.	4	10	56	3
822	Pope & Tart.	do.	4,000	40,000	300	steam.	50	10	60	18
823	Southern Marble Works.	do.	5,000	15,000	300	electric.	3	10	55	2
824	Stuart Turlington.	do.	20,000							
825	H. C. Cameron.	Olivia.	5,000	50,000	200	steam.	30	10	60	8
826	W. A. Smathers Sawmill*	Balsam.	500	400	30	steam.		10	6	6
827	The Champion Fiber Co.	Canton	2,807,000	6,036,643	224	s. and e.	18,000	8	1,100	1,120
828	Clyde Roller Mills.	Clyde.	5,000	30,000	300	water	50	10	3	4
829	Haywood Milling Co.*	do.	7,000	4,000	325	k. eng.	25	10	2	2
830	Crabtree Roller Mills*	do.	5,000	15,000	313	water	40	10	60	1
831	England, Walton & Co.	Hazlewood	75,000	550,000	250	s. and e.	200	9	54	70
832	J. P. Inman*	Sunburst.	750	1,120	85	water	20	10	60	
833	Suncrest Lumber Co.	Waynesville.	350,000	750,000	270	steam.	1,000	10	60	474
834	Galloway Lumber Co.	do.	3,000	30,000	20,000	steam.	40	10	55	40
835	Hyatt & Co.	do.	12,000	100,000	310	electric.	75	10	60	12
836	C. W. Miller.	do.	3,000	2,500	600			10	1	1
837	Waynesville Ice and Cold Stor. Co.	do.	12,000	6,500	332	water	75	12	84	3
838	D. S. Hilderbran	Briekton	40,000	60,000	150	steam.	150	10	58	35
839	Henderson County Flour Mill.	Flat Rock	6,000	5,000	1,000	water	24		2	2
840	Fletcher Brick Works	Fletcher	35,000	45,000	173	oil eng.	50	10	60	24
841	Hundley's Sawmill.	do.	1,200	3,000	200	steam.	35	10	60	3
842	H. McKenzie Brick Works.	do.	3,500	40,000	90	steam.	60	10	27	3
843	J. V. Hesel.	Hendersonville.	750	25,000	1,100	hand.		9	54	
844	Hendersonville Lumber Co.*	do.	30,000	15,000	313	electric.	110	10	60	25

*Same as last report.

TABLE No. 2—Continued.

No.	Factory	Postoffice	Estimated Value of Plant	Estimated Value of Yearly Output	Estimated Yearly Pay Roll	Number Days in Operation During Year	Power	Number H. P.	Number Hours Constitute Days Work	Number Hours Constitute Weeks Work	Number Employees		
											Male	Female	Children
845	Valentine & Co.	Hendersonville	\$ 25,000	\$ 100,000	\$ 40,000	250	steam	90	10	55	50		
846	Aloskie Ice-Cream Co.	Aloskie	2,500	4,000	700		motor	5	10		2		
847	Branning Mfg. Co.	do	85,000	150,000	100,000	251	steam	400	10	60	90		
848	The Columbian Peanut Co.	do	9,000	30,000	3,000	105	steam	50	10	60	12	20	
849	C. Greene	do	15,000			90	electric	25	10	60	5		
850	Rountree & Co.	do	3,000	3,000	1,000	50	steam	30			6		
851	Cofield Mfg. Co.	Cofield	7,500	40,000	12,000	240	steam	100	9	45	18		
852	H. H. Taylor	Harrellsville	3,000	30,000	1,500	300	steam	75	10	55	22		
853	White & Britton	Murfreesboro											
854	Winton Cooperage Co.*	Winton	8,000	35,000	25,000		steam	90	10	55	18		
855	Winton Mfg. Co.	do	1,250	1,500	750	310	gas. eng.	6	10				
856	Hoke Oil and Fertilizer Co.	Raeford	75,000	500,000	30,000	200	steam	200	12		30		
857	W. D. McCraney's Sawmill	Vass	1,000	7,000	5,000	200	steam	25	10	50	13		
858	R. G. Bridgman	Swan Quarter	5,000	5,000	1,000	50	steam	50	10	50	10		
859	Cutrell, Mason & Co.	do	250				steam	30	10		3		
860	Hyde County Land and Lumber Co.	do	178,000	127,652	75,000	200	steam	400	10	60	100	2	
861	R. L. Smith's Sawmill*	Edinwood	1,200	4,000	3,000	200	steam	18	10		7		
862	Merris Brothers*	Hamptonville	800	4,000	1,500	200	steam	15	10	50	6		
863	H. C. Hunter's Sawmill	Harmony	3,500	15,000	5,000	150	steam	20	10	55	11		
864	Boat-Cline Co.	Loray	500	1,800	160	80	steam	17	10	60	4		
865	Barger Brothers	Mooresville											
866	Carolina Iron Works, Inc.	do	30,000	20,000	6,000	260	electric	15	10	55	8	1	
867	Farmers Warehouse and Oil Mills, Inc.	do	40,000	35,000	6,500	156	electric	127	12	70	10		
868	W. N. Johnston Sons Co.	do	60,000	32,000	16,000	165	electric	200	10	60	22		
869	Mooresville Cooperative Creamery	do	34,000	100,402	7,800	365	electric	323	10	55	6		
870	Mooresville Flour Mills	do	60,000	200,000	10,000	160	electric	160	11	66	8		
871	Mooresville Oil Mill	do	25,000	80,000	9,000	150	electric	230	10	60	15		
872	C. C. Richmond	New Hope	6,000				water	40	10		1		

MISCELLANEOUS FACTORIES

873	Armfield Veneer Co.	Statesville.	20,000	75,000	15,000	275	steam.	75	10	55	25	25
874	Brady Printing Co.	do.	21,000	35,000	9,000	310	electric.	10	9	54	6	8
875	Brown Bag Co.	do.		1,500	3,500	300	electric.	5	10	60	6	6
876	City Flour Mills	do.										
877	Coca-Cola Bottling Co.	do.	50,000	60,000	7,500	310	electric.	30	10	60	6	7
878	Conner & Eagle.	do.	5,000	10,000	3,000	300	gasoline.	1	10	50	3	3
879	Gas Dept., City of Statesville.	do.	75,000	20,000	4,000	365	s. and e.	45	10	70	3	3
880	Kennedy Veneer Co.	do.	30,000	75,000	20,000	275	steam.	150	10	55	25	25
881	N. B. Mills	do.										
882	Morrison Mfg. Co.	do.	100,000		60,000		electric.	250		55	35	35
883	D. A. Myers' Sawmill*	do.	1,000				steam.	16	10		3	3
884	L. K. Overcash Sash and Door Fac.	do.	5,000	6,000	2,000	260	steam.	25	10	55	4	4
885	Piedmont Baking Co.	do.	55,000	100,000	15,600	365	electric.	45	12	72	15	2
886	Selby Ice-Cream Co.	do.	15,000	25,000	10,000	365	electric.		12	72	6	6
887	Mrs. M. L. Sharpe*	do.	10,000			150	water.	30				
888	O. W. Slane Glass Co.	do.	7,500	425,000	23,500	260	electric.	25	10	55	25	25
889	Slane-White Milling Co.	do.	6,000		1,000	313	water.				2	2
890	Star Milling Co.	do.	18,000	1,000,000	4,800	312	electric.	135	10		4	4
891	Statesville Baking Co.	do.	2,000	2,000	5,000	90	electric.	5	10	60	4	5
892	Statesville Brick Co.	do.	50,000	165,000	40,000	250	s. and e.	250	10	55	75	75
893	Statesville Cotton Oil Co.	do.	40,000	128,000	11,500	134	steam.	210	11	64	15	16
894	Statesville Flour Mills Co.	do.	300,000	150,000	25,000	300	electric.	500	10	60	30	30
895	Statesville Showcase Co.	do.	20,000	44,000	14,000		electric.	75	10	55	15	15
896	Statesville Tin Co.	do.	2,000						9			4
897	J. C. Steele & Sons.	do.	150,000	250,000	85,000	300	electric.	100	9	51	70	70
898	Sterling Mills, Inc.	do.	300,000	1,000,000	48,000	250	electric.		24	144	32	32
899	C. H. Turner	do.	250,000	200,000	75,000	312	electric.	100	10	55	75	75
900	C. V. Collins	Troutman.	1,000				steam.	20	10	50	4	4
901	J. A. Collins Sawmill.	do.	1,500				steam.	18	10			
902	Trouman Shirt Mills.	do.	5,000	100,000	20,000	275	electric.	10	9	50	3	33
903	Garden Valley Roller Mills†	Turnersville.	5,000				water.	25				
904	Cullowhee Milling Co.*	Cullowhee.	12,000	900	132	hydro-e.	65		20	10	60	12
905	Jarratt Lumber Co.	Dillsboro.	3,000	15,000	12,000	125	steam.	20	10	60	7	7
906	J. J. Mason's Lumber Plant*	do.	10,000				s. and e.	50	10	60	7	5
907	Tuckasee Ice Co.	do.	15,000	8,000	3,000	225	electric.	24	10	60	5	5
908	Champion Auto Co.	Everette.										
909	I. Ammons*	Speedwell.		500		265	steam.	15	10	50	5	5

*Same as last report. †Custom grinding.

TABLE No. 2—Continued.

No.	Factory	Postoffice	Estimated Value of Plant	Estimated Value of Yearly Output	Estimated Yearly Pay Roll	Number Days in Operation During Year	Power	Number H. P.	Number Hours Work Constituted	Number Employees			
										Male	Female	Children	Total
910	Calhoun Brothers*	Sylva.....	\$ 1,000	\$.....	\$ 2,250	60	steam.....	20	10	7			7
911	E. B. Camp.....	Willets.....	2,500		12,000	150	steam.....	30	10	20			20
912	J. Willis Creech.....	Benson.....											
913	Star Mfg. Co.*	do.....	25,000	30,000	9,000	244	steam.....	80	10	20			20
914	Rose's Mill.....	Bentonville.....	1,200		100	25	oil.....	30	8	1			1
915	P. W. Barber.....	Clayton.....					water.....	109		4			4
916	John I. Barnes & Bro.....	do.....	5,000	10,000	5,000	275	steam.....	50	10	5			5
917	Clayton Motor Co.*	do.....			2,200	313	steam.....	10	60	2			2
918	Horne-Morris Motor Co.....	do.....	7,000				electric.....	11	10	12			12
919	J. F. Price.....	do.....	2,000				steam.....	35	10	15			15
920	The Rand Milling Co.....	do.....	10,000			200	water.....	10	10	1			1
921	J. A. Vinson's Estate.....	do.....	3,000	150,000	5,200	295	steam.....	120	10	7			7
922	King's Corn Mill.....	Four Oaks.....	800	125		10	water.....	30	10	5			5
923	Sanders' Handle Plant.....	do.....	5,000	18,000	3,000		steam.....	22					
924	Boylkin's Grist Mill.....	Kenly.....	300	200		52	water.....						
925	Pine Level Oil Mill Co.....	Pine Level.....	75,000	225,000	12,000	270	electric.....	200	24	40			40
926	Navassa Guano Co.....	Selma.....		418,000	48,000	313	electric.....	260	10	55			47
927	Selma Briek Co.....	do.....	100,000	100,000	50,000	200	electric.....	200	10	55			50
928	Selma Lumber Co.....	do.....	10,000	30,000	5,000	200	steam.....	40	10	55			8
929	Wood Grocery Co.*	do.....	15,000	15,000	5,000	180	steam.....	65	12	72			4
930	Beaty & Lassiter Printing Co.....	Smithfield.....	25,000	21,000	12,000	313	electric.....	5	8	4			6
931	Creech Chemical Co.....	do.....	2,000	2,500		30	hand.....		10				1
932	W. T. Holland's Garage.....	do.....	2,000	2,500	2,000	310	gas, eng. hand.....	5	10	2			2
933	Hood Brothers*.....	do.....					hand.....		15	90			1
934	Jasper Beasley Lumber Mill.....	Wilson Mills.....	4,500				steam.....	60	10				
935	C. M. & W. G. Wilson.....	do.....	10,000	27,500	10,250		steam.....	50	10	55			19
936	Maysville Gin Co.....	Maysville.....	4,000	2,500	1,200	160	steam.....	100	10	55			8
937	L. A. & D. T. Riggs*.....	do.....	1,000	200	30	15	steam.....	15	10	60			3

TABLE No. 2—Continued.

No.	Factory	Postoffice	Estimated Value of Plant	Estimated Value of Yearly Output	Esti- mated Yearly Pay Roll	Number Days in Operation During Year	Power	Num- ber H. P.	Number Hours Work		Number Employees			
									Constitute Days	Constitute Weeks	Male	Female	Children	Total
975	Eureka Iron Works, Inc.....	Lincolnton.....	\$ 20,000	\$ 24,000	\$ 12,000	300	electric..	20	9 ³	52	12			12
976	Johnston Ice and Fuel Co.....	do.....	40,000	9,000	6,000	130	electric..	64	12	60	10			10
977	Lincoln Marble Works.....	do.....					gas. eng.	3	8	48				
978	Lincoln Milling Co.*.....	do.....	25,000	105,000	5,000	255	electric..	75	12	65	3			3
979	Lincolnton Coca-Cola Bottling Co.....	do.....	25,000	41,800	4,325	200	electric..	10	10	60	4			4
980	J. F. Logan*.....	do.....	700	500	200	30	steam..	20	10	60	5			5
981	Howard's Creek Mill Co.*.....	Reepsville.....	5,000	8,000	600	275	water..	12	10	55	1			1
982	J. M. Beam & Bro.....	Vale.....	12,000	12,000	6,000	310	steam..	50	10	55				
983	Cascade Roller Mills.....	Vale, R. 1.....	3,000			200	water..	23						
984	Frank A. Keeffe.....	Ashford.....	1,110	7,642	3,720	200	steam..	72	10	60	6			6
985	Beaman Lumber Co.....	Marion.....	25,000	160,000	20,000	300	steam..	150	10	55	25			25
986	Builders Supply Co.....	do.....	10,000											
987	McDowell Publishing Co.....	do.....	8,000	4,800	4,800	310	electric..	4	9	54	4			4
988	Marion Leather Co.....	do.....	2,500	3,000	1,000	300	electric..	15	10	55	2			2
989	Crooked Creek Lumber Co.....	do.....	4,000	20,000	12,000	90	steam..	25	10	60	15			15
990	Pritchard Sawmill.....	Old Fort, R. 1.....	1,500	1,600	800	50	steam..	15	10		3			3
991	Coca-Cola Bottling Co.....	Franklin.....	2,000	5,000	1,600	60	electric..	2	10	60	2			2
992	S. J. Kinsland*.....	do.....	250	150	150	300	water..				1			1
993	Gahagan Lumber Co.*.....	Belva.....	2,500	40,000		30	steam..	18	10		18	2		2
994	R. D. Roberts.....	Big Laurel.....	1,500				steam..	15						
995	R. A. Edwards' Sawmill.....	Marshall.....	1,000	300,000 ft.	2,100	60	steam..	18	10		10			10
996	Halewood Mill Co.....	do.....	2,000	10,000	600	312	water..	15	10	60	1			1
997	G. C. Myers.....	Paint Rock.....	1,000	6,000	5,500		steam..	15	10	60				
998	Roberts & Ramsey.....	Revere.....	1,000	5,000	2,000		steam..	20	10	50	10			10
999	Broad River Lumber Co.*.....	Stackhouse.....		500,000	225,000	256	steam..	100	10	70	250			250
1000	Stroud, Bailey & Barnhill.....	Everette.....	5,000				steam..	100	10	60	8			8
1001	Croom Machine Shop.....	Robersonville, R. 3.....	6,000	15,000	4,500	300	gasoline..	15	10	60	4			4
1002	Regerson Brothers.....	Robersonville.....							10					1

Lincolnton

Marion

Marion

Marion

1067	Piedmont Canning Co.†	do.	29,000	70,000	10,000	steam.	75	8	48	15	100	115
1068	Piedmont Electro-Chemical Co.	do.	149,612	65,000	60	electric.	200	8	48	50	50	50
1069	Piedmont Marble Co.	do.	20,000	35,000	60	electric.	24	8	49	10	5	6
1070	Piedmont Printing Co.	do.	425,000	15,000	312	electric.	80	10	55	16	1	10
1071	Pound & Moore Co.	do.	25,000	60,000	310	electric.	8	8	48	16	1	17
1072	Queen City Brick Co.	do.	20,000	25,000	100	s. and e.	80	10	55	16	2	18
1073	Queen City Gran. and Marble Wks.	do.	6,275	42,367	300	electric.	55	8	48	8	8	8
1074	Queen City Printing Co.	do.	59,297	105,000	41,000	310	electric.	25	8	48	21	24
1075	Sanitary Steam Laundry	do.	86,000	44,000	313	steam	62	9½	54	14	70	84
1076	Service Electric Co.	do.	1,500	18,000	130	electric.	5	9	44	4	4	4
1077	Shaw Tire Co.*	do.	5,000	13,000	300	electric.	125	10	55	12	8	8
1078	South Atlantic Waste Co.	do.	75,000	150,000	310	electric.	3	9½	5	5	27	27
1079	Southland-Helms Co.	do.	450,000	1,000,000	313	electric.	400	10	60	100	40	200
1080	Southern Asbestos Mfg. Co.	do.	40,000	75,000	310	electric.	50	10	55	20	1	21
1081	Southern Auto and Wagon Co.	do.	5,000	10,000	4,000	electric.	8	8	4	1	5	5
1082	Southern Awning and Decorating Co.	do.	157,645	1,099,126	180	s. and e.	800	9	49½	45	5	50
1083	The Southern Cotton Oil Co.	do.	56,000	476,000	38,000	electric.	9½	9	50	10	10	10
1084	Southern Engineering Co.	do.	50,000	50,000	295	electric.	25	10	55	60	5	60
1085	Southern Ice Machine Co.	do.	8,000	12,000	307	electric.	400	10	80	80	80	80
1086	Southern Printing Co.	do.	40,000	95,000	53,000	electric.	400	10	55	60	5	5
1087	Southern Spindle and Flyer Co.	do.	270,000	180,000	250	electric.	800	10	55	65	6	71
1088	Standard Ice and Fuel Co.	do.	350,000	4,000,000	300	steam.	17	10	60	9	9	9
1089	The Stopzit Co.	do.	50,000	75,000	15,000	electric.	150	10	55	44	44	44
1090	Swift & Co. Refinery	do.	270,000	300,000	313	electric.	125	9	54	80	4	84
1091	C. Valser Bottling Works.	do.	80,000	500,000	350	electric.	10	8½	48	102	102	102
1092	Virginia-Carolina Chemical Co.	do.	10,000	30,000	314	electric.	125	9	54	100	2	5
1093	H. M. Wade Mfg. Co.	do.	225,000	750,000	300	steam	50	8	48	22	4	26
1094	Washburn Printing Co.	do.	200,000	500,000	312	electric.	50	8	48	22	4	26
1095	J. H. Wearn & Co.	do.	200,000	75,000	300	electric.	450	10	60	75	1	14
1096	Webb Sausage Mill	do.	5,000	20,000	300	electric.	10	10	55	7	7	7
1097	Wentz Sign Co.	do.	10,000	56,000	326	electric.	12	8	56	8	2	10
1098	Western Newspaper Union	do.	33,600	243,400	130	s. and e.	300	12	40	40	40	40
1099	Woodside Motor Co.	do.	290,000	500,000	65,000	electric.	50	8	48	22	4	26
1100	Yarborough & Bellinger	do.	59,724	140,372	20,891	electric.	9½	9½	57	13	1	14
1101	J. Zagora Mfg. Co.	do.	500,000	200,000	75,000	300	electric.	450	10	60	75	1
1102	Zindel's Hygienic Bakery	do.	5,000	20,000	300	electric.	10	10	55	7	7	7
1103	Southern Cotton Oil Co.	Davidson.	10,000	56,000	326	electric.	12	8	56	8	2	10
			33,600	243,400	130	s. and e.	300	12	40	40	40	40

*Same as last report. †Including Raeford Branch.

TABLE No. 2—Continued.

No.	Factory	Postoffice	Estimated Value of Plant	Estimated Value of Yearly Output	Estimated Yearly Pay Roll	Number Days in Operation During Year	Power	Number H. P.	Number Hours Work Constitutive Days	Number Hours Work Constitutive Weeks	Number Employees		
											Male	Female	Children
1104	Bakersville Roller Mills.....	Bakersville.....	\$ 6,000	\$ 10,000	200	200	water	22	10	60			
1105	J. W. I. Quinn*.....	do.....	1,000			10			10				
1106	C. C. Woody*.....	Estatoe.....	2,000	17,500	2,250	100	steam	20	10	60	10		10
1107	J. S. Burtleson.....	Hawk.....	800		1,000	15			15		5		5
1108	New Era Mica Co.....	Penland.....	2,000	40,000	8,000	290	water	125	10	60	7		14
1109	English Mica Co.....	Spruce Pine.....	40,000	70,000	9,500	261	water	300	12	72	10		10
1110	Jordan Mfg. Co.....	Toecane.....	25,000	55,000	12,000	225	steam	50	10	55	20	2	22
1111	Toecane Milling Co.....	do.....	15,000	75,000	3,600	150	electric		9	54	3		3
1112	Biscoe Foundry and Machine Co.....	Biscoe.....	10,000	15,000	3,500	300	electric	15	10	58	6		6
1113	Coca-Cola Bottling Co.....	do.....	15,000	25,000	1,500	300	electric	10	9	50	2		2
1114	Richard Russell.....	Blaine.....	800	1,200		240	steam	20	10	65	10		10
1115	D. M. Lewis*.....	Candor.....	600	6,000	3,000	200		15	10	50	4		4
1116	Ether Roller Mills.....	Ether.....	12,000	15,000	500	300	oil eng.	30	10	60	1		1
1117	Gaston Eagles*.....	do.....											
1118	N. L. Byrd*.....	Mount Gilead.....	1,000	750	550	20	steam	15	10	55	8		8
1119	G. R. Poe*.....	do.....	800	6,600	3,500	200	steam	25	10	60	6		6
1120	Mount Gilead Cotton Oil Co.....	do.....	60,000	200,000	10,000	200	s. and e.	150	12	66	25		25
1121	Mount Gilead Roller Mill.....	do.....	4,500	20,000	1,000	250	electric	40	10	60	1		1
1122	Smith's Sawmill.....	do.....	700	2,000	1,000	90			10	50	7		7
1123	N. G. Arey*.....	Richfield.....	28,200	42,780	5,838	250	steam	35	10	60	6		6
1124	Joe Davis.....	Star.....	800	1,200	2,000	100	steam	12	10	60	6		6
1125	T. L. Maness.....	do.....	5,000	10,000	4,500	217	steam	25	10	60	14		14
1126	B. S. Howell*.....	Troy.....	1,500			20	steam		10	60			
1127	The Montgomerian.....	do.....	8,000	4,000	4,000	310	electric		9	54	4	1	5
1128	I. F. Russell.....	do.....	900	15,000	5,000	100	steam	15	10	55	15		15
1129	Smithman Power Co.*.....	do.....	75,000	200,000	20,000	299	s. and e.	1,000	10	55	25		25
1130	Troy Cross-Arm Co.....	do.....	15,000	100,000	12,000	300	s. and e.	25	10	55	12		12
1131	Troy Garment Co.....	do.....	50,000	50,000	7,000		electric		25	10	2	25	27

MISCELLANEOUS FACTORIES

1132	Troy Milling Co.....	do.....	1,500	10,000	1,500	312	electric..	80	10	60	2	2
1133	Blue & Parnell*	Wadeville.....	2,000	12,000	6,000	150	steam...	18	10	50	15	15
1134	Aberdeen Crate and Box Co.	Aberdeen.....	30,000	75,000	20,000	270	s. and e..	100	10	57½	30	30
1135	Coca-Cola Bottling Co.....	do.....	20,000	50,000	6,700	300	electric..	15	10	60	7	7
1136	B. L. Brady*	Carthage.....	1,600	6,000	410	152	steam...	25	10	60	10	10
1137	Moore County News.....	Carthage.....	15,000	12,000	56,000	313	electric..	7	9	52	4	4
1138	Pool & Cooper Lumber Co.*	do.....	2,000	13,000	5,500	150	steam...	15	10	55	10	10
1139	Brower & Sons*	Hemp.....	900	20,000	3,750	250	steam...	20	10	49	10	10
1140	R. Cole.....	do.....	3,000	22,500	12,000	200	steam...	70	10	55	24	24
1141	Reynolds' Mills.....	Letman.....	7,000	15,000	900	313	water...	85	10	60	2	2
1142	Pinehurst Lumber Yards.....	Pinehurst.....	4,115	75,000	8,237	hand	electric..	10	60	10	1	11
1143	Allen M. Roberts.....	Southern Pines.....					hand					
1144	M. D. McCrummer.....	West End.....	1,500	1,000	125	30	steam...	25	10	60	4	4
1145	George W. Johnson.....	Bailey.....	1,500		3,720		steam...	30	10	9	22	9
1146	Battleboro Oil Co.....	Battleboro.....	35,000	175,000	15,000	200	steam...	175	12	72	22	22
1147	Lamm's Mill.....	Middlesex.....	2,500	1,000	100	50	water...	20	10		3	3
1148	The Middlesex Supply Co.....	do.....	15,000	10,000	2,000		crude oil	50	10		1	1
1149	J. H. Bone*	Nashville.....	1,000	12,000	500	90	gas eng..	15	10	50	3	3
1150	The Graphic.....	do.....	20,000		5,000	312	gas. eng.	5	8	48	4	6
1151	G. E. Beal*	Red Oak.....	3,000	12,000	7,000	275	steam...	40	10	55	12	12
1152	Bishop Laundry Co.....	Rocky Mount.....	20,000		30,000	308	s. and e..	53½	8	48	14	32
1153	Builders Sash and Door Co.	do.....	40,000	150,000	30,000	300	steam...	200	10	55	30	30
1154	Coca-Cola Bottling Co.....	do.....	50,000	100,000	13,000	310	electric..	18	10	60	9	9
1155	Cotton Belt Mfg. Co.....	do.....	60,000	138,000	15,000	280	electric..	10	60	10	3	13
1156	G. R. Dixon*	do.....	500									
1157	Faison Brick Co.....	do.....	55,000	50,000	10,000	125	electric	170	10	55	25	25
1158	J. E. Lane.....	do.....		2,200	700	226			9½	56		
1159	Municipal Light and Waterworks.	do.....	850,000	120,000	60,000	365	steam...	2,400	8	52	25	27
1160	Nash Brick Co.....	do.....	100,000	90,000	30,000	207	steam...	10	58	50		50
1161	The Southern Cotton Oil Co.	do.....	100,000	690,000	27,000	200	s. and e..	500	24	123	60	60
1162	Tar River Lumber Co.....	do.....	100,000	175,000	60,000	300	steam...	500	10		70	1
1163	J. H. Ward Lumber Co.....	do.....	20,000	50,000	12,000	285	steam...	60	10	55	15	15
1164	Williams Lumber Co.....	do.....	40,000	115,000	7,000	250	electric..	50	10	55		
1165	Lance & Morgan*	Spring Hope.....	550				steam...	40				
1166	Montgomery Lumber Co.....	do.....	24,351	420,000	156,000		steam...	650	11	66	190	190
1167	Pace & Strickland.....	do.....	3,000	7,000	6,000	200	steam...	25	10	60	7	7
1168	M. H. Privett.....	do.....	5,000	20,000	10,000	200	steam...	80	10		25	25

*Same as last report.

TABLE No. 2—Continued.

No.	Factory	Postoffice	Estimated Value of Plant	Estimated Value of Yearly Output	Estimated Yearly Pay Roll	Number Days in Operation During Year	Power	Number H. P.	Number Hours Constitute Days Work	Number Hours Constitute Weeks Work	Number Employees		
											Male	Female	Children
1233	Cartwright Bakery.....	Elizabeth City...	\$ 150	\$ 1,200	\$ 250	205	s. and e.	125	10	60	20	1	1
1234	Chesson Mfg. Co.....	do.....	20,000	60,000	11,000	245	steam	120	10	59	10	10	20
1235	T. A. Commander*.....	do.....	2,500	6,280	8,750	300	electric.	100	9	54	9	2	84
1236	Elizabeth City Buggy Co.....	do.....	80,000	200,000	98,309	309	steam	1,750	10	60	450	5	450
1237	Eliz. City Iron Works and Supply Co.	do.....	75,000	200,000	150,000	235	steam	150	10	60	140	5	145
1238	Foreman-Blades Lumber Co.....	do.....	500,000	775,000	55,000	20	gas.	20	9½				
1239	Foreman-Dorrickson Veneer Co.....	do.....	2,500	4,000	2,000	300	motor	1½	10	60	3	3	3
1240	T. B. Hayman Shipbuilding Co.....	do.....	3,000	4,000	2,000	300	motor	1½	10	60	3	3	3
1241	G. F. Horner.....	do.....	100,000	300,000	310	310	steam	225	10	60	57	1	57
1242	Kramer Brothers Co.....	do.....	1,500	7,500	300	200	electric.	1½	10	60	1	1	2
1243	Munden & Alexander.....	do.....	20,000	27,500	10,000	310	electric.	15	8	48	7	1	8
1244	W. O. Saunders, Publisher.....	do.....	15,000	75,000	9,000	300	electric.	6	10	60	7	10	17
1245	W. H. Weatherly & Co.....	do.....	35,000	65,000	4,030	310	oil eng.	100	12		12		12
1246	Wright's Purity Ice Co.....	do.....	4,000	65,000	4,030	310	electric.	40	10		4		4
1247	Zimmerman & Co.....	do.....	4,000	65,000	4,030	310	electric.	40	10		4		4
1248	Weeksville Ginning Co.....	Weeksville.....	4,000	134,620	6,000	70	steam	40	10	70	10		10
1249	Alf. Woodard Lumber Co.*.....	Atkinson.....	4,000	15,000	10,000	225	steam	40	10	50	15		15
1250	Garysburg Mfg. Co.....	Burgaw.....	50,000	250,000	130,000	225	steam	325	11	66	210		210
1251	O. L. Thompson*.....	do.....	1,500	15,000	5,000	50	steam	60	10	66	15		15
1252	Hertford Herald.....	Hertford.....	2,400	15,000	5,000	316	g. and e.	4	8	48	3		3
1253	Major & Loomis Co.....	do.....	2,720	21,000	2,720	316	g. and e.	4	8	48	3		3
1254	W. S. Morris & Bro.*.....	Woodville.....	300,000	700,000	50,000	270	steam	1,050	10	60	325		325
1255	Roller Mills.....	Hurdle Mills.....	2,016	21,000	3,000	130	steam	170	10	60	12		12
1256	J. F. Harris Mill.....	Moriah.....	7,000	8,000	500	115	oil eng.	50	10	55	1		1
1257	City Ice Co.....	Roxboro.....	25,000	12,000		40	oil eng.	20					
1258	W. J. Huff.....	do.....	700	600	150	180	electric.	65	10	60	5		5
1259	Roxboro Bottling Works.....	do.....	10,000	30,000	3,400	40	steam	15	10	56	3		3
1260	J. G. Cloman*.....	Timberlake.....	2,000	3,400	3,400	300	electric.	7	9	54	4		4
							steam	25	8	40	4		4

MISCELLANEOUS FACTORIES

1261	George H. Hauser Co.	do.	5,000	10,000	4,000	200	steam.	60	45	6	6
1262	Mayo Saw and Planing Mill	Wooddale	3,000	400	200	10	gas, eng.	30	44	3	3
1263	Ayden Free Will Baptist Pfg. Co.	Ayden	10,000	11,000	5,275	314	electric.	4	49	4	4
1264	Sure Shot Remedy Co.	do.	3,500	4,000	1,000	20	gas.	2	10	1	2
1265	Tripp Brothers Garage.	do.	1,200								
1266	Worthington Brothers.	do.	500	3,000	2,000	75	steam.	30	10	8	8
1267	W. J. Gardner & Son.	Bethel									
1268	J. A. Matthews.	Bellairhur.									
1269	Galloway & Edwards Mill.	Chieod.	2,000	1,500	400	90	steam.	20			
1270	Smith's Lumber Co.*	do.	5,000	5,000	500	130	steam.	35	10		
1271	Farmville Oil and Fertilizer Co.	Farmville.	100,000	750,000	75,000	200	s. and e.	450	10	100	100
1272	W. R. Laster.	do.					gas, eng.	12			
1273	Coca-Cola Bottling Works.	Greenville.	50,000	100,000	15,000	300	electric.	6	60	10	10
1274	J. M. Cox*	do.	1,000	350,000	10,000	60	oil eng.	30	10	6	6
1275	Dnail Brick Works.	do.	25,000					80	10	55	25
1276	Dees Monument Works.	do.	13,182								
1277	Export Leaf Tobacco Co.	do.		2,271,652	44,221	128	steam	70	10	55	80
1278	E. B. Fieklen Tobacco Co., Inc.	do.	150,000	1,000,000	18,000	200	electric.	75	10	55	100
1279	John Flanagan Buggy Co.	do.	40,000	66,000	17,289	300	electric.		10	60	12
1280	Garris-Evans Lumber Co.	do.	10,000			300	motor	40	10	8	8
1281	Greenville Ice and Coal Co.	do.	32,000	3,500	5,000	200	steam.	250	12	84	6
1282	Orange Crush Bottling Co.	do.	15,000	60,000	6,000	300	motor.	6½	10	60	7
1283	D. D. Overton*	do.	5,000	35,000	9,000	300	s. and e.	25	10	60	18
1284	Peoples Bakery.	do.	5,000	26,000	4,000	315	electric.	4	8		1
1285	Virginia-Carolina Chemical Co.	do.		85,000	7,500	313	electric.		10	55	8
1286	H. R. Wetlington.	Grifton.	1,000				k. eng.	20	10	1	1
1287	G. C. Garris*	Littlefield.	4,000			100	steam.		10	60	1
1288	Joshua Crandal.	Pactolus.	400	500	450	60	i. c.	20	10	2	2
1289	G. W. Waters*	do.									
1290	L. R. Whichard.	Whichard.									
1291	Polk County News.	Tryon.	15,000	6,800	300	300	electric.	6	8	48	3
1292	Southern Mercizing Co.	do.	290,000	500,000	75,927	287	electric.	30	11	60	40
1293	Searcy & Parker.	Uree.	4,000	8,000	4,000	200	steam.	50	10	60	12
1294	Asheboro Coffin and Casket Co.	Asheboro.		60,000	290	290					4
1295	Asheboro Roller Mills.	do.	20,000	65,000	2,000	150	steam.	50	10		4
1296	Home Building and Material Co.	do.	13,000	300,000	40,000	290	steam.	150	10	55	100
1297	O. E. Rich Brick Plant.	do.	3,000	2,500	800	150	oil.	50	10	55	8

*Same as last report.

TABLE No. 2.—Continued.

No.	Factory	Postoffice	Estimated Value of Plant	Estimated Value of Yearly Output	Estimated Pay Roll	Number Days in Operation During Year	Power	Number H. P.	Number Hours Constitute Work	Number Hours Constitute Work	Number Employees		
											Male	Female	Children
1298	Routh Roller Mill.....	Asheboro.....	\$ 2,000	\$ 600	\$.....	water.....	15	1
1299	Southern Crown Milling Co.....	do.....	28,000	150,000	7,500	200	electric.....	75	10	57	9
1300	W. C. York Candy Co.....	do.....
1301	Coleridge Mfg. Co.....	Coleridge.....	14,500	23,000	9,000	340	steam.....	40	10	55	16
1302	G. E. Carter (Lumber).....	Fleazer.....	500	3,000	500	30	steam.....	18	5
1303	G. E. Carter (Meal and Feed).....	do.....	6,000	5,000	500	300	water.....	35	10	60	1
1304	Carter-Slaw Co.....	do.....	7,500	6,000	600	motor.....	40	10	6	1
1305	Farmer Roller Mills*.....	Farmer.....	3,000	2,500	150	gas.....	20	10	60	1
1306	Franklinville Roller Mills*.....	Franklinville.....	20,000	80,000	3,800	300	water.....	45	10	60	4
1307	Pearce Mill.....	Fullers.....	1,500	182	water.....	10	10	25
1308	Lee & A. W. Yount's Sawmill.....	do.....	2,000	5,000	3,000	90	steam.....	25	10	60	12
1309	Dimension Stock Co.....	Liberty.....	7,000	12,000	2,000	150	steam.....	50	10	55	8
1310	B. J. Gregson.....	do.....	3,000	15,000	6,000	150	steam.....	45	10	55	15
1311	Home Lumber Co.....	do.....	5,000	20,000	4,000	175	steam.....	70	10	55	5
1312	Liberty Broom Works.....	do.....	10,000	75,000	10,000	300	electric.....	5	10	55	12	1
1313	Liberty Mfg. Co.....	do.....	10,000	15,000	4,000	250	steam.....	45	10	55	10
1314	Liberty Milling Co.....	do.....	1,000	40,000	3,000	300	electric.....	50	11	52	4
1315	Piedmont Brick Co.....	do.....	7,000	20,000	7,500	60	10	55	15
1316	Uwharrie Burr Mills.....	Mechanic.....	6,000	5,000	water.....	100
1317	Richland Roller Mills.....	Moffitt.....	5,000	7,000	600	300	water.....	50	10	60	1
1318	Newman Brothers*.....	Pleasant Garden.....	8,000	300	w. & oil.....	65
1319	Mill Creek Roller Mills.....	Ramseur.....	6,000	20,000	307	water.....	40	10	60	1
1320	Ramseur Broom Works.....	do.....	2,000	297	electric.....	5	10	55	14
1321	Ramseur Milling Co.....	do.....	12,000	30,000	2,150	300	electric.....	40	10	60	3
1322	Coca-Cola Bottling Co.....	Randleman.....	10,000	18,000	2,000	300	electric.....	14	8	48	3
1323	Frank Aumon.....	Seagrove.....	6,000	75,000	5,000	200	steam.....	50	10	60	14
1324	M. Farlow's Mill.....	do.....	8,000	20,000	5,000	200	steam.....	25	10	56	10
1325	Seagrove Roller Mills.....	do.....	10,000	30,000	2,000	200	steam.....	25	10	60	2

1326	York Milling Co.*	Sophia	6,000	10,000	150	gas	45	2	2
1327	W. M. Wright's Sawmill*	Stanley	700	4,000	100	steam	10	60	8
1328	James Davis	Strieby	300	500	150	steam	12	10	3
1329	Uwharrie Roller Mills	Thomasville	20,000	15,000	600	water	25	10	1
1330	H. A. Pierce	Trinity	3,000	8,000	1,250	steam	20	10	4
1331	Adams & Graham	Hamlet	25,000	120,000	57,200	steam	100	60	65
1332	W. R. Bonsal Compress Co.	do.	250,000	367,000	79,812	oil and s.	350	10	90
1333	Buttercup Ice-Cream Co.	do.	80,000	127,000	15,000	electric	150	60	18
1334	Carolina Construction Co., Inc.	do.	16,000	500,000	200,000	gas, eng.	10	55	100
1335	Crown Carbonating Co.	do.	20,000	70,000	7,500	electric	10	60	7
1336	Hamlet Chero-Cola Bottling Co.	do.	20,000	30,000	3,700	electric	3	10	4
1337	Hamlet Ice Co.	do.	100,000	125,000	30,000	electric	400	12	30
1338	Hamlet Mfg. Co.	do.	24,000	100,000	20,000	steam	10	55	16
1339	J. A. Alfred Mill*	Norman	100,000	9,648	30	steam	30	15	15
1340	W. J. Cranford*	do.	3,000	7,000	7,000	steam	15	10	14
1341	G. W. Coggins	Rockingham	20,000	70,000	48,000	steam	120	10	55
1342	Cox & Cox	do.	5,000	30,000	3,000	steam	40	10	4
1343	Dockery Mercantile and Mfg. Co.	do.	20,000	115,000	15,000	electric	200	10	60
1344	Post-Dispatch	Richmond	10,000	7,280	312	electric	5	9	5
1345	Whistle Bottling Works	do.	10,000	25,000	2,200	electric	8	6	40
1346	Beaufort County Lumber Co.	Fairmont	50,000	168,000	125,000	steam	10	60	200
1347	N. S. Toler*	Lumber Bridge	1,500	5,000	4,000	steam	12	10	9
1348	W. R. Atkinson	Lumberton	300	5,000	234	steam	12	10	4
1349	Chero-Cola Bottling Co.	do.	8,000	16,500	2,500	electric	31	10	3
1350	Coca-Cola Bottling Co.	do.	20,000	40,000	3,000	electric	10	10	6
1351	Freeman Printing Co.	do.	15,000	18,500	6,500	electric	5	8 1/2	51
1352	M. A. Geddis' Mill*	do.	38,000	8,000	310	s. and e.	150	10	60
1353	Lime-Cola Bottling Co.	do.	20,000	20,000	300	electric	3	8	48
1354	Pepsi-Cola Bottling Co.	do.	5,000	15,000	4,200	electric	3	8	48
1355	The Robesonian	do.	20,000	500,000	300	electric	8	48	4
1356	Robeson Mfg. Co.	do.	100,000	180,000	7,300	steam	50	10	60
1357	Barber Paschall Lumber Co.	Maxton	15,000	7,300	260	steam	50	10	20
1358	Maxton Ice Co.	do.	10,000	5,000	3,600	oil eng.	37 1/2	12	50
1359	Maxton Mfg. Co.	do.	8,000	50,000	5,000	steam	60	10	14
1360	Parkton Mattress Co.	Parkton	800	1,200	189	gas, eng.	4	8	1
1361	Rowland Oil Co.	Rowland	50,000	100,000	210	steam	275	24	132
1362	Coca-Cola Bottling Co.	Leaksville	50,000	20,000	3,500	electric	9	10	55

*Same as last report. †Custom work.

TABLE No. 2—Continued.

No.	Factory	Postoffice	Estimated Value of Plant	Estimated Value of Yearly Output	Estimated Yearly Pay Roll	Number Days in Operation During Year	Power	Number H. P.	Number Hours Constituted Work	Number Hours Constituted Work	Number Employees			
											Male	Female	Children	Total
1363	Gazette Printing Co.	Leaksville	\$ 3,500	\$ 1,500	\$ 1,000	---	electric.	5	8	48	1	1	---	2
1364	J. M. Hopper Construction Co.	do.	10,000	20,000	10,000	180	steam	100	10	55	15	---	---	15
1365	Leaksville Motor Co.	do.	20,000	25,000	1,500	313	electric.	10	10	60	3	---	---	3
1366	Smith Ice-Cream Co.	do.	20,000	50,000	6,500	310	electric.	35	10	55	6	---	---	6
1367	Gen-Dandy Garter Co.	Madison	10,000	140,000	8,000	295	electric.	5	9 ¹ / ₂	51	5	15	---	20
1368	Pepsi-Cola Bottling Works	do.	100,000	---	8,780	365	electric.	13	10	67	8	2	---	10
1369	Rockingham Auto Co.*	do.	10,000	20,000	5,000	300	electric.	9	8	48	4	---	---	4
1370	Coca-Cola Bottling Co.	Mayodan	300	600	---	---	electric.	15	---	---	---	---	---	---
1371	F. C. Maxwell*	Randolph	300	1,500	---	313	hand	---	10	60	---	---	---	---
1372	W. H. Bohn Harness Shop*	Reidsville	300	40,000	3,484	284	motor	5	8	48	4	---	---	4
1373	Coca-Cola Bottling Works	do.	10,000	40,000	---	---	electric.	11	9 ¹ / ₂	52 ¹ / ₂	10	1	---	11
1374	Knight Motor Co.	do.	30,000	200,000	26,000	300	electric.	11	9 ¹ / ₂	52 ¹ / ₂	10	5	---	11
1375	The Nu-Shine Co.	do.	15,000	40,000	7,500	290	g. eng., c.	2 ¹ / ₂	10	55	10	---	---	10
1376	Reidsville Concrete Constr. Co.	do.	10,000	40,000	8,000	310	electric.	---	10	52	6	---	---	6
1377	Reidsville Motor Co.	do.	7,000	---	---	---	water	73	---	---	---	---	---	---
1378	Ruffin Roller Mills	Ruffin	18,000	107,669	56,635	---	---	---	---	---	---	---	---	---
1379	Stacey Crushing Plant*	Stacey	400	5,083	1,800	120	steam	15	10	60	6	---	---	6
1380	W. I. Stanford*	Stonerville	30,000	---	9,000	300	electric.	10	10	59	6	---	---	6
1381	China Grove Roller Mills	China Grove	600	2,000	200	50	steam	20	10	60	4	---	---	4
1382	Beck & Everhart*	Cleveland	20,000	100,000	20,000	300	steam	40	10	55	30	---	---	30
1383	Cleveland Mfg. Co.	do.	1,400	10,000	600	100	steam	20	10	50	3	---	---	3
1384	Moore & McLaughlin	do.	2,000	---	---	---	---	---	---	---	---	---	---	---
1385	L. A. Corriher	Landis	30,000	90,000	1,200	150	steam	50	10	55	3	---	---	3
1386	Landis Milling Co.	do.	30,000	100,000	5,000	285	electric.	75	10	60	5	---	---	5
1387	Mount Ulla Flour Mills*	Mount Ulla	20,000	100,000	5,000	300	oil eng.	60	11	66	4	---	---	4
1388	Rockwell Furniture Co.	Rockwell	45,000	125,000	15,000	280	electric.	9	55	10	---	---	---	16
1389	J. H. Sides	do.	4,000	12,000	2,500	300	steam	35	10	---	---	---	---	2
1390	Arey Brick and Lumber Co., Inc.	Salisbury	33,000	110,000	17,000	300	g. and s.	70	10	55	25	---	---	25

MISCELLANEOUS FACTORIES

1391	Carolina Beverage Corp.	do.	23,000	34,000	4,000	300	electric.	11	8	48	3	3
1392	Carolina Metal Culvert Co., Inc.	do.	15,000	100,000	5,000	310	electric.	10	10	55	7	8
1393	Chapin Sacks Corp.*	do.	20,000	90,000	15,000	180	electric.	35	12	84	12	13
1394	Cobb-Maack Candy Co.	do.	50,000	200,000	20,000	260	electric.	30	10	58	20	40
1395	Goodman Lumber Co.	do.	40,000	220,000	25,000	300	steam.	100	10	55	25	26
1396	The Graf-Davis-Collett Co.	do.	16,300	180,000	30,000	270	steam.	150	10	55	30	30
1397	Haden's Tire Service*	do.	1,000	8,100	3,500		s. and e.	8	10	60	2	2
1398	Harris Granite Quarries Co.	do.	179,100	600,000	248,583	270	steam.	950	10	55	350	350
1399	Holshouser Brothers.	do.	5,000	75,000	8,000	300	electric.	10	9	54	7	7
1400	G. W. Isehour & Sons*	do.	25,000	12,600	212	212	steam.	160	8		21	21
1401	Ludwick Milling Co.	do.	50,000	150,000	10,000		electric.	50	11	66	7	8
1402	Mecklenburg Chero-Cola Bot. Co.†	do.										
1403	A. M. Miller*	do.										
1404	Mint-Cola Bottling Co.	do.	8,000	48,210	8,414	300	electric.	12	8	48	8	8
1405	New System Bakery.	do.	11,500	60,000	12,000	170	electric.	10	55	13	2	15
1406	Olympia Candy Co.*	do.	6,453	10,615	610	313	electric.		10	60	1	1
1407	Paul Rubber Co.	do.	250,000				electric.		9	45	45	50
1408	Peeler's Printery.	do.	15,000	25,000	7,000	309	electric.	3	8	48	4	5
1409	Rock Roller Mill†	do.	6,000	19,500		311	steam.	30	10	60	1	5
1410	Salisbury Bakery.	do.	30,000	11,040	7,680		electric.	20	10	60	16	16
1411	Salisbury Granite Corp.	do.	4,500	150,000		300	steam.	100	8	44	100	100
1412	Salisbury Laundry.	do.	13,000	50,000	24,000	309	steam.	36	8½	51	9	37
1413	Taylor Mattress Co.	do.	8,900	34,254	6,019	215	electric.	20	10	54	4	10
1414	Virginia-Carolina Chemical Co.	do.	45,000	57,000	5,700	313	electric.	65	10	55	6	6
1415	The R. W. Walker Lumber Co.	do.		300,000	50,000	310	steam.		8	46	150	151
1416	The Watchman Printing Office.	do.	750	5,000	1,500	313	gas. eng.	3	10	60	2	2
1417	Southern Railway Shops.	Spencer		2,062,241	294	294	electric.		8		1,400	1,412
1418	Spencer Orange-Crush Bottling Co.	do.	10,000	30,000	5,000	300	electric.	3½	10	58	5	5
1419	Coca-Cola Bottling Co.	Forest City	30,000	60,000	6,225	310	electric.	30	10	55	6	6
1420	Varick Lumber Co.	Gilkey	100,000	110,000	14,000	290	steam.	65	10	55	25	25
1421	Citizens Mfg. Co.	Ruth.	40,000	150,000	130,000	200	steam.	80	10	55	25	25
1422	Frog Level Gin Co.	Rutherfordton	3,700		800	90	steam.	40	10	60	5	5
1423	Southern Veneer Co.	do.	5,000	24,000	5,200	184	steam.	20	10	55	12	12
1424	Yelton Milling Co.	do.	10,000	75,000	4,000	310	electric.	60	10	60	4	4
1425	Champion Lumber Co.	Spindale.	10,000	125,000	12,000		electric.	25	10	55	10	11
1426	The Elmore Co.	do.		850,000			electric.		11		57	125
1427	J. P. Guffey Milling Co.†	Union Mills	5,000				k. eng.	15	10	60	1	1

*Same as last report. †Branch of Charlotte. ‡Custom grinding.

TABLE No. 2.—Continued.

No.	Factory	Postoffice	Estimated Value of Plant	Estimated Value of Yearly Output	Estimated Yearly Pay Roll	Number Days in Operation During Year	Power	Number H. P.	Number Hours Constitutive Days •	Number Hours Constitutive Weeks	Number Employees				
											Male	Female	Children	Total	
1428	L. J. Faircloth & Sons.....	Autryville.....	\$	\$ 1,500	150	steam.....	30	10	50	6	6	---	---	---	6
1429	Clinton Mfg. Co.....	Clinton.....	10,000	100,000	300	steam.....	100	10	55	15	15	---	---	---	15
1430	Sampson Power Co.....	do.....	9,000	50,000	10,000	steam.....	100	10	55	15	15	---	---	---	15
1431	Mrs. J. T. Williams*	Cooper.....	750	350	65	steam.....	15	---	---	2	2	---	---	---	2
1432	J. D. Johnston*	Garland.....	10,000	50,000	300,000	steam.....	80	10	60	40	40	---	---	---	40
1433	White Lake Lumber Co.....	do.....	150,000	350,000	240	steam.....	875	10	60	250	250	---	---	---	250
1434	C. M. Ezzell*	Hayne.....	1,950	5,000	2,000	steam.....	25	10	55	13	13	---	---	---	13
1435	C. A. Brown & Son.....	Ivanhoe.....	30,000	150,000	225	steam.....	200	10	60	100	100	---	---	---	100
1436	Triplett's Mill.....	Kerr.....	2,500	8,000	200	steam.....	15	10	10	10	10	---	---	---	10
1437	J. R. House*	Newton Grove.....	800	425	60	gas, eng.....	15	10	---	2	2	---	---	---	2
1438	Leon Warren.....	do.....	20,000	150,000	286	steam.....	360	10	57½	47	1	---	---	---	48
1439	Troy I. Herring Co.....	Roseboro.....	300	1,000	1,000	steam.....	15	10	60	5	5	---	---	---	5
1440	McLemore & Aury.....	do.....	20,000	50,000	240	steam.....	80	10	60	20	20	---	---	---	20
1441	Thos. E. Owens Lumber Co.*	do.....	25,000	75,000	300	steam.....	25	10	60	9	1	2	---	---	12
1442	Roseboro Milling Co.....	do.....	2,000	3,000	312	water.....	45	10	60	4	4	---	---	---	1
1443	Caandy's Mill*	Salemberg.....	1,000	25,000	2,000	steam.....	20	10	50	9	9	---	---	---	9
1444	Farmers Gin Co.*	do.....	500	3,500	25	gas.....	20	10	60	2	2	---	---	---	2
1445	P. B. Lackerman*	do.....	1,500	1,000	360	gas.....	20	10	60	2	2	---	---	---	2
1446	C. S. Royall.....	Turkey.....	350	360	250	gas.....	20	10	60	2	2	---	---	---	2
1447	C. J. Carroll.....	do.....	4,000	700	300	water.....	375	12	60	25	25	---	---	---	25
1448	O. L. Matthews.....	Gibson.....	35,000	135,000	175	steam.....	60	10	60	4	4	---	---	---	4
1449	Pate's Mill*	do.....	4,000	11,000	400	steam.....	15	10	55	17	17	---	---	---	17
1450	The Southern Cotton Oil Co.*	do.....	4,000	30,000	260	gas, eng.....	75	10	55	15	15	---	---	---	15
1451	Hasty Gin Co.....	Hasty.....	10,000	40,000	3,000	electric.....	4	10	60	8	8	---	---	---	8
1452	John Blue.....	Laurinburg.....	8,000	57,000	312	electric.....	7	10	60	6	6	---	---	---	6
1453	Elman Gin and Fertilizer Co.....	do.....	10,000	40,000	308	s. and e.....	4	10	60	8	8	---	---	---	8
1454	Laurinburg Maeline Co.....	do.....	8,000	29,904	308	s. and e.....	4	10	60	8	8	---	---	---	8
1455	Purity Steam Bakery*	do.....	8,000	57,000	312	electric.....	7	10	60	6	6	---	---	---	6

MISCELLANEOUS FACTORIES

1456	Albamarle Cabinet Co.*	Albamarle.	8,000	10,000	3,000	285	electric.	15	10	55	3	
1457	Albamarle Coal and Lee Co.	do.	25,000	30,000	7,000	250	steam.	90	24	168	15	1
1458	Albamarle Mantel Co.	do.	12,700	30,000	12,400	300	electric.	45	10	55	12	
1459	Albamarle Milling Co.	do.	40,000	465,000	10,000	310	electric.	135	12	72	17	
1460	D. B. Harwood & Sons	do.									2	
1461	Hatty's Concrete Works.	do.	10,000	8,000	3,000	200	electric.	20	10	55	4	
1462	E. C. Miller's Fdy. and Mach. Shop.	do.	8,000	7,000	3,000	301	electric.	73	10	60	4	
1463	E. E. Struggs	do.	5,000	75,000	5,000	200	steam.	60	10	50	10	
1464	Silbey Mfg. Co.	do.	35,000	90,000	14,000	300	steam.	60	10	55	20	
1465	Stanly Bottling Works*	do.	30,000	50,000	7,000	260	electric.	10	60	5	5	
1466	T. W. Still	do.	800	800	100	20	steam.	30	10	55	3	
1467	Badin Bakery.	Badin.	18,000	28,000	1,800	313	electric.	10	66	1	2	
1468	Yadkin Brick Yards	New London.	115,000	93,600	29,700	300	steam.	150	8	45	45	
1469	Norwood Lumber Co.	Norwood	18,000	120,000	10,000	286	steam.	80	10	60	16	1
1470	River View Mfg. Co.	do.	15,000	30,000	2,500	300	water.	45	10	60	3	
1471	Stanly Cotton Oil Co.	do.	25,000	40,000	6,500	130	electric.	100	10	130	10	
1472	Richfield Milling Co.	Richfield.	9,000	2,344	313	313	steam.	80	10	52	3	
1473	Danbury Reporter	Danbury	15,000	1,000	1,000	25	g. and e.	5	10	60	5	
1474	A. B. Simmons' Sawmill	Francisco	1,000	500	50	25	tractor.	24	10	6	3	
1475	Pine Hall Brick Co.	Pine Hall.	60,000	90,000	25,000	250	steam.	125	10	58	34	
1476	Dan River Lumber and Milling Co.	Walnut Cove.	20,000	65,000	3,484	304	oil eng.	45	10	60	3	
1477	Monitor Roller Mills.	do.	6,000	16,502	900	310	oil eng.	25	12	52	2	
1478	R. F. Reynolds	do.	1,500	18,000	1,200	300	hand.				1	1
1479	M. A. Walker & Co.*	do.	8,880	22,000	7,941	110	steam.	100	10	55	30	
1480	J. P. Bryant Milling Co.	Ararat.	4,000	1,000		313	water.	30	10	60	1	
1481	Bull Run Roller Mill	do.	500	1,500		310	water.	30	10	60	1	
1482	G. J. Key	do.	7,000	1,000	250		hand.				1	
1483	Cody's Creek Mills*	Crutchfield, R. 1.	9,000	38,000	12,000	225	water.	14	12	24	1	
1484	Carolina Cross-Arm Co.	Elkin	30,000	220,000	30,000	280	steam.	100	10	55	12	
1485	Elkin Box Co.	do.	30,000	150,000	5,000	300	electric.	250	10	50	50	
1486	Elkin Roller Mills.	do.	230,000	500,000	70,000	285	water.	160	10	60	4	1
1487	Elkin Shoe Co.*	do.	120,000	60,000	20,000	283	steam.	85	10	55	90	10
1488	Elkin Vencer Mfg. Co.*	do.	1,600	8,000	1,350	150	steam.	20	10	60	7	
1489	J. F. Miller	do.	5,000	15,000	3,600	275	electric.	1	10	60	3	
1490	Pepsi-Cola Bottling Co.	do.	300	1,000		100	g. & oil.	6	10	60	3	
1491	T. R. Colston Mill.	Low Gap.	700	1,000		60	s. and w.	18	10	60	2	
1492	F. A. Galyean Mills.	do.										

*Same as last report. †Custom milling.

MISCELLANEOUS FACTORIES

1521	Brevard Lumber Co.	Brevard	9,000	10,000	250	electric	10	10	55	8	8
1522	Brevard Mfg. Co.*	do	6,000	5,000	312	electric	8	10	60	2	10
1523	Brevard Steam Laundry	do	8,000	7,200	90	steam	350	10	60	100	1
1524	Phillipp's Bakery	do	30,000	150,000	4,000	steam	25	10	60	100	100
1525	Molz Lumber Co.	Lake Toxaway	1,500	12,000	5,000	steam	15	10	60	8	10
1526	W. R. Kilpatrick	Penrose	1,500	6,000	313	steam	600	10	60	250	8
1527	W. J. McCrary's Sawmill	do	200,000	350,000	45,000	steam	400	10	60	45	250
1528	Carr Lumber Co.*	Pisgah Forest	175,000	250,000	300	s. and c.	900	12	72	100	100
1529	Toxaway Tanning Co.	Rosman	400,000	1,250,000	300	steam	10	10	60	75	75
1530	Rosman Tanning Extract Co.*	do	20,000	50,000	300	steam	100	10	60	15	15
1531	Transylvania Tanning Co.	Jerry L. Swain	250	1,500	105	steam	20	10	60	5	5
1532	Ashcraft Gin and Mill Co.	Marshville	2,000	1,800	310	electric	14	8	1	1	1
1533	G. B. Walters' Sawmill	do	8,000	15,000	290	gas. eng.	3	4	4	4	4
1534	Austin & Sikes	Monroe	10,000	300,000	300	electric	145	10	60	10	10
1535	J. C. Broome	do	5,000	5,000	311	electric	5	10	60	5	5
1537	Efrid Marble Works	do	10,000	28,000	300	electric	3	10	60	3	3
1538	Henderson Roller Mills Co.	do	10,000	5,000	265	electric	8	48	5	5	5
1539	Monroe Bakery*	do	18,000	40,000	280	steam	100	12	48	15	13
1540	Monroe Bottling Works*	do	25,000	65,000	300	steam	40	10	50	18	18
1541	Monroe Coca-Cola Bottling Co.*	do	35,000	200,000	1,000	s. and c.	12	69	35	35	35
1542	Monroe Ice and Fuel Co.	do	600	2,500	75	steam	20	10	60	4	4
1543	Myers Lumber and Mfg. Co.	do	1,000	60,000	4,000	steam	25	10	55	4	4
1544	Southern Cotton Oil Co.	Unionville	7,000	2,000	1,400	steam	125	10	60	10	10
1545	N. W. Carriger*	do	306,500	900,000	308	steam	25	10	55	4	4
1546	W. L. Belk Sons	Waxhaw	400,000	500,000	300	electric	2,200	10	55	200	200
1547	Perry Mill Co.	Wingate	225,000	275,000	285	electric	400	11	55	100	50
1548	T. S. Ross	do	500	115,000	312	steam	20	10	55	36	36
1549	The American Agri. Chemical Co.	Henderson	65,000	7,000	192	electric	27	9	54	10	10
1550	Carolina Bagging Co.	do	4,000	2,880	240	electric	10	12	40	4	4
1551	Corbitt Motor Truck Co.*	do	500	2,200	300	electric	3	8½	40½	4	4
1552	Custom Sawmill	do	32,000	33,000	200	electric	150	12	72	14	14
1553	B. F. Ellington	do									
1554	Henderson Coca-Cola Bottling Co.*	do									
1555	Henderson Damp Wash*	do									
1556	Henderson Gran. and Marble Wks.	do									
1557	Henderson Ice and Cold Storage Co.	do									

*Same as last report. †Custom grinding.

TABLE No. 2—Continued.

No.	Factory	Postoffice	Estimated Value of Plant	Estimated Value of Yearly Output	Esti- mated Yearly Pay Roll	Number Days in Operation During Year	Power	Num- ber H. P.	Number Hours Constitute Work	Number Employees			
										Male	Female	Children	Total
1558	Henderson Pepsi-Cola Bottling Co.	Henderson	\$ 40,000	\$ 50,000	\$ 9,772	312	electric.	11	10	58	7	1	8
1559	Home Builders Mfg. Co.	do.	28,000	65,000	9,000	276	electric.	45	10	55	7		7
1560	Jones-Stone Printing Co.	do.	25,000	30,000	12,000	300	electric.		8	48	6		6
1561	M. N. Parrish's Tin Shop.	do.	2,500	5,000	1,800		hand.		10	55	2		2
1562	Royster Feed and Supply Co.	do.	6,000	25,000	1,000	25	electric.	50	10	55	1		1
1563	Vance Guano Works*	do.	500,000	75,000	30,000	300	electric.	400	10	55	125		125
1564	Vance Mills*	do.	100,000	750,000	36,000	250	electric.	200	10	60	25		25
1565	Whitmore Bakery Co.	do.	8,000	30,000	7,800	110	electric.	3	10	55	7	1	8
1566	Buffalo Mills.	Kittrell.	5,000	25,000	1,200	305	water.	40	12	72	1		1
1567	R. K. Young*	do.	1,400	11,500	5,050	150	steam.	50	10	60	12		12
1568	Apex Motor and Machine Co.	Apex.	9,000	65,000	10,000	365	electric.		10	60	7		7
1569	A. J. Lynch's Sawmill and Plan. Mill.	do.	1,500	150,000 ft.	25,000	75	steam.	40	10	55	5		5
1570	D. A. Baker.	Holly Springs.	6,500	15,000	10,000	200	steam.	100	10	40	20		20
1571	W. C. Adkins*	Raleigh.	4,161	10,800	2,250	150			8	48	3		3
1572	Baker-Thompson Lumber Co.*	do.	60,000	300,000	62,000	300	s. and e.	100	92	55	60	1	61
1573	Bowden's Tin Shop.	do.	400	15,000	4,000					52	4		4
1574	Bretsch's Bakery, Inc.†	do.	7,000	35,000	10,500	313	electric.	12	10		7		7
1575	B. I. Brogden.	Neuse, R. 3.	500					30			3		3
1576	California Fruit Store.	Raleigh.	2,000	15,000	2,000	365	electric.	3			2		2
1577	Campbell-Warner Co.	do.	25,000	100,000	40,000	300	electric.	35	8	44	17		17
1578	Capital City Laundry	do.	14,000	52,000	15,600	313	steam.	25	9	54	12	19	31
1579	Capital Printing Co.	do.	75,000	200,000	30,000	308	electric.	8	44	15	4		19
1580	Capidine Chemical Co.	do.	75,000	200,000	18,200	308	electric.	4	9	50	12	15	27
1581	Caraleigh Phosphate and Fert. Wks.	do.	80,000	375,000	20,000	270	electric.	25	10	60	35		35
1582	Carolina Chero-Cola Bottling Co.*	do.	90,000	75,000	18,000	365	e. & gas.		10	60	10		10
1583	Carolina Power and Light Co.*	do.	6,500,000	230,104	1,817,000	365	electric.	25	10	60	10		363
1584	Cascade Laundry Co.	do.	18,000	50,000	18,000	300	electric.	10	10	56	8	12	20
1585	Cherokee Brick Co.	do.	100,000	200,000	47,000	290	electric.	280	10	54	65		65

Make

1586	Commercial Printing Co.	do.	70,000	100,000	50,000	310	electric.	30	7	44	14	4	1	19
1587	W. C. Cream Machine Works*	do.					electric.	10	8		3			3
1588	Edwards & Broughton Ptg. Co.	do.			100,000	311	electric.	100	8	48	62	33		95
1589	Edwards' Mill*	do.		500		300	water	50	8	48				
1590	John W. Evans' Sons.	do.					electric.	11½	10		14	1		15
1591	A. Gomez	do.		50,000	20,000	300	electric.	15	8	44				2
1592	The International Vegetable Oil Co.	do.		5,000	2,288	270	electric.	300	12	72	60	1		61
1593	Jones Bottling Works*	do.		1,000,000	60,000		steam	7	10	60	12			12
1594	Mitchell Printing Co.	do.		17,568	10,300		electric.	31	8	44	30	12		42
1595	Mitchell Printing Co.	do.		75,000	60,000	300	electric.							42
1595	Motor Service Co.*	do.		6,500	17,000	365	electric.							12
1595	Oak City Laundry	do.		20,000	45,000	310	electric.	50	8	48	30	35		65
1596	Oak City Laundry	do.		10,000	15,000	300	electric.	35	10	60	15			15
1597	Oldham & Worth, Inc.	do.		18,000	9,000		electric.		8	48	3	4	1	8
1598	Orgen Printing Co.	do.		100,000	3,840	250	electric.	120	10	70	25	1		26
1599	Pine State Creamery Co.	do.		50,000	175,000	365	electric.	300	12	84	15			15
1600	Powell & Powell, Inc.	do.		25,000	81,000	27,428	315	steam	100	10	55	25		25
1601	Raleigh Brick and Fuel Co.*	do.		50,000	130,000	300	steam							15
1602	Raleigh Coca-Cola Bottling Co.	do.		50,000	160,000	312	electric.	32½	10	60	15			15
1603	Raleigh Damp Wash Plant*	do.		4,000	8,000	100	electric.	5	12	30	4			4
1604	Raleigh French Dry Cleaning Co.	do.		16,000	25,000		electric.	10	9	54	12	4		16
1605	Raleigh Iron Works Co.	do.		100,000	65,000	300	electric.	36	9	54	35	1		36
1606	Raleigh Iron Works Co.	do.		20,000	52,000	310	electric.	12	10	52	8			8
1607	Raleigh Roofing and Cornice Co., Inc.	do.		20,000	81,979	304	electric.	3	9	50	11	1		12
1608	C. B. Ray Harness Co.*	do.		4,000	18,000	183	electric.	1	9	54	5			5
1609	Republic Service Co.*	do.		4,600	7,000		electric.		8	45	5			5
1610	A. D. Royster & Bro., Inc.	do.		43,000	40,000	200	s. and e.		9	54	5	12		17
1611	Sanitary Laundry	do.		150,000	125,000	286	s. and e.		10	55	30	70		100
1612	Station Garage	do.		30,000										
L-1613	Virginia-Carolina Chemical Co.	do.												3
L-1614	White Dairy Products Co.	do.		29,000	2,800	313	electric.	15	10	55	3			17
1615	Yates Auto Service.	do.		175,000	40,000	365	electric.	40	12	84	15	2		20
1616	Yates Mill*	do.		80,000	20,000	312	electric.		10	60	20			20
1617	Raleigh, R. 3.	do.		600		190	water	24	7	42	1			2
1617	Wakefield	do.		6,000	200	200	steam		10	55	20			20
1618	J. L. Taylor*	do.		8,000	2,000		electric.	5						2
1619	Snailley Curs Co.	do.		1,500		313	hand.		8	32	1	1		2
1620	J. L. & T. H. Aycock	do.		2,500			steam	30	10	16	9			9
1621	I. A. Coleman	do.		3,000	10,000	150	steam	40	10	60	20			20
1622	Howard Brothers*	do.		2,000	1,000	120	steam	20	10		8			8

*Same as last report. †Sold to Elektrik Maid Bakery.

Handwritten signature

TABLE No. 2.—Continued.

No.	Factory	Postoffice	Estimated Value of Plant	Estimated Value of Yearly Output	Estimated Yearly Pay Roll	Number Days in Operation During Year	Power	Num-ber H. P.	Number Hours Work Constitue Days	Number Hours Work Constitue Weeks	Number Employees			
											Male	Female	Children	
1688	G. W. & O. L. Palmer.....	Wilkesboro.....	\$ 18,000	\$ 5,000	\$ 2,200	275	steam.....	15	10	52	8			
1689	G. E. Pearson's Corn Mill*.....	do.....	300			200	gas, eng.	9	8					
1690	Coca-Cola Bottling Co.....	North Wilkesboro.....	29,000	33,000	6,000	300	electric.....	10	10	60	7			
1691	Huster Publishing Co.....	do.....	1,400			300	electric.....	50	10	55	14			
1692	W. C. Meadows Mill Co.....	do.....	50,000	100,000	10,000	300	electric.....	50	10	55	10			
1693	New Williams Mill Co.....	do.....	30,000	50,000	10,000	300	electric.....	4½	9	72	4			
1694	Reins Brothers.....	do.....	15,000	17,000	4,250	300	electric.....	12			4			
1695	Eli Sebastian.....	do.....	3,000			200	steam.....	35	10	55	14			
1696	S. V. Tomlinson's Brick Yard.....	do.....	4,000	20,000	7,000	200	steam.....		10	60	10			
1697	S. V. Tomlinson's Cannery.....	do.....		100,000	20,000	150								
1698	J. M. Wellborn's Harness and Repair Shop.....	do.....		8,000	1,800	312								
1699	Wilkesboro Mfg. Co.....	do.....	27,000	87,000	15,000	300	steam.....	75	10	60	21			
1700	Wilkesboro Tannery.....	do.....	244,230	857,116	156,000	300	s. and e.....	1,500	9½	58½	156			
1701	Wyatt & Miller.....	do.....	1,000	1,200	200	25	steam.....	12	10	60	1		2	
1702	J. F. Coley's Sawmill*.....	Stantonsburg.....	5,000	2,000	500	50	steam.....	25	10		4			
1703	Stantonsburg Lumber Co.....	do.....	5,000	20,000	6,000	310	electric.....	50	10	55	6			
1704	Barnes-Harrell Co.....	Wilson.....	50,000	125,000	15,000	300	electric.....	80	10	60	16			
1705	Barrett's Printing House*.....	do.....	5,000	15,000	3,000	312	electric.....	2½	9	53	3		2	
1706	Carolina Laundry.....	do.....	25,000	45,000	17,000	310	steam.....	80	9	50	11		18	
1707	Contentnea Guano Co.....	do.....	200,000	608,000	44,299	250	electric.....	510	10	60	100			
1708	P. D. Gold Publishing Co.....	do.....	40,000	70,000	36,000	310	electric.....	10	8	48	10		6	
1709	Hackney Brothers, Inc.....	do.....	250,000	400,000	150,000	310	electric.....	200	10	60	200			
1710	Wilson Dye Works.....	do.....	15,000	26,000	9,300	310	electric.....	5	10	60	4		2	
1711	Boonville Flue Co.....	Boonville.....		1,000	100	40	hand.....		10	60	2			
1712	Woodhouse Brothers.....	do.....	1,500	5,000	2,800	200	gas, eng.	10	10	55	2			
1713	Longtown Mill*.....	Cycle.....	6,000	6,200	300	312	water.....	30	10		1			
1714	J. F. Walker*.....	do.....	1,000	4,500			steam.....	15	10		9			

1715	East Bend Milling Co.	East Bend	4,600	13,200	300	oil eng.	25	10	60	1
1716	D. G. Martin's Mill	do.	500	300	30	gas. eng.	6	6	1	1
1717	Rockett & Hutchins	East Bend, R. 1	7,000		300	oil eng.	20	12	62	2
1718	A. L. Taylor	East Bend	12,000	3,500	1,500	steam	20	10	4	4
1719	Buck Shoals Roller Mill	Hamptonville	6,000		15,000	water				
1720	Sloan & Seagrove*	do.	3,140	3,592	305	water	30	10	55	3
1721	Cummings' Sawmill	Jonesville	1,000	3,000	175	steam	20	10	55	3
1722	J. H. Hauser's Mill*	Yadkinville	12,500	500	300	water		8	52	1
1723	T. M. Hinshaw & Co.	do.	3,500	1,000	310	water	30	10	60	1
1724	Yadkin Ripple	do.	2,000		1,500	motor	1 $\frac{1}{2}$	10	60	2
1725	Yadkin Valley Roller Mills*	do.	10,000	800	312	water	60	12	72	1
1726	Yadkinville Buggy Co.	do.	2,000	20,000	5,000	steam		10	55	10
1727	Burnsville Milling Co.	Burnsville	6,000			electric	25			
1728	Edwards Printing Co.	do.	2,000			gas. eng.	4	10	4	4
1729	Western Carolina Lumber Co.	do.	40,000	150,000	50,000	steam	300	10	60	100
1730	I. MacEnglish	Carotteen	15,000	20,000	15,000	steam	100	10	20	20
1731	Greyrock Feldspar Co.	Micaville	10,000	25,000	12,000	steam	20	10	55	10
1732	Robert Stamey & Son*	do.	3,000	10,000	200	steam	40	10	60	12
1733	Fuller Mica Co.	Newdale	10,000	20,000	4,000	water	100	12	6	6
1734	Carolina Spruce Co.*	Pensacola	75,000	180,000	70,000	steam	300	10	60	100
1735	W. R. Rice Milling Co.*	do.	2,000	500	313	water		10		1

*Same as last report.

TABLE No. 3—Showing Literacy of Employees, Wages Paid, Etc.

No.	Factory	Postoffice	What Per Cent Employees Read and Write?		Is Labor Profitful?	Wages						Improvement Shown in—		
			Adults	Children		Highest Paid Males	Highest Paid Females	Lowest Paid Males	Lowest Paid Females	When Paid	Increased or Decreased During Year?	Financial Condition	Wage-earners?	General
1	Hub Milling Co.	Alamahaw			yes	\$2.00	\$	\$1.00	\$	weekly	same	no	no	
2	Alamance Lumber Co.	Burlington	100		yes	10.00		2.50		weekly	same	yes	no	
3	Burlington Coffin Co.	do.	100		yes	4.95	3.24	2.25	2.25	weekly	decreased	no	no	
4	Burlington Roller Cover Co.	do.			yes	3.00				weekly	decreased	no	no	
5	Coca-Cola Bottling Co.	do.	100		yes	3.50		1.50		weekly	neither	no	no	
6	Hico Milling Co.	do.	100		yes	6.00	3.34	2.50		week. and mo.	neither	no	no	
7	Home Builders Supply Co.	do.	75		yes	6.00		2.50		weekly	same	no	some	
8	Keystone Paper Box Co.	do.	100		no									
9	M. B. Lindsey Lumber Co.	do.			yes	5.00	3.50	2.40	3.50	week. and mo.	same	no	no	
10	Midway Lumber Co.*	do.	100		yes	5.00	2.00	2.00		weekly	decreased	yes	no	
11	National Dye Works, Inc.	do.	100		yes	7.00	5.00	3.00	3.00	weekly	same	yes	yes	
12	Pepsi-Cola Bottling Co.*	do.	100		yes	3.50		1.00		weekly	decreased	no	no	
13	Riley-Huffman Motor Co.	do.	100		yes	6.00		3.00		weekly	neither	no	no	
14	Sharpe & Coble Milling Co.	Burlington, R. 7			yes									
15	Spoon & Stafford	Burlington	100		no	2.75		2.00		biweekly	same	no	no	
16	Standard Realty and Security Co.	do.	80		yes	3.75		2.00		weekly	no	no	yes	
17	Sykes Foundry and Machinery Co.	do.	80		yes	6.50		3.00		weekly	same	yes	no	
18	Troy Machine Works	do.			yes					weekly	decreased	no	no	
19	Alamance Gleaner	Graham				3.50		1.00		weekly	same		no	
20	Chero-Cola Bottling Co.	do.	100		yes	6.00		1.50		weekly	same	no	no	
21	Graham Milling Co.	do.	100		yes	4.50		2.00		weekly	neither	no	no	
22	D. M. Johnson's Mill and Feed Store	do.	100		yes	5.00	4.16	2.00	1.00	weekly	same	yes	yes	
23	Scott-Mebane Mfg. Co.*	do.	100		yes	7.00	2.50	2.50	1.50	weekly	decreased	slight	fair	
24	Mebane Boding Co.	Mebane	85		yes	7.00	2.50	2.00	1.00	weekly	neither	no	no	
25	Mebane Milling Co.	do.	100		yes	3.50		1.00		weekly	same	no	no	
26	Trolinger & Montgomery Brick Plant	do.	75		yes	6.00		2.50		weekly	same	yes	no	
27	Mebane Lumber Co.	do.	100		yes	2.50		1.50		weekly	same	yes	yes	
28	Deal Tanning Co.*	Dealville	100							weekly	same	yes	yes	

TABLE No. 3—Continued.

No.	Factory	Postoffice	What Per Cent Employees Read and Write?		Is Labor Pliant?	Wages						Improvement Shown in—		
			Adults	Children		Highest Paid Males	Highest Paid Females	Lowest Paid Males	Lowest Paid Females	When Paid	Increased or Decreased During Year?	Financial Condition	Wage-earners?	General Pro-tendency?
65	Cochran Roller Mill	Crumpler			yes	\$ 2.00	\$ 1.00	\$	\$	daily	increased	yes		
66	Dixon & Duke Co.	do	100		yes	2.00	1.00				increased	yes		
67	C. B. Welch	Eldredh			yes	1.50								
68	Vannoy & Payne*	Fleetwood												
69	Grassy Creek Cheese Co.*	Grassy Creek	100		yes	3.00				monthly		yes	yes	
70	Helton Roller Mills	Helton			yes	1.50	1.50			monthly	neither	no	no	
71	Little Laurel Mill	Hemlock			yes									
72	Deep Gap Cooperative Cheese Co.*	Hopkins				2.00	1.00			monthly	decreased	no	yes	
73	F. H. Neal Lumber Co.*	Jefferson									decreased	no	no	
74	Phoenix Lumber Co.	do	80		yes	5.00	2.00			biweekly	same	no	no	
75	D. P. Waugh*	do												
76	Buffalo Lumber Co.	West Jefferson	100		yes	5.00	1.50			monthly	increased	no	yes	
77	Clark Brothers Roller Mill	Lansing			yes								no	
78	Elbert McCarter*	do											yes	
79	C. Johnson	Laurel Springs			no									
80	Peak Creek Roller Mill	do			no									
81	James B. Woodie	do	100		no	3.00	2.00			monthly	increased	yes	yes	
82	Faw Mill	Othello	100		no	2.00	1.50			monthly	decreased	no	no	
83	W. H. Brown†	Sly												
84	M. T. A. Jones	Tolliver			yes	2.00	2.00					yes	yes	
85	Charles T. Hamby	Warrens ville	90		yes	3.50	1.50			monthly	same	no	no	
86	Fred Shoemaker	do	75		yes	4.00	1.00			monthly	same	no	no	
87	R. L. Puckett	Banner Elk	100		yes	2.50	1.00			monthly	decreased	no	no	
88	J. M. Heaton	Heaton	100		yes	2.50	2.50			monthly	neither	no	slight	
89	Tar Heel Mica Co.	Plumtree			yes	3.50	1.75	2.00	1.00	monthly	same	slight	slight	
90	D. T. Vance	do	100		fairly	3.25	1.75			monthly	same	yes	yes	
91	G. A. Boyd	Aurora				2.00	2.00							
92	The Interstate Coopera ge Co.	Belhaven	90		yes	7.00	3.25	2.00	1.75	weekly	increased	yes	yes	

MISCELLANEOUS FACTORIES

93	Woodside Lumber Co.	do.	50	yes	3.50	2.00	weekly	increased	yes	no
94	Pantego Gins.	Pantego	75	yes	3.00	1.00	weekly	some	no	no
95	G. V. & W. M. Boyd.	Pinetown	100	no	1.50		weekly	increased	no	no
96	John H. Oden.	do.	90	no	4.00	1.50	weekly	same	no	no
97	Royal Gin Co.	Royal	80	no	4.00	1.25	weekly	same	same	same
98	Carolina Laundry.	Washington	80	yes	5.00	3.00	week. and mo.	neither	no	yes
99	Coca-Cola Bottling Co.	do.	100	no	4.25	1.00	weekly	same	no	no
100	Crystal Ice and Coal Co.	do.	75	yes	8.00	1.50	weekly	decreased	no	some
101	Eureka Lumber Co.	do.	70	no	5.00	1.75	weekly	same	yes	no
102	Jonathan Havens	do.	60	no	7.50	1.50	weekly	increased	no	no
103	Havens Oil Co.	do.	100	yes	7.00	2.00	weekly	increased	no	no
104	Moss Planing Mill.	do.	85	no			weekly	increased	no	same
105	Pamlico Brick and Tile Co.*	do.	50	yes	3.00		weekly	same	no	no
106	Pamlico Chemical Co.	do.		yes			weekly	same	no	no
107	Pamlico Printing Co.*	do.	100	yes	10.00	2.50	weekly	increased	no	no
108	Phillips Fertilizer Co.	do.	60	yes	8.00	1.75	weekly	increased	no	no
109	Saunders & Co.	do.	100	fairly	3.00	2.50	weekly	same	yes	yes
110	Virginia-Carolina Chemical Co.	do.	100	no	6.00	2.50	week. and mo.	same	yes	yes
111	Washington Gas Co.	do.	100	yes	6.00	2.00	weekly	same	yes	no
112	M. G. Waters.	do.	75	no	6.00	2.00	weekly	decreased	no	no
113	Willis Baking Co.	do.	75	no	2.75	2.25	weekly	neither	no	no
114	Aulander Brick Co.	Aulander	100	no	2.50	1.50	weekly	decreased	no	no
115	J. D. Francis*	do.	100	yes	4.00	1.50	weekly	decreased	yes	yes
116	Bertie Motor Co.*	Colerain	100	fair	1.50	1.50	weekly	increased	yes	yes
117	L. O. Wynn's Sawmill and Planing Mill.	do.	100	yes	4.25	2.00	week. and mo.	increased	yes	yes
118	Chero-Cola Bottling Works.	Kelford	100	yes	5.00	1.25	weekly	same	yes	yes
119	Kelford Coca-Cola Bottling Co.	do.	100	no	3.00	1.50	weekly	increased	yes	yes
120	Parker's Wagon Shop.	do.	100	no	3.00	2.00	weekly	neither	no	no
121	The Columbian Peanut Co.	Lewiston	100	yes	3.00	2.00	biweekly	same	no	yes
122	W. R. Smith.	Merry Hill	100	yes	4.00	1.00	weekly	same	no	yes
123	Cowan-Taylor Co.	Powellsville	100	no	4.00	1.00	weekly	increased	no	no
124	C. R. Overton.	do.	100	no	4.00	1.50	weekly	neither	yes	no
125	E. S. Dail's Shop.	Windsor	80	no	3.00	1.00	weekly	neither	no	no
126	Gatling Mfg. Co.	do.	50	fair	8.00	1.00	seminmonthly	neither	yes	yes
127	Pleasant Oak Mills Co.	do.	100	yes	1.75	1.00	weekly	increased	yes	yes
128	U. S. Morris & Bro.	Woodville	50	fair	4.00	1.25	biweekly	decreased	no	little
129	A. M. Chance.	Abbottsburg	75	yes	1.40	1.25	seminmonthly	neither	yes	yes

*Same as last report. †Custom mill.

TABLE NO. 3—Continued.

No.	Factory	Postoffice	What Per Cent Employees Read and Write?		Is Labor Plentiful?	Wages						Improvement Shown in—	
			Adults	Children		Highest Paid Males	Highest Paid Females	Lowest Paid Males	Lowest Paid Females	When Paid	Increased or Decreased During Year?	Financial Condition	General Earnings?
130	Bridges Corporation.....	Bladenboro.....	100	yes.....	\$6.00	\$.....	\$1.50	weekly.....	neither.....	same.....	yes
131	Bryan & Sikes Sawmill*.....	do.....	yes.....	2.50	1.25	biweekly.....	increased.....	yes.....	no
132	Elizabethtown Lumber Co.....	Clarkton.....	25	no.....	6.0080	biweekly.....	decreased.....	no.....	no
133	Hammer Lumber Co.*.....	do.....	no.....	semimonthly.....	same.....	no.....	yes
134	E. S. Parsons Lumber Co.*.....	do.....	yes.....	2.5075	weekly.....	neither.....	no.....	yes
135	B. J. Sanderlin*.....	Council.....	75	yes.....	5.0075	biweekly.....	increased.....	yes.....	no
136	Southern Planning Co.....	do.....	50	yes.....	semimonthly.....	increased.....	yes.....	no
137	J. G. & G. C. Coble.....	Parkersburg.....	yes.....	3.00	1.25	weekly.....	decreased.....	no.....	yes
138	Evans' Mill*.....	Richardson.....	100	no.....	3.50	2.00	weekly.....	increased.....	slight.....	no
139	Strickland & Chason.....	White Oak.....	no.....	1.25	daily.....	decreased.....	yes.....	fair
140	Long Brothers*.....	Brunswick.....	yes.....	3.50	1.50	weekly.....	same.....	slight.....	yes
141	Sawmill.....	Delco.....	90	yes.....	6.00	2.00	weekly.....	same.....	yes.....	yes
142	Ocean Sea Food and Canning Co.....	Southport.....	yes.....	monthly.....	same.....	no.....	no
143	Southport Fish Scrap and Oil Co.....	do.....	yes.....	5.00	1.00	increased.....	no.....	no
144	St. Philip, Cape Fear River Fisheries Products.....	Wilmington.....	yes.....	increased.....	yes.....	yes
145	Alexander Mills.....	Alexander.....	100	no.....	8.00	4.00	2.50	2.50	weekly.....	same.....	yes.....	no
146	The Asheville Baking Co.....	Ashville.....	100	no.....	5.00	3.00	2.50	2.50	weekly.....	same.....	yes.....	no
147	Asheville Harness Co.....	do.....	100	yes.....	5.00	3.50	3.00	3.00	weekly.....	increased.....	yes.....	yes
148	Asheville Packing Co.....	do.....	100	yes.....	10.00	5.00	3.00	3.00	weekly.....	same.....	yes.....	yes
149	Asheville Printing and Engraving Co.*.....	do.....	100	yes.....	7.20	4.00	2.25	4.00	weekly.....	same.....	yes.....	yes
150	Asheville Supply and Foundry Co.....	do.....	100	yes.....	9.10	2.50	weekly.....	same.....	yes.....	yes
151	J. A. Baker Packing Co.....	do.....	yes.....	7.00	7.00	2.00	1.50	weekly.....	decreased.....	no.....	no
152	Richard P. Bear & Co.....	do.....	90	yes.....	3.33	2.50	3.33	2.50	weekly.....	increased.....	no.....	no
153	Biltmore Industries*.....	do.....	100	no.....	3.00	2.50	2.50	2.50	weekly.....	decreased.....	no.....	no
154	Biltmore Wheat Hearts Co.....	do.....	90	no.....	4.00	1.75	3.00	3.00	weekly.....	decreased.....	yes.....	no
155	Blue Ridge Lime Co.....	do.....	100	no.....	weekly.....	decreased.....	yes.....	no
156	Candy Kitchen*.....	do.....	100	no.....	weekly.....	decreased.....	yes.....	no

157	Carolina Creamery Co.	do.	99	yes	6.66	2.00	week. and mo.	same.	slight.	same
158	Carolina Machinery Co.	do.	90	yes	7.00	4.00	3.00 weekly	same.	yes	yes
159	Champion Chemical Co.	do.	100	yes	2.50	2.00	weekly	decreased	same.	same
160	Chero-Cola Bottling Co.	do.		yes	6.00	2.00	weekly	same.	yes	yes
161	Clinchfield Lime Co.	do.	80	no	4.00	2.50	biweekly	neither	no	no
162	Club Cafe and Candy Kitchen	do.	100	yes	3.50	2.50	weekly	increased	yes	yes
163	Coca-Cola Bottling Co. of Asheville	do.	100	yes	3.00	2.25	weekly	decreased	no	no
164	Commercial Service Co.	do.	100	no	10.00	1.50	2.00 weekly	increased	no	no
165	Florida Piedmont Directory Co.	do.	100	yes	8.00	3.00	weekly	decreased	no	no
166	French Pastry Shop.	do.	100	yes	9.50	2.00	weekly	same.	no	no
167	Georgia Pale Co.*	do.	100		3.50	1.75	seminonthly			
168	Gennett Lumber Co.	do.								
169	Groves Printing Co.	do.								
170	Harris Rees & Sons	do.	99	yes	4.59	2.52	weekly		yes	yes
171	Harris Printing Co.	do.	100	yes	10.00	7.50	2.00 weekly	neither	little	some
172	The Inland Press.	do.	100	yes	8.33	1.23	weekly	same.	no	no
173	T. P. Johnson & Co.	do.	100	yes	7.50	3.00	weekly	neither	no	no
174	William W. Jones	do.	100	yes	6.75	3.00	2.00 weekly	increased	same	no
175	McCrary & Son.	do.	89	yes	7.00	3.33	2.50 weekly	neither	yes	yes
176	Manhattan Laundry, Inc.	do.	100	yes	10.00	4.00	1.50 weekly	increased	no	no
177	Miller Press.	do.	90	yes	5.00	2.50	1.33 weekly	increased	no	no
178	Mountain City Steam Laundry, Inc.	do.	90	yes	9.00	1.50	weekly	increased	yes	yes
179	National Casket Co.	do.	100	no	10.00	3.00	2.00 weekly	increased	no	no
180	Piedmont Directory Co.	do.	100	yes	10.00	5.00	2.00 weekly	increased	no	no
181	Poole & Co., Inc.	do.								
182	Quality Bakery.	do.	80	yes	8.00	3.00	1.50 weekly	increased	slight.	slight
183	Sanitary Laundry.	do.	100	yes	3.50	2.50	1.35 weekly	neither	no	no
184	J. B. Shope.	do.	100	yes	6.66	5.00	weekly	neither	yes	yes
185	Storage Supply Co.	do.	60	yes	5.00	3.00	weekly	same.	yes	yes
186	Swannanoa Laundry.	do.	98	yes	8.00	3.00	2.00 weekly	increased	yes	yes
187	Whiteside Printing Co.	do.	100	yes	6.00	1.00	weekly	increased	yes	yes
188	Williams-Brownell Planing Mill.	do.	100	yes	4.40	1.50	weekly	same.	slight.	yes
189	Woodard Lumber Co.*	do.								
190	Azalea Woodworking Co.	do.	95	yes	7.00	2.75	weekly	same.	yes	yes
191	Mrs. L. E. Greenwood*	Barnardsville.	75	yes	1.00	1.00	weekly	same.	no.	yes
192	J. B. Howell.	do.								
193	Ashleyville Mitea Co.	Biltmore.		yes	5.00	3.75	2.00 weekly	increased.		no

*Same as last report.

TABLE No. 3—Continued.

No.	Factory	Postoffice	What What Per Employees Read and Write?		Is Labor Plenti- ful?	Wages						Increased or Decreased During Year?	Improvement Shown in—		
			Adults	Chil- dren		Highest Paid Males	Highest Paid Females	Lowest Paid Males	Lowest Paid Females	When Paid	Financial Condition Wage earners?		General Efficiency?		
194	The Fedstone Company.....	Bitmore.....	100	yes.....	\$10.00\$	\$2.40	weekly	same.....	yes.....	yes	
195	William Penland.....	Candler.....	100	yes.....
196	Peoples Roller Mills*.....	do.....
197	J. C. Waters.....	do.....	yes.....	2.90	2.25	weekly	neither.....	no.....	no	
198	Leicester Roller Mills.....	Leicester.....	100	yes.....
199	J. S. & C. S. Ball.....	Stocksville.....	yes.....	7.50	2.00	biweekly	increased.....	yes.....	no	
200	Reighard Lumber Co.....	Swannanoa.....	90	yes.....	4.00	2.50	weekly	same.....	no.....	no	
201	Reens Creek Milling Co.....	Weaverville.....	100	yes.....	3.50	monthly	same.....	no.....	yes	
202	Weaverville Mills.....	do.....	100	yes.....	2.50	2.50	weekly	yes.....	
203	U. L. Hudson.....	Connelly Springs.....	yes.....
204	J. J. Jasmine*.....	do.....	yes.....	5.00
205	McGalliard Falls Roller Mills.....	do.....	yes.....	2.50	1.50	weekly	decreased.....	no.....	no	
206	Glen Alpine Milling Co.....	Glen Alpine.....	yes.....
207	Fred Puitt.....	do.....	yes.....	8.28	2.00	weekly	increased.....	yes.....	yes	
208	Burke Tannery.....	Morganton.....	80	no.....	5.00	1.50	semimonthly	decreased.....	no.....	no	
209	J. P. Bumgarner.....	do.....	75	yes.....	5.00	2.50	biweekly	increased.....	same.....	no	
210	Carswell & Smith.....	Morganton, R. 4.....	no.....	3.50	2.50	biweekly	increased.....	no.....	no	
211	Duckworth Brick Co.....	Morganton.....	100	yes.....	5.00	2.50	weekly	same.....	yes.....	good	
212	Waldensian Bakery.....	Valdese.....	no.....	4.00	2.25	daily	yes.....	yes	
213	Waldensian Paper Co.....	do.....	80	yes.....	4.00	2.00	yes.....	
214	Blume's Machine Shop.....	Concord.....	yes.....	yes.....	yes	
215	Carolina Bottling Co.....	do.....	100	no.....	3.50	2.25	weekly	increased.....	no.....	no	
216	Concord Foundry.....	do.....	100	yes.....	3.75	3.33½	weekly	yes.....	yes	
217	Concord Job Printing Co.....	do.....	100	yes.....	3.75	2.25	weekly	neither.....	yes.....	yes	
218	Concord and Kannapolis Gas Co.....	do.....	100	yes.....	5.00	1.50	weekly	same.....	yes.....	yes	
219	Concord Steam Bakery.....	do.....	100	yes.....	5.00	2.25	weekly	neither.....	yes.....	yes	
220	Concord Steam Laundry.....	do.....	90	yes.....	5.00	2.25	weekly	neither.....	some.....	no	
221	Kerr Bleaching and Finishing Works.....	do.....	85	yes.....	9.44	7.50	biweekly	increased.....	

222	Model Flour Mills*	do.	100	yes	5.00	2.00	weekly	yes	same	yes	same
223	National Lumber Co.	do.	100	yes	6.50	2.50	weekly	same	increased	same	yes
224	Poplar Tent Ginning and Imp. Co.	do.	90	no	4.00	2.50	weekly	increased	same	no	no
225	A. B. Pounds	do.	90	yes	6.00	2.50	weekly	same	same	no	no
226	The Southern Cotton Oil Co.	do.	90	fair	3.00	2.25	weekly	neither	same	yes	yes
227	Harrisburg Improvement Co.	Harrisburg	100	yes	3.00	2.00	weekly	neither	same	no	no
228	A. R. Mills' Repair Shop.	do.	100	yes	3.50	1.50	weekly	same	same	no	no
229	A. P. Widenhouse.	Midland	100	yes	4.00	2.00	biweekly	*same	same	same	same
230	J. F. C. Miller.	Mount Pleasant	100	yes	3.10	2.00	weekly				
231	T. J. Moore.	Colletsville.									
232	J. M. Bradshaw*	Finley	100	2.00		1.00		decreased	same		
233	Little Corn Mill.	Globe.									
234	Granite Bottling Works.	Granite Falls	100	yes	4.16	1.00	weekly	increased	yes	yes	yes
235	Granite Falls Milling Co.*	do.									
236	Granite Lumber Co.	do.	100	yes	5.75	2.10	weekly	same	no	no	no
237	Liberty Shirt Mills*	do.	100				weekly	same	yes	yes	yes
238	King Creek Roller Mills*	King Creek					monthly	increased	no	no	no
239	Patterson School Shop.	Legerwood	100	yes	4.00	2.00					
240	W. C. Brannon*	Lenoir									
241	R. A. Brown*	do.									
242	C. H. Holloway	do.									
243	Hudson Veneer Co.	do.	95	fair	6.50	2.50	weekly	same	no	no	no
244	Kincaid & Clay.	do.	100	yes	5.00	1.00	weekly	same	no	no	no
245	Lenoir Mills.	do.	100	yes	7.00	3.00	weekly	neither	yes	yes	yes
246	Lenoir Veneer Co.	do.	100	yes	5.00	2.25	weekly	decreased	no	no	no
247	Mint-Cota Bottling Co.	do.	100	yes	3.00	2.50	monthly	increased	neither	no	no
248	Powell Brothers.	do.	100	yes	3.00		weekly	neither			
249	Puett Mill	do.									
250	Reins Brothers	do.	100	yes	2.75		weekly	same	no	no	no
251	Tuttle's Roller Mills.	Lenoir, R. 5.	100	no	2.50	1.50	daily	same	no	no	no
252	W. B. Estes	Upton.									
253	Beaufort Ice Co.	Beaufort	50	yes	3.00	1.00	weekly	neither	no	no	no
254	Beaufort Machine Shop	do.	100	yes	4.00	2.00	weekly	same	no	no	yes
255	Beaufort News	do.					weekly	same	no	no	yes
256	Carteret Lumber Co.	do.	90	yes	11.00	1.75	semi-monthly	neither	no	no	no
257	C. A. Clawson.	do.	100	4.00		3.00	weekly				
258	Dey's Fish Factory.	do.	90	yes	3.50	2.00	weekly	same	yes	yes	yes

*Same as last report.

TABLE No. 3—Continued.

No.	Factory	Postoffice	What Per Cent Employees Read and Write?		Is Labor Plentiful?	Wages						Improvement Shown in—	
			Adults	Children		Highest Paid Males	Highest Paid Females	Lowest Paid Males	Lowest Paid Females	When Paid	Increased or Decreased During Year?	Financial Condition Wage-earners?	General Economy?
259	Southgate Packing Co.	Beaufort.	100	---	fair	\$3.00	\$1.75	\$1.00	\$1.75	weekly	same	no	yes
260	Bell-Wallace Co.*	Morehead City	100	---	no	5.00	---	2.50	---	weekly	same	no	no
261	The B.-W. Laundry Co.*	do.	100	---	no	3.66	1.50	1.50	---	weekly	---	---	---
262	Carter Ice, Trans., and Storage Co.	do.	100	---	no	4.16	---	3.33	---	weekly	same	no	no
263	Morehead Coca-Cola Bottling Co.	do.	100	---	yes	5.00	2.90	2.90	---	semimonthly	increased	yes	yes
264	Morehead City Mfg. Co.	do.	100	---	no	2.50	1.00	1.75	---	weekly	same	no	yes
265	Nelson Machine Works.	do.	---	---	---	---	---	---	---	---	---	---	---
266	Newport Fisheries Co.	do.	90	---	yes	3.50	2.00	2.00	---	weekly	same	no	some
267	Portsmouth Fisheries Co.	do.	---	---	no	5.00	2.00	2.00	---	weekly	increased	no	no
268	Smyrna Factory*	do.	100	---	yes	3.00	2.00	2.00	---	semimonthly	---	no	no
269	C. H. Wade*	do.	---	---	---	---	---	---	---	---	---	---	---
270	Wallace Fisheries Co.	do.	---	---	no	5.00	2.00	2.00	---	weekly	increased	no	no
271	Willis Marine Railways.	do.	---	---	yes	6.00	3.00	3.00	---	weekly	decreased	no	no
272	Woodland & Co.	do.	---	---	no	5.00	2.50	2.00	1.25	weekly	increased	no	some
273	Eubanks Lumber Co.*	Newport.	50	---	no	6.00	---	1.50	---	semimonthly	increased	no	---
274	Mann's Repair Shop*	do.	---	---	no	---	---	---	---	---	same	---	---
275	Taylor Fish Scrap Factory*	do.	80	---	no	3.00	1.50	1.50	---	weekly	same	no	no
276	Beaufort Fish Scrap and Oil Co.†	New Bern	90	---	yes	7.00	---	2.50	---	week and mo.	same	yes	yes
277	Hurdle's Factory.	Milton	100	---	no	2.00	---	.85	---	---	decreased	yes	---
278	Long's Mill.	do.	---	---	---	---	---	---	---	---	decreased	---	---
279	Eureka Roller Mills*	Catawba, R. 2	100	---	yes	3.00	3.00	3.00	---	monthly	---	no	---
280	A. Martin.	Catawba	100	---	no	2.50	2.00	2.00	---	semimonthly	same	---	---
281	J. Boliek Sons Co.	Conover	100	---	no	7.00	2.50	2.50	---	weekly	same	yes	---
282	Hickory Handle and Mfg. Co.	do.	100	100	yes	4.00	1.50	1.50	---	weekly	same	yes	yes
283	Spring Steel Wheel Co.	do.	---	---	yes	2.50	---	---	---	---	neither	no	---
284	Warlong Glove Mfg. Co.	do.	100	100	yes	5.00	3.00	1.50	1.50	weekly	same	some	yes
285	City Steam Bakery	Hickory	100	---	yes	3.50	2.00	2.00	---	weekly	same	yes	yes
286	Clay Printing Co.	do.	100	---	no	10.00	6.00	1.50	2.00	weekly	same	yes	yes

TABLE No. 3—Continued.

No.	Factory	Postoffice	What Per Cent Employees Read and Write?		Is Labor Productive?	Wages						Increased or Decreased During Year?	Improvement Shown in—	
			Adults	Children		Highest Paid Males	Highest Paid Females	Lowest Paid Males	Lowest Paid Females	When Paid	Financial Condition		Wage-earners?	General Agency?
324	W. F. Sizemore.....	Bear Creek.....	100		yes.....	\$3.50	\$	\$1.50		semimonthly..	decreased.	no		
325	E. P. Spoon*.....	do.....			yes.....	2.50		1.25			decreased.	no		
326	W. C. Brewer.....	Bennett.....			yes.....	4.50		1.50			decreased.	no		
327	Routh Roller Mills* do.....	do.....	100		yes.....						same.....	no	no	
328	Chatham Roller Mills.....	Bynum.....			no.....	2.00		1.50		weekly.....	same.....	yes.....	yes	
329	Bobbitt's Sawmill* do.....	Cummock.....	75		no.....	3.00		1.50		semimonthly..	decreased.	no	yes	
330	W. H. Gilmore's Sawmill.....	do.....	50		yes.....	3.50		1.00		monthly.....	decreased.	no	yes	
331	Farmers Milling Co.....	Goldston.....	100		yes.....	3.50		1.00		weekly.....	decreased.	no	yes	
332	Goldston Mfg. Co.....	do.....	50		yes.....	2.00		2.00		biweekly.....		no		
333	W. D. Tillman.....	do.....	100		no.....	4.00		1.00		weekly.....	same.....	no	some	
334	The Goldston Brick Co.* do.....	Gulf.....	90		fair.....	2.00		1.00		weekly.....	same.....	no	same	
335	C. W. Jordan.....	Jordan.....	100		fair.....	2.50		1.25		semimonthly..	neither.....	no	no	
336	Moncure Mill Co.* do.....	Moncure.....	100		fair.....	2.00		1.00		weekly.....	decreased.	no	no	
337	A. A. Wicker*.....	do.....	100		no.....	3.00		1.00		weekly.....	decreased.	no	no	
338	T. F. Gains Bros. Lumber Co. do.....	Ore Hill.....			yes.....	2.00		1.00		weekly.....	increased.	yes.....	yes	
339	A. A. Johnson*.....	do.....			yes.....	4.00		1.00		weekly.....	neither.....	yes.....	yes	
340	Chatham Oil and Fertilizer Co.....	Pittsboro.....	95		yes.....	5.00		3.00	1.50	monthly.....	same.....	yes.....	yes	
341	H. H. Elder*.....	Siler City.....			yes.....	5.00		3.00	1.50	semimonthly..	increased.	yes.....	yes	
342	Hadley-Peoples Mfg. Co.....	do.....	90		yes.....	3.50		2.00	1.60	monthly.....	same.....	no	yes	
343	Siler City Mills.....	do.....	100		yes.....	5.00		2.00	2.00	semimonthly..	same.....	yes.....	yes	
344	Williams, Brower & Co.....	do.....	100		yes.....	2.50		1.60	2.00	semimonthly..	same.....	yes.....	yes	
345	Andrews Ice Co.....	Andrews.....			yes.....	9.00		2.00	2.00	monthly.....	same.....	yes.....	no	
346	Andrews Mfg. Co.....	do.....	90		yes.....	5.00		2.00	2.00	semimonthly..	same.....	yes.....	no	
347	F. P. Cover & Sons, Inc. do.....	do.....	85		yes.....	5.00		2.00	2.00	monthly.....	same.....	yes.....	no	
348	W. A. McGee*.....	do.....	100		yes.....	4.00		1.75	1.75	weekly.....	decreased.	yes.....	yes	
349	A. T. Dorsey*.....	Marble.....	80		no.....	4.50	2.00	1.00	1.00	monthly.....	increased.	yes.....	no	
350	Cherokee Mfg. Co.* do.....	Murphy.....	100		yes.....	5.00		2.00	2.00	biweekly.....	increased.	yes.....	no	
351	Cherokee Roller Mill* do.....	do.....	100		yes.....	3.00		2.00	2.00	weekly.....	decreased.	no.....	no	

352	Coca-Cola Bottling Co.	do.	100	yes	5.50	2.50	weekly	increased	yes	yes
353	Murphy Mills	do.	100	yes	2.50	2.05	weekly	neither	yes	yes
354	Albemarle Observer	Edenton			3.33		weekly			
355	Brown Brothers	do.	100	yes	5.00	2.00	weekly	increased	yes	yes
356	Edenton Ice and Cold Storage Co.	do.	75	yes	5.00	2.75	weekly	increased	yes	no
357	The Edenton Peanut Co.	do.		no	2.75	1.35	weekly	increased	yes	no
358	Edenton Pepsi-Cola Bottling Works	do.	100	yes	4.50	1.50	weekly	same	yes	yes
359	Eastern Cotton Oil Co.	do.	75	no	3.50	2.50	weekly	increased	yes	no
360	Farmers Peanut Co.	do.		fair	2.75	2.00	weekly	increased	no	no
361	J. E. Lassiter*	do.			2.00	1.50	weekly			
362	Marine Railway	do.			4.00					
363	Wilkes Veneer Co.	do.	15		6.00	2.00				
364	Valhalla Milling Co.*	Tyner	100	yes	1.90	1.40	monthly	decreased	yes	yes
365	J. T. White	do.			2.00			same	no	no
366	Hayesville Light and Power Co.	Hayesville	100	yes	1.50		monthly	same	no	no
367	E. V. McConnell	do.			1.00		monthly	same	no	no
368	Belwood Collar Co.	Belwood	100	yes	3.50	1.50	weekly		good	
369	Knob Creek Milling Co.	Casar	100							
370	S. R. Anthony	Grover	50	no	4.00	1.25	weekly	same	no	no
371	B. A. Harry	do.	100	yes	5.00	1.00	weekly	same	some	some
372	Herald Publishing House	do.	100	yes	4.00		weekly	increased	no	yes
373	Kings Mountain Cotton Oil Co.	Kings Mountain	75	yes	3.50	2.50	weekly	increased	no	no
374	Kings Mountain Roller Mills	do.	100	yes	5.00	2.00	weekly	decreased	no	no
375	McSwain's Mill	do.			2.00		weekly	same	no	no
376	Mooresboro Cotton Oil Co.	Mooresboro	100	yes	2.50	2.00	weekly	same	same	same
377	Mooresboro Creamery Co.	do.	100	yes	4.00	2.00	monthly	increased	yes	yes
378	L. V. Arrowood*	Shelby		yes	3.50	1.50	weekly	no	yes	yes
379	Bost's Bakery, Inc.	do.	95	yes	5.00	1.33	weekly	neither	yes	yes
380	Commercial Printery	do.		yes					no	no
381	Eagle Roller Mills	do.	100	yes	10.00	2.25	week and mo.	same	no	no
382	Ideal Ice and Fuel Co.	do.	100	yes	4.50	1.50	weekly	increased	yes	no
383	Shelby Coca-Cola Bottling Co.	do.	100	yes	4.00		weekly	neither	yes	no
384	Shelby Creamery Co.	do.	100	yes	5.00	2.00	monthly	same	yes	no
385	Shelby Foundry	do.	100	yes	5.00		weekly	same	yes	no
386	Shelby Steam Laundry	do.	100	fair	10.00	1.50	weekly	increased	yes	yes
387	Southern Cotton Oil Co.	do.			2.33		weekly	neither	no	no
388	Thompson Company	do.	100	yes	5.00	2.25	weekly	neither	yes	yes

*Same as last report.

TABLE NO. 3—Continued.

No.	Factory	Postoffice	What Per Employees Read and Write?		Is Labor Plentiful?	Wages						Improvement Shown in—	
			Adults	Children		Highest Paid Males	Highest Paid Females	Lowest Paid Males	Lowest Paid Females	When Paid	Increased or Decreased During Year?	Financial Condition	General Prosperity?
389	Z. J. Thompson	Shelby	100		yes	\$ 6.00		\$		weekly	same	no	General
390	J. W. Wilson	do	50		no	12.00	1.50	1.50	1.50	weekly	increased	slight	Prosperity?
391	Batters Lumber Co.	Boardman	90		yes	2.00	.75	1.00	1.00	weekly	same	no	slight
392	Cerro Gordo Brick Co. *	Cerro Gordo	100	100	yes	2.50	1.50	1.50	1.00	weekly	same	yes	yes
393	The Inman Mills	do	100		no	2.50	1.50	1.50	1.50	weekly	neither	no	no
394	Williamson-Nance Co.	do	100		no	3.00	1.25	1.25	1.25	weekly	same	no	no
395	H. M. Powell	Fair Bluff	80		yes	4.50	.75	1.50	1.50	monthly	same	no	same
396	J. W. Brinkley	Freeman	100		no	2.50	1.50	1.50	1.50	weekly	same	no	same
397	Chancey Brothers	Hallsboro	100		yes	2.00	2.00	2.00	2.00	weekly	same	yes	no
398	Hall Flué Mfg. Co.	do	100		yes	4.00	1.50	1.50	1.50	semimonthly	same	no	same
399	Pierce & Co.	do	90		yes	7.00	1.00	1.00	1.00	monthly	same	same	same
400	The Council Tool Co.	Wanamish	90		yes	5.00	1.50	1.50	1.50	semimonthly	same	same	same
401	Council Lumber Co.	do	60		fair	3.00	1.25	1.25	1.25	semimonthly	same	no	slight
402	W. L. Burchett	Whiteville	90		no	2.25	1.75	1.75	1.75	weekly	increased	no	no
403	Clark Brick and Tile Co.	Clark	50		no	2.95	2.00	2.00	2.00	weekly	increased	no	no
404	Wilson Brothers	Cove City	80		fair	9.00	1.00	1.00	1.00	weekly	increased	no	no
405	Goldsboro Lumber Co.	Dover	100		yes	1.75	1.50	1.50	1.50	weekly	increased	no	no
406	Wilson Sawmill*	do	100		yes	7.00	1.75	3.25	1.50	weekly	no	slight	yes
407	Braddy's Dry Cleaning Co.	New Bern	100		yes	4.00	1.50	1.50	.75	weekly	increased	slight	no
408	Consumers Ice Co.	do	100		yes	1.50	2.16	2.16	2.16	weekly	same	no	yes
409	Crystal Ice-Cream Co.	do	50		yes	3.16	10.00	3.00	1.65	weekly	neither	same	same
410	Crystal Ice and Fuel Co.	do	100		yes	10.00	10.00	2.00	2.00	weekly	decreased	yes	yes
411	F. S. Duffy Medicine Co. *	do	100		no	3.00	3.00	3.00	3.00	weekly	neither	no	no
412	Owen G. Dunn	do	100		yes	6.00	6.00	2.25	2.25	weekly	same	yes	yes
413	East Carolina Marble Works	do	100		no	3.00	3.00	3.00	3.00	weekly	neither	no	no
414	Guton Motor Co. *	do	100		yes	6.00	6.00	2.25	2.25	weekly	same	yes	yes
415	Hackney Cement Works	do	100		yes	6.00	6.00	2.25	2.25	weekly	same	yes	yes
416	B. G. Harker Cycle Co.	do	100		yes	6.00	6.00	2.25	2.25	weekly	same	yes	yes

417	Home Bakery.....	do.....	100	100	4.50	1.00	.75	.75	weekly.....	same.....	yes.....
418	Hop Wall.....	do.....	100	100	3.00	1.50	1.50	1.00	weekly.....	decreased.....	yes.....
419	Kafer's Bakery.....	do.....	50	50	2.00	1.50	1.75	1.25	weekly.....	decreased.....	yes.....
420	E. H. & J. A. Meadows*.....	do.....	95	95	8.00	.75	.75	.75	weekly.....	increased.....	no.....
421	Munger & Bennett, Inc.....	do.....	60	60	8.00	3.33	1.50	3.33	weekly.....	increased.....	yes.....
422	Neuse Lumber Co.....	do.....	75	75	13.50	1.00	1.00	1.00	weekly.....	neither.....	same.....
423	Neuse Veneer Box Co.*.....	do.....	100	100	7.50	4.00	1.50	3.00	weekly.....	neither.....	no.....
424	New Bern Coca-Cola Bottling Works.....	do.....	100	100	4.30	2.00	2.75	2.75	weekly.....	same.....	no.....
425	New Bern Gas and Fuel Co.....	do.....	100	100	4.00	2.00	2.00	2.00	weekly.....	same.....	no.....
426	New Bern Oil and Fertilizer Co.....	do.....	70	70	8.00	2.00	2.00	2.00	weekly.....	same.....	no.....
427	The S. B. Parker Co.....	do.....	100	100	1.30	1.25	1.25	1.25	weekly.....	no.....	no.....
428	Peoples Brick Co.....	do.....	428	428	6.00	1.75	1.75	1.75	weekly.....	same.....	no.....
429	Pepsi-Cola Bottling Co.....	do.....	100	100	6.663	1.00	1.00	1.00	wk. and biwk.....	increased.....	no.....
430	Pine Lumber Co.....	do.....	100	100	8.00	2.00	2.00	2.00	weekly.....	same.....	no.....
431	Richardson Printing Co.....	do.....	100	100	20.00	5.00	1.75	1.75	weekly.....	neither.....	yes.....
432	Riverside Iron Works.....	do.....	95	95	5.00	2.00	3.00	3.00	weekly.....	increased.....	yes.....
433	Rowland Lumber Co.....	do.....	100	100	4.00	1.75	1.75	1.75	weekly and semimonthly.....	increased.....	no.....
434	Service Motor Corp.....	do.....	75	75	2.50	1.50	1.50	1.50	weekly.....	no.....	no.....
435	J. E. Slater.....	do.....	100	100	5.50	1.00	1.00	1.00	weekly.....	increased.....	yes.....
436	Stevenson Brick Co.....	do.....	100	100	2.50	2.50	2.25	2.25	weekly.....	same.....	no.....
437	Stahl Toy and Novelty Co.....	do.....	100	100	3.00	2.50	2.50	2.50	weekly.....	increased.....	no.....
438	U-Nite Rubber Co.....	do.....	100	100	3.00	2.50	2.25	2.25	weekly.....	same.....	yes.....
439	Virginia-Carolina Chemical Co.....	do.....	100	100	2.50	2.50	2.25	2.25	weekly.....	increased.....	no.....
440	Walker & Carnegie.....	do.....	100	100	2.50	2.50	2.25	2.25	weekly.....	increased.....	no.....
441	Morton Grist Mill.....	North Hartlowe.....	100	100	2.50	2.50	2.25	2.25	weekly.....	neither.....	yes.....
442	W. A. Jackson.....	Cooper.....	100	100	2.00	1.00	1.00	1.00	weekly.....	same.....	no.....
443	Woodall's Grist Mill*.....	Cumberland.....	75	75	7.50	3.50	1.50	2.00	weekly.....	increased.....	no.....
444	E. H. Bullard.....	Fayetteville.....	100	100	8.00	3.00	3.00	3.00	weekly.....	increased.....	no.....
445	Coca-Cola Bottling Co.....	do.....	75	75	5.83	2.00	2.00	2.00	weekly.....	increased.....	no.....
446	The Christian-Ewing Co.....	do.....	100	100	3.00	3.00	3.00	3.00	weekly.....	increased.....	no.....
447	Craftsman Workshop.....	do.....	100	100	3.00	3.00	3.00	3.00	weekly.....	increased.....	yes.....
448	Diamond Printing Co.....	do.....	100	100	3.00	3.00	3.00	3.00	weekly.....	increased.....	no.....
449	Fayetteville Light and Power Co.....	do.....	75	75	6.00	2.25	2.25	2.25	weekly.....	same.....	no.....
450	Fayetteville Lumber Co.....	do.....	100	100	2.50	4.00	4.00	4.00	weekly.....	same.....	no.....
451	Haywood Novelty Works.....	do.....	50	50	2.50	2.00	2.00	2.00	weekly.....	same.....	no.....
452	Highland Lumber Co.....	do.....	50	50	2.50	2.00	2.00	2.00	weekly.....	same.....	no.....

*Same as last report. †Under construction.

TABLE No. 3—Continued.

No.	Factory	Postoffice	What Per Cent Employees Read and Write?		Is Labor Plentiful?	Wages						Improvement Shown in—	
			Adults	Children		Highest Paid Males	Highest Paid Females	Lowest Paid Males	Lowest Paid Females	When Paid	Increased or Decreased During Year?	Financial Condition	Wage-earners?
453	Lime-Cola Bottling Works.....	Fayetteville.....			yes.....	\$5.50	\$.....	\$1.25	\$.....	weekly.....	same.....	no.....	
454	McNeill Milling Co.....	do.....			yes.....	3.00		2.00		weekly.....	neither.....	yes.....	
455	McMillan Metal Works.....	do.....	75		yes.....	3.00				weekly.....	same.....	yes.....	
456	The E. A. Poe Brick Co.....	do.....	90		yes.....	5.00		1.25		weekly.....	same.....	no.....	worse
457	Rankin & Brown Co.....	do.....	80		yes.....	8.33		1.50		weekly.....	decreased.....	yes.....	
458	W. T. Reaves.....	do.....	90		yes.....	4.00		1.00		weekly.....	decreased.....	no.....	
459	The Sexton Lumber Co.....	do.....	75		yes.....	6.00		2.00		weekly.....	same.....	no.....	
460	Towansend Candy Co.....	do.....	100		yes.....	5.00	1.50	1.50		weekly.....	same.....	no.....	
461	Walker Lumber Co.*.....	do.....			fair.....	5.00		1.25		semimonthly.....	increased.....	no.....	
462	West Lumber and Box Co.....	do.....	90		yes.....	4.00		.75		weekly.....	same.....	no.....	
463	O. A. Waddell.....	Manchester.....	75		no.....	5.00		1.25		weekly.....	increased.....	yes.....	
464	L. G. Faircloth.....	Stedman.....	90		no.....	5.00	3.50	2.00		weekly.....	neither.....	yes.....	
465	J. W. McMillan.....	do.....											
466	Waller Lumber Co.....	do.....	75		no.....	5.50		1.50		weekly.....	no.....	no.....	
467	Ideal Brick Co.....	Slocomb.....	90		yes.....	4.00		1.50		weekly.....	same.....	no.....	
468	Denton Marble Works.....	Denton.....			yes.....	3.00							
469	Denton Roller Mill.....	do.....	50							monthly.....	neither.....	no.....	
470	Smith's Brick Plant.....	do.....	100		no.....	2.50		2.50		weekly.....	decreased.....	no.....	
471	H. C. Tysinger*.....	do.....	100			2.25		1.75		weekly.....	increased.....	same.....	yes
472	Tysinger & Russell.....	do.....			yes.....	5.00		1.50		weekly.....	decreased.....	no.....	
473	Eller Mfg. Co.*.....	Eller.....	100										
474	Alleghany Roller Mills.....	Handy.....			yes.....	2.50		2.00		semimonthly.....	decreased.....	no.....	
475	J. J. Burkhead.....	do.....	100		yes.....	2.25		2.25		monthly.....	decreased.....	yes.....	
476	Loflin & Taylor.....	do.....	100		yes.....	5.77	5.77	4.00		week and mo.....	same.....	yes.....	
477	Davidson County Creamery Co.....	Lexington.....	100	100	yes.....	5.77	5.77	4.00		week and mo.....	same.....	yes.....	
478	J. W. Earnhardt.....	do.....	100		yes.....	3.25		3.00		weekly.....	same.....	yes.....	yes
479	Peerless Mattress Co.....	do.....	100		yes.....	5.45	4.00	2.00	2.70	weekly.....	same.....	same.....	same
480	Piedmont Mirror Co.....	do.....			yes.....	4.25		2.50		weekly.....	increased.....	slight	

TABLE No. 3—Continued.

No.	Factory	Postoffice	What Per Cent Employees Read and Write?		Is Labor plentiful?	Wages				Increased or Decreased During Year?	Improvement Shown in—	
			Adults	Children		Highest Paid Males	Highest Paid Females	Lowest Paid Males	Lowest Paid Females		Financial Condition	General
518	A. D. Farlow.....	Bahama.....			yes.....	\$2.50	\$.....	\$2.25	increased..	no.....	yes
519	Alexander Motor Co.	Durham.....	100		yes.....	10.00	3.50	2.00	1.75	increased..	yes.....	yes
520	Austin-Heaton Co.	do.....	90		yes.....	15.00	5.79	2.00	4.33	same.....	yes.....	yes
521	B.-C. Remedy Co.	do.....	100		yes.....	5.00	3.50	3.00	3.00	increased..	yes.....	yes
522	Bain-Kimball-Milam Co.	do.....	90		no.....	8.00	3.00	3.00	3.00	neither...	no.....	some
523	Budd-Piper Roofing Co.	do.....	80		yes.....	15.00	5.50	3.00	5.00	increased..	yes.....	yes
524	Cheek & Belvin.....	do.....	90		yes.....	3.00	2.50	same.....	no.....	no
525	Christian & King Printing Co.	do.....	100		yes.....	12.50	2.00	2.00	2.00	same.....	yes.....	yes
526	City Ice and Coal Co.	do.....	95		yes.....	4.50	1.50	same.....	no.....	no
527	City Ice-Cream Co.	do.....	100		yes.....	4.16	4.16	same.....	yes.....	yes
528	W. K. Dennis Roofing and Heating Co.	do.....	100		yes.....	10.00	2.50	2.50	increased..	yes.....	no
529	Durham Coca-Cola Bottling Co.	do.....	100		yes.....	8.00	1.50	same.....	no.....	no
530	Durham Granite Co.	do.....	100		yes.....	11.00	2.50	neither...	no.....	no
531	Durham Ice-Cream Co.	do.....	100		yes.....	3.50	2.00	neither...	no.....	no
532	Durham Iron Works.	do.....	100		yes.....	7.50	3.50	same.....	yes.....	yes
533	Durham Lumber Co.	do.....	100		yes.....	6.00	2.50	neither...	no.....	no
534	Durham Motor Co.*	do.....	98		yes.....	5.83	2.50	same.....	no.....	no
535	Durham Pepsi-Cola Bottling Co.	do.....	100		yes.....	2.50	same.....	no.....	same
536	Durham Steam Bakery	do.....	100		yes.....	4.50	increased..	yes.....	yes
537	B. W. Fassett.....	do.....	100		yes.....	12.50	8.00	2.50	2.50	same.....	yes.....	yes
538	Golden Belt Mfg. Co.	do.....	50		yes.....	3.00	2.25	2.50	2.00	neither...	no.....	no
539	W. P. Henry Co.	do.....	100		yes.....	8.00	3.00	same.....	no.....	fair
540	E. J. Latta Roofing Co.	do.....	90		yes.....	7.00	2.50	1.50	1.50	increased..	yes.....	good
541	Model Laundry Co.	do.....	100		yes.....	3.33	3.33	neither...	yes.....	yes
542	Laboratory, Peabody Drug Co.	do.....	100		yes.....	3.85	2.50	1.50	same.....	yes.....	yes
543	Paschall Bakery.....	do.....	100		yes.....	2.00	same.....	same.....	same
544	Philadelphia Bakery*	do.....	100		yes.....	2.00	same.....	same.....	same
545	Pope Mattress Co.*	do.....	100		yes.....	3.00	2.00	same.....	same.....	same

TABLE No. 3—Continued.

No.	Factory	Postoffice	What Per Cent Employees Read and Write?		Is Labor Pliant?	Wages						Increased or Decreased During Year?	Improvement Shown in—	
			Adults	Children		Highest Paid Males	Highest Paid Females	Lowest Paid Males	Lowest Paid Females	When Paid	Financial Condition		General Agency?	
														Wages
583	Briggs-Shaffner Co.	Winston-Salem			yes	\$6.65	\$	\$1.35		weekly	same	yes	yes	
584	Carolina Cadillac Co.	do.	100		yes	8.33		3.50		weekly	neither	no	no	
585	Carolina Foundry and Machine Co.	do.	100		yes	6.75	4.50	3.00		weekly	same	yes	no	
586	The Carolina Paper Box Co.	do.	100		yes	5.40	2.36	1.80		weekly	same	no	slight	
587	Coca-Cola Bottling Co.*	do.	80		yes					weekly	same	yes	yes	
588	Commercial Printing Co., Inc.	do.	100		yes	10.00	2.00	2.25	2.00	weekly	increased	no	yes	
589	Concrete Products Co.*	do.	100		yes	2.75		2.25		weekly	increased	no	yes	
590	Crystal Candy Co.	do.	100		yes	7.50	4.16	3.00	2.00	weekly	decreased	no	yes	
591	Crystal Ice Co., Inc.	do.	95		yes	4.50		2.25		weekly	same	some	some	
592	Fogle Brothers Co.	do.	50		yes	6.75		2.50		weekly	increased	yes	slight	
593	Forsyth Dairy Co.	do.	100		yes	6.57	3.50	2.00	3.50	weekly	same	slight	same	
594	Gilmer's Bakery	do.	100		yes	8.00	2.00	1.65		weekly	same	no	good	
595	A. G. Gordon Co.	do.	100		yes	7.50	2.60	1.50	2.50	weekly	same	no	no	
596	Hanes Rubber Co.	do.			yes	6.00		3.00		weekly	same	no	yes	
597	Hedgecock & Hine	do.	90		yes	3.75		2.50		weekly	neither	no	no	
598	Job Printing Office*	do.			yes	4.00				weekly	same	no	no	
599	The Ideal Marble and Granite Co.	do.	100		yes	8.00		2.50		weekly	increased	yes	yes	
600	Medaris Stamp and Printing Co.	do.	100		yes	5.00		2.75		weekly	increased	yes	yes	
601	The Menzel Co.	do.	75	90	yes	6.00	2.25	1.50	1.35	weekly	neither	no	no	
602	George E. Nissen & Co.	do.	90		yes	5.00		2.25		weekly	increased	no	no	
603	S. J. Nissen Co.	do.	80		yes	7.50		2.00		weekly	neither	no	some	
604	Orinoco Supply Co.	do.	90		yes	7.20		2.45		weekly	neither	no	yes	
605	The Perry Drug Co.*	do.	100		yes	8.50	2.50	2.00	2.00	week and mo.	increased	yes	yes	
606	Quality Bakery, Inc.	do.	100		yes	60.00†	25.00†	40.00†	9.00†	weekly	same	slight	no	
607	J. H. & R. E. Reynolds Cement Works*	do.			do.									
608	Stoggin Printing Co., Inc.	do.	100		yes	10.00	6.66	2.13	2.13	weekly	increased	no	no	
609	J. E. Shelton Box and Lumber Co.	do.	100		yes	5.00		1.50		weekly	increased	some	yes	
610	Sheppard Vencer Co.	do.	80		yes	4.25		2.50		weekly	increased	yes	yes	

611	J. W. Shipley	do.	100		6.20	4.00	weekly	neither	no	no
612	Sides Roller Mill*	do.	100		4.00	2.25	weekly	same	yes	same
613	Smith-Phillips Lumber Co.	do.	100		3.25	1.90	weekly	decreased	no	no
614	Southside Roller Mills*	do.	99		6.00	2.25	weekly	weekly	no	no
615	J. C. Spach Wagon Works.	do.	100		5.50	3.00	weekly	weekly	yes	yes
616	Stefel Mattress Co.	do.	100		7.00	2.50	weekly	neither	yes	yes
617	Stewart Printing House.	do.	100		4.00	2.50	weekly	weekly	no	no
618	J. R. Thomas.	do.	100		3.00	1.00	weekly	decreased	no	no
619	W. C. Tire*	do.	100		5.00	2.00	weekly	same	yes	yes
620	Townsend Buggy Co.	do.	100		7.00	3.50	weekly	same	yes	yes
621	Union Republican Publishing Co.*	do.	85		7.00	2.50	weekly	increased	no	no
622	J. A. Vance Co.	do.	100	fairly	3.40	3.00	weekly	increased	no	no
623	Virginia-Carolina Chemical Co.	do.	100							
624	Dr. Robert N. Walker.	do.	100							
625	J. A. Wall & Sons.	do.	100		7.50	3.33	weekly	same	no	no
626	Winkless Bakery	do.	100	yes	9.20	1.33	weekly	neither	no	no
627	Winston Printing Co.	do.	100	yes	8.00	2.50	weekly	neither	yes	yes
628	Winston Steam Laundry	do.	95	yes	6.50	3.00	weekly	same	same	same
629	Winston Vehicle Co.	do.	100	yes	4.00	2.00	weekly	increased	slight	some
630	Bunn Ginning Co.	Bunn.	100	no	2.00	2.00	weekly	no	yes	same
631	Franklinton Lumber Safety Co.	Franklinton	100	yes	7.00	2.00	weekly	neither	no	no
632	Clifton's Mill.	Louisburg	80	yes	7.00	2.00	weekly	neither	no	no
633	Colonial Pine Co., Inc.	do.	100							
634	G. W. Ford & Son*	do.	100		2.00	1.50	weekly	same	no	no
635	Alex. Fuller.	do.	100	yes	5.00	1.25	weekly	same	yes	no
636	C. B. Kearney	do.	100	no	2.00	2.00	weekly	same	yes	no
637	Louisburg Bottling Works.	do.	100	no	5.00	2.00	weekly	weekly	no	no
638	Louisburg Wagon Co.	do.	100	yes	3.50	3.00	weekly	neither	yes	yes
639	C. P. Harris	Mapleville	100	yes	4.20	2.25	weekly	weekly	yes	yes
640	Belmont Roller Mill.	Belmont	100	yes	5.00	3.00	weekly	weekly	yes	yes
641	Montbell Ice and Fuel Co.	do.	100	yes	5.00	2.50	weekly	weekly	yes	yes
642	Beans Flour Mill*	Cherryville	100	yes	5.00	3.00	weekly	weekly	no	yes
643	Cherryville Roller Shop.	do.	100	yes	5.00	2.50	weekly	same	yes	yes
644	Model Ginning Co.	do.	100	yes	5.00	2.00	weekly	same	yes	yes
645	Styers' Sash and Door Shop.	do.	100	yes	3.50	2.00	weekly	same	yes	yes
646	Piedmont Metal Roofing Co.	Dallas.	95	yes	4.00	2.50	weekly	same	yes	yes
647	Bertha Mineral Co.	Gastonia.	95	yes	4.00	2.50	weekly	same	yes	yes

*Same as last report. †Per week.

TABLE No. 3—Continued.

No.	Factory	Postoffice	What Per Cent Employers Read and Write?		Is Labor Pament Full?	Wages						Improvement Shown in—	
			Adults	Children		Highest Paid Males	Highest Paid Females	Lowest Paid Males	Lowest Paid Females	When Paid	Increased or Decreased During Year?	Financial Condition	General Agency?
712	Coca-Cola Bottling Co.	Greensboro.	100		yes	\$4.50	\$	\$2.00		weekly	same	no	yes
713	Cunningham Springless Shade Co.	do.	100		yes	3.50	2.50	3.00	2.00	weekly	neither	no	no
714	Lee Davis & Sons	do.	100		no	2.25	1.50			weekly	weekly	no	no
715	Dick's Laundry Co.	do.	90		yes	8.00	4.00	3.00	1.00	weekly	increased	yes	yes
716	W. H. Fisher Co.	do.	100		yes	10.00	7.00	1.50		weekly	increased	no	yes
717	Ford Body Co.	do.	100		yes	7.00		2.50		weekly	neither	no	yes
718	G. S. Gauldin	do.	100		yes	4.15				weekly	same	no	no
719	Glasecock Store and Mfg. Co.	do.	100		yes	12.00	2.50	2.50		weekly	increased	yes	slight
720	Golden rule Press.	do.	100		yes	7.50	2.00	2.50		weekly	neither	yes	no
721	Greensboro Printing Co.	do.	100		yes	3.50	2.00	2.00		weekly	neither	yes	yes
722	Greensboro Roller Mills*	do.	100		yes	3.00		2.00		weekly	same	yes	yes
723	Groome Broom Co.	do.	100		yes	4.50	3.00	3.00		monthly	same	yes	yes
724	Guilford Chero-Cola Bottling Co.	Greensboro, R. 3.	100		yes	6.00	1.50	1.50		weekly	increased	yes	yes
725	Hadley-Taylor Co.*	Greensboro.	100		yes	2.50	1.66			weekly	same	no	yes
726	Harrison Printing Co.	do.	100		yes	8.00	3.00	3.00	3.00	weekly	no	yes	yes
727	Hill Flour Mills, Inc.	do.	70		yes	4.00		2.75		weekly	increased	yes	yes
728	King-Cola Bottling Co.	do.	100		yes	5.00	1.50			weekly	decreased	no	yes
729	John W. Knight & Son.	do.	100		yes	10.00		3.00			neither	no	yes
730	J. H. Neese Marble Yard.	do.			yes	7.50	5.50	2.00	3.50	weekly	increased	yes	no
731	Newman Machine Co.	do.	100		yes	4.00	2.50			weekly	neither	yes	yes
732	North State Milling Co.	do.	100		no	9.00	2.75			weekly	same	yes	yes
733	Oettinger Lumber Co.	do.	100		yes	3.50	2.50	2.50		weekly	same	no	no
734	O'Henry Bedding Co.	do.	100		yes	3.50	2.00	2.50		weekly	increased	same	good
735	Pennsylvania Lumber Co.	do.	100		yes	7.00	6.00	2.65		weekly	same	no	no
736	Piedmont Ice and Coal Co.	do.	98		yes	4.00	3.50	3.50		weekly	same	no	no
737	Pintsch Compressing Co.	do.			yes	5.50		2.75		semimonthly	neither	yes	yes
738	J. R. Pitt.	do.	50		yes	5.00	3.48	2.75		weekly	same	no	no
739	Proximity Print Works.	do.	100		yes	5.73	1.78	2.32	1.78	weekly	same	no	no

740	Roberson-Strader Co.*	do.	100	yes	7.00	3.00	weekly	same	yes
741	Charles D. Roberts Co.	do.	95	yes	5.00	2.50	weekly	neither	yes
742	Rowe & Roach Co.	do.	95	yes	9.00	2.00	weekly	no	no
743	Sergant Mfg. Co.	do.	90	yes	7.50	3.00	seminonthly	neither	no
744	Southside Steam Laundry	do.	100	yes	3.00	1.00	weekly	neither	no
745	Jos. J. Stone & Co.	do.	100	yes	7.75	3.00	weekly	same	yes
746	Swift & Co. Fertilizer Works	do.	50	yes	7.00	3.00	weekly	stationary	no
747	Viek Chemical Co.	do.	100	yes	7.00	4.00	weekly	neither	no
748	W. J. Westbrook Elevator Co.	do.	100	yes	7.10	2.50	weekly	same	same
749	E. A. Woodell	do.	100	yes	6.00	2.00	weekly	increased	yes
750	Wysong & Miles Co.	do.	100	yes	7.50	4.65	weekly	neither	no
751	Guilford College	Guilford College	100	yes	3.00	2.00	weekly	same	no
752	Barber-Hall Printing Co.	High Point	100	yes	8.00	2.00	biweekly	increased	yes
753	Carolina Casket Co.	do.	100	yes	7.50	4.50	weekly	increased	yes
754	Carolina and Yadkin River Ry. Co.*	do.	100	yes	8.00	4.00	seminonthly	decreased	no
755	Ceal Mfg. Co.	do.	100	yes	6.00	2.00	seminonthly	same	no
756	Consolidated Veneer and Panel Co.	do.	95	yes	8.50	2.25	weekly	neither	no
757	Dillon-Vitt Underwear Co.	do.	100	yes	6.00	3.50	biweekly	steady	yes
758	Ferd. Ecker	do.	100	no	3.50	1.00	biweekly	increased	yes
759	Glenda Brick Co.	do.	75	yes	5.00	5.00	biweekly	increased	slight
760	Hayworth Roll and panel Co.	do.	100	yes	6.00	2.00	weekly	decreased	no
761	High Point Baking Co.	do.	100	yes	5.00	1.50	seminonthly	neither	no
762	High Point Buggy Co.	do.	90	fair	7.00	3.00	biweekly	yes	fair
763	High Point Glass and Decorative Co.	do.	100	yes	7.00	2.65	weekly	same	yes
764	High Point Machine Works	do.	100	yes	4.00	2.50	biweekly	same	yes
765	High Point Milling Co.	do.	100	yes	6.00	2.50	weekly	same	no
766	High Point Pad and Excelsior Co.	do.	75	yes	5.50	2.50	weekly	neither	same
767	High Point Steam Laundry*	do.	100	yes	7.00	2.75	seminonthly	increased	yes
768	High Point Underwear Co.	do.	75	yes	5.00	1.25	biweekly	same	no
769	Hill Veneer Co.	do.	100	yes	5.00	3.00	seminonthly	neither	yes
770	Kuras Bedding Co.*	do.	95	yes	10.00	4.75	weekly	increased	yes
771	McKinney Knob Works	do.	100	yes	5.00	3.00	seminonthly	neither	no
772	Moffitt Underwear Co.	do.	100	yes	5.00	3.50	weekly	increased	yes
773	Pittsburg Plate-glass Co. of Michigan	do.	100	yes	5.00	3.50	weekly	neither	no
774	Reidsville Paper Box Co.	do.	96	yes	7.00	3.33	weekly	increased	no
775	Revolution Veneer and Panel Co.	do.	90	yes	5.50	2.50	seminonthly	increased	some
776	The Snow Lumber Co.	do.	90	yes	5.50	2.50	seminonthly	increased	no

*Same as last report.

TABLE No. 3.—Continued.

No.	Factory	Postoffice	What Per Cent Employees Read and Write?		Is Labor Pledge-ful?	Wages						Improvement Shown in—		
			Adults	Children		Highest Paid Males	Highest Paid Females	Lowest Paid Males	Lowest Paid Females	When Paid	Increased or Decreased During Year?	Financial Condition	Wage-earners?	General Agency?
777	Stamey Printing House	High Point	100	100	yes...	\$5.00	\$1.00	\$1.00	\$1.00	weekly	-----	yes..•	yes	
778	Wilson Motor Co.	do	100	100	fair	3.00	2.00	2.00	2.00	monthly	increased	yes	yes	
779	Jamestown Roller Mill	Jamestown	100	100	no.	3.40	2.00	2.00	2.00	monthly	-----	no.	no	
780	Julian Milling Co.	Julian	95	95	no.	2.00	1.50	1.50	1.50	weekly	neither	no.	no	
781	P. P. Shoe Sawmill	do	100	100	yes.	5.00	1.50	1.50	1.50	semimonthly	decreased	no.	no	
782	Buffalo Broom Works*	Pleasant Garden	100	100	yes.	4.00	1.50	1.50	1.50	semimonthly	neither	yes.	no	
783	Carolina Warehouse, Inc.	do	40	40	no.	10.00	1.50	1.50	1.50	weekly	-----	no.	no	
784	Pomona Terra-Cotta Co.*	Pomona	100	100	yes.	3.00	1.00	1.00	1.00	biweekly	decreased	no.	no	
785	S. E. Moore	Stokesdale	100	100	yes.	2.00	-----	-----	-----	-----	same	yes.	yes	
786	Dixie Roller Mills*	Summerfield	100	100	yes.	2.00	-----	-----	-----	-----	same	no.	good	
787	W. D. Lane Sawmill*	do	100	100	yes.	2.00	-----	-----	-----	-----	same	no.	-----	
788	Stafford Brothers	do	100	100	no.	3.50	1.25	2.00	1.00	weekly	same	-----	-----	
789	Throne's Mill	Airlee	100	100	no.	3.00	1.00	1.00	1.00	weekly	neither	no.	-----	
790	The Columbian Peanut Co.	Enfield	100	100	yes.	5.00	2.50	2.50	2.50	weekly	increased	no.	some	
791	W. W. Hardy	do	50	50	yes.	2.00	1.75	1.75	1.75	weekly	increased	no.	-----	
792	D. W. Downs	Hobgood	100	100	yes.	9.00	2.00	2.00	2.00	weekly	same	no.	no	
793	B. W. Bawser Sawmill	Littleton	95	95	yes.	6.75	2.70	1.80	2.70	weekly	decreased	yes	yes	
794	Nelson Vertical Paper Cutter Co.	do	95	95	yes.	7.00	1.50	1.50	1.50	weekly	decreased	no.	no	
795	Schlichter Lumber Co.	do	90	90	yes.	2.25	1.50	2.00	2.00	weekly	same	yes.	same	
796	E. E. Wollett & Son	do	100	100	yes.	5.00	3.00	3.00	3.00	weekly	same	yes.	yes	
797	Halifax Builders Supply Co.*	Roanoke Rapids	90	90	no.	2.75	2.00	2.00	2.00	weekly	neither	yes.	no	
798	Cotton Oil and Ginning Co.	Scotland Neck	90	90	yes.	6.50	2.50	2.00	2.00	weekly	decreased	no.	no	
799	W. L. House Brick Co.	do	100	100	yes.	5.00	2.50	2.00	2.00	weekly	increased	no.	no	
800	Scotland Neck Planning Mills	do	90	90	no.	2.75	2.00	2.00	2.00	weekly	neither	yes.	slight	
801	K. C. Clark	Weldon	90	90	yes.	3.00	1.50	2.00	2.00	weekly	increased	no.	slight	
802	Dixon Lumber and Millwork Co.	do	100	100	no.	3.00	1.50	2.00	2.00	week and mo.	same	no.	poor	
803	Harrell's Printing House	do	100	100	no.	3.50	2.00	2.00	2.00	biweekly	same	no.	poor	
804	W. T. Parker	do	100	100	no.	3.50	2.00	2.00	2.00	biweekly	same	no.	poor	

805	Weldon Coca-Cola Bottling Works.....	do.....	100	yes.....	5.00	2.50	1.50	2.50	weekly.....	neither.....	no.....	no
806	Weldon Ginning Co.....	do.....	100	yes.....	2.50	2.00	2.00	2.00	weekly.....	increased.....	no.....	no
807	Weldon Ice Co.....	do.....	75	yes.....	5.00	3.50	2.50	2.50	weekly.....	same.....	no.....	no
808	Weldon Printing Co.....	do.....	100	yes.....	5.00	5.00		2.50	weekly.....	same.....	yes.....	yes
809	Williams Gin and Sawmill.....	Angier.....	95	yes.....	6.00	4.00	2.00	2.00	weekly.....	same.....	yes.....	yes
810	Harrington & Harrington*.....	Broadway.....		no.....	3.00	1.25	1.25		semimonthly.....	decreased.....	no.....	no
811	Paradise Lumber Co.*.....	do.....	100		2.00	1.00	1.00		semimonthly.....			
812	Newport Mfg. Co.....	Casma and Durham.....			6.50	2.50	2.50		weekly.....	same.....	no.....	no
813	J. C. Byrd.....	Duke, R. 1.....	90	yes.....	4.00	1.75	1.75		biweekly.....	same.....	some.....	some
814	Wilson H. Lucas.....	do.....	100	yes.....	4.00	2.00	2.00		weekly.....	same.....	no.....	same
815	W. T. Avery.....	Dunn.....		yes.....	4.00	1.50	1.50		weekly.....	same.....	no.....	no
816	Barnes Oil Mills*.....	do.....	90	yes.....	4.00	2.00	2.00		weekly.....	increased.....	yes.....	yes
817	Dunn Ice and Fuel Co.....	do.....	95	yes.....	4.00	2.50	2.00		weekly.....	increased.....	yes.....	yes
818	Dunn Marble Works.....	do.....	100	yes.....	10.00				weekly.....	increased.....	yes.....	yes
819	General Utility Co.....	do.....	yes.....	yes.....	7.50	2.00	2.00	2.00	weekly.....	increased.....	yes.....	yes
820	The John A. McKay Mfg. Co.....	do.....	100	yes.....	10.00	6.00	2.00	2.00	weekly.....	same.....	no.....	no
821	Pepsi-Cola Bottling Co.....	do.....	100	yes.....	2.50	1.50	1.50		weekly.....	same.....	no.....	no
822	Pope & Tart.....	do.....	90	yes.....	2.50	1.00	1.00		weekly.....	same.....	no.....	no
823	Southern Marble Works.....	do.....	100	yes.....	9.50	2.00	2.00		weekly.....	same.....	yes.....	yes
824	Stuart Turlington.....	do.....										
825	H. C. Cameron.....	Olivia.....	100	yes.....	2.25	1.75	1.75		semimonthly.....	increased.....	no.....	no
826	W. A. Snathery Sawmill*.....	Balsam.....		yes.....	3.00	1.50			decreased.....	decreased.....	no.....	no
827	The Champion Fibre Co.....	Canton.....	98	yes.....	5.60	1.34	1.40	1.34	semimonthly.....	increased.....	yes.....	yes
828	Clyde Roller Mills.....	Clyde.....	100	yes.....	2.75	2.25	2.25		monthly.....	neither.....	yes.....	no
829	Haywood Milling Co.*.....	do.....										
830	Crabtree Roller Mills*.....	Crabtree.....	100	no.....							no.....	no
831	England, Walton & Co.....	Hazelwood.....	100	fair.....	5.25	2.25	2.25		weekly.....		slight.....	slight
832	J. P. Inman.....	Sunburst.....										
833	Suncrest Lumber Co.....	do.....	95	yes.....	7.00	3.50	2.25	1.33	monthly.....	decreased.....	slight.....	yes
834	Galloway Lumber Co.....	Waynesville.....	75	yes.....	6.00	2.00	2.00		monthly.....	increased.....	same.....	same
835	Hyatt & Co.....	do.....	100	yes.....	5.50				weekly.....	increased.....	yes.....	yes
836	C. W. Miller.....	do.....		yes.....	3.00	2.50	2.50		weekly.....	same.....	no.....	no
837	Waynesville Ice and Cold Storage Co.....	do.....	100	fair.....	4.50	3.00	3.00		weekly.....	same.....	yes.....	yes
838	D. S. Hilderbran.....	Briekton.....	80	yes.....	5.00	2.25	2.25		weekly.....	increased.....	no.....	no
839	Henderson County Flour Mill.....	Flat Rock.....	100	yes.....	2.00				week and mo.....	increased.....	yes.....	yes
840	Fletcher Brick Works.....	Fletcher.....	50	yes.....	3.25	1.25	1.25		weekly.....	increased.....	no.....	no

*Same as last report.

TABLE No. 3—Continued.

No.	Factory	Postoffice	What Per Cent Employees Read and Write?		Is Labor Plentiful?	Wages						Increased or Decreased During Year?	Improvement Shown in—	
			Adults	Children		Highest Paid Males	Highest Paid Females	Lowest Paid Males	Lowest Paid Females	When Paid	Financial Condition		Wage Earners?	General Prosperity?
841	Huntley's Sawmill.....	Fletcher.....	100		yes	\$2.00	\$.....	\$2.00	\$.....	weekly	decreased	no	no	
842	H. McKenzie Brick Works.....	do.....	100		yes	3.00	1.00	2.00	1.00	weekly	neither	no	no	
843	J. V. Heisel.....	Hendersonville.....	100		yes	2.00	2.00	2.00	2.00	weekly	increased	slight	slight	
844	Hendersonville Lumber Co. *	do.....	100		yes	6.00	2.25	2.25	2.25	weekly	decreased	yes	yes	
845	Valentine & Co.....	do.....	50		yes	6.00	1.50	1.50	1.50	weekly	increased	yes	yes	
846	Ahoskie Ice-Cream Co.....	Ahoskie.....	50		yes	2.50	1.50	1.50	1.50	weekly	increased	no	no	
847	Brauning Mfg. Co.....	do.....			yes	7.00	1.75	1.75	1.75	weekly	same	no	no	
848	The Columbian Peanut Co.....	do.....	100		no	3.00	1.25	2.00	1.00	weekly	neither	yes	fair	
849	C. Greene.....	do.....	100		no	6.00	2.00	2.00	2.00	weekly	neither	no	no	
850	Rountree & Co.....	do.....	75		no	3.50	2.00	2.00	2.00	weekly	neither	no	no	
851	Cofield Mfg. Co.....	Cofield.....	75		no	5.00	1.50	1.50	1.50	semimonthly	increased	yes	fair	
852	H. H. Taylor.....	Harrelsville.....	80		no	4.00	2.00	2.00	2.00	biweekly	increased	yes	fair	
853	White & Britton.....	Murfreesboro.....			no	4.00	2.00	2.00	2.00	weekly	increased	yes	fair	
854	Winton Cooperage Co.....	Winton.....	50		no	5.00	1.00	1.00	1.00	weekly	increased	yes	no	
855	Winton Mfg. Co.....	do.....	95		fairly	5.00	3.75	1.75	1.75	weekly	same	no	no	
856	Hoke Oil and Fertilizer Co.....	Racford.....			no	2.00	2.00	2.00	2.00	weekly	increased	same	no	
857	W. D. McCrancy's Sawmill.....	Vass.....	100		no	2.00	2.00	2.00	2.00	weekly	increased	same	no	
858	R. G. Bridgman.....	Swan Quarter.....	100		no	2.50	2.00	2.00	2.00	weekly	same	no	no	
859	Cutrell, Mason & Co.....	do.....	100		no	2.50	3.00	3.00	3.00	biweekly	increased	no	no	
860	Hyde County Land and Lumber Co.....	do.....	75		fair	3.00	2.00	2.00	2.00	weekly	increased	no	no	
861	R. L. Smith's Sawmill*	Elmwood.....	100		no	3.00	2.00	2.00	2.00	semimonthly	increased	no	no	
862	Merris Brothers*	Hamptonville.....	90		yes	1.50	1.50	1.50	1.50	weekly	decreased	yes	no	
863	H. C. Hunter's Sawmill.....	Harmony.....	100		yes	5.75	2.00	2.00	2.00	semimonthly	same	no	no	
864	Post-Cline Co.....	Loray.....			yes	2.00	2.00	2.00	2.00	weekly	same	no	no	
865	Barger Brothers.....	Mooreville.....	100		yes	5.00	2.00	2.00	2.00	weekly	same	same	same	
866	Carolina Iron Works, Inc.....	do.....	100		no	3.50	1.75	1.75	1.75	weekly	neither	no	poor	
867	Farmers Warehouse and Oil Mills, Inc.....	do.....	100		yes	7.50	2.50	2.50	2.50	weekly	neither	no	good	
868	W. N. Johnston Sons Co.....	do.....	100		yes	7.50	2.50	2.50	2.50	weekly	neither	no	good	

869	Mooresville Coöperative Creamery	do	100	fair	7.40	2.00	semimonthly	increased	yes	yes
870	Mooresville Flour Mills	do	100	yes	4.25	2.50	weekly	same	yes	yes
871	Mooresville Oil Mill	do	25	yes	3.50	2.50	weekly	same	no	no
872	C. C. Richmond	New Hope	90	no	5.00	2.00	weekly	same	no	yes
873	Armfield Veneer Co.	Statesville	100	yes	5.50	3.00	weekly	no	yes	yes
874	Brady Printing Co.	do	100	yes	3.50	2.50	biweekly	same	yes	yes
875	Brown Bag Co.	do	100	yes	5.00	3.00	weekly	same	yes	yes
876	City Flour Mills	do	100	yes	5.00	2.50	weekly	same	yes	yes
877	Coca-Cola Bottling Co.	do	100	no	1,500†	750†	week, and mo.	increased	yes	yes
878	Conner & Eagle	do	100	no	5.44	2.33	weekly	same	yes	yes
879	Gas Dept., City of Statesville	do		yes	3.50	1.75	weekly	same	yes	no
880	Kennedy Veneer Co.	do		yes	8.50	2.80	weekly	neither	yes	yes
881	N. B. Mills	do	100	no	1.50	1.50	any time	same	no	no
882	Morrison Mfr. Co.	do	100	yes	4.50	2.50	weekly	neither	no	no
883	D. A. Myers' Sawmill*	do	75	yes	7.50	2.50	weekly	neither	yes	no
884	L. K. Overcash	do	100	yes	5.00	1.50	week, and mo.	increased	yes	yes
885	Piedmont Baking Co.	do	100	yes	6.00	2.00	weekly	same	yes	no
886	Selby Ice-Cream Co.	do	100	yes	6.00	2.50	weekly	increased	yes	yes
887	Mrs. M. L. Sharpe*	do		yes	6.00	2.00	weekly	same	yes	no
888	O. W. Slane Glass Co.	do	98	yes	1.75	1.35	monthly	neither	yes	ave.
889	Sloan-White Milling Co.	do	100	yes	5.00	4.00	monthly	neither	no	no
890	Star Milling Co.	do	100	yes	7.50	2.50	weekly	increased	yes	yes
891	Statesville Baking Co.	do	100	yes	3.00	1.75	weekly	same	no	no
892	Statesville Brick Co.	do	90	yes	6.00	2.00	weekly	increased	yes	no
893	Statesville Cotton Oil Co.	do	100	yes	3.00	2.50	weekly	same	no	no
894	Statesville Flour Mills Co.	do	10	yes	6.00	2.50	weekly	increased	yes	yes
895	Statesville Showcase Co.	do	85	yes	6.00	2.75	weekly	increased	yes	yes
896	Statesville Tin Co.	do		yes	6.00	2.75	weekly	same	yes	fair
897	J. C. Steele & Sons	do	95	yes	6.75	2.20	weekly	same	yes	same
898	Sterling Mills, Inc.	do	100	yes	12.50	2.75	weekly	same	ave.	fair
899	C. H. Turner	do	100	yes	7.75	3.25	weekly	decreased	no	no
900	C. V. Collins	Troutman	100	yes	3.00	2.00	weekly	decreased	yes	yes
901	J. A. Collins Sawmill	do	100	yes	2.00	1.25	weekly	decreased	yes	yes
902	Troutman Shirt Mills	do	100	yes	3.00	1.40	weekly	decreased	yes	yes
903	Garden Valley Roller Mills†	Turnersville	100	yes	3.00	2.00	monthly	same	no	no
904	Cullowhee Milling Co.*	Cullowhee	100	no	3.00	2.00	monthly	same	no	no
905	Jarrett Lumber Co.	Dillsboro	90	no	3.00	2.00	monthly	same	no	no

*Same as last report. †Per year. ‡Custom mill.

TABLE No. 3—Continued.

No.	Factory	Postoffice	What Per Cent Employees Read and Write?		Is Labor Plentiful?	Wages						Improvement Shown in—	
			Adults	Children		Highest Paid Males	Highest Paid Females	Lowest Paid Males	Lowest Paid Females	When Paid	Increased or Decreased During Year?	Financial Condition	General? Pro-ficiency?
906	J. J. Mason's Lumber Plant.....	Dillsboro.....	75	yes.....	\$2.00	\$.....	\$1.50	\$.....	weekly.....	decreased.	yes.....	yes
907	Tuckaseige Ice Co.....	do.....	100	yes.....	3.00	1.50	weekly.....	same.....	yes.....	no
908	Champion Auto Co.....	Everette.....	100	yes.....	2.50	1.50	monthly.....	decreased.	no.....	no
909	I. Amons*.....	Speedwell.....	75	yes.....	2.50	1.50	monthly.....	increased.	same.....	no
910	Calhoun Brothers*.....	Sylva.....	95	yes.....	3.00	2.50	monthly.....	decreased.	no.....	no
911	E. B. Camp.....	Willets.....
912	J. Willis Creech.....	Benson.....	90	yes.....	6.50	1.50	bimonthly.....	same.....	no.....	yes
913	Star Mfg. Co.*.....	do.....	100	yes.....	2.00	2.00	on demand.....	neither.....	no.....	yes
914	Rose's Mill.....	Bentonville.....	yes
915	P. W. Barber.....	Clayton.....	75	fair.....	2.00	1.50	weekly.....	same.....	slight.....	some
916	John I. Barnes & Bro.....	do.....	yes.....	5.00	2.00	weekly.....	neither.....	no.....	no
917	Clayton Motor Co.*.....	do.....	yes.....	5.50	1.33 $\frac{1}{3}$	weekly.....	decreased.	no.....	yes
918	Horne-Morris Motor Co.....	do.....	100	yes.....	5.00	2.50	weekly.....	increased.	no.....	no
919	J. F. Price.....	do.....	yes.....	5.00	1.50	weekly.....	increased.	no.....	no
920	The Rand Milling Co.....	do.....	yes.....	3.00	weekly.....	same.....	no.....	no
921	J. A. Vinson's Estate.....	do.....	100	yes.....	3.00	2.00	weekly.....	increased.	no.....	good
922	King's Corn Mill.....	Four Oaks.....	yes.....	2.50	1.50	weekly.....	same.....	no.....	some
923	Sanders Handle Plant.....	do.....	100	yes.....	2.50	2.00	weekly.....	same.....	no.....	no
924	Boykin's Grist Mill.....	Kenly.....	fair.....	4.00	2.00	weekly.....	increased.	no.....	no
925	Pine Level Oil Mill Co.....	Pine Level.....	100	fair.....	3.00	2.25	weekly.....	increased.	no.....	no
926	Navassa Guano Co.....	Selma.....	fairly.....	3.00	2.00	weekly.....	increased.	no.....	no
927	Selma Brick Co.....	do.....	yes.....	4.00	2.00	weekly.....	neither.....	no.....	no
928	Selma Lumber Co.....	do.....	50	yes.....	4.00	2.00	weekly.....	stationary	no.....	no
929	Wood Grocery Co.*.....	do.....	yes.....	5.00	2.00	weekly.....	decreased.	no.....	no
930	Beatty & Lassiter Printing Co.....	Smithfield.....	100	yes.....	7.00	6.00	4.00	3.75	weekly.....	increased.	no.....	no
931	Creech Chemical Co.....	do.....	yes.....	5.00	5.00	weekly.....	neither.....	no.....	no
932	W. T. Holland's Garage.....	do.....	100	yes.....	5.00	5.00	weekly.....	neither.....	no.....	no
933	Hood Brothers*.....	do.....	100	yes.....	4.00	3.00	1.50	monthly.....	decreased.	no.....	same

TABLE No. 3—Continued.

No.	Factory	Postoffice	What Per Cent Employees Read and Write?		Is Labor Plentiful?	Wages						Improvement Shown in—	
			Adults	Children		Highest Paid Males	Highest Paid Females	Lowest Paid Males	Lowest Paid Females	When Paid	Increased or Decreased During Year?	Financial Condition	General Efficiency?
971	Mrs. H. H. Suttou	LaGrange			yes	\$2.00	\$	\$1.50		weekly	decreased	no	no
972	Wood Hardware Co.*	do			yes	7.00		2.00		weekly	same	no	no
973	Crouse Roller Mills	do	50		yes	3.00		3.00		weekly	increased	yes	yes
974	Banner Roller Mill*	Lincolnton	100		yes	5.00		2.00		weekly	same	slight	same
975	Eureka Iron Works, Inc.	do	100		yes	6.50		2.50		weekly	same	no	no
976	Johnston Ice and Fuel Co.	do	100		yes	5.00		2.00		weekly	both	yes	yes
977	Lincoln Marble Works	do	100		yes	5.00		2.50		weekly	same	yes	yes
978	Lincoln Milling Co.*	do	100		yes	4.34		2.63		weekly	same	no	no
979	Lincolnton Coca-Cola Bottling Co.	do	100		yes	2.00		1.50		weekly	same	no	no
980	J. F. Logan*	do	75		yes	2.00		2.00		monthly	increased	yes	yes
981	Howards Creek Mill Co.*	Reepsville	100		yes	2.00		2.00		weekly	same	no	no
982	J. M. Beam & Bro.	Vale	90		no	6.00		1.50		weekly	neither	no	no
983	Cascade Roller Mills	Vale, R. 1											
984	Frank A. Keefe	Ashford											
985	Beaman Lumber Co.	Marion	100		yes	5.00		2.00		weekly	neither	no	no
986	Builders Supply Co.	do			yes	2.50		2.00		weekly	same	no	no
987	McDowell Publishing Co.	do	100			6.00		2.75		weekly	same	no	no
988	Marion Leather Co.	do	100		yes	2.00		2.00		monthly	neither	no	no
989	Crooked Creek Lumber Co.	Old Fort	100		yes	2.50		2.25		monthly	decreased	same	no
990	Pritchard Sawmill	Old Fort, R. 1	100		yes	2.50		1.50		weekly	same	no	no
991	Coca-Cola Bottling Co.	Franklin	100		yes	2.50		2.00		weekly	same	no	no
992	S. J. Kinsland*	do											
993	Gahanan Lumber Co.*	Belva	90		yes					biweekly	decreased	yes	no
994	R. D. Roberts	Big Laurel			no	2.25		1.25		monthly	no	no	no
995	R. A. Edwards' Sawmill	Marshall			no	4.00		2.00		weekly	neither	no	no
996	Halewood Mill Co.	do			yes	2.00		2.00		weekly	same	yes	yes
997	G. C. Myers	Paint Rock	100		yes	5.00		2.00		monthly	same	no	no
998	Roberts & Ramsey	Revere			yes	4.50		1.75		biweekly	same	no	no

999	1000	1001	1002	1003	1004	1005	1006	1007	1008	1009	1010	1011	1012	1013	1014	1015	1016	1017	1018	1019	1020	1021	1022	1023	1024	1025	1026	1027	1028	1029	1030	1031	1032	1033	1034	1035		
Broad River Lumber Co.*	Stroud, Bailey & Barnhill	Croom Machine Shop	Rogerson Brothers	Blount Mfg. Co.	Hadley & Rogerson Mill	Nassef Mfg. Co.	A. M. E. Zion Publishing House	Barber Mfg. Co.	Barnhardt Mfg. Co.	Bassett Lumber Co.	Bierman Engraving Co.	Blue Ribbon Bakery	Carolina Baking Co.	Carolina Concrete Prod. and Const. Co.	Carolina Engraving Co.	Charlotte Granite Works	Chapins-Sacks Corp.	Charlotte Bagging Co.	Charlotte Bread Co.	Charlotte Casket Co.	Charlotte Clothing Mfg. Co.	Charlotte Coca-Cola Bottling Co.	Charlotte Cotton Compress Co.	Charlotte Duck Clothing Co.	Charlotte Electrical Repair Co.	The Charlotte Laundry	Charlotte Leather Belting Co.	Charlotte Mfg. Co.	Charlotte Marble and Granite Works	Charlotte Packing Co.	Charlotte Pepsi-Cola Bottling Co.	Charlotte Pipe and Foundry Co.	Charlotte Tent and Awning Co.	Charlotte Wagon and Auto Co.	The Cole Mfg. Co.	Dixie Spindle and Flyer Co.		
Stackhouse	Everette	Robersonville, R. 3	Robersonville	Williamston	do.	do.	Charlotte	do.	do.	do.	do.	do.	do.	do.	do.	do.	do.	do.	do.	do.	do.	do.	do.	do.	do.	do.	do.	do.	do.	do.	do.	do.	do.	do.	do.	do.	do.	do.
95	100	100	67		100	100	80	100	100	100	40	100	100	100	100	100	80	100	100	100	100	90	100	100	100	100	100	100	100	80	100	100	100	100	100	100		
yes	no	yes	yes	5.00	2.00	yes	yes	yes	yes	yes	no	yes	yes	no	no	yes	yes	no	yes	yes	yes	yes	yes	yes	yes	yes	yes	yes	yes	yes	yes	yes	yes	yes	yes	yes	yes	
4.00	4.00	4.00	5.00	5.00	2.00	7.00	4.50	5.00	3.00	3.00	10.00	7.00	11.64	4.50	12.80	8.00	8.00	6.00	8.00	7.50	7.00	10.00	3.75	4.00	10.00	8.33	6.00	8.33	8.25	6.50	6.00	4.00	7.50	4.95				
2.00	2.00	2.50	2.50	2.50	5.00	2.80	3.00	3.60	2.00	2.50	3.00	3.33	3.00	5.00	1.50	2.50	2.50	2.50	2.50	4.50	3.50	.60	3.00	2.00	3.65	2.00	5.00	1.50	2.00	1.75	2.00	3.50	2.50	2.25	2.25			
monthly	weekly	weekly	weekly	weekly	weekly	weekly	weekly	weekly	weekly	weekly	weekly	weekly	weekly	weekly	weekly	weekly	weekly	weekly	weekly	weekly	weekly	weekly	weekly	weekly	weekly	weekly	weekly	weekly	weekly	weekly	weekly	weekly	weekly	weekly	weekly	weekly	weekly	
decreased	same	same	same	increased	same	increased	increased	increased	increased	increased	same	increased	same	same	same	same	neither	same	neither	same	increased	neither	neither	increased	decreased	neither	increased	same	increased	increased	increased	increased	increased	increased	same	same		
no	yes	no	no	no	yes	yes	yes	yes	yes	yes	no	yes	yes	no	no	yes	yes	no	yes	yes	yes	yes	yes	yes	yes	yes	yes	yes	yes	yes	yes	yes	yes	yes	yes	yes	yes	

*Same as last report.

TABLE No. 3.—Continued.

No.	Factory	Postoffice	What Per Cent Employees Read and Write?		Is Labor Pledge-ful?	Wages						Improvement Shown in—	
			Adults	Children		Highest Paid Males	Highest Paid Females	Lowest Paid Males	Lowest Paid Females	When Paid	Increased or Decreased During Year?	Financial Condition	General Pro-gress?
1036	Dooley Printing Co.	Charlotte	100		yes	\$6.00	\$1.00	\$2.25	\$3.00		weekly	increased	yes
1037	Elba Mfg. Co.	do	90		no	3.25	2.00	2.00	2.00		weekly	decreased	no
1038	W. J. M. Finger	do	100		yes	4.33	2.25	2.25	2.25		weekly	same	yes
1039	Ben J. Fong	do	100		yes	1.50	1.00	1.50	1.50		weekly	decreased	yes
1040	Ford Motor Co.	do	98		yes	7.80	6.80	5.00	5.00		semi-monthly	neither	yes
1041	J. Hackett Foundry Co.	do	90		yes	7.50	2.40	2.40	2.40		weekly	same	no
1042	W. L. Hand Medicine Co.	do	100		yes	10.00	7.00	3.34	1.34		weekly	same	yes
1043	Hawley's Laboratories	do	100		yes	6.00	1.50	3.00	3.00		weekly	same	same
1044	Hornets' Nest Liniment Co.	do			yes	6.00	1.25	1.25	1.25		weekly	increased	yes
1045	The Hunneycutt Printing Co.	do			yes	6.00	6.00	2.75	2.75		semi-mo. and w.	same	yes
1046	Interstate Milling Co.	do	100		yes	6.00	2.50	2.00	1.50		weekly	increased	no
1047	LaBelle Candy Co.	do	100		yes	10.85	5.00	2.50	2.50		weekly	neither	yes
1048	Lance Packing Co.	do	80		yes	7.50	1.50	2.50	2.50		weekly	same	yes
1049	Laving's Mattress Factory	do	100		yes	10.80	2.25	2.25	2.25		weekly	increased	yes
1050	Lewis-Rueker Lumber Co.	do	99		yes	7.38	2.25	2.00	2.00		weekly	same	yes
1051	Liddell Company	do	100		yes	10.00	5.00	2.00	2.00		weekly	increased	yes
1052	J. N. McCausland & Co.	do	90		yes	5.00	5.00	2.00	2.00		weekly	same	yes
1053	McClure Rubber Co.	do	100		yes	5.00	1.00	1.00	1.00		weekly	increased	yes
1054	Mecklenburg Chero-Cola Bottling Co.	do	100		yes	5.00	1.50	2.00	2.00		weekly	same	yes
1055	Mecklenburg Dairy Co.	do	100		yes	2.50	1.50	2.00	1.50		weekly	neither	no
1056	G. L. Juper Miller	do	100		yes	10.00	4.50	2.00	1.00		weekly	same	no
1057	Model Steam Laundry Co.	do	95		yes	8.40	3.35	2.00	2.00		weekly	same	no
1058	Moffatt Machinery Mfg. Co.	do	100		no	3.50	3.00	1.50	3.00		weekly	increased	yes
1059	John J. Morton	do	70		yes	3.50	3.00	1.50	3.00		weekly	decreased	no
1060	North State Crossing Co.	North Charlotte	90		yes	3.50	3.50	1.66	1.66		weekly	decreased	no
1061	Nu-Grape Bottling Co.	Charlotte	100		yes	10.00	3.50	4.00	3.00		weekly	increased	yes
1062	Observer Printing House	do	100		yes	6.24	2.24	2.24	2.24		weekly	increased	yes
1063	Office Supplies and Equipment Co.	do	100		yes	6.24	2.24	2.24	2.24		weekly	increased	yes

1064	Park Mfg. Co.	do	100	yes	8.00	2.50	weekly	decreased	no	no
1065	Person Remedy Co.*	do	100	yes	8.00	2.50	weekly	decreased	no	no
1066	Piedmont Candy Kitchen	do	95	no	6.00	3.00	1.25 weekly	slight	no	slight
1067	Piedmont Canning Co.	do	90	yes	6.00	2.00	weekly	increased	no	no
1068	Piedmont Electro-Chemical Co.	do	100	yes	7.00	3.50	weekly	increased	no	no
1069	Piedmont Marble Co.	do	100	yes	13.50	2.50	weekly	decreased	yes	no
1070	Piedmont Printing Co.	do	100	yes	10.00	3.00	2.00 weekly	same	no	no
1071	Pound & Moore Co.	do	80	fair	3.00	.50	weekly	same	no	yes
1072	Queen City Brick Co.	do	100	yes	8.00	3.00	weekly	no	some	yes
1073	Queen City Granite and Marble Works	do	100	yes	10.00	2.00	2.00 weekly	increased	yes	yes
1074	Queen City Printing Co.	do	100	yes	10.83	4.16	3.50 weekly	same	no	no
1075	Sanitary Steam Laundry	do	75	yes	10.83	4.16	3.50 weekly	same	no	no
1076	Service Electric Co.*	do	100	yes	6.00	2.25	weekly	same	no	no
1077	Shaw Tire Co.*	do	80	yes	6.00	2.25	weekly	same	no	no
1078	South Atlantic Waste Co.	do	80	no	3.00	1.50	2.80 weekly	same	no	no
1079	Southernland-Helms Co.	do	100	no	12.50	1.00	weekly	same	no	no
1080	Southern Asbestos Mfg. Co.	do	90	yes	10.00	4.18	2.25 weekly	neither	yes	yes
1081	Southern Auto and Wagon Co.	do	100	yes	8.50	2.25	weekly	increased	yes	yes
1082	Southern Awning and Decorating Co.	do	100	no	6.00	4.00	2.00 weekly	increased	no	same
1083	The Southern Cotton Oil Co.	do	90	yes	6.00	2.00	weekly	same	no	same
1084	Southern Engraving Co.	do	85	yes	6.30	2.43	weekly	increased	yes	yes
1085	Southern Ice Machine Co.	do	100	yes	6.30	3.60	weekly	same	no	no
1086	Southern Printing Co.	do	100	yes	6.00	1.25	6.00 weekly	same	yes	no
1087	Southern Spindle and Flyer Co.	do	98	yes	5.45	2.00	weekly	increased	yes	yes
1088	Standard Ice and Fuel Co.	do	75	yes	5.50	2.00	weekly	increased	yes	yes
1089	The Stopzit Co.	do	85	yes	4.00	1.50	2.00 weekly	neither	no	no
1090	Swift & Co. Refinery	do	100	yes	6.00	1.00	weekly	increased	yes	yes
1091	C. Valter Bottling Works	do	100	fairly	2.65	2.50	weekly	increased	no	no
1092	Virginia-Carolina Chemical Co.	do	100	yes	7.20	2.25	weekly	increased	yes	yes
1093	H. M. Wade Mfg. Co.	do	100	yes	7.91	3.00	3.00 weekly	same	yes	yes
1094	Washburn Printing Co.	do	95	yes	12.50	4.50	2.00 weekly	same	yes	yes
1095	J. H. Wearn & Co.	do	100	yes	15.00	6.00	2.50 weekly	increased	yes	yes
1096	Webb Sausage Mill	do	100	yes	7.85	2.75	6.00 weekly	increased	yes	yes
1097	Wentz Sign Co.	do	75	yes	6.00	2.00	6.00 weekly	same	no	no
1098	Western Newspaper Union	do	100	no	15.00	6.00	2.50 weekly	increased	yes	yes
1099	Woodside Motor Co.	do	100	yes	7.85	2.75	6.00 weekly	increased	yes	yes
1100	Yarborough & Bellinger	do	75	yes	6.00	2.00	6.00 weekly	same	no	no

*Same as last report. Including Raeford branch.

TABLE No. 3—Continued.

No.	Factory	Postoffice	What Per Cent Employees Read and Write?		Is Labor Pliant?	Wages						Improvement Shown in—	
			Adults	Children		Highest Paid Males	Highest Paid Females	Lowest Paid Males	Lowest Paid Females	When Paid	Increased or Decreased During Year?	Financial Condition	General Prosperity?
1101	J. Zagora Mfg. Co.	Charlotte	100		yes	\$5.00	\$3.00	\$3.00		weekly	increased	no	yes
1102	Zindel's Hygienic Bakery	do	100		yes	7.00	3.00	2.00		weekly	same	no	no
1103	Southern Cotton Oil Co.	Davidson	90		fair					weekly	same	no	no
1104	Bakersville Roller Mills	Bakersville			yes						same	yes	no
1105	J. W. T. Quinn*	do			yes	2.00	1.50	1.50			decreased	yes	no
1106	C. C. Woody*	Estatoe			no	2.25	2.00	2.00		monthly	increased	same	no
1107	J. S. Burlison	Hawk			no	2.00	1.50	1.50		monthly	decreased	no	yes
1108	New Era Mica Co.	Penland	100		yes	3.50	1.50	2.50	1.00	semimonthly	increased	no	no
1109	English Mica Co.	Spruce Pine	50		yes	5.00	2.75	2.00		weekly	same	no	no
1110	Jordan Mfg. Co.	Toecane	100		yes	5.00	3.00	2.00	1.50	weekly	same	slight	no
1111	Toecane Milling Co.	do	100		yes	6.00	2.00	2.00		monthly	neither	no	slight
1112	Biscoe Foundry and Machine Co.	Biscoe	100		fair	4.50	2.00	2.00		weekly	same	no	yes
1113	Coca-Cola Bottling Co.	do	100		yes	3.00	2.00	2.00		semimonthly	decreased	no	yes
1114	Richard Russell	Blaine			no	4.00	2.50	2.50		semimonthly	decreased	no	no
1115	D. M. Lewis*	Candor			yes	2.00	1.25			monthly	decreased	no	no
1116	Ether Roller Mills	Ether	100		yes	1.50				monthly	decreased	no	no
1117	Gaston Eagles*	do											
1118	N. L. Byrd*	Mount Gilead			yes	3.00	.75			monthly	decreased	no	no
1119	G. R. Poe*	do			fair	4.00	1.50			semimonthly	increased	some	no
1120	Mount Gilead Cotton Oil Co.	do	90		yes	2.50				monthly	same	no	no
1121	Mount Gilead Roller Mill	do	100		no	2.50				semimonthly	decreased	no	no
1122	Smith's Sawmill	do	100		no	2.50				semimonthly	decreased	no	no
1123	N. G. Arrey*	Richfield			yes	2.25	2.00			triweekly	neither	no	some
1124	Joe Davis	Star			yes	5.00	2.25			weekly	increased	some	no
1125	T. L. Mancuss	do	100		yes	3.00				weekly	increased	no	no
1126	B. S. Howell*	Troy			yes	4.25	4.00	1.00		weekly	increased	no	no
1127	The Montgomerian	do			no	4.00	2.00			weekly	same	no	no
1128	I. F. Russell	do	90		no	4.00	2.00			weekly	same	no	no

TABLE No. 3—Continued.

No.	Factory	Postoffice	What Per Cent Employees Read and Write?		Is Labor Plentiful?	Wages						Improvement Shown in—	
			Adults	Children		Highest Paid Males	Highest Paid Females	Lowest Paid Males	Lowest Paid Females	When Paid	Increased or Decreased During Year?	Financial Condition	General Prosperity?
1166	Montgomery Lumber Co.	Spring Hope.	50		yes.	\$8.00	\$	\$2.00	\$	weekly.	neither.	no.	no
1167	Pace & Strickland.	do.	100		no.	2.25		2.00		weekly.	same.	no.	no.
1168	M. H. Privett.	do.	75		no.	5.00		2.00		weekly.	same.	no.	no.
1169	Stevens & Co.*	Castle Hayne.			yes.	5.00	1.00	1.00	1.00	semi-monthly.	decreased.	yes.	yes
1170	Ashtodyne Chemical Co.	Wilmington.	100		fair.	3.33	1.34	3.33	1.00	weekly.	same.	no.	no
1171	Atlantic Paint and Varnish Works.	do.	100		yes.	3.00		3.00		weekly.	same.	no.	no
1172	Boney & Harper Milling Co.	do.	100		no.	3.30		3.00		weekly.	increased.	no.	yes
1173	C. S. Burnett's Tire Station*	do.	100		yes.	6.00		2.00		weekly.	same.	yes.	no
1174	The Carolina Cut Stone Co.	do.	100		yes.	8.00		3.25		weekly.	same.	yes.	no
1175	Carolina Printing and Stamp Co.	do.	100	100	yes.	7.50	6.00	2.00	1.75	weekly.	neither.	no.	yes
1176	Cement Products Co.	do.	90		yes.	2.50		2.00		weekly.	increased.	no.	no
1177	City Laundry Co.	do.	100		yes.	11.25	2.70	2.00	.83	weekly.	same.	no.	no
1178	Commercial Printing Co.	do.											
1179	Dickinson Dye Works.	do.	100	100	yes.	4.25		2.00		weekly.	neither.	yes.	no
1180	Electric Bottling Co.	do.	100		yes.	5.00		1.50		weekly.	same.	yes.	no
1181	Eureka Dye Works.	do.	100		yes.	9.00	3.33	3.00	1.50	weekly.	increased.	yes.	no
1182	Feriside Factory (Pearsall & Co.)	do.			no.	4.00		4.00		weekly.	increased.	no.	no
1183	E. W. Godwin & Sons.	do.	100		yes.	4.50		2.00		weekly.	increased.	no.	slight
1184	Harris Printing and Advertising Co.	do.	100		yes.	8.00	4.50	.75	.75	weekly.	increased.	no.	yes
1185	Hilton Fertilizer Factory.	do.				3.40		2.98		weekly.			
1186	Independent Ice Co.	do.	90		fair.	10.00	4.00	2.50		week, mo., semi-mo.			
1187	Jackson & Bell Co.	do.	100		yes.	7.50	2.50	3.00	2.25	weekly.	same.	yes.	yes
1188	N. B. Josey Guano Co.	do.			yes.	4.00		2.50		weekly.	decreased.	yes.	no
1189	W. W. Koehl.	do.	50		yes.	3.50		1.50		weekly.	same.	no.	no
1190	Lingo Metal Works.	do.	100		yes.	4.00		2.75		weekly.	same.	no.	yes
1191	E. L. Mathews*.	do.	100		yes.	6.00	2.25	2.00	1.10	weekly.	neither.	no.	no
1192	Meir & O'Neal.	do.	100		yes.	7.00		3.00		weekly.	same.	yes.	good

1193	Navassa Guano Co.....	do.....	4.00	3.00	weekly	increased	no.....	no
1194	New Way Mattress Co.....	do.....			weekly	decreased	no.....	no
1195	Prest-O-Lite Service Station.....	do.....						
1196	Royal Bakery.....	do.....	6.50	2.00	1.50 weekly	increased	yes	no
1197	Saturday Record.....	do.....	8.00	8.00	weekly		no	no
1198	Southern Box and Lumber Co.....	do.....	6.00	2.00	weekly	same	no	fair
1199	Spirittine Chemical Co.....	do.....	6.00	2.25	weekly	same	slight	slight
1200	Standard Cement Construction Co.....	do.....	2.75	2.00	weekly	same	no	same
1201	Tidewater Power Co.....	do.....	14.00	4.50	2.00 wk., semimo.		no	no
1202	The Union Labor Record.....	do.....	8.00	1.00	weekly		slight	yes
1203	Virginia-Carolina Chemical Co. (Al- mont Factory).....	do.....	4.00	3.00	weekly	increased	no	no
1204	Willard Bag and Mfg. Co.....	do.....	3.50	1.25	.75 weekly	neither	no	no
1205	Wilmington Coca-Cola Bottling Co.....	do.....	5.00	1.50	weekly	same	no	no
1206	Wilmington Iron Works*.....	do.....	6.00	1.60	weekly	decreased	slight	
1207	Wilmington Printing Co.†.....	do.....						
1208	Elliott's Sawmill.....	Rich Square	2.50	2.00	weekly	same	no	no
1209	Hamill & Shaw Mill.....	Stanceil	4.00	1.50	weekly	neither	no	no
1210	John H. Lassiter.....	Woodland	1.50	1.25	weekly			
1211	Jacksonville Lumber Co.....	Jacksonville	8.00	2.00	weekly	same	same	same
1212	Mrs. N. J. Rhodes.....	do.....						
1213	Sabiston Brothers.....	do.....	3.50	2.50	weekly			
1214	E. H. Waters.....	do.....						
1215	Grimsley & Bullock.....	Kellum	3.00	2.00	weekly	same	no	yes
1216	L. A. Riggs.....	Maysville	2.50	2.00	weekly	neither	no	
1217	Brock's Saw and Grist Mill.....	Riehlands	2.00	1.00	daily	same	no	
1218	Orin & C. E. Weeks.....	Swansboro	5.00	2.00	weekly	neither	no	
1219	Strowd Motor Co.....	Chapel Hill						
1220	Effland Milling Co.*.....	Effland	5.00	1.50	weekly	same	no	yes
1221	Bivins Tobacco Basket Factory.....	Hillsboro	6.00	2.25	week. and mo.	same	no	yes
1222	Hillsboro Coca-Cola Bottling Co.....	do.....	4.00	2.00	monthly	same	no	no
1223	Hillsboro Ice Co.*.....	do.....	5.00	2.30	monthly	same	no	no
1224	Walker Brothers Milling Co.....	do.....	3.50	2.00	weekly	neither	no	
1225	Eric Lee.....	Arapahoe	3.50	2.00	weekly	decreased	yes	
1226	Grantsboro Milling Co.....	Grantsboro	3.50	2.00	weekly	same	yes	
1227	The McCabe-Dodd Co.....	Oriental	5.00	1.00	weekly	same	yes	
1228	Oriental Concrete Works.....	do.....	2.50	2.00	weekly	same	same	same

*Same as last report. †In process of incorporation.

TABLE No. 3—Continued.

No.	Factory	Postoffice	What Per Cent Employees Read and Write?		Is Labor Plentiful?	Wages						Improvement Shown in—	
			Adults	Children		Highest Paid Males	Highest Paid Females	Lowest Paid Males	Lowest Paid Females	When Paid	Increased or Decreased During Year?	Financial Condition	Wage Earners?
1229	Phelps Lumber Co.	Oriental	95		yes	\$3.50	\$	\$1.50		weekly	increased	yes	no
1230	F. H. Reel & Co.	Reelsboro	100		no	3.00		1.00		weekly	increased	yes	no
1231	Albemarle Laundry	Elizabeth City	100		yes	5.00		1.35		weekly	increased	yes	no
1232	J. R. Bowden & Co.	do	100		yes	5.00		2.50		weekly	same	no	no
1233	Cartwright Bakery	do			yes	2.00				weekly	increased	no	no
1234	Chesson Mfg. Co.	do	50		yes	6.00		2.00		weekly	increased	yes	no
1235	T. A. Commander*	do	95		yes	6.00		1.25		weekly	increased	yes	no
1236	Elizabeth City Buggy Co.	do	100		no	6.00		2.00		weekly	increased	no	no
1237	Elizabeth City Iron Wks. and Supply Co.	do	100		yes	6.75	3.33	1.80	2.50	weekly	neither	no	little
1238	Foreman-Blades Lumber Co.	do			no	3.00		2.00		weekly	increased	little	no
1239	Foreman-Derrickson Veneer Co.	do	80			5.00	1.25	1.75	1.10		increased	little	yes
1240	T. B. Hayman Shipbuilding Co.	do			yes	2.50		1.50		weekly	neither	no	yes
1241	G. F. Horner	do	100		yes	5.50		2.00		weekly	increased	no	no
1242	Kramer Brothers Co.	do	95		yes	5.50		2.00		weekly	same	yes	yes
1243	Munden & Alexander	do	100		yes	1.50		1.40		weekly	same	no	no
1244	W. O. Saunders, Publisher	do	100		fairly	7.50	2.00	1.25		weekly	same	no	no
1245	W. H. Weatherly & Co.	do	100		yes	6.66	2.00	2.00	1.00	weekly	same	no	no
1246	Wright's Purity Ice Co.	do	90		yes	3.00				weekly	same	no	no
1247	Zimmerman & Co.	do	100		yes	3.33		2.50		weekly	same	slight	fair
1248	Weeksville Ginning Co.	Weeksville	90		no	5.00		1.00		weekly	increased	some	no
1249	Alf. Woodard Lumber Co.*	Atkinson			fair	3.00		1.00		seminonthly	increased	slight	no
1250	Garysburg Mfg. Co.	Burgaw	50		fair	3.75	1.00	1.00		weekly	increased	yes	slight
1251	O. L. Thompson*	do			no	3.50		1.25		weekly	same	yes	no
1252	Hertford Herald	Hertford	90		yes	4.00		1.50		weekly	increased	yes	no
1253	Major & Loomis Co.	do			yes	7.50		2.25		weekly	increased	yes	no
1254	W. S. Morris & Bro.*	Woodville											
1255	Roller Mills	Hurdle Mills											
1256	J. F. Harris Mill	Moriah				2.00		2.00			same	no	no

1257	City Ice Co.	Roxboro	80	yes	4.00	1.50	monthly	increased	yes	yes
1258	W. J. Huff*	do.	100		3.00	2.00	weekly	same	no	no
1259	Roxboro Bottling Works	do.	100	yes	4.00	2.00	biweekly	same	no	no
1260	J. T. Cloman*	Timberlake	100	no	3.00	2.00	weekly	same	no	no
1261	George H. Hauser	do.	80	yes	4.50	1.00	weekly	same	no	no
1262	Mayo Saw and Planing Mill	Woodsdale	100	no	6.00	1.50	weekly	increased	no	no
1263	Ayden Free Will Baptist Printing Co.	Ayden	100	yes	6.00	3.33 $\frac{1}{3}$	weekly	no	no	no
1264	Sure Shot Remedy Co.	do.		yes	3.00	2.00	daily	same	yes	yes
1265	Tripp Brothers Garage	do.								
1266	Worthington Brothers	do.								
1267	W. J. Gardner & Son	Bethel		yes	3.00		weekly	neither	no	no
1268	J. A. Matthews	Bellairhur								
1269	Galloway & Edwards Mill	Chicod	100	no	2.50	2.00		same	no	no
1270	Smith's Lumber Co.*	do.		no	3.00	1.50	weekly	neither	no	no
1271	Farmville Oil and Fertilizer Co.	Farmville		yes	8.00	2.50	weekly		yes	yes
1272	W. R. Laster	do.								
1273	Coca-Cola Bottling Works	Greenville	90	yes	6.00	1.50	weekly	same	yes	yes
1274	J. M. Cox*	do.			2.50	1.50	daily	decreased	no	yes
1275	Dail Brick Works	do.	50	yes	3.50	2.00	weekly		yes	none
1276	Dees Monument Works	do.								
1277	Export Leaf Tobacco Co.	do.	75	fair	3.00	2.25	weekly	same	no	no
1278	E. B. Ficklen Tobacco Co., Inc.	do.		no	3.00	1.75	weekly	same	no	no
1279	John Flanagan Buggy Co.	do.	100	yes	5.00	2.50	weekly	same	little	little
1280	Garris-Evans Lumber Co.	do.	100	no	6.00	2.00	weekly	neither	no	no
1281	Greenville Ice and Coal Co.	do.		no	5.00	2.50	weekly	increased	no	no
1282	Orange-Crush Bottling Co.	do.	100	yes	6.00	3.00	weekly		no	no
1283	D. D. Overton*	do.	50	fair	5.00	2.25	weekly	same	no	no
1284	Peoples Bakery	do.	100	yes	6.00	1.50	weekly	neither	no	yes
1285	Virginia-Carolina Chemical Co.	do.		fairly	2.75	2.50	weekly	increased	no	no
1286	H. R. Wehington	Gritton	100	yes	2.50		daily	same	no	no
1287	G. C. Garris*	Littlefield			2.00	1.25				
1288	Joshua Crandal	Pactolus			2.50					
1289	G. W. Waters*	do.		no	2.50					
1290	L. R. Whichard	Whicard			7.00	3.00	weekly	increased		
1291	Polk County News	Tryon			4.40	2.47	weekly	same	yes	yes
1292	Southern Mercizing Co.	do.	75	100	yes	4.40	2.47	weekly	yes	yes
1293	Searcy & Parker	Uree	75	no	3.00	2.00	biweekly	same	no	no

*Same as last report.

1322	Coca-Cola Bottling Co.	Randleman	100	yes	3.33	1.00	weekly	same	no
1323	Frank Aumon.	Seagrove	60	yes	2.75	2.00	biweekly	same	no
1324	M. Fearlow's Mill	do	100	no	3.00	1.75	biweekly	increased	no
1325	Seagrove Roller Mills	do		yes	2.50		monthly	same	no
1326	York Milling Co.*	Sophia							
1327	W. M. Wright's Sawmill*	Stanley	80	yes	2.50	1.25			
1328	James Davis	Streeby		no	2.50	2.00	weekly	same	no
1329	Uwharrie Roller Mills	Thomasville	100	yes	2.00		weekly	same	no
1330	H. A. Pierce	Trinity	50	yes	2.75	2.50	weekly	increased	same
1331	Adams & Graham	Hamlet	100	yes	8.00	3.46	weekly	neither	some
1332	W. R. Bousal Compress Co.	do	98	yes	10.00	2.00	semimonthly	neither	some
1333	Buttercup Ice-Cream Co.	do	95	yes	4.50	2.50	weekly	increased	yes
1334	Carolina Construction Co., Inc	do	80	yes	12.50	2.50	weekly	same	no
1335	Crown Carbonating Co.	do	100	yes	4.00	2.00	weekly	same	yes
1336	Hamlet Chero-Cola Bottling Co.	do	100	yes	4.00	2.00	weekly	increased	slight
1337	Hamlet Ice Co.	do	75	fair	7.50	.75	weekly	same	no
1338	Hamlet Mfg. Co.	do	100	no	8.00	2.00	weekly	increased	yes
1339	J. A. Allred Mill*	Norman	50	no	3.00	1.00	biweekly	decreased	no
1340	W. J. Cranford*	do		yes	6.00	1.75	semimonthly	same	no
1341	G. W. Coggins	Rockingham	50	yes	5.00	2.00	semimonthly	increased	no
1342	Cox & Cox	do	100	yes	4.00	1.75	weekly	same	same
1343	Dockery Mercantile and Mfg. Co.	do	75	yes	3.50	1.50	weekly	same	no
1344	Post-Dispatch	do		yes	5.00	2.25	weekly	same	yes
1345	Whistle Bottling Works	do	100	yes	3.50	1.50	weekly	same	no
1346	Beaufort County Lumber Co.	Fairmont	60	no	5.00	1.25	weekly	neither	no
1347	N. S. Toler*	Lumber Bridge	yes	yes	3.50	1.25	biweekly	same	no
1348	W. R. Atkinson	Lumberton	100	yes	2.50		weekly	increased	no
1349	Chero-Cola Bottling Co.	do	100	yes	7.00	1.50	weekly	same	no
1350	Coca-Cola Bottling Co.	do	75	yes	7.00	1.50	weekly	increased	some
1351	Freeman Printing Co.	do	100	yes	7.00	1.00	weekly	same	yes
1352	M. A. Geddies Mill*	do	75	yes	2.00	1.25	weekly	decreased	yes
1353	Lime-Cola Bottling Co.	do	100	yes	3.00	2.10	weekly		
1354	Pepsi-Cola Bottling Co.	do	100	yes	3.00	2.00	weekly	same	
1355	The Robesonian	do		yes	6.66	3.33	weekly	increased	
1356	Robeson Mfg. Co.	do	100	yes	3.50	1.50	weekly	increased	no
1357	Barber-Pasehal Lumber Co.	Maxton	90	yes	2.50	1.00	weekly	increased	no
1358	Maxton Ice Co.	do		yes	5.00	2.00	weekly	none	yes

*Same as last report.

TABLE No. 3—Continued.

No.	Factory	Postoffice	What Per Cent Employees Read and Write?		Is Labor Plentiful?	Wages						Improvement Shown in—	
			Adults	Children		Highest Paid Males	Highest Paid Females	Lowest Paid Males	Lowest Paid Females	When Paid	Increased or Decreased During Year?	Financial Condition Wages?	General Earnings?
1359	Maxton Mfg. Co.	Maxton	100		yes	\$3.00	\$	\$2.25		weekly	increased	no	slight
1360	Parkton Mattress Co.	Parkton	60		no	3.00	1.50	1.25	1.00	weekly	decreased	no	
1361	Rowland Oil Co.	Rowland	100		yes	3.00	7.00	2.50		weekly	same	no	yes
1362	Coca-Cola Bottling Co.	Leaksville			yes	4.50		2.50		weekly	decreased	no	same
1363	Gazette Printing Co.	do			yes	6.00		6.00		weekly	same	no	no
1364	J. M. Hopper Construction Co.	do			yes	3.00	3.00	2.50	1.50	semimonthly	increased	yes	no
1365	Leaksville Motor Co.	do			fair	3.00	3.00	2.50		weekly		yes	yes
1366	Smith Ice-Cream Co.	Madison	100		yes	5.00	1.00	2.50		weekly	yes	no	no
1367	Gem-Dandy Garter Co.	do	100		yes	4.20	2.50			weekly	same	no	no
1368	Pepsi-Cola Bottling Works	do	100		yes	4.00	4.00	1.35		weekly	same	no	no
1369	Rockingham Auto Co.	do	100		yes	2.25	2.00	1.63	1.55	weekly	increased	yes	yes
1370	Coca-Cola Bottling Co.	Mayodan	100		yes	6.00	6.00	2.50		weekly	same	slight	same
1371	F. C. Maxwell	Randolph	100		yes	5.00	5.00	2.50		week and mo.	normal		
1372	W. H. Bolyx Harness Shop	Reidsville	100		yes	4.00	4.00	1.35		weekly	same	no	no
1373	Coca-Cola Bottling Works	do	100		yes	6.00	4.16	3.00	4.16	weekly	increased	yes	yes
1374	Knight Motor Co.	do	75		yes	2.25	2.00	1.63	1.55	weekly	same	slight	same
1375	The Nu-Shine Co.	do	90		yes	6.00	6.00	2.50		weekly	same	slight	same
1376	Reidsville Concrete Construction Co.	do	100		yes	5.00	5.00	2.50		week and mo.	normal		
1377	Reidsville Motor Co.	do	100		yes	5.00	5.00	2.50		week and mo.	normal		
1378	Ruffin Roller Mills	Ruffin											
1379	Stacey Crushing Plant	Stacey											
1380	W. I. Stanford	Stoneville											
1381	China Grove Roller Mills	China Grove	100		yes	7.50	3.00	3.00		week and mo.		yes	yes
1382	Beck & Everhart	Cleveland	80		yes	4.00	2.00	2.00		semimonthly	same	no	no
1383	Cleveland Mfg. Co.	do	100		yes	2.00	1.50	1.50		weekly	same	no	no
1384	Moore & McLaughlin	do	100		yes	4.00	3.00	3.00		weekly	same	yes	no
1385	L. A. Corriher	Landis	100		yes	3.66	2.00	2.00		weekly	same	yes	yes
1386	Landis Milling Co.	do	100		yes	3.66	2.00	2.00		weekly	same	no	yes

1387	Mount Ulla Flour Mills*	Mount Ulla	100	yes	5.00	2.85	2.50	monthly	same	no	yes
1388	Rockwell Furniture Co.	Rockwell	100	yes	5.00	2.85	2.50	seminomthly	same	slight	some
1389	J. H. Sides	do		yes	3.50	2.00	2.60	weekly	same	yes	
1390	Arce Brick and Lumber Co., Inc.	Salisbury	75	yes	6.78	4.15		weekly	same	no	slight
1391	Carolina Beverage Corp.	do	100	yes	8.30			week. and mo.	increased	yes	
1392	Carolina Metal Culvert Co., Inc.	do	100	yes	5.00	2.00	4.00	weekly	neither	no	yes
1393	Chapin-Sacks Corp.*	do	100	yes	5.00	4.00	1.14	weekly	same	no	yes
1394	Cobb-Mack Candy Co.	do	100	yes	4.00	3.00	1.50	weekly	decreased	no	yes
1395	Goodman Lumber Co.	do	100	yes	7.00	3.00	2.75	seminomthly	same	yes	yes
1396	The Graf-Davis-Collett Co.	do	100	yes	5.50	3.00	3.00	weekly	neither	yes	yes
1397	Haden's Tire Service*	do		fairly	4.50	4.50		weekly	same	slight	yes
1398	Harris Granite Quarries Co.	do		yes	10.00	2.25		biweekly	same	yes	yes
1399	Holshouser Brothers	do		yes	5.00	2.50		weekly	same	slight	yes
1400	G. W. Isenhour*	do	100	yes	6.00	2.15		weekly	same	yes	yes
1401	Ludwick Milling Co.	do	95	yes	6.50	3.00	2.50	seminomthly	decreased	no	good
1402	Meecklenburg Chero-Cola Bottling Co.†	do						weekly			
1403	A. M. Miller*	do		very	5.00	2.00	2.00	weekly	increased	slight	slight
1404	Mint-Cola Bottling Co.	do	100	yes	7.50	1.50	1.50	weekly	same		
1405	New System Bakery*	do						weekly	decreased		
1406	Olympia Candy Co.*	do						weekly	same		
1407	Paul Rubber Co.	do		yes	6.50	3.00	3.00	weekly	same	no	yes
1408	Peeler's Printery	do	100	yes	2.00	2.00		daily	same	no	no
1409	Rock Roller Mill†	do	100	yes	2.00	2.00		weekly	same	same	same
1410	Salisbury Bakery	do	100	yes	8.00	3.00		weekly	same	no	yes
1411	Salisbury Granite Corp.	do	80	yes	7.50	3.00	1.25	weekly	same	no	yes
1412	Salisbury Laundry	do	60	100	3.33	2.50	2.50	weekly	same	no	yes
1413	Taylor Mattress Co.	do	100	fairly	3.00	2.75		weekly	increased	no	no
1414	Virginia-Carolina Chemical Co.	do		no	6.00	2.00		weekly	same	no	no
1415	The R. W. Walker Lumber Co.	do		yes	3.50	1.25		weekly	same	slight	no
1416	The Watchman Printing Office	do	100	yes	7.20	2.00	2.00	seminomthly	same	yes	yes
1417	Southern Railway Shops	Spencer	90	yes	4.50	1.00		weekly	increased	yes	yes
1418	Spencer Orange-Crush Bottling Co.	do	100	yes	5.00	2.25		weekly	same	slight	yes
1419	Coca-Cola Bottling Co.	Forest City	100	yes	8.00	2.25		weekly	increased	no	no
1420	Warlick Lumber Co.	Gilkey	90	yes	5.00	1.50		weekly	same	no	no
1421	Citizens Mfg. Co.	Ruth		yes	6.00	1.50		weekly	same	no	yes
1422	Frog Level Gin Co.	Rutherfordton	100	yes	3.00	1.50		weekly	same	yes	yes
1423	Southern Veneer Co.	do	80	yes	4.00	1.50		biweekly	increased		

*Same as last report. †Branch of Charlotte. ‡Custom grinding.

TABLE No. 3—Continued.

No.	Factory	Postoffice	What Per Cent Employees Read and Write?		Is Labor Pleading?	Wages						Increased or Decreased During Year?	Improvement Shown in—	
			Adults	Children		Highest Paid Males	Highest Paid Females	Lowest Paid Males	Lowest Paid Females	When Paid	Financial Condition		General	Agency?
1424	Yelton Milling Co.	Rutherfordon.	100		yes.	\$4.00	\$	\$2.50			weekly	increased.	yes.	yes
1425	Champion Lumber Co.	Spindale.	100		yes.	3.00	.75	2.00			weekly	decreased.	no.	no
1426	The Elmore Co.	do.	95			3.50	3.66	1.50	1.50					
1427	J. P. Guffey Milling Co.	Union Mills			no.	2.00		1.50			semimonthly.	same.	yes.	
1428	L. J. Faircloth & Sons.	Autryville.	75		yes.	6.00	6.00	1.50	1.50		weekly	increased.	yes.	
1429	Clinton Mfg. Co.	Clinton.	75		yes.	6.00	6.00	1.50	1.50		weekly	increased.	yes.	
1430	Stampson Power Co.	do.	100		no.	1.50	1.50	1.50	1.50		weekly	neither.	yes.	
1431	Mrs. J. T. Williams*	Cooper.	100		no.	4.00	4.00	1.25	1.25		semimonthly.	increased.	no.	no
1432	J. D. Johnston*	Garland.	90		no.	4.00	4.00	1.25	1.25		semimonthly.	increased.	yes.	no
1433	White Lake Lumber Co.	do.			yes.	11.00	11.00	1.50	1.50		semimonthly.	increased.	yes.	no
1434	C. M. Ezzell*	Hayne.	90			1.50	.75				semimonthly.	increased.	yes.	no
1435	C. A. Brown & Son.	Ivanhoe.	90		yes.	5.00	5.00	1.25	1.25		semimonthly.	same.	no	no
1436	Triplett's Mill	Kerr.	100		yes.	3.50	3.50	2.00	2.00		weekly	increased.	no.	no
1437	J. R. House*	Newton Grove.			yes.	1.50	.75				weekly	same.	no.	
1438	Leon Warren.	do.												
1439	Troy I. Herring Co.	Rosboro.	85		yes.	7.00	2.00	2.00	2.00		biweekly	increased.	yes.	no
1440	McLennore & Autry	do.	100		no.	1.75	1.75	1.75	1.75		biweekly	decreased.	no.	no
1441	Thos. E. Owens Lumber Co.*	do.	95		fair.	7.00	7.00	1.25	1.25		weekly	increased.	slight.	no
1442	Rosboro Milling Co.	do.	90	100		10.00	10.00	1.00	1.00		semimonthly.	same.	no.	no
1443	Canady's Mill*	Salemburg.												
1444	Farmers Gin Co.*	do.	90		yes.	4.00	1.50	1.50	1.50		weekly	same.	yes.	
1445	P. B. Laekerman*	do.			no.	2.50	2.50	1.50	1.50		weekly	same.	same.	
1446	C. S. Royal	do.				5.00	5.00	2.00	2.00		weekly	same.	same.	
1447	C. J. Carroll.	Turkey.	100			4.00	4.00	2.00	2.00		weekly	same.	same.	
1448	O. L. Matthews.	do.												
1449	Pate's Mill*	Gibson.	100		yes.							same.	no.	no
1450	The Southern Cotton Oil Co.	do.	80		yes.	2.00	2.00	1.25	1.25		weekly	same.	no.	no
1451	Hasty Gin Co.	Hasty.	50		no.	3.00	3.00	1.00	1.00		weekly	same.	no.	no

1452	John Blue.....	Laurinburg.....	100	no.....	6.00	1.50	weekly.....	increased..	no.....	no
1453	Elman Gin and Fertilizer Co.	do.....	95	no.....	4.00	1.75	weekly.....	same.....	no.....	little
1454	Laurinburg Machine Co.....	do.....	100	yes.....	5.00	3.25	weekly.....	no.....	yes.....	yes
1455	Purity Steam Bakery*	do.....	100	yes.....	4.25	2.00	weekly.....	same.....	same.....	same
1456	Albemarle Cabinet Co.*	Albemarle.....	100	yes.....	5.00	3.00	monthly.....	decreased	no.....	no
1457	Albemarle Coal and Ice Co.....	do.....	73	yes.....	7.00	2.50	weekly.....	neither....	no.....	yes
1458	Albemarle Mantel Co.....	do.....	95	yes.....	6.10	2.50	weekly.....	same.....	some.....	same
1459	Albemarle Milling Co.....	do.....	100	yes.....	6.00	2.50	weekly.....	neither....	yes.....	yes
1460	D. B. Harwood & Sons.....	do.....	100	yes.....	3.00	2.00	weekly.....	neither....	yes.....	yes
1461	Hatty's Concrete Works.....	do.....	100	yes.....	4.00	2.00	weekly.....	neither....	yes.....	fair
1462	E. C. Miller's Foundry and Mach. Shop	do.....	100	yes.....	4.50	2.25	weekly.....	normal....	no.....	no
1463	E. E. Scruggs.....	do.....	100	yes.....	3.75	1.75	biweekly..	normal....	yes.....	little
1464	Silbey Mfg. Co.....	do.....	98	yes.....	4.00	1.50	semimonthly..	same.....	no.....	no
1465	Stanly Bottling Works*	do.....	100	no.....	2.00	1.50	monthly.....	neither....	yes.....	yes
1466	T. W. Stall.....	do.....	100	no.....	5.00	2.50	weekly.....	same.....	yes.....	good
1467	Badin Bakery.....	Badin.....	100	yes.....	4.00	2.00	weekly.....	same.....	no.....	no
1468	Yadkin Brick Yards.....	New London..	100	yes.....	4.00	2.00	monthly.....	no.....	no.....	no
1469	Norwood Lumber Co.....	Norwood.....	100	yes.....	6.00	4.00	weekly.....	same.....	no.....	no
1470	River View Mfg. Co.....	do.....	100	yes.....	4.20	2.00	monthly.....	no.....	no.....	no
1471	Stanly Cotton Oil Co.....	do.....	75	no.....	3.00	1.85	weekly.....	same.....	slight..	yes
1472	Richfield Milling Co.....	Richfield.....	100	yes.....	3.00	1.50	semimonthly..	same.....	no.....	yes
1473	Danbury Reporter.....	Danbury.....	100	yes.....	3.00	2.00	weekly.....	decreased	no.....	no
1474	A. B. Simmons' Sawmill.....	Francisco.....	100	yes.....	2.00	1.50	weekly.....	same.....	yes.....	yes
1475	Pine Hall Brick Co.....	Pine Hall.....	50	yes.....	4.00	2.25	weekly.....	same.....	no.....	no
1476	Dan River Lumber and Milling Co.....	Walnut Cove..	663	yes.....	4.16	3.50	semimonthly..	same.....	no.....	no
1477	Monitor Roller Mills.....	do.....	100	yes.....	3.00	1.50	weekly.....	same.....	some.....	yes
1478	R. F. Reynolds.....	do.....	100	no.....	3.50	2.50	weekly.....	same.....	some.....	yes
1479	M. A. Walker & Co.*	do.....	100	yes.....	2.25	1.75	weekly.....	increased..	no.....	no
1480	J. P. Bryant Milling Co.....	Ararat.....	100	yes.....	5.00		monthly.....	same.....	no.....	no
1481	Bull Run Roller Mill.....	do.....		yes.....	5.00		monthly.....	no.....	no.....	no
1482	G. J. Key.....	do.....		yes.....	5.00		monthly.....	decreased	some.....	some
1483	Codys Creek Mill*	Crutelsfield, R. I.		yes.....	4.20	2.00	weekly.....	increased..	yes.....	yes
1484	Carolina Cross-Arm Co.....	Elkin.....	100	yes.....	4.00	1.50	weekly.....	same.....	no.....	yes
1485	Elkin Box Co.....	do.....	90	yes.....	3.50	2.50	weekly.....	decreased	no.....	yes
1486	Elkin Roller Mills.....	do.....	100	yes.....	4.50	2.00	weekly.....	decreased	yes.....	yes
1487	Elkin Shoe Co.*	do.....	90	yes.....	4.50	1.75	weekly.....	decreased	yes.....	yes
1488	Elkin Veneer Mfg. Co.*	do.....		yes.....	3.50	1.75	semimonthly..	decreased	no.....	no

*Same as last report.

TABLE No. 3—Continued.

No.	Factory	Postoffice	What Per Cent Employees Read and Write?		Is Labor Productive?	Wages						Improvement Shown in—	
			Adults	Children		Highest Paid Males	Highest Paid Females	Lowest Paid Males	Lowest Paid Females	When Paid	Increased or Decreased During Year?	Financial Condition	General Earnings?
1489	J. F. Miller.....	Elkin.....	50		yes.....	\$1.50	2.00	1.00	.75	any time.....	decreased.....	some.....	
1490	Pepsi-Cola Bottling Co.....	do.....	100		yes.....	3.25	4.00	2.00		weekly.....	decreased.....	no.....	
1491	T. R. Colston Mill.....	Low Gap.....			no.....	2.00	3.75	1.50		daily.....	same.....	no.....	no
1492	G. A. Galvyan Mills.....	do.....	50		no.....	2.00	3.00	1.50		daily.....	same.....	no.....	no
1493	J. A. Murphy.....	do.....			yes.....	2.25	4.00	2.00	.75	biweekly.....	same.....	yes.....	yes
1494	W. N. Woodruff.....	do.....	75	100	yes.....	2.25	3.75	2.00		weekly.....	same.....	no.....	no
1495	Allred's Mill.....	Mount Airy.....			yes.....	4.00	3.00	2.50		weekly.....	increased.....	slight.....	slight
1496	Beasley Lumber and Milling Co.....	do.....	75		yes.....	3.75	4.00	2.50		weekly.....	neither.....	no.....	yes
1497	Foy Lumber and Mfg. Co.....	do.....	100		yes.....	2.00	3.00	1.50		weekly.....	decreased.....	yes.....	no
1498	Granite City Mills.....	do.....	97		yes.....	8.50	5.00	2.00		weekly.....	same.....	no.....	yes
1499	Green Hill Flour and Grist Mill.....	do.....	60		yes.....	5.00	5.00	2.50		weekly.....	same.....	no.....	yes
1500	Lennerman & Hoffmans*.....	do.....	100		no.....	5.00	6.50	3.00	2.50	weekly.....	same.....	no.....	yes
1501	Mount Airy Brick Works*.....	do.....	100		yes.....	5.00	5.00	2.50	2.50	weekly.....	same.....	no.....	no
1502	Mount Airy Buggy and Auto Co.....	do.....	100		yes.....	6.50	5.00	2.20		weekly.....	same.....	no.....	yes
1503	Mount Airy News*.....	do.....	100		yes.....	5.00	5.00	2.50		weekly.....	same.....	no.....	no
1504	Pepsi-Cola Bottling Co.....	do.....	100		no.....	5.00	5.00	2.50	2.50	weekly.....	same.....	no.....	yes
1505	J. E. Wilson Marble and Granite Works.....	do.....	100		yes.....	5.00	5.00	2.20		weekly.....	same.....	no.....	no
1506	J. H. Isaacs*.....	Park Mountain.....											
1507	Job Hiatt.....	Pilot Mountain.....											
1508	Piedmont Roller Mills.....	do.....			no.....	5.00	5.00	2.50		weekly.....		no.....	no
1509	Pilot Milling Co.....	do.....											
1510	W. H. Reid.....	do.....				2.50	3.00	2.50					
		Pilot Mountain and Ararat.....	66 2/3		yes.....	2.50	3.00	1.50		monthly.....	same.....	yes.....	no
1511	C. S. Walters.....	Pilot Mountain.....	100		no.....	3.00	3.00	2.50		weekly.....	increased.....	no.....	same
1512	Snow Creek Roller Mills†.....	Rusk.....											
1513	Shoals Mills.....	Shoals.....											
1514	W. A. Matthews & Son*.....	Shoam.....											
1515	J. A. Chipman.....	State Road.....			yes.....	2.12	2.00	2.00			same.....	some.....	yes

TABLE NO. 3—Continued.

No.	Factory	Post-office	What Per Cent Employees Read and Write?		Is Labor Plentiful?	Wages						Improvement Shown in—					
			Adults	Children		Highest Paid Males	Highest Paid Females	Lowest Paid Males	Lowest Paid Females	When Paid	Increased or Decreased During Year?	Financial Condition	General Earners?				
1553	B. F. Ellington.....	Henderson.....			yes.....	\$.....	\$.....	\$.....	\$.....	1.50	2.50	1.00	2.00	weekly	same.....	no.....	no.....
1554	Henderson Coca-Cola Bottling Co.*	do.....	100		yes.....	5.83	6.00	5.00	5.00	5.00	5.00	5.00	5.00	weekly	increased.....	yes.....	no.....
1555	Henderson Damp Wash.....	do.....	100		yes.....	7.00	7.00	2.00	2.00	3.00	3.00	3.00	3.00	weekly	neither.....	no.....	no.....
1556	Henderson Granite and Marble Works.....	do.....	90		yes.....	5.00	5.00	3.00	3.00	2.50	2.50	2.50	2.50	weekly	same.....	no.....	no.....
1557	Henderson Ice and Cold Storage Co.....	do.....	100		yes.....	11.50	1.00	2.50	1.00	2.50	1.00	2.50	1.00	wk. and biwk.	increased.....	yes.....	yes.....
1558	Henderson Pepsi-Cola Bottling Co.....	do.....	100		yes.....	5.00	5.00	5.00	5.00	2.50	2.50	2.50	2.50	weekly	same.....	no.....	slight
1559	Home Builders Mfg. Co.....	do.....	90		yes.....	7.08	4.00	2.50	2.50	2.50	2.50	2.50	2.50	weekly	same.....	no.....	no.....
1560	Jones-Stone Printing Co.....	do.....	100		no.....	4.00	4.00	1.50	1.50	4.00	4.00	4.00	4.00	daily and wk.	decreased.....	no.....	no.....
1561	M. N. Parrish's Tin Shop.....	do.....	100		yes.....	3.50	3.50	1.50	1.50	1.50	1.50	1.50	1.50	weekly	decreased.....	no.....	yes.....
1562	Royster Feed and Supply Co.....	do.....	100		fair.....	6.00	6.00	2.00	2.00	1.50	1.50	2.00	2.00	weekly	increased.....	no.....	no.....
1563	Vance Guano Works*.....	do.....	100		yes.....	5.00	5.00	1.50	1.50	1.50	1.50	1.50	1.50	weekly	same.....	same.....	same.....
1564	Vance Mills*.....	do.....	100		yes.....	5.00	5.00	1.50	1.50	1.50	1.50	1.50	1.50	weekly	same.....	yes.....	yes.....
1565	Whitmore Bakery Co.....	do.....	100		yes.....	7.00	7.00	1.50	1.50	1.50	1.50	1.50	1.50	week. and mo.	same.....	same.....	yes.....
1566	Buffalo Mills.....	do.....	100		no.....	2.25	2.25	.50	.50	.50	.50	.50	.50	weekly	increased.....	no.....	no.....
1567	R. K. Young*.....	do.....	100		yes.....	5.00	5.00	1.50	1.50	1.50	1.50	1.50	1.50	weekly	same.....	no.....	no.....
1568	Apex Motor and Machine Co.....	Apex.....	100		yes.....	7.00	7.00	2.50	2.50	2.50	2.50	2.50	2.50	weekly	same.....	yes.....	yes.....
1569	A. J. Lynch's Saw and Planing Mill.....	do.....	100		no.....	5.00	5.00	3.00	3.00	3.00	3.00	3.00	3.00	weekly	increased.....	no.....	no.....
1570	D. A. Baker.....	Holly Springs.....	90		yes.....	7.00	7.00	3.00	3.00	3.00	3.00	3.00	3.00	weekly	same.....	yes.....	no.....
1571	W. C. Adkins*.....	Raleigh.....	90		yes.....	5.50	5.50	2.00	2.00	2.00	2.00	2.00	2.00	weekly	same.....	no.....	no.....
1572	Baker-Thompson Lumber Co.*.....	do.....	100		yes.....	5.70	5.70	3.80	3.80	3.00	3.00	3.00	3.00	weekly	same.....	no.....	no.....
1573	Bowden's Tin Shop.....	do.....	100		yes.....	2.60	2.60	2.50	2.50	2.50	2.50	2.50	2.50	daily	increased.....	yes.....	good
1574	Bretsch's Bakery, Inc.†.....	do.....	100		no.....	8.40	8.40	4.00	4.00	4.00	4.00	4.00	4.00	weekly	normal.....	yes.....	yes.....
1575	B. I. Brogden.....	Neuse, R. 3.....	100		yes.....	8.16	8.16	4.00	4.00	2.00	2.00	3.50	3.50	weekly	increased.....	no.....	same.....
1576	California Fruit Store.....	Raleigh.....	100		yes.....	5.00	5.00	2.00	2.00	2.00	2.00	2.00	2.00	weekly	increased.....	yes.....	good
1577	Campbell-Warner Co.....	do.....	100		yes.....	5.00	5.00	2.00	2.00	2.00	2.00	2.00	2.00	weekly	normal.....	yes.....	yes.....
1578	Capital City Laundry.....	do.....	95		yes.....	8.16	8.16	4.00	4.00	2.00	2.00	3.50	3.50	weekly	increased.....	no.....	same.....
1579	Capital Printing Co.....	do.....	100		yes.....	5.00	5.00	2.25	2.25	2.25	2.25	2.25	2.25	weekly	same.....	no.....	no.....
1580	Capudine Chemical Co.....	do.....	90		yes.....	5.00	5.00	2.25	2.25	2.25	2.25	2.25	2.25	weekly	same.....	no.....	no.....

MISCELLANEOUS FACTORIES

1581	Caraleigh Phosphate and Fert. Works	do	100	no	2.50	2.50	2.50	weekly	same	no
1582	Carolina Chero-Cola Bottling Co.*	do	100	yes	7.50	1.50	1.50	semimonthly,	decreased	yes
1583	Carolina Power and Light Co.*	do	90		6.75	4.00	.50	no. and wk.	same	same
1584	Cascade Laundry Co.	do	100	yes	6.00	2.50	1.00	weekly	neither	no
1585	Cherokee Brick Co.	do	50	yes	5.50	2.50		weekly	same	yes
1586	Commercial Printing Co.	do	100	yes	10.00	6.00	3.00	weekly	no	no
1587	W. C. Cram Machine Works*	do	100	yes	6.00	2.40		weekly	no	good
1588	Edwards & Broughton Printing Co.	do	100	yes					same	no
1589	Edwards' Mill*	do	100						same	yes
1590	John W. Evans' Sons	do	100	yes	6.65	3.00	2.00	weekly	neither	yes
1591	A. Gomez	do	100	yes	8.00	1.50		weekly	increased	no
1592	The International Vegetable Oil Co.	do	90	fair	5.00	2.25		weekly	no	no
1593	Jones Bottling Works*	do	100	yes	5.00	1.50		no. and week.	same	yes
1594	Mitchell Printing Co.	do	100	yes	7.30	4.60	1.70	weekly	same	no
1595	Motor Service Co.*	do	100	yes	6.00	2.08		weekly	decreased	no
1596	Oak City Laundry	do	100	yes	12.50	3.25	1.20	weekly	neither	no
1597	Oldham & Worth, Inc.	do	66	yes	6.00	2.50		weekly	increased	yes
1598	Orgen Printing Co.	do	100	no	6.48	2.50	1.00	weekly	increased	yes
1599	Pine State Creamery Co.	do	95	yes	5.00	5.00	2.00	weekly	increased	yes
1600	Powell & Powell, Inc.	do	90	yes	7.00	2.50		weekly	same	no
1601	Raleigh Brick and Fuel Co.*	do	50	yes	5.00	2.00		weekly	increased	no
1602	Raleigh Coca-Cola Bottling Co.	do	100	yes	5.00	2.00		weekly	increased	no
1603	Raleigh Damp Wash Plant*	do	100	yes	5.00	2.00		week. and no.	neither	no
1604	Raleigh French Dry Cleaning Co.	do	100	yes	7.00	5.00	2.30	weekly	decreased	no
1605	Raleigh Iron Works Co.	do	100	yes	10.00	4.25	1.50	weekly	same	yes
1606	Raleigh Pepsi-Cola Bottling Co.	do	100	yes	5.50	2.50	2.00	weekly	same	some
1607	Raleigh Roofing and Cornice Co., Inc.	do	100	yes	6.00	2.70	3.85	weekly	no	same
1608	C. B. Ray Harness Co.*	do	100	yes	3.00	3.00		weekly	same	same
1609	Republic Service Co.*	do	100	yes	6.00	1.85		weekly	same	no
1610	A. D. Royster & Bro., Inc.	do	100	yes	5.00	5.00	1.00	weekly	neither	yes
1611	Sanitary Laundry	do	50	yes	7.00	3.50	2.00	weekly	increased	yes
1612	Station Garage	do						weekly	increased	no
1613	Virginia-Carolina Chemical Co.	do	100	yes	2.75	2.50		weekly	increased	no
1614	White Dairy Products Co.	do	100	yes	3.33	1.67		weekly	increased	no
1615	Yates Auto Service	do	100	yes	7.50	2.50		weekly	increased	no
1616	Yates Mill*	Raleigh, R. 3.	100	yes				daily	decreased	yes

*Same as last report. †Sold to Electric Maid Bakery.

TABLE No. 3—Continued.

No.	Factory	Postoffice	What Per Cent Employees Read and Write?		Is Labor Profit-ful?	Wages						Increased or Decreased During Year?	Financial Condition	Improvement Shown in— Wage-earners? General Pro-ductivity?
			Adults	Chil-dren		Highest Paid Males	Highest Paid Females	Lowest Paid Males	Lowest Paid Females	When Paid				
1617	P. P. Pace*	Wakefield			no.	\$5.00	\$	\$1.50	\$	semimonthly.	increased.	no.	no	
1618	J. L. Taylor*	Wendell	100		no.	5.00		1.75		weekly.	increased.	no.	no	
1619	Smiley Cure Co.	Elberon	90		no.	3.00		1.75		weekly.	increased.	no.	no	
1620	J. L. & T. H. Ayecock	Littleton	66		no.	1.57		1.25		weekly.	same.	no.	no	
1621	I. A. Coleman.	do.	90		no.	4.00		1.75		weekly.	increased.	no.	no	
1622	Howard Brothers*	do.	100		yes	2.50		1.00		weekly.	increased.	no.	no	
1623	S. D. King	do.	75		yes	3.25		2.00		weekly.	same.	yes	yes	
1624	N. W. Warren's Ice Plant.	Warrenton	75		yes	3.75		2.00		weekly.	same.	same	same	
1625	Warrenton Ice and Fuel Co.	do.			yes	2.50		1.50		weekly.	same.	no.	no	
1626	Edmund White†	Warren Plains	100		no.	3.00		2.00		weekly.	increased.	no.	no	
1627	Wilker's Mill.	Wise	100		yes	2.50		2.00		weekly.	same.	no.	no	
1628	L. E. Hicks.	Creswell			no.	2.50		2.00		weekly.	increased.	no.	no	
1629	Peoples Milling Co.				yes	2.50		2.00		weekly.	increased.	no.	no	
1630	Mrs. N. J. Rhodes	Mackays			yes	2.75	.85	2.00		weekly.	same.	no.	no	
1631	Clark Peanut Co.	Plymouth	90		yes	2.00		2.00		weekly.	increased.	no.	no	
1632	Hassell Brothers.	do.			yes	5.50	3.00	2.00		semimonthly.	increased.	no.	no	
1633	National Handle Co.	do.	75		no.	5.00	1.00	2.50	1.00	weekly.	increased.	no.	no	
1634	Plymouth Brick Co.	do.	75		no.	2.00		2.00		weekly.	same.	no.	no	
1635	T. L. Satterthwaite.	do.			no.	7.00	2.00	1.72	1.25	weekly.	increased.	yes	no	
1636	Wills Veneer Co.	do.			no.					weekly.	increased.	yes	no	
1637	Bingham Roller Mills.	Anantha			yes	4.00		2.00		semimonthly.	neither.	yes	yes	
1638	Boone Planning Mill.	Boone	100		yes									
1639	McGuire's Printing Office.	Brookside.			yes									
1640	E. W. Moretz	Hopkins	100		yes									
1641	Hosca Winebarger*	Sands			yes	1.00		1.00		weekly.		no.	no	
1642	I. S. Green*	Stony Fork.			yes							no.	no	
1643	Cornett's Grist Mill*	Sugar Grove			no.	3.00		1.00		monthly.	decreased.	no.	no	
1644	Cove Creek Cooperative Cheese Fac.	do.	100		no.							no.	no	

MISCELLANEOUS FACTORIES

1645	Farthington & Perry	Sweetwater	100	yes	1.50	1.00	same	no	no
1646	Watson's Grist Mill*	Yuma							
1647	John A. Beach	Zionville							
1648	Fremont Oil Mill Co.	Fremont	90	no	5.00	2.00	increased	yes	yes
1649	Barnes-Harrell-Rawlings Co.	Goldsboro	90	yes	5.00	1.00	increased	slight	some
1650	Bizzell Mill	do.							
1651	Borden Brick and Tile Co.	do.	75	yes	5.00	2.00	neither	better	yes
1652	Brom-al-gine Company	do.							
1653	C. E. Croon*	do.							
1654	Dovey Brothers, Inc.	do.	98	yes	6.75	1.80	same		
1655	Empire Mfg. Co.	do.	95	yes	3.50	1.75	same	no	no
1656	Enterprise-White Lumber Co.*	do.	70	yes	8.65	.75	decreased	no	no
1657	Goldsboro Ice Co.	do.	75	yes	3.00	2.00	same	no	no
1658	A. T. Griffin Mfg. Co.	do.	98	yes	7.00	2.00	same		
1659	Howell Ginning Co.	do.							
1660	J. R. Jeannette	do.		no	1.50	1.25			
1661	Raleigh Pepsi-Cola Bottling Co.	do.		yes	4.50	1.50	increased	no	same
1662	Royal & Borden Mfg. Co.	do.	100	yes	5.00	2.00	same	no	no
1663	Royal Ice-Cream Co.	do.	100	yes	2.00	1.00	increased	yes	yes
1664	Southern Mfg. Co.*	do.	100	no	2.00	2.00	decreased	no	no
1665	Utility Mfg. Co.	do.	50	yes	5.00	1.50	no	no	yes
1666	Virginia Lumber and Box Co.	do.	20	yes	9.00	1.50	same	no	no
1667	Wayne Agricultural Works, Inc.	do.	100	yes	6.50	1.25	neither	no	no
1668	Z. V. Harrell	do.							
1669	Mount Olive Mfg. Co.	Mount Olive	100	yes	3.00	1.50	same	no	no
1670	Truckers Mfg. Co.	do.							
1671	Paschall's Sawmill	do.	85	95	4.15	1.75	increased	no	no
1672	A. P. Mintor's Sawmill*	Seven Springs	100	no	2.00	2.00	increased	no	no
1673	Harrell Brothers	Buck	63	yes	2.00	1.25	increased	no	no
1674	J. W. Walker	Dohart							
1675	D. A. Holleman*	do.	100	no	1.50	1.00	no	no	no
1676	G. E. Robinett	Lovelace							
1677	Moravian Power Co.	do.	95	yes	3.00	2.00	decreased	yes	yes
1678	Wheat and Corn Mill	Moravian Falls	100	yes	3.00	1.50	same	yes	yes
1679	R. C. Meadows Mill Mfg. Co.	New Castle	100	no	1.50	1.50	increased	no	no
1680	J. L. Whittington	Pores Knob	100	yes	2.00	1.58	same	no	no
1681	C. H. Greenwood*	Reddies River	100	yes	2.50	3.00	decreased	no	no
1682		Roaring River	100	yes	3.00	3.00	decreased	yes	yes

*Same as last report. †Custom mill.

TABLE No. 3.—Continued.

No.	Factory	Postoffice	What Per Cent Employees Read and Write?		Is Labor Profit-fully?	Wages				Improvement Shown in—		
			Adults	Children		Highest Paid Males	Lowest Paid Males	Lowest Paid Females	When Paid	Increased or Decreased During Year?	Financial Condition	General Prosperity?
1682	Bridal Veil Canning Co.*	Ronda	100	—	yes	\$4.00	\$1.50	—	weekly	decreased	no	yes
1683	The Church Lumber Co.	do.	90	—	yes	4.50	1.00	—	biweekly	same	no	yes
1684	Yadkin Valley Motor Co.	do.	99	—	yes	2.50	1.50	—	seminormally	neither	some	some
1685	Blevins Mills	Springfield	100	—	yes	1.50	1.00	—	—	decreased	yes	yes
1686	Spicer Lumber Co.	Traphill	—	—	—	2.00	2.00	—	—	—	no	—
1687	The Kennedy Pottery	Wilkesboro	100	—	yes	5.00	1.00	—	weekly	same	yes	—
1688	G. W. & O. L. Palmer	do.	90	—	yes	2.00	1.25	—	biweekly	increased	no	yes
1689	G. E. Pearson's Corn Mill*	do.	—	—	—	—	—	—	—	decreased	no	no
1690	Coca-Cola Bottling Co.	No. Wilkesboro	100	—	yes	5.00	2.50	—	week. and mo.	decreased	no	—
1691	Hustler Publishing Co.	do.	—	—	—	—	—	—	—	—	no	no
1692	W. C. Meadows Mill Co.	do.	75	—	yes	3.50	2.50	—	biweekly	—	no	no
1693	New Williams Mill Co.	do.	80	—	yes	3.85	2.50	—	biweekly	increased	no	no
1694	Reins Brothers	do.	100	—	yes	5.00	3.00	—	weekly	same	same	same
1695	Eli Sebastian	do.	90	—	yes	2.00	2.00	—	—	—	no	no
1696	S. V. Tomlinson's Brick Yard	do.	100	—	yes	3.00	2.00	—	weekly	same	no	no
1697	S. V. Tomlinson's Cannery	do.	50	—	yes	2.50	2.00	—	weekly	neither	no	no
1698	J. M. Wellborn's Harness and Rep. Shop	do.	100	—	yes	3.00	—	—	any time	decreased	no	no
1699	Wilkesboro Mfg. Co.	do.	90	—	yes	6.50	2.25	—	weekly	same	yes	yes
1700	Wilkesboro Tannery	do.	70	—	yes	5.00	4.00	2.25	biweekly	decreased	yes	yes
1701	Wyatt & Miller	do.	—	—	yes	1.25	1.00	—	weekly	decreased	no	—
1702	J. F. Coley's Sawmill*	Stantonsburg	—	—	yes	2.00	1.50	—	weekly	same	no	—
1703	Stantonsburg Lumber Co.	do.	75	—	yes	5.00	2.00	—	weekly	same	no	yes
1704	Barnes-Harrell Co.	Wilson	100	—	fair	5.00	2.50	—	weekly	increased	no	yes
1705	Barrett's Printing House*	do.	100	—	yes	6.50	1.00	1.25	weekly	same	no	no
1706	Carolina Laundry	do.	50	—	yes	5.00	1.75	1.25	weekly	same	yes	yes
1707	Contentnea Guano Co.	do.	—	—	yes	5.00	—	—	weekly	same	no	—
1708	P. D. Gold Publishing Co.	do.	100	—	yes	8.40	6.72	2.50	weekly	same	same	better
1709	Hackney Brothers, Inc.	do.	85	—	yes	8.33	2.00	—	weekly	same	same	yes

1710	Wilson Dye Works	do	100	yes	8.50	3.50	2.50	2.50	weekly	same	no	no
1711	Boonville Fine Co	Boonville	100	yes	3.50	1.50	1.50	1.50	daily	neither	no	no
1712	Woodhouse Brothers	do	100	yes	4.50	1.25	1.25	1.25	weekly			
1713	Longtown Mill*	Cycle		yes					semimonthly	same	no	
1714	J. F. Walker*	do	100	no	2.00	1.50	1.50	1.50	semimonthly	same	no	
1715	East Bend Milling Co.	East Bend								same		
1716	D. G. Martin's Mill	do	100		2.50	2.50	2.50	2.50	weekly	same		
1717	Rockett & Hutchins	East Bend, R. 1	100	yes	3.00	2.00	2.00	2.00	weekly	increased	yes	
1718	A. L. Saylor	East Bend	100									
1719	Buck Shoals Roller Mill	Hamptonville										
1720	Sloan & Seagrove*	do	75	no	2.25	1.00	1.00	1.00	weekly	decreased	yes	
1721	Cummings' Sawmill	Jonesville										
1722	J. H. Hauser's Mill*	Yadkinville		no								
1723	T. M. Hinshaw & Co.	do	100	yes	4.00	3.00	3.00	3.00	weekly	same	yes	yes
1724	Yadkin Ripple	do										
1725	Yadkin Valley Roller Mills*	do	100	yes	1.00	1.00	1.00	1.00	monthly	same	yes	yes
1726	Yadkinville Buggy Co	do	75	yes	3.50	1.00	1.00	1.00	biweekly		yes	yes
1727	Burnsville Milling Co.	Burnsville										
1728	Edwards Printing Co.	do	100	yes	2.50	2.00	2.00	2.00	semimonthly	same	yes	yes
1729	Western Carolina Lumber Co.	do	60	yes	8.00	2.00	2.00	2.00	semimonthly	same	no	some
1730	I. MacEnglish	Carotcen	90	yes	7.00	2.25	2.25	2.25	monthly	decreased	no	yes
1731	Greyrock Feldspar Co.	Micaville	100	yes	4.46	2.75	2.75	2.75	semimonthly	increased	yes	yes
1732	Robert Stamey & Son*	do	100	yes	2.00	2.00	2.00	2.00	monthly	decreased	no	yes
1733	Fuller Mica Co.	Newdale	100	fairly	4.00	2.50	2.50	2.50	semimonthly	same	yes	yes
1734	Carolina Spruce Co.*	Pensacola	90		8.00	2.00	2.00	2.00	monthly	same	no	no
1735	W. R. Rice Milling Co.*	do			1.50					decreased	no	

*Same as last report.

CHAPTER VI

MINES AND MINING

The total value of minerals produced in North Carolina during 1922 was \$7,489,305 and during 1923 was \$11,846,273. Mineral products produced, with the exception of brick, tile and terra cotta products, were barytes, clay (kaolin and pottery) cement products, coal copper (1923) feldspar, garnet (1923) gold, granite, iron, limestone, marl marble, mica, millstones, mineral waters, peat (1922) pottery, quartz (1923) sand and gravel, silver, talc and pyrophyllite. In 1923 there were 127 producers of the above minerals who obtained their production from the following 45 counties: Alexander, Anson, Avery, Buncombe, Cabarrus, Caswell, Catawba, Chatham, Cherokee, Clay, Cleveland, Craven, Davidson, Durham, Gaston, Haywood, Harnett, Henderson, Jackson, Lincoln, Lee, Macon, Madison, McDowell, Mecklenburg, Mitchell, Montgomery, Moore, New Hanover, Northampton, Orange, Rockingham, Rowan, Rutherford, Sampson, Scotland, Stokes, Surry, Swain, Union, Vance, Wake, Wayne, Wilson, and Yancey.

These facts are shown graphically in the following tables: Tables I and II give, respectively, the minerals and the leading producing counties and the mineral-producing counties and their leading minerals. Table III gives a list of the minerals produced in the State during 1922 and 1923 and the value of their production. Where there are less than three producers of any one mineral, the totals for that mineral are included under miscellaneous. A classified list of the producers with the exception of the producers of clay products is given after table III. Seventy-four establishments reported a production of clay products during 1923. These reported directly to the Bureau of the Census, Washington, D. C., and a tabulated list is not yet available.

Table No. 1—*Mineral Products in North Carolina, and leading Producing Counties*

Mineral	Principal Producing Counties in 1923
Barytes.....	Madison.
Clay (kaolin and pottery).....	Mitchell, Yancey, Jackson, Union, Haywood, Buncombe, Lincoln.
Cement products.....	Anson, New Hanover, Wilson, Mecklenburg, Craven, Davidson.
Coal.....	Lee, Chatham.
Copper.....	Jackson, Swain, Cabarrus.
Feldspar.....	Mitchell, Avery, Yancey, Buncombe.
Garnet.....	Clay.
Gold.....	Catawba, Stanly, Cabarrus, Montgomery.
Granite.....	Rowan, Surry, Vance, Henderson, Rockingham, Buncombe, Caswell, Alexander, Davidson, Gaston, Wake, Wilson, Orange.
Iron.....	Cherokee, Avery.
Limestone.....	Henderson, McDowell, Swain, Madison, New Hanover.
Marble.....	Cherokee.
Mica.....	Macon, Mitchell, Yancey, Haywood, Jackson, Avery, Cleveland, Rutherford.
Millstones.....	Rowan.
Mineral waters.....	Mecklenburg, Durham, Stokes, Wayne, Cleveland.
Pottery.....	Buncombe, Catawba.
Quartz.....	Gaston.
Sand and gravel.....	Anson, Harnett, Catawba, Stokes, Henderson, Mecklenburg, Wilson, Moore, Northampton, Wake, Rutherford, Sampson, Scotland.
Silver.....	Cabarrus.
Talc and pyrophyllite.....	Madison, Moore.

Table No. 2—*Mineral Producing Counties and their Leading Mineral Products*

County	Leading Mineral Products, 1923
Alexander.....	Granite.
Anson.....	Sand, gravel.
Avery.....	Mica, feldspar.
Buncombe.....	Granite, clay, sand, feldspar.
Caswell.....	Granite, gold, silver.
Catawba.....	Pottery.
Chatham.....	Coal.
Cherokee.....	Marble, iron ore.
Clay.....	Garnet.
Cleveland.....	Mineral waters.
Craven.....	Marl.
Davidson.....	Granite, rhyolite.
Durham.....	Mineral waters.
Gaston.....	Granite, quartz.
Haywood.....	Clay, mica.
Harnett.....	Sand, gravel.
Henderson.....	Granite, limestone.
Jackson.....	Copper, kaolin, mica.
Lincoln.....	Clay (pottery).
Lee.....	Coal.
Macon.....	Mica.
Madison.....	Limestone, barytes, talc.
McDowell.....	Limestone.
Mecklenburg.....	Mineral waters, sand, gravel.
Mitchell.....	Clay, mica, feldspar.
Montgomery.....	Gold.

Table No. 2—Continued

County	Leading Mineral Products, 1923
Moore.....	Pyrophyllite (tale).
New Hanover.....	Limestone.
Northampton.....	Sand, gravel.
Orange.....	Granite.
Rockingham.....	Granite.
Rowan.....	Granite, millstones.
Rutherford.....	Mica.
Sampson.....	Sand (engine).
Stokes.....	Mineral waters, sand, gravel.
Surry.....	Granite.
Swain.....	Copper, limestone.
Union.....	Clay (pottery).
Vance.....	Granite.
Wake.....	Granite, sand, gravel.
Wayne.....	Mineral waters.
Wilson.....	Granite.
Yancey.....	Clay, feldspar, mica.
Scotland.....	sand (engine).

Table No. 3—Mineral Production in North Carolina. 1922-1923

Mineral	1922	1923
Barytes.....	\$*.....	\$ 7,076
Brick and tile.....	2,999,822	4,452,475
Clay (kaolin and pottery).....	214,692	369,518
Cement products.....		561,673
Coal.....	388,000	132,000
Copper.....		9,112
Feldspar.....	333,745	360,636
Garnet.....		*
Gold.....	1,939	1,102
Granite.....	2,325,940	3,641,778
Iron.....	49,415	161,603
Limestone.....		
Marl.....	288,341	349,306
Marble.....		
Mica—		
Sheet.....	119,767	188,317
Scrap.....	65,923	65,764
Millstones.....	*	*
Mineral waters.....	9,941	7,840
Peat.....	*	*
Pottery.....	12,488	*
Quartz.....		*
Sand and gravel.....	634,434	1,437,539
Silver.....	9	64
Tale and pyrophyllite.....	29,049	89,290
Miscellaneous.....	15,800	11,180
Totals.....	7,489,305	11,846,273

*Included under Miscellaneous.

MINERAL PRODUCERS IN NORTH CAROLINA DURING 1923

BARYTES :

Ben W. Gahagan, Stackhouse.
Rollins Chemical Corporation
350 Madison Avenue, New York.

CEMENT BRICK :

Anson Brick and Tile Company,
Lilesville.
Cement Products Company, Wil-
mington.
Standard Cement Products Com-
pany, Wilmington.
Edgerton Concrete Products Com-
pany, Wilson.
Oriental Concrete Company, Ori-
ental.
Carolina Concrete Products Con-
struction Company, Charlotte.
Gray Concrete Company, Thomas-
ville.

CLAY (Kaolin and Pottery) :

Harris Clay Company, Dillsboro.
J. P. Bollin, Newton.
G. P. Jones, Candler.
N. C. Clay Company, Hayesville.
Iotla Clay and Mica Company,
Asheville.
J. P. Rogers, Monroe.

COAL :

Carolina Coal Company, Cum-
nock.
Erskine Ramsey Company, Cum-
nock.

COPPER :

Montvale Lumber Company, Fon-
tana.
S. O. Chappel, Georgeville.

FELDSPAR :

H. M. Bailey, Green Mountain.
J. A. Barlett, Spruce Pine.
Big Ridge Mining Company,
Spruce Pine.
Carolina Mining Company, Pen-
land.
Penland Feldspar and Kaolin
Company, Penland.
Edward Blake, Micaville.
Tom Laws, Green Mountain.
Plumtree Spar Company, Plum-
tree.
Blue Ridge Feldspar Company,
Asheville.
Crabtree Feldspar Corporation,
Johnson City, Tenn.
R. L. Cross, Plumtree.
R. C. Deyton, Green Mountain.
Fortner and Murdock, Boonford.

FELDSPAR—Continued

Pedee Gauge, Bandana.
Golding Sons Company, Penland.
M. L. Mayer, Green Mountain.
L. W. Presnell, Kona.
J. C. Pittman, Penland.
Louis Robinson, Burnsville.
G. C. Harris, Windom.
H. C. Smith, Burnsville.
Erwin Feldspar Corporation,
Spruce Pine.

GARNET :

Blue Ridge Garnet Company,
Shooting Creek.

GOLD :

S. O. Chappel, Georgiaville.
Overton Mining Company, Ran-
dolph, County.
Sedberry Mine, Troy.

GRANITE :

Hiddenite Crush Stone Company,
Hiddenite.
E. W. Grove, Asheville.
Asheville Construction Company,
Asheville.
Collins Granite Company, Dan-
ville, Va.
William Lefler, Southmont.
William Lockhart and J. R. Hoff-
man, Gastonia.
Home Ice Company, Henderson-
ville.
Ben Smathers, Flat Rock.
Leaksville Granite Company,
Leaksville.
Harris Granite Quarries Com-
pany, Salisbury.
Reidsville Granite Company,
Reidsville.
Cheatwood and Driscoll, Went-
worth.
Artz and Brown, Salisbury, R.
F. D.
Central Contracting Company,
Salisbury.
B. C. Eagle, Salisbury, R. F. D.
Salisbury Granite Corporation,
Salisbury.
Hardway Construction Company,
Woodleaf.
N. C. Granite Corporation, Mount
Airy.
Raleigh Granite Company, Ra-
leigh, N. C.
City of Raleigh, Raleigh, N. C.
Neverson Granite Quarry, Simms.
Bald Mountain Quarries, New-
som.
Collier Cobb Jr., Chapel Hill.

IRON :

Cherokee Operating Company,
Andrews.
Southern Iron Mining Company,
Andrews.
Cranberry Furnace Company,
Cranberry.
Porter and Company, Andrews.

LIMESTONE :

Blue Ridge Lime Company, Ashe-
ville.
G. C. Buquo Lime Company, Hot
Springs.
N. C. Tale and Mining Company,
Hewitts.
Clinchfield Lime Company, Ashe-
ville.

MARBLE :

Regal Blue Marble Company, Re-
gal.

MARL :

Shell Rock Lime Company, 27 S.
Front Street, New Bern.

MICA :

Carolina Mica Company, Char-
lotte.
J. L. Barnard, Franklin.
J. A. Bartlett, Spruce Pine.
A. L. Cross, Blue Ridge Mineral
Company, Spruce Pine.
C. C. Blanton, Shelby.
B. C. Burgess, Agent, Penland.
H. P. Buchanan, Spear.
Burlson and Welch, Waynes-
ville.
Carolina Mining Company, Pen-
land.
Crabtree Feldspar Corporation,
Boonford.
Dent and Kester, Celo.
G. M. Sipple, Spruce Pine.
Odes Elmore, Lawndale.
Erwin Feldspar Corporation,
Erwin, Tenn.
General Mica and Clay Company,
Franklin.
L. C. Hall, Sylva.
Haywood Lumber and Manufac-
turing Company, Hancock, N. Y.
J. E. Burlson, Spruce Pine.
Jacob Henry, Ellijay.
Jones and Benfield, Hughes.
Marshall F. Mills, Piedmont Pro-
ducts Company, 444 Park Ave-
nue, N. Y.
Nassau Producing Company,
Spruce Pine.
E. H. Patrick, Plumtree.

MICA—Continued.

Patton and Murphy, Celo.
G. W. Reid, Franklin.
Rickman, Wright, Reeves and
Sisk, Franklin.
Roofing Mica Company, Spruce
Pine.
W. W. Wiseman, Ingalls.

MILLSTONE :

Fisher and Davis, Salisbury.
J. T. Wyatt, Salisbury, R. F. D.

MINERAL WATERS :

Dr. R. L. Holloway, West Dur-
ham.
(Rivermont Carbonated Springs)
J. J. Riley, West Durham, R. F.
D. (Huckleburry Springs)
R. H. Martin, Derita, R. F. D.
Moore's Mineral Springs Com-
pany, Moore's Springs.
A. M. Maxwell, Seven Springs
Hotel, Seven Springs.
Shelby Lithia Water Company,
Shelby.

QUARTZ :

Oliver Quartz Company, Char-
lotte.

SAND AND GRAVEL :

W. R. Bonsel and Company, Ham-
let.
Hedrick and Wade, Lilesville.
Frank W. Elliot, Catawba.
Orinoca Sand Company, German-
town.
Summerville Gravel Company,
Lillington.
Standard Sand and Gravel Cor-
poration, Lillington.
R. C. Belk Sand Company, Mt.
Holly.
Norfolk Southern Railway, Nor-
folk, Va.
Carolina Sand and Gravel Com-
pany, Carthage.
Kirtley Jones, Eagle Springs.
Lawrence Stone and Gravel Com-
pany, Raleigh.
Second Broad River Sand Com-
pany, Johnson City, Tenn.
J. T. Rich, Garland.
Gale Sand Company, Gibson.

SILVER :

S. O. Chappel, Georgeville.

TALC AND PYROPHYLLITE :

Georgia Talc Company, Marshall.
Standard Mining Company, Hemp.

ACCIDENTS IN MINES

An accident from which three deaths resulted, occurred in the tale mine of the Standard Mineral Company, near Slemo, Moore County, about 8 o'clock on Saturday morning, April 21, 1923. An investigation was conducted by the Commissioner on Monday, April 23.

The three miners who lost their lives were: Graham Davis and Chester McCaskill, white, and Lonzy Brower, colored. The testimony of the witnesses examined was to the effect that the men were engaged in loading and sending material to the surface from a stope on the first level about 150 feet from the shaft when an unexpected cave-in submerged them under a large quantity of falling rock.

Witnesses were unable to place responsibility for the cause of the accident, suggesting merely that it was probably due to the failure of the men to properly scale the roof of the mine after setting off a blast on the evening previous. A small ventilation shaft lowered near this section of the mine might have contributed to the break in the wall after the explosion from the blast. A conference on this point with W. R. Britt, mine foreman, and B. Lee McCaskill, witnesses to the occurrence, resulted in no well defined conclusion, and responsibility for the accident was not definitely placed.

On the night of May 9, 1924, Frank Woodard, colored, employed as a miner in the mine of the Carolina Coal Company near Sanford, N. C., was killed by falling slate following a blast. An investigation was made by the Commissioner.

At the time of the accident deceased was employed by Hudson & Shirley, contractors, and had instructions to scale the roof carefully immediately after every explosion. Andrew Woodard, an eye-witness, testified that he had assisted in a thorough test of the walls before he and his brother, Frank Woodard, started back to work, and found conditions favorable. J. M. Hudson and William Chambless, who were at work in the same heading, but some distance from the Woodards, testified to assisting in lifting the slate from and removing the body of Frank Woodard from the mine after the accident. They, too, had assisted in "sounding" the stope before returning to work after the blast, and anticipated no danger from falling slate.

A thorough inspection of the heading in which the accident occurred revealed no evidence of neglect on the part of the mine owners, their agents, or the miners themselves. It appeared to be just one of those "unavoidable accidents" for which everybody is blameless.

Two fatalities occurred in the copper mine of the Montvale Lumber Company, Fontana, Swain County, on July 14, 1924, the victims being F. W. McGuire and Wilburn Crisp. Investigation was made by Kelly

E. Bennett, of Bryson City, on authority of the Commissioner who was otherwise engaged at the time the accident occurred. Report of Mr. Bennett, in full, is as follows:

"Pursuant to instructions, I deputized J. T. Cunningham, justice of the peace for Swain County, and proceeded to the copper mine on Eagle Creek in said county for the purpose outlined in your telegram. After thoroughly investigating the condition of the mine and surroundings, and taking affidavits of Coleman Head, Harlie Myers, and L. H. Queen, witnesses to the occurrence, we find:

1. This mine is situated on the property of the Montvale Lumber Company, Fontana, N. C., of which R. E. Wood, Baltimore, Md., is president and general manager.

2. The disaster was the result of negligence and carelessness on the part of the two deceased men.

3. There is nothing to indicate danger in operation of said mine in its present prospecting status. The tunnel in which the men were working has been opened twenty to thirty feet, and the walls are of solid rock.

4. I have been unable to ascertain the terms on which F. W. McGuire was operating the mine, but the impression is general that he was working under contract with the Montvale Lumber Company.

Respectfully submitted,

KELLY E. BENNETT.

This the 31st day of July, 1924.

CHAPTER VII

WATERPOWERS*

Early in 1922 the North Carolina Geological and Economic Survey issued Circular 2, entitled "The Water-Power Situation in North Carolina." The demand for this publication exhausted the supply. Circular 6, issued in 1923 under the same title, brought the information of Circular 2 up to date as of June, 1923. The present circular discusses the power situation in North Carolina as of June, 1924. It has been necessary to change the title to "The Power Situation in North Carolina," since during the past two years the proportion of power produced by steam has steadily increased.

A sudden metamorphosis has occurred in North Carolina within the past decade, by which the State has moved from twenty-third to fifteenth place in value of its industries and from nineteenth to about fourth in value in crops, as well as becoming the greatest industrial state in the South. Accompanying this has come a tremendous demand for power to meet the needs of our growing industries. This has been met in large part by the creation of a gigantic water-power business.

The water resources of the State are vast, but by no means limitless. Conservation of these, unlike the conservation of most natural resources, is by maximum judicious use. The more water resources are used, the more valuable they become. By conservation through judicious use is meant this; that it is vitally important that we attempt to correlate the several uses of water and make our developments on a basis of maximum utility to the people of the State. "We have only to contemplate the situation into which the opportunist development has brought us as regards our coal, our soil, our gas, our water-power, our transportation systems, and our forests, to realize that most of this waste, delays, and difficulties which characterize the situation are due simply to lack of planning years in advance, and to our failure to embody in a coördinated general plan those lines of action which are well recognized by experts as vitally essential to our proper development as an industrial nation."

This means that in order to obtain maximum utilization from water-power still unused, we must have some comprehensive thought and plan for their economic development, as part of a great system. To do this does not mean encroaching upon the rights of individuals, or lessening the legitimate profits from industrial ventures, but it does mean a consideration of the entire problem from every possible angle as it bears on the public welfare.

To discover the present distribution and concentration of power development in this State, and the exact situation as to power output and power needs, the State Geological and Economic Survey, in cooperation with the United States Geological Survey, the State Depart-

*This chapter on waterpowers of North Carolina was prepared by the N. C. Geological and Economic Survey.

ment of Labor and Printing, and the State Corporation Commission, collects data on water and steam power developments, the amount of energy produced and consumed in North Carolina, and investigates the undeveloped water-powers of the State. The present circular is one of a series issued annually, analyzing this information, and attempting to show the trends of power demand and power output in the State, and how these tendencies compare with similar data for other southern states which are competitors of North Carolina.

STATUS OF DEVELOPED WATER-POWER

From the best data which the Survey has been able to collect, the present water-power development in North Carolina is distributed approximately as shown in Table 1. The total is probably correct to within one per cent.

TABLE 1.—WATER-POWER DEVELOPMENTS IN NORTH CAROLINA

Company	Plant	Installed Horse-power	Total Horse-power
Southern Power Co.....	Bridgewater.....	33,000	183,000
	Lookout Shoals.....	30,000	
	Mountain Island.....	80,000	
	Rhodhiss*.....	40,000	
Carolina Power and Light Co.....	Blewett Falls.....	32,150	35,500
	Buckhorn Falls.....	3,350	
Tallassee Power Co.....	Badin.....	93,000	216,000
	Narrows of Yadkin...	20,000	
	Cheoah.....	72,000	
	Badin*.....	31,000	
Blue Ridge Power Co.....	Tuxedo.....	8,000	16,400
	Turner.....	8,400	
North Carolina Electric Power Co.....	Ivy.....	536	7,886
	Marshall.....	4,000	
	Weaver.....	3,350	
Sandhill Power Co.....	Carbonton.....	1,350	3,450
	Other plants.....	2,100	
Deep River Power Co.....	Lockville.....	1,100	1,100
Roanoke Rapids Power Co.....	Roanoke Rapids.....	7,200	7,200
Other public utility plants.....			17,000
Manufacturing plants, census of 1919.....			44,700
Manufacturing developments and miscellaneous plants since 1919.....			8,264
Total developed horsepower.....			540,500

*Under construction, June 1st.

Of the total of 540,500 horsepower developed by water-power in North Carolina, 87,400 h.p. or 16.17 per cent is transmitted for use outside the State, and about 113,000 h.p. at Badin, or 20.91 per cent, is used chiefly for the local reduction of aluminum; that is, 37.08 per cent of the water-power developed in North Carolina is not available for general industrial or public utility use. On the other hand, an equal or greater amount of power developed in South Carolina is utilized to furnish power exported into North Carolina. This free and unrestricted interchange of power from one state to another has undoubtedly worked to the mutual advantage of the several states concerned.

There is developed by independent manufacturing concerns some 56,100 h.p. The distribution of some of this power is shown by Table 2. Additional statistics concerning manufacturing power are to be found in Tables 5, 6, and 7 of Circular 6.

TABLE 2.—WATER-POWER USED FOR MANUFACTURING IN NORTH CAROLINA*

<i>County</i>	<i>Water Wheels, Horsepower</i>	<i>County</i>	<i>Water Wheels, Horsepower</i>
Alamance.....	3,417	Hoke.....	533
Alexander.....	814	Iredell.....	959
Alleghany.....	124	Jackson.....	590
Anson.....	225	Johnston.....	655
Ashe.....	320	Jones.....	16
Avery.....	137	Lenoir.....	244
Bertie.....	134	Lincoln.....	1,497
Brunswick.....	25	McDowell.....	60
Buncombe.....	326	Macon.....	95
Burke.....	585	Madison.....	240
Cabarrus.....	22	Martin.....	190
Caldwell.....	2,695	Mecklenburg.....	99
Carteret.....	48	Mitchell.....	327
Caswell.....	40	Montgomery.....	60
Catawba.....	1,230	Moore.....	448
Chatham.....	927	Nash.....	1,385
Cherokee.....	53	New Hanover.....	20
Chowan.....	77	Onslow.....	70
Clay.....	20	Orange.....	30
Cleveland.....	962	Pasquotank.....	48
Craven.....	37	Pender.....	65
Cumberland.....	950	Person.....	25
Davidson.....	50	Pitt.....	25
Davie.....	1,981	Polk.....	40
Duplin.....	40	Randolph.....	2,564
Durham.....	165	Richmond.....	1,300
Forsyth.....	292	Rockingham.....	2,880
Franklin.....	140	Rowan.....	61
Gaston.....	3,233	Rutherford.....	1,600
Gates.....	24	Sampson.....	35
Graham.....	12	Scotland.....	360
Granville.....	45	Stanly.....	141
Guilford.....	478	Stokes.....	145
Halifax.....	4,310	Surry.....	605
Harnett.....	20	Swain.....	214
Haywood.....	466	Transylvania.....	45
Henderson.....	85	Vance.....	80
Hertford.....	75	Wake.....	340

TABLE 2—Continued

County	Water Wheels, Horsepower	County	Water Wheels, Horsepower
Warren.....	70	Wilson.....	94
Watauga.....	406	Yadkin.....	476
Wayne.....	356	Yancey.....	119
Wilkes.....	504		
		Total.....	44,700

*Data compiled from U. S. Census of Manufacturers, 1919, and power census conducted by North Carolina Geological and Economic Survey.

Of the power developed in North Carolina, there is available for general and industrial use in the State only the power developed by the public utilities and municipalities, amounting to about 284,000 h.p. Of this, some 258,500 h.p. or 91 per cent will during 1924 be controlled by two corporations, the Southern Power Company and the Electric Bond and Share Company. This amounts to 47.82 per cent of the total developed water-power in the State.

North Carolina ranks fourth among the states in the magnitude of developed water-power, and, of states east of the Mississippi, is exceeded only by New York, which includes the great Niagara powers. There is developed in North Carolina 204 h.p. per 1,000 population, as compared with 608 in Maine, 207 in South Carolina, and 121 in Georgia, 334 in Washington, 378 in California, and 353 in Canada.

GROWTH OF POWER USE

Some idea of the growth of power use in the State is contained in Table 3, compiled from statistics of the United States Geological Survey and amplified by the North Carolina Geological and Economic Survey. This table shows the pronounced trend toward increased output from both steam and hydro-electric generating stations in this State.

TABLE 3.—OUTPUT OF ELECTRIC GENERATING STATIONS IN KILOWATT HOURS; NORTH CAROLINA, 1919-1923

Month	1919						
	Total Output by Water Power	Average Daily Output by Water Power	Total Output by Fuel	Average Daily Output by Fuel	Total Output Both Sources	Total Daily Output	Per Cent of Total Output by Water Power
January*.....	43,140,000	1,392,000	4,934,000	159,000	48,074,000	1,518,000	89.6
February.....	43,551,000	1,552,000	3,963,000	141,000	47,514,000	1,692,000	91.7
March.....	48,732,000	1,572,000	3,810,000	123,000	52,542,000	1,690,000	92.8
April.....	47,846,000	1,595,000	3,238,000	108,000	51,084,000	1,703,000	93.9
May*.....	51,455,000	1,660,000	3,979,000	125,000	55,434,000	1,785,000	92.8
June*.....	53,042,000	1,768,000	4,383,000	146,000	57,425,000	1,914,000	92.4
July.....	49,272,000	1,589,000	4,140,000	134,000	53,412,000	1,723,000	92.3
August*.....	48,581,000	1,564,000	5,456,000	176,000	54,037,000	1,740,000	89.8
September.....	48,788,000	1,626,000	10,480,000	349,000	59,268,000	1,975,000	82.3
October.....	53,420,000	1,723,000	10,935,000	352,000	64,355,000	2,075,000	83.1
November*.....	47,205,000	1,574,000	8,887,000	296,000	56,092,000	1,870,000	84.3
December*.....	46,836,000	1,511,000	6,702,000	216,000	53,538,000	1,727,000	87.5
Total.....	581,868,000	1,723,000	70,907,000	2,416,000	652,775,000	2,139,000	89.4
Average.....	48,489,000	1,594,000	5,909,000	194,000	54,398,000	1,784,000	89.4

*Estimated output.

WATERPOWERS

TABLE 3—Continued

1920

Month	Total Output by Water Power	Average Daily Output by Water Power	Total Output by Fuel	Average Daily Output by Fuel	Total Output Both Sources	Total Daily Output	Per Cent of Total Output by Water Power
January.....	50,184,015	1,618,839	8,440,000	272,258	58,624,015	1,891,097	85.6
February.....	43,396,000	1,496,414	4,228,000	145,793	47,624,000	1,642,207	91.1
March.....	57,615,363	1,858,560	4,760,000	153,548	62,375,363	2,012,108	92.4
April.....	57,313,600	1,910,453	4,107,000	136,900	61,420,600	2,047,353	93.3
May.....	59,258,800	1,911,574	3,478,000	112,193	62,736,800	2,023,767	94.5
June.....	64,749,800	2,158,326	3,617,000	120,567	68,366,800	2,278,893	94.7
July.....	64,360,800	2,076,154	3,557,000	114,742	67,917,800	2,190,896	94.8
August.....	59,540,900	1,920,674	3,474,000	112,065	63,014,900	2,032,739	94.5
September.....	58,727,900	1,957,597	3,627,000	120,900	62,354,900	2,078,497	94.2
October.....	60,310,900	1,945,513	4,184,000	134,968	64,494,900	2,080,481	93.5
November.....	58,250,800	1,941,693	3,896,000	129,867	62,146,800	2,071,560	93.7
December.....	47,464,600	1,531,116	4,086,000	131,806	51,550,600	1,662,922	92.1
Total.....	631,173,478	-----	51,454,000	-----	732,627,478	-----	-----
Average....	56,764,457	1,943,909	4,287,833	140,451	61,052,290	2,001,043	93.0

1921

January.....	66,447,000	2,143,000	3,896,000	126,000	70,343,000	2,268,000	94.4
February.....	60,925,000	2,176,000	3,451,000	123,000	64,376,000	2,299,000	94.6
March.....	51,258,000	1,653,000	3,538,000	114,000	54,796,000	1,768,000	93.6
April.....	42,694,000	1,423,000	3,231,000	108,000	45,925,000	1,533,000	93.1
May.....	44,363,000	1,431,000	3,212,000	104,000	47,575,000	1,534,000	93.2
June.....	50,466,000	1,682,000	3,419,000	114,000	53,885,000	1,796,000	93.6
July.....	45,907,000	1,481,000	3,761,000	121,000	49,668,000	1,602,000	92.4
August.....	55,896,000	1,803,000	3,919,000	126,000	59,815,000	1,929,000	93.4
September.....	55,349,000	1,845,000	3,318,000	277,000	63,667,000	2,122,000	86.8
October.....	57,645,000	1,860,000	9,123,000	294,000	66,768,000	2,154,000	86.4
November.....	59,293,000	1,976,000	5,319,000	177,000	64,612,000	2,154,000	91.7
December.....	58,797,000	1,897,000	4,389,000	142,000	63,186,000	2,033,000	93.1
Total.....	649,040,000	-----	55,576,000	-----	704,616,000	-----	-----
Average....	54,087,000	1,781,000	4,631,000	152,000	58,718,000	1,933,000	92.2

1922

January.....	55,964,842	1,895,317	6,255,000	201,774	62,219,842	2,097,091	89.9
February.....	50,373,688	1,799,060	5,175,000	184,821	55,548,688	1,983,880	90.7
March.....	59,369,980	1,916,161	4,880,000	157,419	64,249,980	2,073,580	92.4
April.....	61,219,066	2,040,635	4,254,000	141,800	65,473,066	2,182,435	93.5
May.....	73,387,960	2,387,353	4,440,000	143,226	77,827,960	2,510,579	94.3
June.....	73,931,200	2,464,373	4,369,000	145,633	78,300,200	2,610,006	94.4
July.....	71,857,577	2,317,986	4,377,000	141,194	76,234,577	2,459,180	94.3
August.....	69,913,320	2,255,269	7,472,000	241,032	77,385,320	2,496,301	90.3
September.....	75,139,500	2,504,650	14,530,000	484,333	89,669,500	2,988,983	83.8
October.....	73,985,276	2,386,621	16,432,000	530,064	90,417,276	2,916,686	81.8
November.....	72,851,640	2,428,388	19,473,000	649,100	92,324,640	3,077,488	78.9
December.....	73,721,000	2,378,097	13,192,000	425,548	86,913,000	2,803,645	84.8
Total.....	811,715,049	-----	104,849,000	-----	916,564,049	-----	-----
Average....	67,642,921	2,229,493	8,737,417	287,162	76,380,338	2,516,654	88.6

TABLE 3—Continued

1923

Month	Total Output by Water Power	Average Daily Output by Water Power	Total Output by Fuel	Average Daily Output by Fuel	Total Output Both Sources	Total Daily Output	Per Cent of Total Output by Water Power
January.....	97,854,250	3,156,589	12,609,000	406,742	110,463,250	3,563,331	88.6
February.....	84,021,430	3,000,765	7,182,000	256,500	91,203,430	3,257,265	92.1
March.....	96,397,370	3,109,593	6,256,000	201,806	102,653,370	3,311,399	93.9
April.....	103,713,770	3,457,126	8,510,000	283,666	112,223,770	3,740,792	92.4
May.....	107,363,100	3,463,326	10,122,000	326,516	117,485,100	3,789,842	91.4
June.....	106,382,650	3,546,088	10,961,000	365,367	117,343,650	3,911,455	90.7
July.....	92,102,820	2,971,059	16,138,000	520,581	108,240,820	3,491,640	85.1
August.....	82,453,300	2,659,784	18,122,000	584,581	100,575,300	3,244,365	82.0
September.....	81,652,080	2,721,736	25,820,000	800,667	107,472,080	3,582,403	76.0
October.....	74,553,020	2,404,936	43,461,000	1,401,968	118,014,020	3,806,904	63.2
November.....	65,999,250	2,199,975	42,821,000	1,427,300	108,820,250	3,627,275	60.6
December.....	85,797,250	2,767,653	32,806,000	1,058,258	118,603,250	3,825,911	72.3
Total.....	1,078,290,290	-----	234,808,000	-----	1,313,098,290	-----	-----
Average.....	89,857,524	2,954,884	19,567,333	641,164	109,424,857	3,526,049	82.1

A study of Table 3 will show the following data:

1. The total output of electrical energy in North Carolina has increased over 100 per cent from 1919 to 1923.
2. The total output for 1923 exceeded for the first time one billion kilowatt hours.
3. The output by water-power in North Carolina has increased only 85 per cent from 1919 to 1923.
4. The output by fuel has increased 231 per cent from 1919 to 1923, the greatest increase occurring during the past year.
5. The relative amount of total power generated by water-power was 93 per cent in 1920 and has decreased to 82 per cent in 1923.

On Figure I is plotted the output from electric generating stations in Virginia, North and South Carolina, Georgia, Tennessee, and Alabama, from 1907 to 1923 inclusive. Several facts stand out from an inspection of this figure:

1. North Carolina has, since 1912, rapidly surpassed her neighboring states in the output of electrical power. This output is a sensitive index of industrial development and reflects the acknowledged superiority of North Carolina in this respect. Moreover, a large amount of power generated in South Carolina and Georgia is transmitted into North Carolina for use, and is not indicated on this chart. It is estimated that this amounts to about 250,000,000 kilowatt hours annually.

2. The annual rate of increase in output of electrical energy in North Carolina for each year over the preceding year has been as follows: 1920, 12.3 per cent; 1921, —3.8 per cent; 1922, 30.0 per cent; 1923, 43.3 per cent. The decrease in 1921 was due to the industrial depression of that year. This decrease was less in North Carolina than in other southern states.

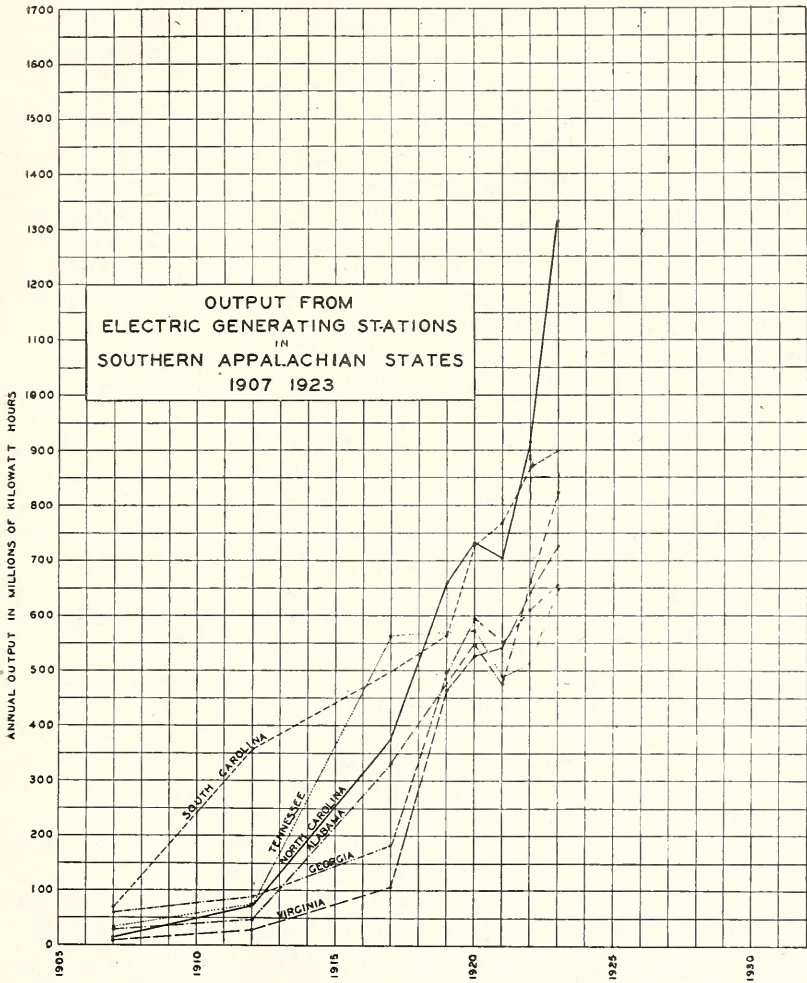


FIGURE 1

3. The annual rate of increase in power output has averaged 20.82 per cent from 1919 to 1923, but has averaged 36.65 per cent during the past two years. The increase of the past year has been almost entirely due to public utility demands. The probabilities are that this rate of increase will decline somewhat during the year 1924, due in part to a sharp curtailment of cotton mill activities, and in part to a decrease in the mileage of new transmission lines constructed.

In 1921 the Survey estimated the total annual output in 1925 would be 1,219,645,000 kilowatt hours, due to an estimated average annual increase of 10 per cent. Manifestly this estimate was too low, since the output for 1923 exceeds that amount. This rate held until several large new steam and water-power plants were constructed.

The tendency to annual rate of increase from North Carolina plants greater than 10 per cent will probably continue for several years, due to two causes: (1) The larger public utility companies plan several new water-power developments which will add some 100,000 h.p. installed capacity in North Carolina, and (2) the increased demands in South Carolina and Georgia will absorb much of the output of plants in those states which has heretofore been available for transmission into North Carolina, making it necessary to produce more power from plants in this state. This will particularly cause a continued increase in the output of power produced by steam. This is discussed in more detail later.

4. The rate of increase in power output is nearly as great in Alabama and Tennessee as in North Carolina. This high rate should continue until these states surpass both South Carolina and Georgia in total output. Both the former states have greater coal reserves than the two latter states, both have greater amounts of potential water-power (see Table 6), and both are more fully industrialized. The probabilities are that one or both these states will approach North Carolina in total output of electrical energy within the next 5 years.

GROWTH OF STEAM-POWER

As noted in the preceding section, the total output of power in North Carolina has increased annually since 1907, but since 1920 the proportion generated by water-power has decreased. Consequently the amount of power generated by fuel has increased. The necessity for steam auxiliary to meet deficiency in hydro power during low-water months has led to the construction of additional steam plants. Table 4 shows the present status of steam-power development in the State.

The situation with regard to steam-power in the State is quite as interesting as that relating to water-power, although given much less attention on the part of the public. It will be noted from Table 4 that there is nearly as much installed steam-power in the State as water-power. Yet North Carolina is commonly considered a great water-power State, obtaining most of her energy from that source.

The past two years have witnessed a large increase both in installed horsepower in steam-electric generating stations and in the output of energy by steam plants. The increase in both has been almost entirely by the public utility companies. The Southern Power Company and the Carolina Power and Light Company have greatly increased the capacity of their steam plants within the two-year period. Reference has already been made to the very large increase in output by fuel power.

TABLE 4.—STEAM-POWER DEVELOPMENTS IN NORTH CAROLINA, 1924

Company	Location	Horsepower	Total Horsepower
Southern Power Co.....	Eno.....	34,000	94,000
	Mount Holly.....	50,000	
	Greensboro.....	10,000	
Carolina Power and Light Co.....	Raleigh.....	5,000	46,650
	Goldsboro.....	1,350	
	Henderson.....	300	
	Brickhaven.....	40,000	
Tidewater Power Co.....	Wilmington.....	15,000	15,000
North Carolina Electric Power Co.....	Marshall.....		7,500
Other public utility plants.....			35,400
Sandhill Power Co.....	Gulf.....		1,500
Manufacturing plants, census of manufacturers, 1919.....			307,724
Estimated additions to manufacturing and miscellaneous plants since 1919.....			2,726
Total.....			510,500

On Figure 2 are shown data relating to monthly output of electric generating stations in North Carolina. The reason for the increased output by steam-power is very evident from a study of the diagrams on this chart:

1. The maximum demand (curves 1 and 3) for power occurs from September to December.

2. This period is that of minimum stream flow, and consequently of water-power production, as shown by the decline of the curves for water-power output, curves 2 and 4.

3. To meet the maximum demand for power which occurs during a period of deficient stream flow necessitates increased steam-power, as shown by the rapid rise of curve 5 during this period each year.

4. The above facts are shown most strikingly by curves 3, 4, and 5, presenting data for public utility plants. The total output rises rapidly in the fall months, and this is met by corresponding increase in fuel power, since the water-power output (curve 4) declines.

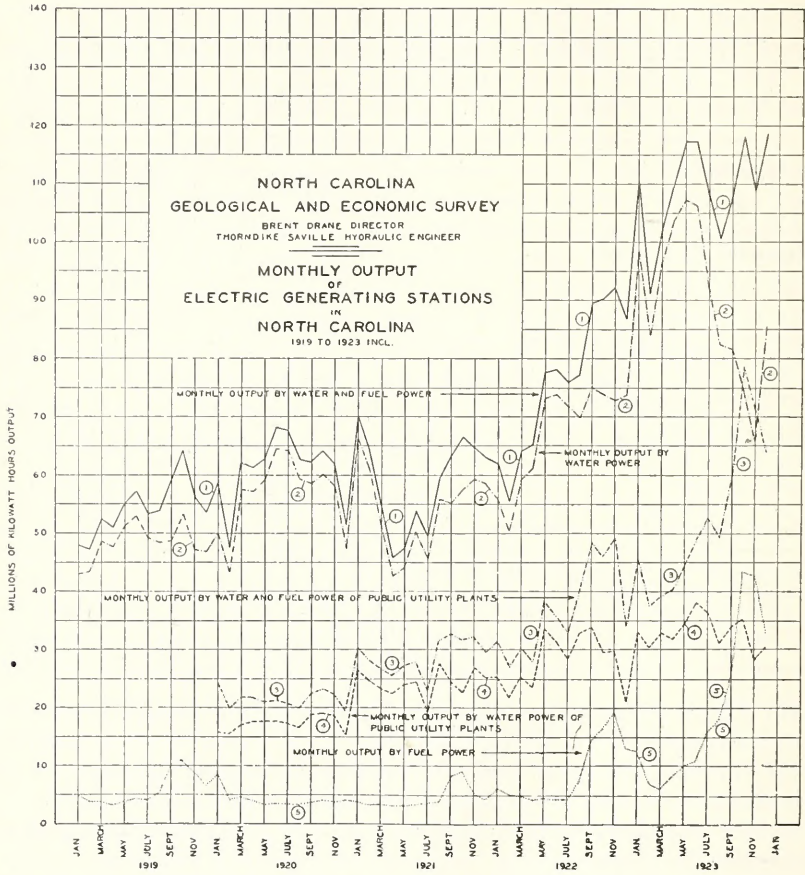


FIGURE 2

It is a striking fact that in spite of the very large storage reservoir on the Catawba at Bridgewater which conserves flood waters for use in dry periods, the Southern Power Company has had to use increasing amounts of steam-power in the fall months. There are no reservoirs in the State, other than Bridgewater, operated primarily for storage purposes, and until more such reservoirs are constructed on North Carolina streams a continued increase in the annual amount of power produced by steam may be expected. Floods on most North Carolina streams are still allowed to run to waste, with the consequent necessity for utilizing coal to produce power which might better be produced by water if floods were stored in part for use during dry periods, as is being done at Bridgewater.

The time will not come for many years, if ever, when it will be economical to completely regulate our rivers by storage, and until then some fuel power will have to be used to supply the deficiency of hydro power in dry periods. However, it is possible to very materially decrease the relative amount of power produced by steam by properly located storage reservoirs, and this is a development to be looked for in the near future.

OUTPUT OF PUBLIC UTILITY POWER

As indicated in Table 1 and the discussion thereof, the power developments of the public utility companies in North Carolina constitute a very large proportion of those producing power for general public and commercial use. The annual output of the several larger public utility generating companies in the Southern Appalachian States is shown graphically from 1919 to 1923 on Figure 3. The data for plotting this figure was taken from statistics in *Electrical World*, April 12, 1924. The output of several of these companies ranks well up in the list of outputs from the large producing companies in the United States.

Monthly data on output of public utility companies in North Carolina is shown graphically on Figure 2, curves 3, 4, and 5, to which reference has been made in the preceding section. It is interesting to note that although the total output of electrical energy from all sources fell off somewhat during the business depression of 1921, the output of public utility power in this State continued to increase, although at a lower rate than before or after that year.

On Figure 4 are shown some important tendencies in the production of public utility power in North Carolina. The outstanding facts indicated by these curves are:

1. The annual output of electrical energy by both water and fuel power has increased each year from 1920 to 1923.
2. The number of tons of coal used annually has increased greatly, but,
3. There has been a marked decrease (curve 2) in the average number of pounds of coal used to produce one kilowatt hour of power. This is of great interest, indicating a marked increase in the efficiency of the steam plants. It is due to the new modern steam plants which have come

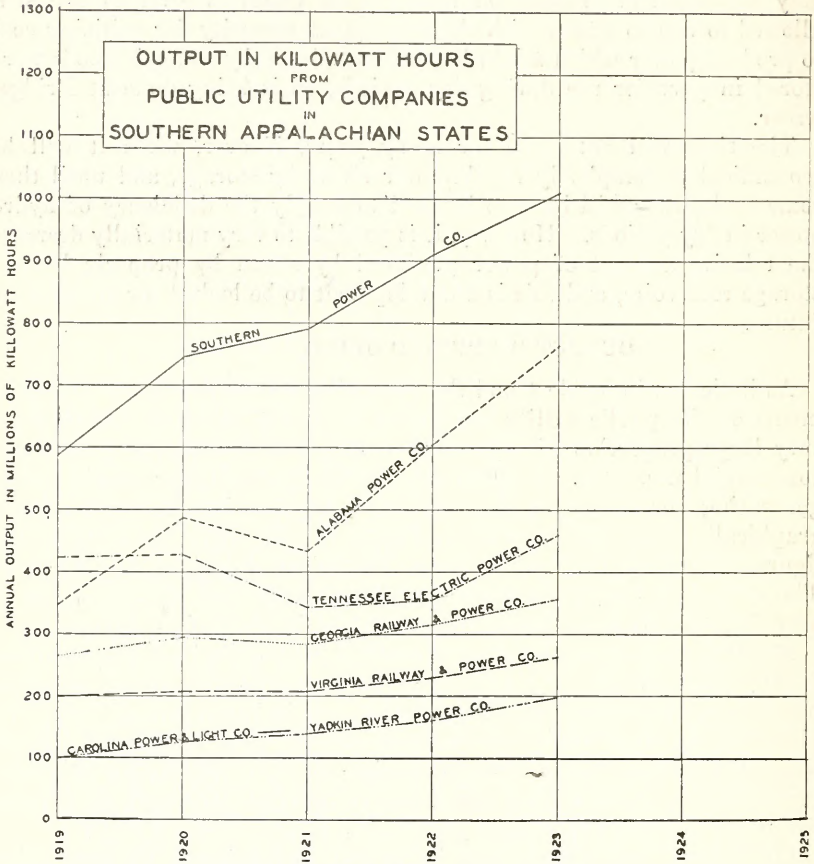


FIGURE 3

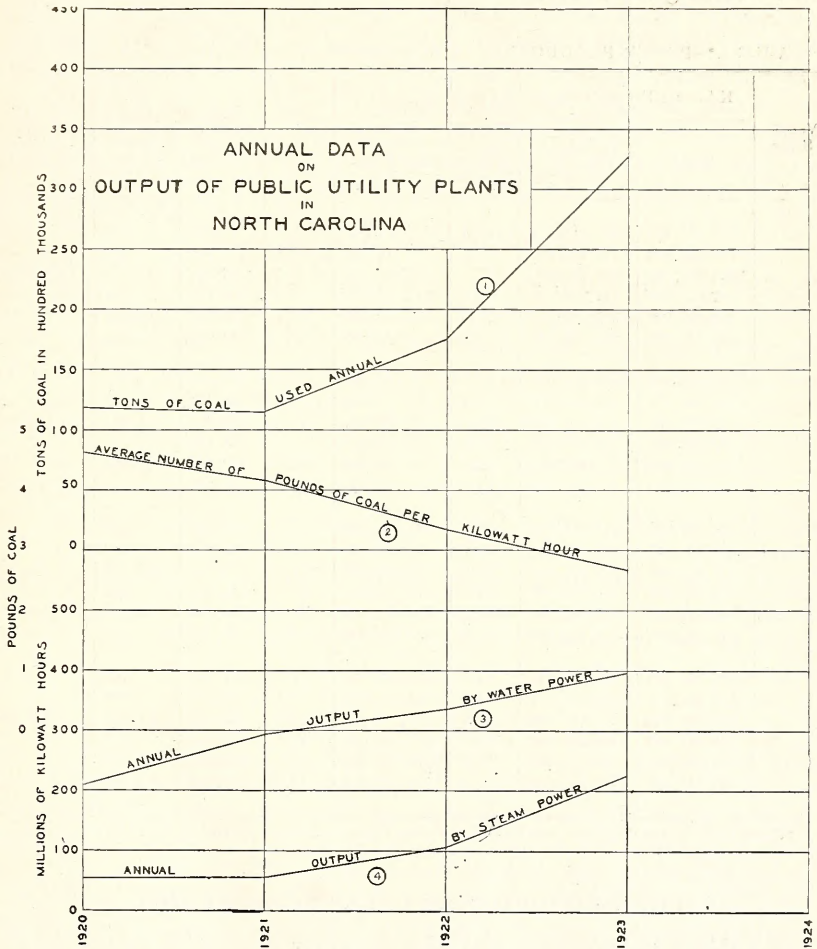


FIGURE 4

into service during the past two years. In 1920 it took on the average 4.6 pounds of coal to produce one kilowatt hour of electrical energy, whereas in 1923 it took only 2.8 pounds to produce the same amount of energy. These are average figures, and certain individual plants produce a kilowatt hour of energy with a coal consumption of less than the amounts given above.

TABLE 5.*—POWER PRODUCTION IN SOUTHERN APPALACHIAN STATES, 1920-1923

Year— State	Kilowatt Hours Output		Per Cent of Total by Water Power	Kilowatt Hours Output by Fuel	Per Cent of Total by Fuel	Fuel Used, Tons of Coal	Fuel Used, Barrels of Oil	Fuel Used, Cords of Wood
	Total	By Water Power						
1920								
N. C.....	732,627,490	681,173,478	93.0	51,454,000	7.0	118,864	1,209	
S. C.....	729,998,000	672,828,000	92.2	57,170,000	7.8	121,144	105	
Ga.....	594,886,000	491,081,000	82.5	103,805,000	17.5	124,305	311,979	3,864,000
Tenn.....	572,615,000	441,034,000	77.0	131,581,000	23.0	289,154	394	
Ala.....	549,668,000	399,372,000	72.6	150,296,000	27.4	248,234	96,663	
Va.....	520,854,000	202,782,000	38.9	318,072,000	61.1	456,321	2,512	
1921								
N. C.....	704,616,000	649,040,000	92.2	55,576,000	7.8	115,722	1,756	
S. C.....	769,699,000	716,687,000	93.1	53,012,000	6.9	104,474	175	
Ga.....	550,964,000	458,468,000	82.6	92,496,000	17.4	102,815	271,955	6,176,000
Tenn.....	489,969,000	361,772,000	73.8	128,197,000	26.2	246,728		
Ala.....	474,390,000	315,041,000	66.4	159,349,000	33.6	218,180	97,458	
Va.....	542,606,000	189,691,000	35.0	352,915,000	65.0	478,851		
1922								
N. C.....	916,564,042	811,715,049	88.6	104,849,000	11.4	175,984	2,324	
S. C.....	868,768,000	814,431,000	93.7	54,337,000	6.3	102,318	380	
Ga.....	611,314,000	512,096,000	83.8	99,218,000	16.2	112,328	253,288	7,484,000
Tenn.....	512,494,000	342,322,000	66.8	170,172,000	33.2	294,601	190	
Ala.....	664,404,000	353,900,000	53.3	310,504,000	46.7	363,380	44,465	
Va.....	643,943,000	222,909,000	34.6	421,034,000	65.4	477,627	258	
1923								
N. C.....	1,313,098,290	1,078,290,290	82.1	234,808,000	17.9	327,120	4,367	
S. C.....	894,893,000	834,185,000	93.2	60,708,000	6.8	99,014	777	
Ga.....	656,046,000	554,825,000	84.6	101,221,000	15.4	94,864	277,015	5,865,000
Tenn.....	649,484,000	442,320,000	68.1	207,164,000	31.9	349,459	1,601	
Ala.....	823,216,000	550,196,000	66.9	273,020,000	33.1	320,324	35,558	
Va.....	729,641,000	210,349,000	28.8	519,292,000	71.2	555,366	2,047	

*Except for North Carolina and in part for that State, the statistics in this table have been compiled from reports of the U. S. Geological Survey.

POWER PRODUCTION IN SOUTHERN STATES

In Table 5 are presented statistics on power production in the Southern Appalachian States. Column 2 has been plotted as Figure 1, and referred to previously. Outstanding elements of interest in this table are:

1. North Carolina produces the greatest amount of electrical energy of any of these states.
2. North Carolina has dropped from first place in 1920 to third place in 1923 in the per cent of power produced by water-power.

3. North Carolina has risen from sixth to fourth place in the percentage of power produced by fuel.

4. In spite of a comparable rate of increase in total power output, and in spite of large producing coal fields in several of the states, in none of the other states has there been such a marked increase in the percentage of power produced by fuel. Moreover, in none of the other states, except Tennessee, is there the amount of undeveloped water-power that there is in North Carolina. This indicates that North Carolina, for the past two years, has not compared favorably with the other states in the development of new water-power projects. In part, this is due to the possibility of obtaining cheap power from South Carolina developments, but in part it indicates a backwardness in water-power development on the part of some of the public utility companies in North Carolina.

SOURCES OF WATER-POWER

It is clear that the great demand for power in the next decade will tax the water-power resources of the State to the utmost; and in this engineers are interested from two points of view, first, where are the available undeveloped water-powers located? and, second, how can they be most economically developed?

The supply of power to North Carolina from extra-state sources has already reached large proportions. This tendency will doubtless increase, but is affected by the following factors:

1. Many of the sites on Eastern North Carolina streams owned by the larger power companies and susceptible of economic development have already been developed. These companies operate also in South Carolina, and are able at present to generate at plants in that state an excess of power over local demands, and transmit it for use to North Carolina cheaper than an equivalent amount of power could be developed in this State.

2. Similarly, power companies operating in North Carolina have found it cheaper to purchase large amounts of excess power available in Alabama and Georgia and relay it for use to this State, rather than develop an equivalent amount of power at new plants in North or South Carolina.

3. The ability to interchange power among the various Southern Appalachian States is one of the principal factors affecting the low rates for electrical energy obtaining in these states, and in turn this attracts industrial development. A striking instance of such interchange was afforded in the fall of 1921, 1922, and 1923, when the Carolina Power and Light Company plants suffered diminished output from severe drought. An arrangement was effected whereby the steam plant of the U. S. Government at Sheffield, Alabama, was leased for the use of power companies in the southeastern zone. The output of this plant being used in Alabama made possible transmission of an equivalent amount of energy to Georgia, where it was used. The same amount of energy

from Georgia plants was sent into the Southern Power Company's system in North Carolina, from which an equivalent amount was finally transmitted to the Carolina Power and Light Company. The total distance over which this interchange took place was nearly 1,100 miles. No interchange of power on such a large scale over such a distance is possible anywhere else east of the Rocky Mountains.

4. The excellence and efficiency of the interconnected transmission systems of the Southeastern States will affect the progress of power developments in those states. Normally there will be a tendency to develop the cheapest sites in each state, selling excess power, if there is any, to markets in adjacent states. This will tend to delay the development of less attractive sites in all of the states.

5. As stated previously, many of the most attractive sites in North Carolina have been developed. Many other large sites remain undeveloped, but their development can be attained only at a greater unit cost than in the case of most of the earlier plants. A condition is now arising, with power demand considerably in excess of power supply, where one of three alternatives or some combination thereof must be met, namely:

(a) Less attractive sites, or sites more distant from present markets, must be developed in North Carolina. This means greater unit costs and consequently increased power rates. As a matter of fact, even favorable sites cost much more to develop today than a few years ago. The location of the undeveloped water-power in the State has an important bearing upon the cost of power to present industries, and upon the location of new industries. Of the estimated undeveloped water-power available, not more than 15 to 20 per cent is located upon streams draining to the east of the Blue Ridge and passing relatively near to the present industrial sections of the Piedmont portion of the State. Much the greater amount of the undeveloped power lies on streams flowing into the Tennessee, and is remote from present industrial development. From this there will probably arise two results: (1) new industrial development will grow up in Western North Carolina near to the available power supply, and (2) power from western sources will, at some future time, be transmitted to the industrial regions of the Piedmont. This will mean greater loss in transmission and increased rates to eastern consumers.

(b) Power will be transmitted into North Carolina from adjacent states, but as power demands in these states grow, less attractive sites there must be developed. Moreover, new sites for development are in general at greater transmission distance from North Carolina. Either condition will make cost of extra-state power greater than now, and hence necessitate increased rates.

(c) Rates sufficient to earn a proper return upon the increased investment will not be forthcoming, in which event increased power development in or transmission of power to North Carolina will cease.

6. The facts set forth above present serious problems to those who are concerned with future power development and industrial growth in North Carolina. It seems evident that a thorough and impartial investigation of the situation as affecting costs of development, location of undeveloped sites, rates, transmission and availability of extra-state power, etc., should be made by a properly constituted commission.

It is folly to assert that North Carolina possesses sufficient undeveloped water-power to meet the needs of industry for the next fifty years, or for any definite period in the future. Expressed in terms of potential power, this may be true, but a large proportion of that power cannot be economically developed under conditions which exist now or are likely to exist in the near future. For the period in advance with which we are concerned, coal or other fuel must continue to play an important part as auxiliary to many water-power developments in this State. Any investigation of undeveloped water-power developments must recognize at the outset that this power can only be developed with a maximum of efficiency and economy by considering the inter-relation of the three important factors of storage, steam auxiliary, and inter-connection.

The mere statement that North Carolina possesses 2,000,000 horsepower in potential power means nothing unless data are given as to what assumptions have been made in obtaining that figure. Some authorities will state that the total flow of the streams is so many cubic feet, the total fall between certain districts so many feet, and that there results so much potential power. This is quite misleading, since often a large amount of the total fall of a stream cannot be utilized by power developments, and many good sites are located on streams so remote from present industrial centers that transmission costs preclude their development. Moreover, a large amount of potential power in this State is contained on small streams, the development of some of which is not economical under the present conditions of power generation and power market. Doubtless in the next ten years the value of power will make economic development possible on many small streams not now developed. For this reason, the North Carolina Geological and Economic Survey, in its district investigations of water-power, lists many potential powers of from 500 to 5,000 horsepower, which may later be a valuable addition to the power supply.

The U. S. Geological Survey, in 1919, estimated the potential water-power resources of the several states. The estimates were based on 90 per cent of the available fall in the streams and on 75 per cent over all efficiency of power plants. The power from stream flow available for 90 per cent of the time and for 50 per cent of the time was then computed. While the actual figures of horsepower are not regarded as very accurate, the relative standing of the various states as regards potential water-power is probably fairly well represented by this analysis. In Table 6 is shown the relative amounts of potential power available

for 90 per cent of the time in the states east of the Mississippi. North Carolina has more potential water power on this basis than any other eastern state except New York, which includes the great Niagara powers.

TABLE 6.—STATES EAST OF THE MISSISSIPPI RIVER RANKED IN ORDER OF MINIMUM POTENTIAL WATER-POWER RESOURCES

State	Per Cent of Total Potential Power in United States	Per Cent of Potential Power East of Mississippi River
New York.....	3.71	16.0
North Carolina.....	2.07	8.9
Alabama.....	1.82	7.8
Virginia.....	1.76	7.6
Tennessee.....	1.66	7.2
South Carolina.....	1.64	7.1
Maine.....	1.59	6.9
West Virginia.....	1.36	5.9
Georgia.....	1.34	5.8
Wisconsin.....	1.29	5.5
Pennsylvania.....	.99	4.3
Illinois.....	.69	3.0
Michigan.....	.64	2.8
New Hampshire.....	.48	2.0
Massachusetts.....	.43	1.85
Vermont.....	.33	1.43
Kentucky.....	.30	1.28
Connecticut.....	.26	1.11
Ohio.....	.21	.90
Maryland and District of Columbia.....	.17	.72
New Jersey.....	.16	.68
Indiana.....	.16	.68
Mississippi.....	.11	.46
Florida.....	.03	.43
Rhode Island.....	.02	.09
Delaware.....	.02	.09
	23.23	100.00

The power available 90 per cent of the time is based on the average minimum flow for the two lowest periods of seven consecutive days in each year for seven years, and does not represent the actual minimum flow obtaining for a single day. Such a low flow is of too short duration to affect a power development. The power available 50 per cent of the time is based on continuous power indicated by the flow of a stream for the six months of the year (not necessarily consecutive) showing the highest flow during a period of seven years. This is the basis used by the United States Geological Survey in calculating the water-power resources of the states of the Union. It unduly favors those western states having 85 per cent to 90 per cent of the total rainfall in those six months, since for the remaining six months often there is practically no stream flow at all. Development for the maximum six months run-off in the west is dependent on enormous storage, much greater than needed for

the same run-off in the eastern states. Modern practice in power projects indicates a tendency to develop for this maximum six months run-off, and consequently the "power available 50 per cent of the time" indicates more nearly what power may be economically developed by water-power with steam auxiliary. The "maximum power with storage" is a quantity dependent upon the volume of water that may be impounded by a reservoir and used to carry the plant over periods of deficient flow. It is thus variable for every stream and each development, and is presented merely as an approximate estimate. From the experience of the authorities quoted above and from its own investigations the North Carolina Geological and Economic Survey estimates the potential water-power resources of the State as follows:

Potential water-power available 90 per cent of the time....	578,000 h.p.
Potential water-power available 50 per cent of the time....	875,000 h.p.
Maximum power with storage.....	2,000,000 h.p.

A distinction should be drawn between potential power and that economically available. Doubtless within the next twenty or thirty years many water-power sites not now considered possible of economical development may become of great value with increase in cost of coal and new inventions in generation and transmission of power. At present, however, a considerable proportion of the theoretical undeveloped potential power is not economically usable. It is proper, therefore, that States should classify their undeveloped water-powers in accordance with the availability for development during a reasonably near period.

Of the potential power now undeveloped there is probably some 500,000 horsepower available at sites suitable for economical construction and not under the control of any of the larger power companies. This eliminates, for instance, the Little Tennessee. The North Carolina Geological and Economic Survey has investigated sites in Wilkes, Surry, Clay, Cherokee, Randolph, Stokes, and Moore counties, totalling some 250,000 continuous horsepower, ranging in installations of from 500 horsepower to 90,000 horsepower capacity. The Survey is carrying on similar investigations as funds permit. Large available undeveloped powers remain on the Hiawasse, Nottely, French Broad, Watauga, Toe, and New rivers in Western North Carolina, and on the Yadkin, Deep, Haw, Dan, and Cape Fear rivers in Central North Carolina. Investigations are now in progress on some of these streams through coöperation with county or local authorities.

USE OF POWER

The water-power resources of the State are by no means inexhaustible. Their effective and economic use depends upon the three factors of steam auxiliary, storage, and interconnection. All of these are closely related to the load factor.

Load factor is much talked about and is important in discussions of output and operation of generating stations. It is a term frequently not understood by laymen and engineers not concerned with power studies. "The load factor of a machine, plant, or system is the ratio of the average power (output) to the maximum power (output) during a certain period of time. The average power is taken over a relatively long period of time, as a day or a year, while the maximum is taken over a short interval of the maximum load during that period." Thus, if the average daily load on the plant is 300 kilowatts, while during a half-hour of maximum demand the peak load is 900 kilowatts, then the load factor for a half-hour is $33\frac{1}{3}$ per cent. Since there must be a machinery installation (in an isolated plant) sufficient to carry the peak load, it is evident that during the major portion of the day a large part of the machinery is idle. By interconnecting the plant with other plants whose peak load may come at a different time, or by purchasing power from an interconnected system during peak load, or by improving the load conditions through diversity of demand, the load factor may be increased. Each and all of these results in far greater economy of operation, and less idle machinery for less time.

Steam Auxiliary.—On most North Carolina streams storage is difficult to obtain, and is frequently not sufficient to fully develop even the average flow of the stream. Recourse must be had to steam auxiliary plants. Most effectively these should be central station plants, interconnected with the hydro-electric system, and with surplus equipment to be used during times of deficient hydro-electric output. For the proper utilization of large steam generating stations considerable quantities of cheap water are needed for condensing purposes. The Survey is prepared to aid in locating such supplies. They are especially adapted to stations on the Coastal Plain where ground water may be available.

Storage.—The success of a hydro-electric project is in direct proportion to continuous operation of all its hydraulic installation. This is affected by load factor and availability of sufficient water to meet all demands for power. The latter is afforded by storage reservoirs to supply the deficiency of dry seasons. This factor is also related to that of flood prevention and navigation. The proper development and use of storage is all too frequently neglected in this State. It is a short-sighted policy which allows first cost of flood rights to outweigh economic gain from large storage. The benefits are so great in many ways that a great deal of preliminary detailed study can be afforded. It is proper that some State and National body be charged with the correlation of the various factors influenced by storage reservoirs. The Federal Power Commission looks after this matter for the Government and the State Geological and Economic Survey for the State.

Flood Control and Navigation.—Storage affects to a large degree both the control of floods and navigation, serving to retain flood waters for use during periods of low flow and to maintain a more regular and con-

stant depth for purposes of navigation. On account of the many important relations which headwater storage bears to stream conservancy the State Geological Survey is glad to enter into coöperative arrangements for storage investigations, bearing part of the expense, performing the field work, and rendering a printed report.

Interconnection.—Individual public-service central stations and many manufacturing establishments are, as a rule, unable to maintain a load factor in excess of 25 or 30. By interconnections of units, excess power from regions having an abundance of flow or cheap steam-power may be transmitted to sections of deficient flow, or a peak load at one place may be met with power from another place where the peak load occurs at a different time. The load factor may be thus greatly improved. This makes for large increase in efficiency, and is the basis of the Super-Power Survey recently conducted for the northeastern seaboard. Interconnection has already been carried to a high degree in this region, but many of the smaller central stations and isolated plants are still units by themselves. Interconnection will result in economy of operation and conservation of coal, and is greatly to be desired.

ENGINEERING INVESTIGATIONS

There is one important adjunct of successful water-power development in the South which has received altogether too little attention. This is the matter of engineering studies and investigations. In the North and West, it may be asserted, there are few hydro-electric plants of any considerable size which have not received a far greater degree of scientific study than those of similar magnitude in the South. Particularly is this true as relates to purely scientific investigations of rainfall, stream flow, and evaporation.

Intensity records of rainfall, which are of such great importance in their relation to floods and to design of spillways and storm sewerage systems, are kept at only five stations in the State, and only two of these (Charlotte and Asheville) are located in the vicinity of any water-power projects.

Stream discharge stations have been maintained on the principal streams of the State for a number of years through the coöperation of the United States and North Carolina Geological Surveys. In other states in the South the power companies have seemed to recognize better the great value of stream gauging, and have coöperated in paying the expenses of making such measurements. A great deal of valuable data could be collected in this State by similar coöperation.

The records which we have vary in length from a few gaugings to complete records for twenty-five years. There are, however, few long-time records, and on many streams there is not even a record for a whole year. The run-off from the mountain streams, where high heads and relatively constant flow occur, is especially lacking. The design of all water-power projects is dependent upon stream-flow records, and the

longer the record the more valuable it is in providing a basis for proper design. Many more gauging stations are needed in the State, and both the United States and State Geological Surveys have requested additional funds for this purpose. It is, however, very difficult to persuade the average legislator of the importance of such work.

During the past three years the State Survey has located twelve new gauging stations upon streams in this State, and the United States Army engineers engaged in the Tennessee River Survey have established a number of new stations on Western North Carolina rivers draining to the Tennessee. The North Carolina Geological and Economic Survey will shortly issue a revision of its Bulletin 20, bringing down to date all the data available in the State relating to stream gaugings. At present there are maintained over fifty gauging stations on North Carolina streams.

The importance of storage and the large part it must play in economic utilization of power has been mentioned elsewhere. Of prime importance in storage studies is the amount of evaporation for which to provide. Few pan measurements have ever been recorded in the Southern States for a period of a single year. In the North and West again we find quite a sufficiency of data, but here the engineer can only make a poor guess. As a beginning, the State Geological Survey, in coöperation with the University, has established an evaporation station at Chapel Hill, and measurements began in March, 1921. This is a land station, and consequently the data compiled can only be used approximately for computing evaporation from water surfaces. One of the more progressive power companies has also agreed to place an evaporation pan on its reservoir. Valuable results will be obtained from this.

A question now engaging the attention of all forward-looking power companies is that of reforestation. The most serious condition attending the construction of reservoirs on large streams in North Carolina is the loss of storage through deposits of silt. No economic method of silt removal has yet been devised. Silt is a result of deforestation. Reforestation and protection of existing forest covers vitally affect the future of power development in the Southern States. The State Geological and Economic Survey has on its staff the State Forester and a corps of experts especially trained in forestry problems. Their advice and services are at the disposal of those interested in forestry as affecting storage and stream flow.

CHAPTER VIII

FISHERIES AND FISHING

The fishing industry has made great strides during the past biennial period and has come to be the great industry of the coastal counties of the State. Its progress has been greatly aided in the past few years, and especially during the past two, by the active coöperation of the Fisheries Commission and the workers themselves. Progress has been made along a well ordered plan of action, which is developing this industry with regard to sound business methods.

A comprehensive law relating to the activities of all persons engaged in fishing for commercial purposes was enacted by the General Assembly of 1915. This law encountered strenuous opposition when its provisions first became known, but those interested in fishing for a livelihood appear to have become reconciled and the authorities now find little difficulty in effectively directing the legal machinery governing fishing operations in the State.

Not only has the operation of the statute resulted in harmony among those engaged in the industry, dispelling the confusion and assuaging the bitterness existing in former days; it likewise yields much more in revenue to the State than the cost of enforcement. Capt. John A. Nelson, the present commissioner, is making a record of economy, efficiency, and general development which presages big things for the future of North Carolina fisheries.

Some idea of what has been accomplished may be obtained from the oyster portion of the industry alone. With the opening of New Inlet at a cost of approximately \$100,000, a move which will prove greatly beneficial to the fishermen, there have been built five fish hatcheries costing about \$85,000. During the past nineteen months over a million bushels of oysters were planted and the result has been immediate. The yield of oysters during the biennial period was 972,438 bushels, valued at \$486,219. This is a great improvement over two years ago, when the total was 500,000 bushels, valued at \$125,000.

The total value of the products garnered from the coastal streams of North Carolina and along its long coast line was \$4,173,186, this representing a period of nineteen months prior to the time when the statistics for this report were gathered. The value of the fin fish products was \$3,054,614, while the shellfish products were valued at \$1,118,572.

North Carolina has a coast line of nearly three hundred miles in length, but there are numerous sounds and indentations, so that the total length of the waterways in which the fishermen ply their trade is close

to fifteen hundred miles. The sounds of Currituck, Albemarle, Croatan, Roanoke, Pamlico, Core, and Bogue all have contributed their products to the fishermen during the period covered by this report.

It is possible now to obtain North Carolina fish foods (that is, fish caught along the North Carolina coast) in practically all sections of the State and fresh from the waters. The oysters, which are gathered along North Carolina coastal regions, are now to be found supplanting those which previously had been shipped into the State from other oyster grounds. Another industry is being builded in the State to take the place of imported products and the money of North Carolina is being used to purchase the fish products of its own fishermen instead of enriching the coffers of those of other states.

The yield of fin fish, according to figures compiled, was valued at \$2,251,373 for the period reported upon, this representing 26,285,618 pounds of fish food. The value of the shrimp caught was \$51,072, representing 638,400 pounds. Menhaden also were caught in large quantities, 250,723,000 of these fish being brought to shore, with a value of \$752,169. The total value of the fin fish products was \$3,054,614.

A value of \$486,219 was placed on the 972,438 bushels of oysters sold, a new high-water mark for this portion of the industry. Of clams there were 48,105 bushels used, with a value of \$98,210, while the 148,840 gallons of delectable escallops brought a price of \$446,520. Soft-shell crabs caught along the North Carolina coast also were served all over the State during the past biennial period, 91,200 dozen of these being sold for \$68,400. The value of the crab meat obtained from the hard-backed variety of crustacean was \$19,223, this accounting for 10,735 gallons of the product. The total value of shellfish food was \$1,118,572.

The combined value of water products from December 1, 1922, to June 30, 1924, the total period actually covered by figures reported on the industry, was \$4,173,186.

The value of boats employed in this industry during the period was \$1,702,424; nets, \$595,849; and other apparatus, \$24,398. The total valuation of property was \$2,322,671.

All told, 10,900 persons were employed during the period, as follows: 2,000 in the operation of 5,713 pound nets; 500 in handling 3,118 yards anchor gill nets; 150 for 2,846 yards stake gill nets; 200 for 1,229 yards drift gill nets; 7,050 in operating 24,873 seines and haul nets; 900 in directing 43 purse seines of 13,500 yards and a similar number of boats, with total capacity of 5,017 tons, and 100 in handling 5,331 fyke and trawl nets.

The fish producing counties are: Bertie, Beaufort, Brunswick, Carteret, Camden, Chowan, Craven, Currituck, Dare, New Hanover, Pamlico, Pasquotank, Perquimans, Tyrrell, and Washington.

The following tables give detailed information by counties comprising the coastal region of the State:

APPROXIMATE LENGTH AND WIDTH OF THE DIFFERENT SOUNDS
AND RIVERS OF NORTH CAROLINA WHICH ARE NAVIGABLE

Name	Length	Width (at Mouth)
North River.....	15 miles	2 miles
Pasquotank River.....	35 "	3 "
Alligator River.....	5 "	$\frac{3}{4}$ "
Alligator River (East Fork).....	$5\frac{1}{2}$ "	$\frac{3}{4}$ "
Long Shoal River.....	5 "	2 "
Pungo River.....	20 "	2 "
Bay River.....	25 "	1 "
Neuse River.....	60 "	*5 "
Trent River.....	35 "	$\frac{1}{4}$ "
White Oak River.....	12 "	1 "
New River.....	40 "	2 "
Chowan River.....	75 "	†3 "
Roanoke River.....	150 "	† $\frac{1}{4}$ "
Little River.....	15 "	2 "
Perquimans River.....	30 "	1 "
North Landing River.....	10 "	$\frac{1}{2}$ "
Scuppernong River.....	25 "	1 "
Cashai River.....	30 "	$\frac{1}{4}$ "
Middle River.....	6 "	$\frac{1}{4}$ "
Albemarle Sound.....	55 "	15 "
Pamlico Sound.....	75 "	25 "
Core Sound.....	30 "	5 "
Bogue Sound.....	22 "	3 "
Roanoke Sound.....	13 "	4 "
Bear Sound.....	5 "	
Stump Sound.....	22 "	
Browns Sound.....	12 "	
Swan Quarter Bay.....	3 "	$1\frac{1}{2}$ "
West Bay.....	8 "	4 "
Rose Bay.....	6 "	2 "
Jones Bay.....	15 "	1 "

*To Raleigh. †Over Virginia line.

TABLE A—GIVING THE CATCH OF FISH FOR 1923 AND 1924

Species	Bertie County		Beaufort County	
	No. Pounds	Value	No. Pounds	Value
Bluefish.....		\$.....	202,290	\$ 13,133.14
Mulletts.....			2,649	78.51
Perch.....			67,703	5,110.89
Shad.....	150,000	37,500.00	167,475	26,029.37
Trout.....			1,243,862	42,232.42
Bass.....			156	15.60
All others.....	1,350,000	45,500.00	792,101	15,722.85
Totals.....	1,500,000	83,000.00	2,475,236	102,322.78

Species	Carteret County		Camden County	
	No. Pounds	Value	No. Pounds	Value
Bluefish.....	406,733	\$ 29,505.51		\$.....
Mulletts.....	680,418	45,427.76		
Perch.....	812	34.22		
Shad.....	107,984	39,033.35	100,000	25,000.00
Trout.....	1,383,728	92,567.43		
Bass.....	230	21.20		
All others.....	1,219,022	46,948.27	100,000	8,000.00
Totals.....	3,798,927	253,538.34	200,000	33,000.00

Species	Chowan County		Craven County	
	No. Pounds	Value	No. Pounds	Value
Bluefish.....		\$.....	14,273	\$ 1,398.30
Mulletts.....			41,197	3,892.60
Perch.....			17,591	1,557.30
Shad.....	600,000	150,000.00	230,244	44,177.10
Trout.....			180,166	18,830.04
Bass.....				
All others.....	1,600,000	53,000.00	345,025	17,983.34
Totals.....	2,200,000	203,000.00	828,501	88,038.68

TABLE A—GIVING THE CATCH OF FISH FOR 1923 AND 1924—Continued

Species	Currituck County		Dare County	
	No. Pounds	Value	No. Pounds	Value
Bluefish.....		\$.....	120,449	\$ 8,477.72
Mullet.....				
Perch.....	51,055	2,591.94	16,299	536.72
Shad.....	200,000	50,000.00	1,501,447	375,229.52
Trout.....			41,925	2,483.86
Bass.....	60,361	5,615.29	24,457	2,561.48
All others.....	563,063	41,736.30	3,302,122	198,715.60
Totals.....	874,479	99,943.53	5,006,699	588,104.90

Species	New Hanover County		Pamlico County	
	No. Pounds	Value	No. Pounds	Value
Bluefish.....		\$.....	10,351	\$ 681.06
Mullet.....	370,217	25,936.31	8,707	665.93
Perch.....				
Shad.....			60,256	13,663.39
Trout.....	23,612	2,488.26	397,798	18,431.74
Bass.....			72	10.75
All others.....	33,346	3,616.61	251,108	5,401.67
Totals.....	427,175	32,041.18	728,292	38,854.54

Species	Pasquotank County		Perquimans County	
	No. Pounds	Value	No. Pounds	Value
Bluefish.....	78,850	\$ 9,620.00		\$.....
Mullet.....	95,981	9,523.10		
Perch.....	189,689	17,977.04		
Shad.....	387,438	103,832.70	250,000	62,500.00
Trout.....	677,298	66,869.80		
Bass.....	212,425	40,686.42		
All others.....	1,931,513	159,042.97	1,200,000	56,000.00
Totals.....	3,573,194	407,552.01	1,450,000	118,500.00

TABLE A—GIVING THE CATCH OF FISH FOR 1923 AND 1924—*Continued*

Species	Tyrrell County		Washington County	
	No. Pounds	Value	No. Pounds	Value
Bluefish.....		\$.....		\$.....
Mullets.....				
Perch.....			3,876	280.35
Shad.....	200,000	50,000.00	153,230	38,366.75
Trout.....				
Bass.....				
All others.....	1,700,000	76,000.00	1,165,909	38,830.55
Totals.....	1,900,000	126,000.00	1,323,015	77,477.65

Species	Carteret County		Brunswick County	
	No. Fish	Value	No. Fish	Value
Menhaden.....	87,800,000	\$ 263,400.00	162,923,000	\$ 488,769.00

CHAPTER IX

FARMS AND FARM LABOR

The tendency on the part of farm labor to leave agricultural pursuits for wage opportunities offered in commercial or industrial centers continues to exist and farmers complain that they are unable to meet competitive wage scales offered in the urban labor market. The present demand for farm labor is in excess of the visible supply, and, while it is to be hoped that labor conditions will improve, it is hardly probable that a sufficient army of agricultural workers can be mobilized to fully meet the needs of the farmers during the cropping year of 1925.

Fertility of land is reported well maintained generally over the State, which retains its place near the head of the list of American commonwealths in the value and variety of its agricultural products, according to area and population. The diversity of products serves as a safeguard to the State, and enables energetic farmers to reap the benefits of double crops, consisting of late corn and vegetables of various kinds.

The shortage of desirable labor serves as a serious check to progress on the farm, and the coöperation of all interested is needed in working out a just and equitable distribution of our labor supply. The exodus of strong, able-bodied male adults from the farms to the cities and towns has become more noticeable. Shortage of labor on the farm accounts for shortage in production and increased cost of food products to the consumer.

Good prices for cotton, tobacco, and other products, improved highways and evidences of progress along various lines of endeavor are contributing factors in enabling the farmers to become better pleased with future prospects.

The educational and financial condition of our agricultural population shows continued improvement. Country life is coming to be more and more attractive for the reason that rural communities are constantly being supplied with conveniences and amusements which make for happiness and contentment.

The following tables, compiled in collaboration with the Coöperative Crop Reporting Service of the State and Federal Departments of Agriculture, present facts touching crop conditions in the State which, it is hoped, will be of general interest to the public.

NORTH CAROLINA FARM

County	Acres Cultivated			General			
	Total Taxed Acres	By Owner, Acres	By Tenants, Acres	Tobacco, Acres	Cotton, Acres	Corn, Acres	Wheat, Acres
Alamance.....	263,000	56,846	24,130	7,567	6,263	28,302	14,819
Alexander.....	162,438	32,240	11,658	1,293	8,042	15,368	8,108
Alleghany.....	276,000	21,963	4,060	263		7,585	1,433
Anson.....	341,599	31,840	67,906	788	50,356	30,710	3,982
Ashe.....	143,378	27,078	7,452	16		16,471	3,153
Avery.....	139,000	19,390	964			4,475	261
Beaufort.....	475,000	55,080	23,315	9,110	20,501	32,578	125
Bertie.....	410,000	32,976	59,454	3,374	28,076	27,943	54
Bladen.....	529,000	43,297	23,675	3,341	20,467	33,413	67
Brunswick.....	469,000	1,898	4,914	918	1,488	11,022	12
Buncombe.....	351,000	57,977	15,895	612		28,570	7,014
Burke.....	314,414	30,525	14,682			19,465	9,146
Cabarrus.....	222,392	43,268	59,584		35,790	32,508	14,821
Caldwell.....	268,000	28,462	13,595	749		18,955	6,643
Camden.....	114,000	13,221	18,594		7,355	14,113	9
Carteret.....	299,000	14,154	8,621	2,406	2,891	7,708	27
Caswell.....	261,495	19,393	31,588	14,191	3,000	18,171	6,527
Catawba.....	253,000	58,146	26,879	43	26,242	24,315	26,064
Chatham.....	440,000	63,554	30,675	1,019	21,184	37,847	15,877
Cherokee.....	320,029	20,781	10,491	68		18,373	529
Chowan.....	109,000	17,583	19,641	246	11,476	12,277	133
Clay.....	175,000	no report					
Cleveland.....	314,455	48,605	58,767	85	59,221	36,660	4,633
Columbus.....	523,000	55,661	21,434	10,393	3,772	35,021	82
Craven.....	408,000	34,928	25,265	11,356	6,818	26,912	148
Cumberland.....	356,399	47,436	60,835	981	65,336	39,175	384
Currituck.....	131,423	17,295	17,930		4,981	15,110	43
Dare.....	387,000	1,045	45		40	269	
Davidson.....	353,000	62,620	28,153	4,479	6,117	21,992	21,533
Davie.....	167,178	23,891	29,299	1,753	9,314	16,995	13,020
Duplin.....	483,306	54,360	49,536	15,968	18,901	47,273	98
Durham.....	188,000	16,413	29,932	8,461	5,737	16,293	3,648
Edgecombe.....	313,000	33,421	123,301	13,846	68,471	36,420	212
Forsyth.....	237,710	48,532	28,442	10,267	937	19,868	18,515
Franklin.....	297,977	32,391	64,067	12,213	43,943	33,455	598
Gaston.....	215,000	40,065	46,285	307	37,122	33,155	5,853
Gates.....	191,000	21,142	15,746	150	9,803	14,475	3
Graham.....	145,000	8,300	1,018	78		6,725	
Granville.....	334,000	30,831	44,679	18,117	15,029	29,610	3,455
Greene.....	162,000	14,431	54,135	17,587	21,984	24,170	12
Guilford.....	396,433	96,516	26,139	13,634	2,691	37,947	22,546
Halifax.....	447,978	47,200	92,081	3,814	65,868	40,510	188
Harnett.....	542,000	51,291	41,319	4,072	48,112	32,106	1,088
Haywood.....	349,303	16,305	7,202	324		10,948	3,077
Henderson.....	202,000	28,033	7,982	273		19,930	975
Hertford.....	214,000	15,638	45,615	1,326	19,481	17,644	52
Hoke.....	169,000	12,282	34,594	2,139	23,765	15,405	792
Hyde.....	408,354	18,175	24,712	5	6,095	20,636	85
Iredell.....	358,000	69,900	63,302	795	46,875	41,775	21,615
Jackson.....	309,000	21,604	4,488			13,102	2,666
Johnston.....	496,000	84,187	96,151	12,347	90,156	58,842	386
Jones.....	277,000	19,528	31,096	6,701	9,272	20,004	15
Lee.....	159,000	18,169	17,732	1,945	14,652	13,286	1,600

FARMS AND FARM LABOR

321

CENSUS—1924

Farm Crops				Truck and Fruit				Com- mercial Fer- tilizer, Tons	Horses and Mules Worked, Number
Oats, Acres	Field Cowpeas for Peas, Acres	Soy- beans for Beans, Acres	Peanuts for Nuts, Acres	Irish Pota- toes, Acres	Sweet Potatoes, Acres	Field Truck, Berries, Melons, Acres	Fruit Trees, Number		
4,706	304	264	80	380	569	1,976	95,788	8,238	5,633
2,448	1,042	355	95	289	343	454	163,350	4,067	3,159
1,720	21	447	-----	286	32	176	72,656	1,326	1,949
10,548	199	115	41	442	936	638	76,814	22,739	6,019
4,990	52	91	-----	443	71	42	129,827	2,531	4,036
1,847	53	13	-----	613	20	242	78,273	442	938
3,879	903	3,888	630	4,841	1,715	785	27,468	15,259	5,017
852	25	805	33,277	158	1,206	548	33,807	19,722	6,552
1,906	3,361	874	103	125	1,281	476	39,313	10,818	3,723
178	408	626	2,816	148	2,468	678	22,052	2,212	1,540
4,098	330	690	-----	1,924	446	2,717	237,245	5,660	5,332
1,130	1,536	359	-----	510	477	1,005	124,075	3,194	3,180
9,980	1,470	434	112	326	544	908	103,814	6,815	6,860
1,716	1,106	649	-----	808	473	852	131,307	1,922	3,120
673	23	6,650	-----	1,869	512	272	1,931	5,544	1,954
303	232	1,423	1,413	937	1,793	930	12,300	3,904	1,730
986	218	170	32	453	509	942	58,983	7,858	4,114
5,409	1,238	648	206	350	1,201	1,393	159,270	14,779	5,365
6,274	698	303	171	338	516	574	78,071	9,035	6,534
574	286	249	-----	853	370	294	68,374	615	2,501
313	165	1,232	10,193	314	671	684	11,424	7,679	2,230
5,114	561	105	32	221	753	828	107,658	22,949	6,925
2,688	2,209	1,725	1,218	904	3,754	3,669	46,040	12,768	4,679
2,491	654	3,393	1,175	507	1,673	429	35,586	10,741	3,441
3,478	814	451	21	359	1,023	2,702	99,584	26,403	5,990
131	65	6,213	2	2,924	3,137	341	7,868	6,407	1,759
11	16	139	7	85	117	11	5,897	183	121
8,284	1,010	270	75	640	1,089	1,569	147,329	6,232	6,139
2,793	509	269	34	276	246	668	50,894	2,024	3,633
2,048	568	2,665	1,863	2,592	2,657	5,753	53,444	26,420	7,411
1,359	734	263	34	200	612	899	52,270	5,834	3,440
4,046	563	867	13,354	442	888	1,148	35,066	34,074	8,286
5,291	528	454	12	529	539	2,680	115,544	6,042	4,960
1,436	558	116	9	315	976	1,573	66,343	18,591	6,943
3,204	687	81	91	464	892	1,770	127,197	9,195	4,508
64	165	898	7,901	226	868	310	15,150	6,503	2,607
61	39	13	-----	278	126	-----	21,045	218	931
2,267	1,081	159	-----	583	1,135	1,364	83,486	15,191	7,126
2,349	458	853	86	347	690	335	23,017	17,818	4,704
7,393	1,658	649	37	856	1,156	3,138	118,394	9,134	7,850
702	391	585	23,937	395	978	1,028	42,862	30,102	8,217
3,754	1,014	377	41	119	1,363	1,140	58,764	25,620	5,951
1,590	79	67	-----	731	105	269	150,621	1,469	2,473
615	270	505	-----	2,065	245	905	153,267	7,578	2,860
19	588	406	22,458	126	430	865	22,549	13,848	4,379
2,629	164	26	11	132	389	602	48,115	12,543	2,271
1,879	32	11,917	83	288	185	137	13,039	3,698	2,447
6,249	2,464	392	93	477	493	1,423	158,385	9,635	8,098
1,115	128	106	-----	813	273	592	73,812	833	1,988
4,930	369	1,351	155	463	3,473	2,397	111,394	46,492	12,004
1,786	352	2,580	1,845	199	576	124	21,004	7,873	2,766
2,312	264	103	6	95	370	334	31,529	7,934	2,648

NORTH CAROLINA FARM

County	Acres Cultivated			General			
	Total Taxed Acres	By Owner, Acres	By Tenants, Acres	Tobacco, Acres	Cotton, Acres	Corn, Acres	Wheat, Acres
Lenoir.....	251,000	23,408	58,902	16,436	18,632	33,538	56
Lincoln.....	186,000	47,486	31,797	-----	26,647	21,376	8,198
McDowell.....	238,800	17,490	8,215	34	-----	14,893	3,504
Macon.....	231,000	21,915	6,697	77	-----	13,892	2,906
Madison.....	293,824	25,678	15,695	3,200	-----	17,882	4,902
Martin.....	273,276	24,842	53,733	9,866	19,568	22,031	9
Mecklenburg.....	326,000	50,160	70,595	29	53,977	43,767	3,595
Mitchell.....	139,806	18,085	3,154	105	-----	5,464	279
Montgomery.....	312,000	27,664	16,006	1,435	11,611	15,567	6,635
Moore.....	415,069	47,679	15,745	3,330	15,412	21,231	7,121
Nash.....	323,000	34,035	88,357	18,200	58,463	36,264	115
New Hanover.....	105,000	5,579	1,814	-----	-----	1,133	5
Northampton.....	329,498	53,508	60,224	9	43,921	32,358	19
Onslow.....	292,000	26,910	23,298	6,036	10,068	21,282	28
Orange.....	247,023	33,621	26,057	5,380	5,734	23,718	10,352
Pamlico.....	178,425	20,165	11,419	449	5,673	13,996	3
Pasquotank.....	135,000	28,389	25,363	62	12,294	22,726	13
Pender.....	471,559	22,993	13,011	1,319	3,771	15,719	54
Perquimans.....	144,975	20,588	28,078	22	14,200	17,939	29
Person.....	249,771	17,706	38,269	16,067	1,860	21,914	3,544
Pitt.....	422,000	38,412	111,992	37,107	44,178	50,442	116
Polk.....	122,000	13,520	15,370	12	12,132	13,190	1,040
Randolph.....	480,000	94,346	20,884	3,661	6,083	36,560	27,270
Richmond.....	282,000	49,300	50,030	760	53,645	27,940	1,545
Robeson.....	574,415	69,529	129,402	14,750	93,576	75,783	717
Rockingham.....	348,000	29,631	33,565	16,834	335	26,673	11,749
Rowan.....	326,357	93,199	54,152	235	34,170	32,095	22,957
Rutherford.....	330,617	40,808	44,962	310	35,082	37,681	4,825
Sampson.....	569,629	77,631	63,610	5,042	60,630	53,848	168
Scotland.....	196,413	12,565	76,322	90	50,690	22,351	504
Stanly.....	249,000	68,756	26,902	-----	18,678	23,100	19,055
Stokes.....	281,825	36,793	23,441	17,954	2,302	18,508	11,588
Surry.....	337,680	53,692	29,723	18,384	-----	36,569	12,203
Swain.....	326,000	17,228	5,620	40	-----	13,748	608
Transylvania.....	201,893	11,130	5,173	465	-----	9,326	160
Tyrrell.....	157,000	10,479	7,515	10	3,700	7,846	10
Union.....	394,000	64,452	70,126	-----	66,603	47,788	5,197
Vance.....	260,000	19,391	23,526	10,164	12,737	14,489	511
Wake.....	539,000	62,425	90,424	20,239	66,883	52,325	1,504
Warren.....	276,000	32,775	45,824	6,210	37,285	25,376	1,095
Washington.....	217,000	14,318	18,045	281	6,815	13,207	-----
Watauga.....	294,520	21,113	3,284	1	-----	7,360	572
Wayne.....	345,000	40,826	93,211	16,695	50,636	52,814	300
Wilkes.....	470,000	55,885	19,264	1,366	-----	37,998	11,971
Wilson.....	227,000	26,092	79,212	23,865	46,740	30,427	172
Yadkin.....	217,000	44,148	21,082	8,029	2,447	23,722	15,746
Yancey.....	186,077	25,578	8,675	785	-----	14,935	2,993
Totals.....	29,644,713	3,471,790	3,436,820	504,765	1,955,702	2,458,672	452,069

CENSUS—1924—Continued

Farm Crops				Truck and Fruit				Com- mercial Fer- tilizer, Tons	Horses and Mules Worked, Number
Oats, Acres	Field Cowpeas for Peas, Acres	Soy- beans for Beans, Acres	Peanuts for Nuts, Acres	Irish Pota- toes, Acres	Sweet Potatoes, Acres	Field Truck, Berries, Melons, Acres	Fruit Trees, Number		
3,414	144	1,502	608	364	1,022	788	39,352	21,070	4,856
3,640	887	416	91	301	521	665	109,681	7,540	4,751
412	746	933	-----	532	428	457	79,164	1,217	2,336
758	235	375	-----	622	152	509	86,847	1,127	2,355
4,307	105	235	-----	603	122	503	100,702	772	5,142
1,808	17	752	20,033	566	993	78	24,414	21,658	5,011
5,147	2,172	120	39	297	684	2,138	127,063	11,677	8,054
2,544	-----	9	-----	381	52	142	57,216	613	1,293
2,780	696	98	28	243	292	596	188,701	7,523	2,862
3,820	742	92	15	203	400	2,571	612,135	13,602	3,653
2,357	191	289	1,663	434	1,845	1,918	69,433	35,566	9,342
145	38	40	347	134	163	4,477	4,614	2,461	692
1,946	140	959	30,508	390	1,181	294	60,993	41,076	8,040
374	349	1,305	6,252	133	1,043	428	29,415	7,274	3,215
1,945	410	233	10	213	320	345	80,009	6,122	4,380
1,331	159	3,008	73	2,901	1,308	219	5,518	3,706	1,732
397	44	13,111	162	4,588	228	1,333	10,185	9,204	3,520
644	429	955	4,551	589	1,472	3,556	22,635	6,681	3,669
682	46	6,589	5,597	293	685	169	10,612	6,306	2,627
1,961	319	31	8	429	540	1,007	55,395	8,818	4,585
7,046	445	2,667	2,090	931	1,471	438	44,028	40,481	9,175
560	316	36	-----	222	508	222	58,088	4,192	2,074
8,651	736	500	115	985	922	1,302	123,437	11,169	7,519
8,390	550	100	55	360	740	2,445	59,305	21,225	4,370
8,706	4,281	474	108	829	2,008	2,392	3,853	49,345	11,002
2,780	1,432	193	15	371	591	2,511	102,169	8,641	5,195
11,678	1,717	935	135	512	415	2,243	145,415	10,496	7,557
3,109	919	267	-----	303	1,809	726	133,974	35,016	5,975
2,740	624	1,020	173	1,143	5,451	3,009	78,941	34,438	8,762
3,603	407	37	39	210	341	2,967	43,547	25,807	3,798
6,828	393	13	35	207	331	602	86,046	5,082	4,630
1,329	579	33	3	634	506	916	96,083	9,375	5,025
2,768	1,911	391	-----	639	477	1,013	224,322	9,655	6,417
1,116	224	44	-----	600	260	296	65,552	372	1,776
183	70	55	-----	447	120	315	33,693	887	1,107
576	129	4,160	520	1,433	259	73	4,696	3,461	1,101
12,926	1,040	155	56	826	916	341	132,367	20,622	10,101
366	1,211	110	15	184	374	1,044	46,434	5,280	3,252
4,217	1,313	562	146	871	2,561	2,667	123,123	34,843	10,576
1,093	2,113	264	318	221	456	1,347	62,732	13,227	5,413
629	5	3,546	5,911	320	328	649	11,376	4,683	2,054
1,847	14	100	-----	669	19	344	106,181	5,319	2,345
3,414	1,523	1,623	226	2,260	2,214	1,849	61,154	29,289	8,717
1,409	3,533	587	-----	1,225	795	1,117	296,919	3,360	6,092
3,335	535	372	140	526	1,098	371	40,800	28,928	7,487
3,324	1,955	291	-----	395	312	973	110,761	5,631	4,211
4,243	32	90	-----	715	115	952	49,478	2,840	2,615
293,896	68,538	107,960	203,834	67,312	86,212	110,956	7,961,853	1,196,388	450,502

AVERAGE YIELD PER ACRE, 1924 CROPS

County	Corn	Wheat	Oats	Rye	Soybeans	Cowpeas	Irish Potatoes	Sweet Potatoes	Cotton	Tobacco	Clover Hay
Alamance.....	20	9	24	9	-----	12	53	95	100	583	2,600
Alexander.....	16	13	18	9	11	6	80	117	200	467	1,825
Alleghany.....	20	9	25	9	15	-----	60	40	-----	-----	2,127
Anson.....	20	16	30	17	10	9	60	113	175	-----	3,000
Ashe.....	23	11	29	15	-----	-----	125	25	-----	-----	2,550
Avery.....	19	11	22	12	-----	-----	108	100	-----	-----	1,971
Beaufort.....	15	-----	23	-----	9	12	90	37	122	600	-----
Bertie.....	18	-----	-----	-----	20	10	25	75	188	500	2,000
Bladen.....	-----	-----	-----	-----	-----	-----	-----	-----	150	-----	-----
Brunswick.....	13	-----	20	8	10	6	50	100	120	433	-----
Buncombe.....	22	13	21	13	14	18	108	55	-----	-----	2,450
Burke.....	15	14	23	13	20	15	72	100	-----	-----	2,250
Cabarrus.....	13	16	15	12	20	15	78	80	230	-----	-----
Caldwell.....	16	10	28	7	13	10	70	55	-----	400	-----
Camden.....	14	-----	-----	-----	11	-----	-----	-----	185	-----	-----
Carteret.....	24	-----	-----	-----	12	-----	110	108	167	500	-----
Caswell.....	22	11	19	12	10	11	56	72	-----	558	1,540
Catawba.....	19	11	29	12	12	8	89	101	213	300	2,600
Chatham.....	15	9	17	11	20	8	70	83	173	460	2,050
Cherokee.....	21	10	-----	13	-----	40	107	113	-----	600	-----
Chowan.....	30	-----	-----	-----	25	-----	-----	100	250	-----	-----
Clay.....	13	8	15	10	9	11	53	30	-----	-----	1,500
Cleveland.....	12	12	16	8	12	5	50	165	204	-----	-----
Columbus.....	10	-----	38	12	23	11	72	53	-----	475	-----
Craven.....	12	-----	10	-----	18	15	163	108	-----	600	-----
Cumberland.....	9	14	23	20	16	5	102	102	184	525	-----
Currituck.....	17	-----	-----	-----	11	-----	165	123	-----	-----	-----
Dare.....	-----	-----	-----	-----	-----	-----	-----	-----	-----	-----	-----
Davidson.....	23	18	30	15	20	15	100	123	190	700	1,500
Davie.....	16	11	18	8	8	6	-----	-----	161	467	1,000
Duplin.....	17	-----	24	9	25	15	133	97	125	600	-----
Durham.....	17	10	25	30	30	35	40	70	-----	575	1,500
Edgecombe.....	13	13	21	15	12	10	110	155	220	533	1,900
Forsyth.....	24	16	25	16	-----	10	134	100	-----	620	1,750
Franklin.....	15	6	9	-----	11	8	75	48	196	600	1,933
Gaston.....	11	11	19	11	-----	15	62	73	180	-----	1,500
Gates.....	24	-----	20	-----	14	-----	200	142	129	600	-----
Graham.....	20	-----	10	10	10	15	50	100	-----	-----	-----
Granville.....	24	10	14	18	-----	7	70	46	180	486	1,300
Greene.....	10	10	20	8	20	20	50	100	171	500	-----
Guilford.....	24	14	23	13	15	12	113	143	-----	666	-----
Halifax.....	11	8	15	-----	12	6	45	62	156	422	-----
Harnett.....	26	9	17	5	30	35	70	112	281	590	-----
Haywood.....	20	10	27	11	10	12	65	48	-----	600	2,000
Henderson.....	23	15	25	12	18	-----	107	63	-----	500	2,833
Hertford.....	17	-----	-----	-----	10	-----	-----	95	-----	600	-----
Hoke.....	11	14	22	15	-----	-----	75	110	170	300	-----
Hyde.....	18	-----	30	-----	12	-----	107	123	-----	-----	-----
Iredell.....	16	11	22	10	11	8	133	119	176	583	2,167
Jackson.....	23	15	-----	15	-----	-----	58	100	-----	-----	3,500
Johnston.....	19	16	23	20	14	9	70	93	235	486	2,000
Jones.....	-----	-----	-----	-----	-----	-----	25	69	400	-----	-----
Lee.....	14	9	16	10	10	7	75	73	207	667	1,250
Lenoir.....	14	20	15	10	18	12	158	107	188	633	1,500

AVERAGE YIELD PER ACRE, 1924 CROPS—Continued

County	Corn	Wheat	Oats	Rye	Soybeans	Cowpeas	Irish Potatoes	Sweet Potatoes	Cotton	Tobacco	Clover Hay
Lincoln.....	10	16	26	14	-----	7	85	112	198	-----	-----
McDowell.....	20	11	19	12	12	10	57	47	-----	300	2,100
Macon.....	23	9	25	9	12	-----	98	75	-----	-----	1,675
Madison.....	22	8	15	13	-----	-----	70	75	-----	550	3,333
Martin.....	13	-----	20	-----	18	-----	65	92	146	508	-----
Mecklenburg.....	12	12	19	8	-----	9	75	75	154	-----	2,000
Mitchell.....	24	13	35	-----	-----	10	100	68	-----	-----	1,750
Montgomery.....	12	11	17	11	-----	15	56	58	199	1,000	-----
Moore.....	16	8	23	10	-----	10	150	85	182	519	-----
Nash.....	15	15	-----	-----	12	-----	87	130	260	564	-----
New Hanover.....	18	-----	10	8	15	-----	98	88	-----	-----	-----
Northampton.....	11	-----	-----	-----	10	-----	50	77	159	-----	-----
Onslow.....	12	-----	10	-----	18	-----	100	100	66	383	-----
Orange.....	13	10	19	10	10	10	55	68	170	483	2,250
Pamlico.....	18	-----	10	-----	18	-----	145	112	-----	567	-----
Pasquotank.....	-----	-----	-----	-----	-----	-----	-----	-----	232	-----	-----
Pender.....	40	-----	-----	-----	-----	-----	75	88	108	800	-----
Perquimans.....	25	-----	-----	-----	12	-----	-----	45	200	-----	-----
Person.....	24	9	15	10	-----	12	44	51	-----	660	2,500
Pitt.....	15	-----	12	-----	19	-----	67	109	234	544	-----
Polk.....	13	13	17	9	30	-----	85	83	195	-----	1,500
Randolph.....	19	14	23	12	-----	-----	105	80	200	600	2,500
Richmond.....	14	5	30	10	20	3	-----	88	170	500	-----
Robeson.....	10	12	14	8	10	-----	59	54	118	442	-----
Rockingham.....	22	10	17	11	14	11	88	54	-----	608	1,625
Rowan.....	24	17	20	18	13	10	102	113	-----	-----	2,317
Rutherford.....	17	13	18	8	-----	6	80	41	236	-----	-----
Sampson.....	13	-----	23	-----	13	8	75	98	147	510	2,000
Scotland.....	15	17	33	18	15	4	100	125	167	400	-----
Stanly.....	12	11	15	10	-----	15	104	93	205	-----	2,500
Stokes.....	20	11	22	11	-----	11	78	80	-----	606	1,666
Surry.....	15	10	24	13	-----	14	55	48	-----	504	2,200
Swain.....	15	9	18	13	19	17	58	24	-----	-----	1,500
Transylvania.....	20	11	20	11	11	10	70	70	-----	-----	2,167
Tyrrell.....	30	-----	-----	-----	20	-----	-----	117	115	-----	-----
Union.....	9	10	15	11	12	11	65	43	173	-----	1,600
Vance.....	10	9	17	-----	-----	10	-----	100	189	462	1,000
Wake.....	16	11	17	6	18	10	88	136	219	471	2,500
Warren.....	14	16	13	-----	30	8	35	55	180	383	1,500
Washington.....	-----	-----	-----	-----	-----	-----	-----	-----	125	-----	-----
Watauga.....	23	11	28	13	-----	-----	128	150	-----	-----	2,700
Wayne.....	15	19	30	-----	11	8	73	103	208	591	1,200
Wilkes.....	18	11	21	12	14	9	84	81	-----	550	3,125
Wilson.....	18	18	41	35	23	13	58	90	239	700	-----
Yadkin.....	17	7	23	7	-----	12	-----	-----	-----	600	-----
Yancey.....	23	12	28	11	-----	-----	71	42	-----	450	2,483
State average.....	18	12	18	12	13	7.3	101	92	200	560	2,469

TOBACCO WAREHOUSE SALES REPORT

Counties—Markets		Number Houses		Producers' Sales	
		Season 1923-1924	Season 1922-1923	Season 1923-1924	Season 1922-1923
Alamance	Burlington	2	2	2,778,197	1,998,088
	Mebane	2	2	2,531,368	2,731,058
Beaufort	Washington	3	2	3,402,562	2,044,294
Columbus	Chadbourn	2	1	1,154,300	426,403
	Fair Bluff	2	2	2,175,209	1,211,249
	Tabor	2		811,376	
	Whiteville	2	2	4,516,666	1,679,051
Craven	New Bern	1		517,340	
Duplin	Wallace	2	1	1,872,244	1,007,266
	Warsaw	2	1	2,307,017	2,364,192
Durham	Durham	3	2	10,581,714	6,932,771
Edgecombe	Tarboro	2	2	4,381,250	2,986,498
Forsyth	Winston-Salem	5	5	37,091,029	27,536,108
Franklin	Youngsville	2	2	2,434,360	2,796,603
	Louisburg	2		3,089,539	
Granville	Oxford	5	2	8,932,035	7,178,609
Halifax	Enfield	2	2	1,314,566	1,523,640
Hertford	Ahoskie	2	2	2,510,056	1,741,674
Johnston	Smithfield	1	1	3,738,173	1,995,297
Lec	Sanford	2	1	1,959,201	1,077,032
Lenoir	Kinston	4	4	27,187,971	13,687,439
Martin	Robersonville	1	1	2,788,932	2,558,520
	Williamston	3	2	3,615,288	1,545,611
Moore	Aberdeen	1	1	1,535,084	832,116
	Carthage	2	1	1,446,899	693,366
Nash	Rocky Mount	3	3	20,524,360	14,824,048
Onslow	Jacksonville	1	1	1,297,606	600,424
Person	Roxboro	3	1	3,694,618	3,120,448
Pitt	Farmville	2	2	9,662,850	4,730,604
	Greenville	6	5	34,027,462	19,146,450
Robeson	Fairmont	2	2	6,858,054	3,152,795
	Lumberton	2	2	2,635,516	995,246
	Rowland	1		445,382	
Rockingham	Madison	1	1	1,268,122	843,742
	Reidsville	2	2	1,913,750	2,161,893
	Stoneville	2	2	1,224,419	934,095
Surry	Mount Airy	2	2	4,259,644	4,085,310
	Elkin	1	1	1,264,072	582,519
Vance	Henderson	3	2	7,493,745	6,567,583
Wake	Fuquay Springs	3	2	3,053,561	3,087,598
	Raleigh	2	2	1,859,789	2,073,700
	Wendell	3	2	3,901,318	3,337,752
	Zebulon	4	3	3,156,409	3,169,198
Warren	Warrenton	3	3	3,808,826	3,653,034
Wayne	Goldsboro	2	1	4,445,498	1,307,316
Wilson	Wilson	6	6	59,856,062	35,602,161
State totals		111	86	311,273,439	200,572,891

FOR NORTH CAROLINA (SEASON 1923-1924)

Dealers' Resales		Warehouse Resales		Total Sales		Average Price	
Season 1923-1924	Season 1922-1923	Season 1923-1924	Season 1922-1923	Season 1923-1924	Season 1922-1923	Season 1923-1924	Season 1922-1923
80,394	60,662	103,238	119,701	2,961,829	2,178,451	\$ 20.80	\$ 28.15
36,298	53,478	197,064	172,321	2,764,730	2,956,857	24.04	36.76
29,572	23,214	300,158	110,230	3,732,292	2,177,738	20.40	27.47
145,018	102,603	312,149	163,276	1,611,467	692,282	22.35	19.88
317,717	207,495	188,271	285,452	2,681,197	1,704,196	21.48	19.06
128,270	-----	82,874	-----	1,022,520	-----	20.16	-----
210,500	182,253	326,893	113,622	5,054,059	1,974,926	23.17	22.87
7,158	-----	64,652	-----	589,150	-----	18.49	-----
19,464	42,600	232,632	15,868	2,124,340	1,065,934	17.38	20.78
21,616	26,744	186,892	125,584	2,515,525	2,516,520	17.73	22.19
811,697	860,721	803,324	531,261	12,146,735	8,324,753	21.86	30.44
75,893	71,178	132,653	218,386	4,589,796	3,276,062	18.59	25.40
3,101,837	3,111,628	2,800,012	1,932,709	42,992,878	32,630,445	19.26	26.67
6,534	47,044	113,122	149,725	2,554,016	2,993,372	19.79	26.59
27,534	-----	444,797	-----	3,561,870	-----	16.19	-----
263,294	362,830	789,985	419,463	9,985,314	7,960,992	19.47	26.88
20,370	80,632	85,774	72,692	1,420,710	1,676,964	18.82	23.51
39,084	78,238	99,066	52,942	2,648,206	1,872,854	20.73	21.24
114,153	76,173	344,844	231,932	4,197,170	2,303,402	19.95	26.90
99,562	75,591	339,437	35,798	2,398,200	1,188,421	20.00	27.11
1,223,779	662,875	1,431,697	778,209	29,843,447	15,128,523	20.97	23.88
72,786	31,010	158,180	194,484	3,019,898	2,784,014	20.06	27.59
7,924	670	90,834	30,154	3,714,046	1,576,435	19.57	21.28
81,218	91,348	119,586	58,264	1,735,888	981,728	20.23	23.98
44,762	11,462	71,462	49,330	1,563,123	754,158	20.72	24.73
614,924	76,064	492,624	480,522	21,631,908	15,380,634	20.17	28.25
27,338	9,438	104,024	49,752	1,428,968	659,614	20.33	21.58
101,102	233,136	124,236	111,052	3,919,956	3,464,636	21.46	32.40
245,902	222,834	244,978	185,078	10,153,730	5,138,516	23.39	27.48
1,090,201	780,942	2,680,121	956,546	37,797,784	20,883,938	22.01	28.27
835,068	290,630	176,750	68,370	7,869,872	3,511,795	22.92	22.74
67,104	96,677	-----	119,942	2,702,620	1,211,865	19.24	19.40
85,070	-----	39,022	-----	569,474	-----	19.82	-----
23,968	15,402	105,828	76,856	1,397,918	935,980	19.38	25.20
76,613	88,095	35,786	25,317	2,026,149	2,275,305	18.04	23.61
678	3,806	105,658	77,628	1,330,755	1,015,529	16.68	29.34
227,686	488,453	446,148	289,075	4,933,478	4,862,838	15.65	28.54
87,324	32,970	95,354	34,412	1,446,750	649,901	18.09	28.15
2,456	20,274	345,624	250,777	7,841,825	6,838,634	20.22	24.96
91,470	87,980	87,752	91,208	3,232,783	3,266,786	22.12	34.86
117,306	88,572	77,662	201,896	2,054,757	2,364,168	21.12	31.85
165,086	139,140	202,154	244,478	4,268,558	3,721,370	19.33	29.09
55,372	70,356	211,148	200,478	3,422,929	3,440,032	19.18	30.00
28,478	6,323	58,404	33,436	3,895,708	3,692,793	17.59	23.89
92,161	23,855	150,244	165,735	4,687,903	1,496,906	19.66	20.68
8,819,141	4,926,834	2,831,603	1,821,166	71,506,806	42,350,161	22.39	28.54
19,840,882	13,962,430	18,434,716	11,345,107	349,549,037	225,880,425	21.00	27.41

AVERAGES OF PRICES RECEIVED BY PRODUCERS IN NORTH
CAROLINA, MARCH 15, 1924

	North Carolina		United States, 1924
	1924	1923	
Wheat, per bu.....	\$ 1.36	\$ 1.43	\$ 0.988
Corn, per bu.....	1.10	1.04	.772
Oats, per bu.....	.77	.76	.462
Rye, per bu.....	1.28	1.27	.628
Buckwheat, per bu.....	1.06	1.04	.947
Potatoes, per bu.....	1.20	1.12	.878
Sweet potatoes, per bu.....	1.14	.94	1.29
Cotton, per lb.....	.285	.29	.277
Butter, per lb.....	.38	.36	.432
Eggs, per doz.....	.22	.26	.204
Chickens, per lb.....	.20	.20	.189
Hogs, per 100 lbs.....	9.80	9.70	6.63
Beef cattle, per 100 lbs.....	5.00	5.10	5.63
Veal calves, per 100 lbs.....	6.50	6.70	8.43
Sheep, per 100 lbs.....	6.50	5.60	7.22
Lambs, per 100 lbs.....	8.00	7.70	11.22
Wool (unwashed), per lb.....32	.38
Milk cows, per head.....	43.00	44.00	55.88
Horses, per head.....	100.00	114.00	75.46
Apples, per bu.....	1.80	1.54	1.29
Apples, per bbl.....	5.00	4.85	3.96
Maple sugar, per lb.....	.325	.26	.255
Maple syrup, per gal.....	1.62	2.04
Milk, retail, per qt.....	.15	.145	.107
Milk, wholesale, per 100 lbs.....	3.50	2.75
Butter fat, per lb.....	.45	.43	.46
Beans (dry edible), per bu.....	4.35	4.18	3.47
Beans, soy, per bu.....	2.20	2.41
Peas (dry edible), per bu.....	2.90	2.15	3.06
Cowpeas, per bu.....	2.40	2.32
Clover seed, per bu.....	14.00	14.20	13.04
Timothy seed, per bu.....	5.00	3.60
Cotton seed, per ton.....	45.50	52.10	41.31
Cabbage, per ton.....	38.00	33.26
Cabbage, per 100 lbs.....	3.00	3.10	3.01
Turnips, per bu.....	.96	1.05
Onions, per bu.....	2.00	1.60	1.81
Hay (loose), per ton.....	21.00	13.63
Hay (baled), per ton.....	24.50	16.55
Timothy hay (loose), per ton.....	23.00	24.30	17.53
Clover hay (loose), per ton.....	23.00	20.70	16.31
Alfalfa hay (loose), per ton.....	20.30	13.98
Prairie hay (loose), per ton.....	16.00	16.60	8.66
Tobacco, per lb.....	.25	.23	.209
Honey (comb), per lb.....	.26214
Honey (extracted), per lb.....	.23179
Peanuts, per lb.....	.071068

POUNDS FERTILIZER USED PER FERTILIZER ACRE
IN NORTH CAROLINA

	Coastal			Piedmont			Mountain		State of North Carolina
	North	Center	South	North	Center	South	North	West	
Corn.....	430	382	448	230	227	278	193	213	304
Cotton.....	622	669	698	353	328	389	234	290	504
Tobacco.....	1,009	987	976	650	633	525	640	243	660
Wheat.....	325	350	525	238	199	206	195	201	263
Oats.....	256	227	265	196	177	185	176	173	192
Cowpeas.....	175	183	295	180	154	159	155	140	163
Soybeans.....	277	235	321	842	165	160	125	150	232
Clover (seed).....	40		300	200	216		166	200	202
Peanuts.....	335	329	408	262	272	280	100	200	310
White potatoes.....	841	1,232	1,034	572	434	495	370	365	545
Sweet potatoes.....	636	266	594	526	419	440	455	365	520
Cabbage.....	625	1,111	650	500	531	770	320	400	575
Melons.....	600	689	875	490	475	660	183	250	514

PRICES PAID TO PRODUCERS (FARM PRICES)

	North Carolina		U. S., 1924
	1924	1923	
LIVESTOCK AND LIVESTOCK PRODUCTS:			
Hogs (live weight), per 100 lbs.....	\$ 10.00	\$ 8.90	\$ 8.54
Beef cattle (live weight), per 100 lbs.....	5.40	5.20	5.67
Veal calves (live weight), per 100 lbs.....	8.20	6.20	7.94
Sheep (live weight), per 100 lbs.....	6.10	6.40	6.32
Lambs (live weight), per 100 lbs.....	9.50	8.60	10.15
Milk cows, per head.....	49.00	42.00	55.74
Horses, per head.....	103.00	105.00	79.14
Chickens (live weight), per lb.....	.23	.22	.20
Eggs, per doz.....	.28	.26	.26
Butter, per lb.....	.37		.377
Milk (whole), retail, per quart.....	.137	.137	.106
Milk (whole), wholesale, per 100 lbs.....		.41	2.18
Butter-fat, per lb.....	.38		.358
Wool (unwashed), per lb.....	.32	.33	.335
GRAINS AND SEEDS:			
Corn, per bu. of 70 lbs.....	1.24		1.074
Wheat, per bu. of 60 lbs.....	1.37		1.168
Oats, per bu. of 32 lbs.....	.83		.491
Barley, per bu. of 48 lbs.....			.757
Rye, per bu. of 56 lbs.....	1.33		.798
Buckwheat, per bu. of 48 lbs.....	1.25		1.239
Flax seed, per bu. of 56 lbs.....			2.102
Kaffir corn, per bu. of 56 lbs.....		1.21	1.028
Beans (dry edible), per bu. of 60 lbs.....	3.10	3.60	3.52
Beans, soy, per bu. of 60 lbs.....	2.40	1.40	2.51
Peas (dry edible), per bu. of 60 lbs.....	2.90		3.03
Cowpeas, per bu. of 60 lbs.....	2.74		2.56
Clover seed (red), per bu. of 60 lbs.....	14.00	14.00	12.09
Timothy seed, per bu. of 45 lbs.....		4.50	3.20
Alfalfa seed, per bu. of 60 lbs.....			10.99
Cotton seed, per ton of 2,000 lbs.....	35.43	42.00	38.44
Popcorn, per 100 lbs. in ear.....	4.50		3.73

PRICES PAID TO PRODUCERS (FARM PRICES)—Continued

	North Carolina		U. S., 1924
	1924	1923	
FRUITS AND VEGETABLES:			
Apples, per bu. of 48 lbs.....	\$.70	\$ 1.00	\$ 1.22
Apples, per barrel.....	3.00	3.00	3.31
Pears, per bu. of 48 lbs.....	1.25	1.80	1.75
Peaches, per bu. of 48 lbs.....	1.26	2.10	1.52
Grapes, per lb.....	.07	.052	.035
White potatoes, per bu. of 60 lbs.....	1.00	-----	1.113
Sweet potatoes, per bu. of 55 lbs.....	1.25	1.40	1.514
Cabbage, per ton of 2,000 lbs.....	30.80	-----	37.38
Cabbage, per 100 lbs.....	2.70	2.75	2.76
Turnips, per bu. of 55 lbs.....	.84	-----	1.028
Onions, per bu. of 57 lbs.....	1.50	1.60	1.69
Tomatoes, per bu. of 56 lbs.....	1.40	1.70	1.347
HAY CROPS:			
Hay, all (loose), per ton of 2,000 lbs.....	24.00	-----	12.95
Hay, all (baled), per ton of 2,000 lbs.....	30.00	-----	15.86
Timothy hay (loose), per ton of 2,000 lbs.....	17.00	22.10	15.24
Clover hay (loose), per ton of 2,000 lbs.....	16.00	20.60	14.00
Alfalfa hay (loose), per ton of 2,000 lbs.....	23.00	-----	13.84
Prairie hay (loose), per ton of 2,000 lbs.....	-----	-----	8.60
OTHER COMMODITIES:			
Cotton (lint), per lb.....	.28	-----	.278
Broom-corn, per ton of 2,000 lbs.....	-----	-----	171.29
Tobacco, per lb.....	.22	.23	.24
Honey (comb), per lb.....	.24	-----	.206
Honey (extracted), per lb.....	.23	-----	.175
Peanuts, per lb.....	.07	.069	.066
PRICES PAID BY PRODUCERS:			
Clover seed (red), per bu. of 60 lbs.....	17.50	16.00	14.67
Timothy seed, per bu. of 45 lbs.....	5.10	5.00	4.18
Alfalfa seed, per bu. of 60 lbs.....	12.30	-----	13.01
Corn meal (ground corn), per 100 lbs.....	2.80	-----	2.71
Soybean meal, per 100 lbs.....	3.00	-----	3.02
Bran, per ton.....	41.00	41.00	32.81
Middlings, per ton.....	41.80	-----	37.14
Cottonseed meal, per ton.....	44.00	46.10	49.78
Cottonseed hulls, per ton.....	22.20	21.10	21.43
Rock salt, per 100 lbs.....	1.44	-----	1.25

PRICES PAID BY PRODUCERS MARCH 15, 1924

	North Carolina		U. S., 1924
	1924	1923	
Clover seed, per bu.....	\$ 15.70	\$ 16.00	\$ 15.36
Timothy seed, per bu.....	5.70	5.20	4.44
Corn meal, per 100 lbs.....	2.41	-----	2.41
Bran, per ton.....	41.50	41.90	34.02
Middlings, per ton.....	45.00	-----	37.34
Cottonseed meal, per ton.....	45.00	51.60	50.26
Cottonseed hulls, per ton.....	21.00	21.20	19.06
Rock salt, per 100 lbs.....	1.80	-----	1.23

PER CENT OF TOTAL CULTIVATED ACRES PLANTED TO THE VARIOUS FARM CROPS IN NORTH CAROLINA COUNTIES—Continued

County	Corn, Per Cent	Cotton, Per Cent	Tobacco, Per Cent	Wheat, Per Cent	Oats, Per Cent	Cow- peas, Per Cent	Soy- beans, Per Cent	Clover, Per Cent	Sorghum, Per Cent	Irish Potatoes, Per Cent	Sweet Potatoes, Per Cent	All Other Crops and Idle Land, Per Cent	Acres Plow Land, Per Head of Work Stock	Per Cent of Farms Oper- ated by Tenants
Dare*								9.2		.4	.8		24.9	2.6
Davidson	21.6	1.8	2.7	20.6	4.0	2.9		9.2	.3	.4	.4	36.0	24.9	21.1
Davie	27.4	3.9	3.1	20.9	5.1	2.7	1.1	9.5		.4	.4	25.2	21.9	37.2
Duplin	40.2	12.9	10.0	2.8	2.9	2.9	6.3	.4	1.5	2.6				46.7
Durham	27.6	1.8	12.1	6.6	3.2	6.2	.6	2.8	.4	.6	1.6	36.5	20.4	54.8
Edgecombe	30.4	32.6	8.7	4.1	4.1	1.3	3.9	1.0		.4	1.4	16.2	19.5	79.4
Forsyth	22.9		6.8	19.5	7.0	2.5	1.2	14.7		.7	.6	24.1	18.5	26.3
Franklin														63.0
Gaston														42.2
Gates	41.4	12.2	.5		1.5	2.5	3.7		.2		2.8	35.2	13.2	36.5
Graham	71.3			1.1	2.2	1.4	.5	.7	1.2	2.6	3.0	16.0	3.0	34.2
Granville	31.1	5.7	17.7	3.8	3.7	4.6		1.9	.6	1.7	1.2	28.0	14.1	55.2
Greene														78.2
Guilford														25.1
Halifax	28.5	25.4	3.1		1.5	2.1	1.4	.7		.2	.8	26.3	21.3	66.4
Harnett	50.6	26.0	2.1	4.2	5.9	1.8	.6		.5	.2	1.8	6.3	17.5	42.1
Haywood	55.9			14.3	18.7			6.1	1.5	1.1	.6	2.8	12.5	34.3
Henderson	61.1			8.3	9.1	2.6	1.1	9.2	1.5	5.2	1.0	.9	10.9	14.1
Hertford	32.4	13.5	2.5		2.4	.6	3.0	.2	.4	.4	1.0	43.6	18.7	61.2
Holke	35.6	44.1	1.6	1.2	4.4	7.1	.5				.8	4.5	22.5	64.6
Hyde	52.6	11.7			5.5	.3	22.6			.2	.3	6.8	19.5	45.8
Iredell	33.2	15.2	.6	16.5	4.3	4.8	.4	5.8	.4	.3	.5	18.0	20.0	39.8
Jackson														17.8
Johnston	36.4	34.1	5.5	.4	3.4	3.9	2.3		.3	.2	2.3	11.2	17.8	51.2
Jones	36.2	19.9	8.0		3.5	1.5	4.8			.3	1.1	24.7	21.3	63.8
Lee	41.7	21.2	3.6	6.6	6.0	3.7	.5	.5	2.9	.7	.9	11.7	16.5	36.4
Lenoir														71.0
Lincoln	27.5	16.8		11.4	3.4	4.8	.9	3.8	1.8	.7	.7	28.2	22.5	33.7

McDowell.....	53.6	15.4	10.6	15.5	2.8	3.9	1.5	2.7	1.2	1.4	2.8	14.6	14.6	29.4
Macon.....	58.0			16.8	5.9	.6	.6	6.2	1.0	4.6	.7	11.0	5.6	23.0
Madison.....														32.1
Martin.....	27.6	15.4	10.6	2.7	3.0	.8	1.2		.8	.3	1.8	17.4	38.8	48.6
Mecklenburg.....	30.9	29.6			6.5	9.2	.4	2.1	.8		.8	20.4	16.7	61.7
Mitchell.....														12.6
Montgomery.....	39.4	18.7	.6	16.7	5.8	3.9	.4	2.8	.8	.4	.7	17.5	9.8	39.9
Moore.....	41.6	7.8	6.5	13.4	5.5	5.6	.9	1.2	.7	.4	1.2	14.4	15.2	29.1
Nash.....	32.9	27.0	13.9	.3	3.5	1.4	2.0	.8	.2	1.7	1.7	9.7	16.0	59.1
New Hanover.....	19.1	4.9			.6	4.3	.5			2.7	6.0	16.7	61.9	16.1
Northampton.....	32.3	22.7	.1		2.0	1.8	1.3	.3	.2	.2	.6	38.5	19.4	59.7
Onslow.....	35.9	14.8	6.4		1.5	1.0	3.3	.1	.1	.3	1.4	34.2	22.1	40.6
Orange.....	33.9	3.2	8.9	20.1	1.4	2.3	1.9	4.9	.2	.2	1.1	21.9	14.6	35.0
Pamlico.....	42.7	25.5	1.2		8.4	.3	10.0	.1		5.6	4.4	1.8	23.9	37.8
Pasquotank.....	45.8	8.6		.1	3.3	.4	33.5	.2	.3	6.9	.5	.4	57.6	51.6
Pender.....	29.8	7.6	1.5		2.0	2.3	1.9	.1	.3	1.8	2.9	49.8	24.7	24.6
Perquimans.....	43.0	16.4		.1	5.7	.6	20.1	.2	.2	.6	2.0	11.1	15.9	52.1
Person.....	22.6		15.9	7.3	3.8	2.0	.1	5.2	.4	.7	.6	41.4	21.2	48.4
Pitt.....	32.1	17.8	14.8		5.5	1.0	3.9	.1		.4	1.2	23.2	28.3	71.6
Polk*.....														33.4
Randolph.....	28.4	.9	1.3	23.4	3.2	3.8	1.0	9.6	.5	.4	1.6	13.6	25.9	16.0
Richmond.....	33.6	33.7	.1	2.0	5.9	2.4	.5		2.8	.1	5.2	32.3	13.7	62.3
Robeson.....	34.8	37.8	3.3	.2	5.5	1.3	.1	1.3		.2	.9	25.7	14.6	60.8
Rockingham.....	39.2		18.2	18.7	5.2	4.9	.6	7.9	.4	.9	1.3	2.7	14.1	54.7
Rowan.....	21.8	10.6		19.7	6.5	3.1	1.1	9.7	.2	.2	.3	26.8	16.1	33.9
Rutherford.....	40.0	18.6		5.9	2.9	3.3	.4	.3	1.4	.4	8.9	17.9	19.3	43.6
Sampson.....	38.0	28.4	2.3	.3	3.0	3.1	2.6		.3	.6	1.9	19.5	20.9	39.0
Scotland.....	25.6	42.2		.5	4.3	8.2	.8				.4	18.0	33.3	79.6
Stanly.....	30.4	14.2		23.7	7.2	2.2		6.6	.5	.3	.4	14.5	15.8	33.0
Stokes.....	21.2		14.4	14.7	2.7	1.4	.2	7.7	.3	.5	.5	36.4	20.7	44.6
Surry.....	30.6	.3	12.0	12.1	3.9	2.1	.7	4.1	.3	.6	.7	32.6	20.9	28.6
Swain.....	41.0			1.8	4.2	.2	1.0	.8	.7	2.2	.8	47.3	36.2	24.2
Transylvania*.....														18.4
Tyrrell*.....	32.9	31.9		2.7	9.3	3.2	.5	.8	1.6	.3	.7	16.1	9.4	27.8
Union.....	38.1	8.8	23.6	2.8	2.8	5.7	.7	4.9	.4	.4	1.4	10.4	11.9	51.4
Vance.....														54.0

*Did not take crop acreage census.

PER CENT OF TOTAL CULTIVATED ACRES PLANTED TO THE VARIOUS FARM CROPS IN NORTH CAROLINA
COUNTIES—Continued

County	Corn, Per Cent	Cotton, Per Cent	Tobacco, Per Cent	Wheat, Per Cent	Oats, Per Cent	Cow- peas, Per Cent	Soy- beans, Per Cent	Clover, Per Cent	Sor- ghum, Per Cent	Irish Potatoes, Per Cent	Sweet Potatoes, Per Cent	All Other Crops and Idle Land, Per Cent	Acres Plow Land, Per Head of Work Stock	Per Cent of Farms Oper- ated by Tenants
Wake	34.7	27.5	12.0	1.8	2.4	3.8	.5	.5	.3	.1	2.0	14.4	19.2	55.6
Warren	33.6	22.4	8.2	1.5	2.2	7.3	.5	4.0	.6	2.7	.9	16.1	18.2	54.8
Washington	46.4	11.1	.5		4.4	.3	17.5	.3		.6	1.3	17.6	17.9	43.2
Watauga														
Wayne														12.9
Wilkes	52.8		.7	18.4	2.7	5.0	1.2	2.1	.7	1.3	1.0	14.1		65.6
Wilson	24.0	22.2	10.9	.2	2.8	2.2	2.0	.1	.1	.3	1.0	34.2	6.1	18.0
Yadkin			7.7	22.8	4.6	4.8	.5	8.9	.4	.5	.5	14.9	24.5	75.2
Yancey	34.2	.2											16.2	20.3
State average	34.5	16.6	4.9	7.3	4.6	3.0	2.4	3.0	.5	.7	1.3	21.2	17.3	43.5

WHEN CROPS ARE PLANTED IN NORTH CAROLINA

Crops	Per Cent of Crops Planted Different Months											
	Jan.	Feb.	Mar.	Apr.	May	June	July	Aug.	Sept.	Oct.	Nov.	Dec.
Beans, dry.....			2	28	53	15	2					
Beans, green snap.....			4	50	42	4						
Beans, lima.....			2	36	49	13						
Broom corn.....				2	39	59						
Buckwheat.....				15	21	37	27					
Cabbage.....	3	19	23	20	14	11					6	4
Canadian peas.....		5	28	44	23							
Cantaloupes.....			4	45	48	3						
Carrots.....			12	54	34							
Cauliflower.....		13	37	37	13							
Celery.....				38	45	14	3					
Clover seed.....		6	26	16	2			5	27	18		
Corn, field.....			5	45	42	8						
Corn, sweet.....			35	48	17							
Cotton.....			2	45	51	2						
Cowpeas.....			1	15	20	48	16					
Cucumbers.....			5	49	39	5	2					
Egg-plant.....			15	38	47							
Kale.....		23	59	18								
Lettuce.....	5	24	41	23	2					3	1	1
Millet.....			7	15	37	32	9					
Oats.....	1	10	36	15				1	6	22	8	1
Onions.....		15	32	24	9				4	8	8	
Peanuts.....				26	70	4						
Peas, dry, field.....			1	14	30	47	8					
Peas, green.....	1	5	28	30	22	13	1					
Peppers.....		2	22	43	33							
Potatoes, Irish.....		19	42	27	6		3	3				
Potatoes, sweet.....			3	10	50	34	3					
Pumpkins.....			2	40	49	9						
Rye.....	1	1						1	27	48	19	3
Sudan grass.....			2	21	61	16						
Sugar beets.....			4	40	56							
Sugar-cane.....			38	62								
Soybeans.....			13	43	39	5						
Strawberries.....		5	11	15	4	2		5	28	19	11	
Timothy seed.....		4	26	34	2			4	16	14		
Tobacco, transplanted.....				16	65	19						
Tomatoes, transplanted.....			6	37	40	13	2	2				
Turnips.....			7	5	3		9	41	30	5		
Velvet beans.....			10	36	38	16						
Vetch.....			10	19	1				24	40	6	
Watermelons.....			6	44	47	3						
Wheat.....									4	55	38	3

THE MONTH THAT CROPS ARE HARVESTED

	May	June	July	Aug.	Sept.	Oct.	Nov.	Dec.
Corn, per cent.....				1	5	40	46	
Cotton, per cent.....				4	27	40	21	6
Hay, per cent.....	3	16	17	21	30	13		
Sweet potatoes, per cent.....			2	7	24	56	11	
Tobacco, per cent.....			20	40	33	7		
Wheat, per cent.....	2	83	12	1				
Peanuts, per cent.....			2	31	56	10	1	

FARM WAGES

AVERAGE WAGES PAID TO HIRED FARM LABOR—DECEMBER, 1923

District	Counties	By Month With Board	By Month Without Board	By Day With Board (Including Daily Earnings of Piece-workers)	By Day Without Board (Including Daily Earnings of Piece-workers)	
1	Alleghany.....	\$ 34.58	\$ 45.27	\$ 1.42	\$ 1.77	
	Ashe.....	26.23	30.83	1.46	1.78	
	Avery.....	35.00	48.00	1.61	2.04	
	Caldwell.....	15.00	25.00	1.88	2.17	
	Surry.....	28.00	41.17	1.45	1.85	
	Watauga.....	32.50	48.00	1.50	2.25	
	Wilkes.....	27.10	38.00	1.31	1.77	
	Yadkin.....	22.50	35.00	1.38	1.70	
	Northern Mountain (N.W.).....	29.50	43.25	1.47	1.88	
	4	Buncombe.....	30.00	46.80	1.83	2.24
		Burke.....	33.75	44.25	1.56	1.75
Cherokee.....		30.50	43.00	1.50	2.00	
Clay.....		20.00	30.00	1.75	2.25	
Graham.....						
Haywood.....		35.33	42.00	1.75	2.15	
Henderson.....		28.00	39.17	1.62	1.91	
Jackson.....		27.50	40.00	2.00	2.50	
McDowell.....		31.50	42.38	1.55	1.90	
Macon.....		30.00	39.33	1.42	1.83	
Madison.....		26.50	36.66	1.25	1.65	
Mitchell.....		40.00	50.00	2.33	2.67	
Polk.....		30.00	50.00	1.75	3.75	
Rutherford.....		31.66	45.00	1.83	2.25	
Swain.....		30.00	45.00	2.00	2.50	
Transylvania.....		30.00	43.00	2.00	2.50	
Yancey.....		33.75	50.00	1.60	2.07	
Western Mountain (W.).....		30.87	43.13	1.65	2.10	
2		Alamance.....	26.00	43.40	1.54	1.90
	Caswell.....	21.67	28.33	1.33	1.63	
	Durham.....	30.00	45.00	1.75	2.50	
	Forsyth.....	35.00	46.00	1.91	2.38	
	Franklin.....	25.00	35.00	1.25	1.50	
	Granville.....	24.29	35.17	1.67	2.25	
	Guilford.....	35.00	44.14	1.64	2.11	
	Orange.....	26.25	41.25	1.88	2.50	
	Person.....	25.00	37.00	1.20	1.75	
	Rockingham.....	22.50	35.00	2.00	2.50	
	Stokes.....	32.92	43.64	1.78	2.31	
	Vance.....	28.33	40.00	1.75	2.08	
	Warren.....	25.67	36.67	1.63	1.92	
	Northern Piedmont (N.).....	29.00	40.00	1.65	2.15	

FARM WAGES—Continued

AVERAGE WAGES PAID TO HIRED FARM LABOR—DECEMBER, 1923

District	Counties	By Month With Board	By Month Without Board	By Day With Board (Including Daily Earnings of Piece-workers)	By Day Without Board (Including Daily Earnings of Piece-workers)	
5	Alexander.....	\$ 27.50	\$ 37.83	\$ 1.48	\$ 1.83	
	Catawba.....	25.00	40.00	1.38	1.70	
	Chatham.....	28.12	41.62	1.66	2.03	
	Davidson.....	25.00	40.00	1.67	2.00	
	Davie.....	30.00	42.50	1.75	2.50	
	Iredell.....	25.71	39.00	1.38	1.94	
	Lee.....	25.00	36.25	1.20	1.70	
	Randolph.....	33.00	46.00	1.60	2.00	
	Rowan.....	27.12	40.62	1.62	1.99	
	Wake.....	26.67	33.33	1.14	1.56	
	Central Piedmont (C.).....	27.00	39.00	1.47	1.89	
	8	Anson.....	25.00	37.50	1.33	1.75
		Cabarrus.....	26.00	38.40	1.46	1.84
		Cleveland.....	25.00	41.25	1.23	1.76
Gaston.....		28.33	43.00	1.46	2.04	
Lincoln.....		27.50	37.50	1.67	1.90	
Mecklenburg.....		27.14	38.33	1.21	1.43	
Montgomery.....		25.88	39.25	1.45	1.95	
Moore.....		30.00	45.00	2.00	2.03	
Richmond.....		30.00	37.50	1.50	2.00	
Stanly.....		28.57	38.71	1.54	2.00	
Union.....		24.17	36.33	1.33	1.71	
Southern Piedmont (S.).....		26.29	39.18	1.40	1.82	
3		Bertie.....	23.20	36.00	1.59	1.90
		Camden.....	25.00	40.00	1.50	2.00
	Chowan.....	25.00	35.00	2.00	2.50	
	Currituck.....	35.00	60.00	1.50	2.00	
	Dare.....	45.00	60.00	2.00	2.50	
	Edgecombe.....	30.00	40.75	1.25	1.69	
	Gates.....	24.20	37.50	1.63	2.33	
	Halifax.....	24.12	34.14	1.50	1.91	
	Hertford.....	22.00	33.33	1.58	2.17	
	Martin.....	25.83	36.25	1.58	2.25	
	Nash.....	23.00	33.75	1.29	1.70	
	Northampton.....	20.00	30.00	1.50	2.00	
	Pasquotank.....	30.00	35.00	1.25	1.50	
	Perquimans.....					
	Tyrrell.....					
	Washington.....	40.00	60.00	1.50	2.00	
Northern Coastal (N.E.).....	25.32	37.61	1.54	1.97		

FARM WAGES—Continued

AVERAGE WAGES PAID TO HIRED FARM LABOR—DECEMBER, 1923

District	Counties	By Month With Board	By Month Without Board	By Day With Board (Including Daily Earnings of Piece-workers)	By Day Without Board (Including Daily Earnings of Piece-workers)
6	Beaufort.....	\$ 30.00	\$ 42.50	\$ 1.75	\$ 2.00
	Carteret.....	25.00	35.00	1.25	1.75
	Craven.....	32.50	42.50	1.33	1.69
	Greene.....	25.00	31.67	1.38	1.67
	Hyde.....	27.50	28.00	1.00	1.20
	Johnston.....	25.00	38.00	1.45	1.80
	Jones.....	20.00	30.00	1.00	1.50
	Lenoir.....	25.75	39.38	1.08	1.75
	Pamlico.....				1.70
	Pitt.....	27.33	40.67	1.75	2.19
	Wayne.....	25.00	31.67	1.25	1.50
	Wilson.....	30.33	43.33	1.50	2.06
	Central Coastal (E.).....	26.64	37.02	1.36	1.77
	9	Bladen.....	26.00	36.00	1.25
Brunswick.....		25.00	45.00	1.37	1.75
Columbus.....		25.14	36.50	1.45	1.48
Cumberland.....		26.00	35.00	1.25	1.50
Duplin.....		25.00	38.33	1.25	1.67
Harnett.....		33.33	48.33	1.50	2.06
Hoke.....		20.00	30.00	1.00	1.25
New Hanover.....		26.00	36.00	1.25	2.00
Onslow.....		26.67	35.00	1.35	1.85
Pender.....		32.50	45.25	1.13	1.63
Robeson.....		17.67	26.00	.94	1.25
Sampson.....		31.33	41.00	1.20	1.67
Scotland.....		24.17	35.00	1.00	1.44
Southern Coastal (S.E.).....		26.22	36.41	1.24	1.61
State.....		28.00	39.00	1.95	2.45

CHAPTER X

PUBLIC EMPLOYMENT SERVICE

The Public Employment Bureau, established in the Department of Labor and Printing by an act of the General Assembly of 1921, has clearly demonstrated its value to the State in bringing together the jobless man and the manless job in thousands of instances since the development of the system was started. The placing of 30,000 men and women in gainful occupations the past year clearly shows that the question of whether the public employment service is needed has gone beyond the disputable stage.

It is no longer a question of whether the State should provide schools for the education of its future citizens, and the public has, also, come to realize that a man without a job is as helpless as a child without an education. Finding employment for a man out of work is now a necessary public function and sentiment is crystallizing into the belief that the State has done well to provide the means by which the unemployed may be directed into avenues of activity which enables them to earn a livelihood.

Too little attention has hitherto been paid to the assembling and distribution of human labor, which plays the most important part in producing the finished product. There is no question but that the collection of materials and products is a proper function of corporations and private enterprises, but dealing with the human element, the movement of labor, and the protection of its rights, should not properly be left to profit-earning organizations, or to fee-charging agencies. Hence the need for a public employment service in every large industrial center.

The act creating the public employment service authorizes the Director to enter into coöperative agreements with the governing authorities of municipalities, counties, townships, or school corporations in the State, and with the United States Employment Service, in the establishment and operation of local employment offices in communities which respond to the requirements. Under this plan of coöperation a chain of offices have been established in Asheville, Charlotte, Greensboro, Wilmington, and Winston-Salem, the operation of which is directed from the Department of Labor and Printing at the State capital. The Federal Government furnishes office quarters (in cities having public buildings with available space), supplies, and the franking privilege; local authorities supply clerks and telephones, and the State pays the salaries of employment superintendents.

Statistical data presented in this chapter indicates that the public employment service is rapidly developing into a necessary agency of the State government. The number of placements has advanced from

23,251 in 1922 to 30,219 in 1924. Many of those for whom employment was found were men and women in destitute circumstances who were unable to obtain work for themselves. The aggregate number of applications for positions reported by the various offices during the year was 38,713. Of these 29,703 were males, and 9,010 were females. The total number of persons applied for by employers during this period was 35,641.

The continued coöperation of the Federal Government, through Director General Francis I. Jones, in the development of the Service in the State indicates its approval of local supervision. It is only fair to say that without Government aid it would have been practically impossible to reach the state of efficiency, in the development of the Service, which it maintains at the present stage of its existence. Maintenance of the central office in Raleigh, supplying office equipment, supplies and the franking privilege for local offices constitutes no small saving to the State in operating expenses.

Local superintendents and their assistants have rendered faithful and efficient service during the period covered by this report, and are entitled to the strongest commendation from the constituted authorities for the exercise of tact and patience in the discharge of their official duties, under many trying circumstances.

The following tables show the extent to which the Service has been able to serve applicants for positions and those in need of workers from October 1, 1923, to October 31, 1924.

TABLE I—SUMMARY BY LOCAL OFFICES, OCTOBER 1, 1923, TO OCTOBER 31, 1924

SEX: MALE

Offices	Registrations			Help Wanted			Referred			Reported Placed		
	Unskilled	Skilled	Clerical and Professional	Unskilled	Skilled	Clerical and Professional	Unskilled	Skilled	Clerical and Professional	Unskilled	Skilled	Clerical and Professional
Asheville.....	3,183	1,094	209	3,356	882	30	3,406	913	29	3,324	861	27
Charlotte.....	4,189	1,253	788	6,161	1,198	362	4,177	1,228	453	4,175	1,022	230
Greensboro.....	3,384	1,273	662	2,073	651	369	2,404	819	435	1,847	501	287
Raleigh.....	1,249	1,406	909	1,993	1,051	273	1,170	1,197	434	1,133	898	269
Wilmington.....	3,880	2,000	207	4,101	1,809	157	3,750	1,793	160	3,671	1,701	157
Winston-Salem.....	3,171	445	401	3,205	341	175	3,423	360	197	2,984	322	170
Totals.....	19,056	7,471	3,176	20,889	5,932	1,366	18,330	6,310	1,708	17,134	5,305	1,140
Grand totals.....	Registra- tions, 29,703			Help Wanted, 28,187			Referred, 26,348			Reported Placed, 23,579		

SEX: FEMALE

Offices	Registrations			Help Wanted			Referred			Reported Placed		
	Domestic	Industrial	Clerical and Professional	Domestic	Industrial	Clerical and Professional	Domestic	Industrial	Clerical and Professional	Domestic	Industrial	Clerical and Professional
Asheville.....	1,456	12	214	1,750	22	44	2,008	21	44	1,646	19	38
Charlotte.....	538	42	457	425	36	248	608	49	319	400	30	189
Greensboro.....	1,410	80	647	1,072	28	318	1,189	37	394	907	25	306
Raleigh.....	933	116	786	919	34	507	794	62	634	687	45	476
Wilmington.....	425	149	145	395	83	133	394	95	133	378	81	128
Winston-Salem.....	1,122	121	257	1,298	56	86	1,469	64	104	1,146	55	84
Totals.....	5,984	520	2,506	5,859	259	1,336	6,462	328	1,428	5,164	255	1,221
Grand totals.....	Registra- tions, 9,010			Help Wanted, 7,454			Referred, 8,218			Reported Placed, 6,640		

TABLE II—PLACEMENTS FOR THE YEAR OCTOBER 1, 1923,
TO OCTOBER 31, 1924

MALE			
Month	Skilled	Unskilled	Clerical and Professional
October.....	576	1,317	85
November.....	482	985	51
December.....	413	992	64
January.....	454	1,328	91
February.....	426	1,178	139
March.....	417	1,150	124
April.....	544	1,825	106
May.....	379	1,921	93
June.....	415	1,553	110
July.....	441	1,770	117
August.....	332	1,373	57
September.....	426	1,742	103
Totals.....	5,305	17,134	1,140

FEMALE			
Month	Domestic	Industrial	Clerical and Professional
October.....	310	20	104
November.....	287	16	60
December.....	252	16	63
January.....	459	7	131
February.....	324	25	135
March.....	391	26	109
April.....	542	25	115
May.....	403	42	81
June.....	450	15	86
July.....	628	27	116
August.....	530	22	94
September.....	588	14	127
Totals.....	5,164	255	1,221

> WAGES

The Department made a study of wages prevailing in the various trades, professions, and industries for the period beginning October 1, 1923, and ending October 31, 1924. The data was obtained through the various public employment offices operated in the State, by inquiries made of establishments and other agencies who employ labor.

During the period covered by the survey, the wages of practically all wage-earners reached higher levels. Organized classes appear to

have fared the better, although a large percentage of willing workers generally received compensation more in keeping with the spirit of the times and changed conditions.

A study of the reports from various localities show that the average wage is based largely upon living conditions, supply and demand. Scarcely any two cities in the State show the same wage scale for any class of labor, either organized or unorganized.

AVERAGE WEEKLY WAGES IN VARIOUS EMPLOYMENTS

Following are the average weekly wages paid the various classes represented in the tabulations, for the year 1924:

Auto mechanics	\$30.00	Caller, chief	\$29.00
Barbers	33.00	Callers	27.50
Bakers	35.00	Conductors, passenger	45.00
Blacksmiths	33.00	Baggage masters	32.00
Bookkeepers	35.00	Flagmen, passenger	35.00
Bricklayers	47.00	Conductors, freight	43.00
Chauffeurs	22.00	Brakemen, freight	32.00
Clerks	22.50	Conductors, yard	44.00
Cooks, family	7.00	Switchmen, yard	43.00
Concrete workers	19.00	Car repairmen	37.00
Carpenters	32.00	Boilermakers	43.00
Electricians	45.00	Boilermaker helpers	29.00
Civil engineers	50.00	Machinists, first-class	43.00
Engineers, stationary	40.00	Machinists, second-class	40.00
Engineers, steam shovel.....	44.00	Machinist helpers	29.00
Farm help	10.00	Pipe fitters	40.00
Firemen, stationary	30.00	Track foremen	31.00
Gardeners	15.00	Track laborers	15.00
Hospital helpers	11.00	Bridge foremen	37.00
Janitors (private)	15.00	Bridge carpenters	30.00
Laborers	15.00	Bridge carpenter helpers.....	20.00
Lumbermen	15.00	Bridge laborers	20.00
Musicians	35.00	Chief clerks	42.00
Machinists	35.00	Clerks—railway	32.00
Metal workers	30.00	Clerks.....	30.00
Pipe fitters	60.00	Stenographers, railway	32.50
Plumbers	50.00	Motormen	30.00
Painters	34.00	Conductors	30.00
Printers	42.00	Track laborers	15.00
Plasterers	48.00	Foremen, track	27.00
Engineer, passenger	50.00	Servants	7.00
Firemen, passenger	50.00	Salesmen	32.00
Engineer, freight	52.00	Salesladies	17.50
Engineer, switch	47.00	Stenographers	27.50
Firemen, switch	38.00	Waiters	10.50
Firemen, freight	39.00		

AVERAGE WAGES FACTORY EMPLOYEES—MALE

	<i>Day</i>	<i>Month</i>	<i>Year</i>
COTTON MILL EMPLOYEES :			
Highest	\$5.20	\$135.20	\$1,622.40
Lowest	2.00	52.00	624.00
Average	\$3.60	\$93.60	\$1,123.20
FURNITURE FACTORY EMPLOYEES :			
Highest	\$5.75	\$149.50	\$1,794.00
Lowest	2.06	53.56	642.72
Average	\$3.90	\$101.53	\$1,218.36
KNITTING MILL EMPLOYEES :			
Highest	\$5.60	\$145.60	\$1,747.20
Lowest	2.01	52.26	627.12
Average	\$3.80	\$98.93	\$1,187.16
TOBACCO MANUFACTURERS' EMPLOYEES :			
Highest	\$4.51	\$117.26	\$1,407.12
Lowest	1.88	48.88	586.56
Average	\$3.19	\$83.07	\$996.84

AVERAGE WAGES FACTORY EMPLOYEES—FEMALE

	<i>Day</i>	<i>Month</i>	<i>Year</i>
COTTON MILL EMPLOYEES :			
Highest	\$3.25	\$84.50	\$1,014.00
Lowest	1.30	33.80	405.60
Average	\$2.27	\$59.15	\$709.80
FURNITURE FACTORY EMPLOYEES :			
Highest	\$2.70	\$70.20	\$842.40
Lowest	1.92	49.92	599.04
Average	\$2.31	\$60.06	\$720.72
KNITTING MILL EMPLOYEES :			
Highest	\$3.48	\$90.48	\$1,085.76
Lowest	1.45	37.70	452.40
Average	\$2.46	\$64.09	\$769.08
TOBACCO MANUFACTURERS' EMPLOYEES :			
Highest	\$2.82	\$74.32	\$891.84
Lowest	1.45	37.70	452.40
Average	\$2.13	\$56.01	\$672.12

BUREAU OF LABOR FOR THE DEAF

To HON. M. L. SHIPMAN,

Commissioner of Department of Labor and Printing.

DEAR SIR:—I have the honor to submit this, the first annual report of the Bureau for the Deaf, covering the period from April 1, 1923, to October 1, 1924.

It was in the Legislature of 1923 that the first movement was made for the establishment of a Bureau of Labor for the Deaf. That body made an appropriation for beginning the work, and in April, 1923, the work of this agency was begun.

The purpose of this agency, as is known to you, is to aid the deaf of the State in a special way. The duties prescribed with this are: The bureau shall secure and keep a census of the deaf and obtain facts, information, and statistics as to their condition in life with a view to the betterment of their lot; shall endeavor to obtain statistics and information of the condition of labor, employment, and education of the deaf in other states with a view to promoting the general welfare of the deaf of this State.

Within this period we have done our best to discharge the mentioned duties. We wish to state that there are many positions that can be filled by capable deaf people to the satisfaction of any considerate employer, especially in the industries of the State. This fact must first be emphasized to some employers. Along this line we have carried a campaign of education. We must say that we should keep up this canvass to a greater extent. We have made an honest effort to place every applicant in a situation satisfactory to him or her. We do not confine our activities to employment alone, but help the deaf in some other ways. We have tried to discourage practices on the part of some employers who hire deaf persons, find them inefficient and discharge them on the assumption that they represent the deaf as a class, and to get them to see that it is manifestly unfair to appraise the qualifications of the deaf as a whole by the shortcomings of a few, and that this practice entails a hardship on the deaf. Furthermore, we have made understood to the public that the deaf dislike to be given employment for charity's sake, and that all they ask is a fair show.

The table on the following page shows the class of placements we have made.

TABLE A—INDUSTRY AND OCCUPATION

Industry and Occupation	Referred	Placed	Unplaced
Agriculture—			
Farm hands.....	7	2	5
Building and construction—			
Carpenters.....	32	14	22
Painters, paperhangers, etc.....	8	1	7
Bricklayers.....	2	1	1
Building trade helpers.....	4	2	3
Clerical—			
Bookkeepers.....	4		4
Typists.....	2	1	1
Office clerks.....	3	1	2
Clothing and textiles—			
Hand-sewing trades.....	14	6	9
Tailors.....	2		2
Power-machine operators.....	2	2	
Shirt, collar, and cuff workers.....	2	1	1
Textile workers.....	30	17	11
Mill helpers.....	3	2	1
Domestic and personal service—			
Domestics.....	8	1	8
Laundry, cleaning, dyeing.....	1	1	
Food, beverages, and tobacco—			
Confectionery workers.....	2	1	1
Cigar, cigarette, and tobacco workers.....	17	7	9
Ice-cream factory helper.....	1	1	
Hotel and restaurant—			
Cooks.....	2		2
Kitchen workers.....	1		1
Leather, rubber, and allied products—			
Shoe workers.....	4	1	5
Lumber—			
Woods laborers.....	1	1	
Metals and machinery—			
Auto garage workers.....	4	1	4
Machinists.....	1	1	
Motion-picture operators.....	1		1
Paper manufacture—			
Paper box and bag workers.....	3		3
Printing trades—			
Printers and pressmen.....	15	5	12
Feeders and bindery workers.....	4	2	4
Professional and technical—			
Teachers.....	3	2	1
Woodworking and furniture—			
Cabinetmakers and furniture finishers.....	2	1	1
Machine woodworkers.....	3	3	1
Coffin makers.....	2	2	
Miscellaneous—			
Barber.....	1		1
Salve factory worker.....	1		1
Newspaper agent.....	1	1	
Common labor.....	1		1
Casual workers.....	5		5
Totals.....	199	81	130

According to the fourteenth census of the United States, the number of the deaf enumerated in this State is 1,189. We have received from the schools for the deaf and also from the United States Census Department lists of names and addresses of the deaf in the State. We mailed a special schedule to each of the given number of the deaf, requesting information as to causes of deafness, age when hearing was lost, existence of deafness among relatives, education, occupation, means of communication.

The number of the filled questionnaires returned is 342. Death has taken a good many of the deaf, we must admit, but this number is very small in comparison with the 1,189. The question that arises at once is, Are the rest of the deaf too ignorant to give any answers, and therefore are unaware of the existence of this bureau? The very few returned letters not called for show that all the other letters have been received.

Out of the returns we registered 221 as in need of help. Table A indicates that help wanted is small. It is due either to lack of education regarding or prejudice existing on the part of the employer. In both Table A and Table B preference to employment in factories is evident on the part of the women. We see that this work bears no relation to the instruction received in the schools; they do not care much for domestic work. The record presents that except in the case of printers and carpenters the men take up whatever work they find at hand. In the clerical or professional field the deaf find it difficult to obtain work, owing to the fact that hearing is necessary. A large number of the unskilled deaf applicants is noticeable. A small part of this number has secured work with difficulty for understandable reasons. The chief reason is that they are deficient in shop language, and thereby greatly handicapped by delay in the giving and understanding of orders. This must not be taken for granted that this class is of abnormal intelligence. Most of them are normal in every respect, as easily decided in personal conversation. In our opinion the number of skilled men-workers is good in proportion to the number registered.

We have been taking great care helping to keep the "square pegs" out of the "round holes." For every man there is some kind of job that fits his peculiarities of body and of mind. We find too many working in factories when they ought to work on the farm. Before us is the problem in helping that man and that job to find each other. Therefore our work is necessarily slow.

The table of reported causes of deafness, as was received in the year 1923 from the School for the Deaf at Morganton, N. C., is given on the following pages:

AGES WHEN HEARING WAS LOST

Age	Boys	Girls	Age	Boys	Girls
1 month.....	3		21 months.....	1	
5 weeks.....		1	2 years.....	35	34
6 weeks.....		2	2½ years.....	3	3
2 months.....	1	3	3 years.....	25	11
3 months.....	2	4	3½ years.....	1	1
5 months.....	2	2	4 years.....	16	12
6 months.....	11	5	5 years.....	8	5
7 months.....	3	4	5½ years.....		2
8 months.....	5		6 years.....	6	7
9 months.....	3	3	7 years.....	3	3
10 months.....	3	6	8 years.....	2	1
11 months.....	8		9 years.....	2	2
1 year.....	42	14	10 years.....	2	1
13 months.....	1	1	11 years.....		1
15 months.....	5	2	12 years.....	1	
16 months.....	1		14 years.....	1	
17 months.....	1		17 years.....	1	
18 months.....	19	21	18 years.....		1
20 months.....	1	3			

In Table B it will be seen that abcess in the ear was the chief cause of deafness, and meningitis the next. But scarlet fever was the chief cause as found in Table C. The number of born totally deaf in Table B is greater than in Table C in proportion. The reason of this is hard to find.

We regret not having received any report of causes of deafness and means of communication among the colored deaf from the school for the colored deaf. Possibly this is due to difficulty on the part of the said school in obtaining correct information from the parents of colored deaf children.

TABLE C—CAUSES OF DEAFNESS, AS FOUND IN THE ANSWERS TO QUESTIONNAIRES

WHITE		
Cause	Male	Female
Scarlet fever.....	10	6
Measles.....	4	6
Diseases.....	6	2
Abscess.....	1	
Adenoids.....	1	2
Diphtheria.....		2
Influenza.....		2
Teething.....		1
Tonsilitis.....		1
Bronchitis.....	11	
Chicken-pox.....	1	
Whooping-cough.....	8	5
Catarrh.....	2	1
Colds.....		2
Malaria fever.....	1	
Mumps.....	2	1
Meningitis.....	6	7
Brain fever.....	1	1
Typhoid fever.....	8	1
Paralysis or infantile paralysis.....	2	1
Fall.....	2	1
Blood poison.....		1
Hay fever.....	1	
Kicked by a horse.....	1	
Nerve of the ear.....		1
Nose bleeding.....	1	
Unknown causes.....	37	16
Born totally deaf.....	83	56
Born partially deaf.....	2	
Born blind and deaf.....	1	
	172	116
Total.....		288
Not reported.....		25
Grand total.....		313

COLORED		
Cause	Male	Female
Scarlet fever.....	1	2
Meningitis.....		2
Fall.....	2	
Rheumatism.....	1	
Earache.....	1	
Hard hit on the head.....	2	
Unknown causes.....	6	1
Born totally deaf.....	1	
	14	5
Total.....		19
Not reported.....		10
Total colored.....		29
Total white.....		313
Grand total.....		342

The means of communication chiefly followed by the deaf, as shown in Table D, is writing. This table is made up from the answers given to the questionnaires mailed by the bureau.

TABLE D—COMMUNICATION OF THE DEAF

WHITE			
Methods	Male	Female	Total
Speech and finger.....		1	1
Speech, writing.....	9	2	11
Speech, writing (finger).....		1	1
Speech, writing (signs).....	2	1	3
Speech, signs.....	2	1	3
Speech only.....	15	9	24
Not using speech—			
Writing, finger, signs.....	1	2	3
Writing, finger.....	3	1	4
Writing, signs.....	8		8
Signs only.....	10		10
Writing only.....	68	23	91
Fingers only.....	2		2
	120	41	161
Not reported.....			152
Total.....			313

COLORED			
Methods	Male	Female	Total
Speech and finger.....		1	1
Speech, writing.....	1		1
Speech, writing (finger).....		1	1
Speech, writing (signs).....			
Speech, signs.....	1		1
Speech only.....	2	2	4
Not using speech—			
Writing, finger, signs.....	1		1
Writing, finger.....		1	1
Writing, signs.....	3		3
Writing only.....	6	2	8
Signs.....	2		2
Fingers only.....			
	16	7	23
Not reported.....			6
Total.....			29
Grand total.....			342

Cities visited to help the deaf in different ways:

1923	1923
1. Apr. 17..... At Morganton	21. Nov. 15..... At Durham
2. May 17..... At Selma	22. Nov. 16..... At Statesville
3. June 10..... At Charleston	23. Nov. 16..... At Hickory
4. June 10..... At Concord	24. Nov. 17..... At Morganton
5. June 11..... At Salisbury	25. Nov. 18..... At Asheville
6. June 12..... At Burlington	26. Nov. 20..... At Canton
7. June 12..... At Durham	
8. July 14..... At Greensboro	1924
9. July 24..... At Wilson	27. Feb. 1..... At Kittrell
10. July 25..... At Turkey	28. Feb. 1..... At Henderson
11. Aug. 18..... At Asheville	29. Feb. 2..... At Roanoke Rapids
12. Aug. 20..... At Morganton	30. Feb. 3..... At Weldon
13. Sept. 9..... At Wilmington	31. Mar. 22..... At Greensboro
14. Sept. 11..... At Southport	32. Mar. 23..... At Winston-Salem
15. Sept. 24..... At Durham	33. Apr. 11..... At Varina
16. Oct. 10..... At Greensboro	34. Apr. 11..... At Fayetteville
17. Oct. 10..... At Reidsville	35. Apr. 12..... At Pembroke
18. Oct. 11..... At High Point	36. Apr. 12..... At Charlotte
19. Oct. 11..... At Ashboro	37. July 26..... At Newton Grove
20. Oct. 23..... At Ashboro	38. Aug. 13..... At Asheville
	39. Aug. 15..... At Canton

It has been our observation that it is more effective to obtain information and statistics about conditions of life among the deaf people and to find employment for or to help lift them morally and socially by personal contact than by correspondence. This entails much traveling on our part. For this purpose we have visited 39 cities.

We found most of the deaf in possession of good farms. Some of them asked us to find them employment in the city, so they could enjoy city social life. But we advised them to stay on their own farms, and showed them the wonderful opportunities they never dreamed of before in their lands. To our surprise many of them had never before asked any of the officials of the State Department of Agriculture to come and make demonstration on their lands, such as right methods of plowing, orchard grafting, poultry breeding, and the like, and also home demonstration among the deaf wives and mothers. We found one deaf woman struck helpless by the instant death of her husband with four children left on her weak shoulders. We succeeded in seeing to it that her husband's life insurance come properly to her and putting two of her children in an orphanage, the rest having been taken care of by one of her relatives, to her relief, and beside that, we helped her secure employment.

It is evident that the bureau should do more than just finding the deaf employment. It should do its utmost in the social, moral, and financial uplift of the deaf.

A summary of our daily reports is given on following page. The large number of callings at the office considering the great extent of this State

is indicative of their inability to carry on intelligible correspondence. It is also noticed that employment and advice desired in correspondence are almost equal in number.

Personal calls at Bureau.....	51
Writing to Bureau.....	164
Seeking employment.....	133
Seeking advice.....	132

This table is subdivided as follows :

MALES

Registrations:		Referred:	
Unskilled	97	Unskilled	97
Skilled	69	Skilled	69
Clerical and professional.....	2	Clerical and professional.....	2
	<hr/>		<hr/>
Total	168	Total	168
Help wanted:		Reported placed:	
Unskilled	20	Unskilled	14
Skilled	81	Skilled	41
Clerical and professional.....	5	Clerical and professional.....	2
	<hr/>		<hr/>
Total	106	Total	57

FEMALES


Registrations:		Referred:	
Domestic	13	Domestic	8
Industrial	39	Industrial	20
Clerical and professional.....	3	Clerical and professional.....	3
	<hr/>		<hr/>
Total	55	Total	31
Help wanted:		Reported placed:	
Domestic	12	Domestic	1
Industrial	26	Industrial	21
Clerical and professional.....	5	Clerical and professional.....	2
	<hr/>		<hr/>
Total	43	Total	24

As you understand, this bureau has been a short time in existence, not yet completed in its organization, and therefore we have not been able to make a full survey of the number, condition, etc., of the deaf inmates in all the county homes. However, we have learned from the North Carolina State Board of Charities and Public Welfare that there are 41 deaf inmates in these institutions. Some of them are too old, or too weak physically to work; some, not very old, but crippled, and others young but unable to make a living through lack of industrial training. These inmates seem to be crushed by loneliness, brought about largely by their deafness.

It may interest you to know that the said board appreciates our desirability of having the deaf inmates brought together in a single institution. This home would not only bring them to something like normalcy, but be the place where deaf visitors, with deaf ministers or hearing ministers familiar with the deaf, would help give them happiness and spiritual uplift.

Before closing we wish to express our gratitude to you for your cordial support to this bureau, and also for your keen interest in the advancement and betterment of the deaf in general.

Respectfully yours,

A handwritten signature in cursive script that reads "J. M. Robertson". The signature is written in dark ink and is positioned above the typed name.

Chief, Bureau for the Deaf.

CHAPTER XI

NEWSPAPERS AND PERIODICALS

In this chapter is presented a list of the daily, weekly, semiweekly, monthly, semimonthly, quarterly, semiannual and annual publications at the close of the biennial period ending December 31, 1924. As usual, there have been numerous changes in the ownership and management of these publications since the last report of the Department was issued.

The number of establishments reporting (including those which produce daily and weekly publications with the same equipment) is 290. The total circulation has advanced to 2,266,216, viz.: morning dailies, 135,064; afternoon dailies, 117,395; weeklies, 771,665; semiweeklies, 105,383; triweekly, 3,100; monthlies, 864,309; semimonthly, 66,000; quarterly, 100,700; bimonthly, 2,000; semiannual, 500; annual, 100,000.

The value of plants reported by publishers who employ their own equipment in operations is \$4,322,531, a considerable number of the publications being printed by contract. 1,786 persons are reported employed in plant operations whose total compensation per year amounts to \$2,584,551.

Two hundred eighty-five typesetting machines and 1,786 units of horsepower are employed by publishing plants in mechanical operations. Average number of hours constituting a day's work, eight and fifty-eight minutes.

The following tables show information in detail touching the newspaper plants of the State.

SUMMARY FOR 1924

How Issued	Number	Circulation
Morning daily.....	12	135,064
Afternoon daily.....	29	117,395
Weekly.....	165	771,665
Semiweekly.....	26	105,383
Thrice-a-week.....	1	3,100
Monthly.....	36	864,309
Semimonthly.....	9	66,000
Bimonthly.....	1	2,000
Annual.....	1	100,000
Quarterly.....	9	100,700
Semiannual.....	1	500
Totals.....	290	2,266,216

CLASSIFICATION BY THE PUBLISHERS

Democratic.....	86	Labor.....	5
Independent-Democratic.....	46	Trade and industrial.....	6
Republican.....	8	Agricultural, etc.....	7
Independent-Republican.....	1	Educational and literary.....	21
Independent.....	48	Medical.....	1
Religious.....	27	Almanac.....	1
Fraternal.....	4	Local.....	20
Temperance.....	1	Health.....	1
Orphanage.....	4	Historical.....	1
Economic-social.....	1		
Scientific.....	1	Total.....	290

TABLE No. 1—Showing List of Newspapers in North Carolina

No.	County	Town	Name of Paper	Editor	Proprietor
1	Alamance.....	Burlington.....	Burlington Journal.....	William H. Jordan.....	Jordan Publishing Co., Inc.
2	do.....	do.....	Burlington News (e).....	O. F. Crowson.....	Burlington News Co.
3	do.....	Graham.....	The Alamance Gleaner.....	J. D. Kernodle.....	J. D. Kernodle
4	do.....	do.....	Mebane Enterprise.....	C. S. Parnell.....	C. S. Parnell
5	Alexander.....	Taylorsville.....	Taylorsville Times.....	J. M. Miller.....	Western Carolina Publishing Co.
6	Alleghany.....	Sparta.....	The Alleghany Star.....	Carson & Fields, Owners.....	
7	Anson.....	Lilesville.....	Lilesville Courier.....	G. J. Watson.....	G. J. Watson
8	do.....	Morven.....	Morven Sentinel.....	G. J. Watson.....	G. J. Watson
9	do.....	do.....	Messenger and Intelligencer*.....	R. B. Boylin.....	J. T. Foylin
10	Ashe.....	Wadesboro.....	Northwestern Herald.....	D. Clinton Nance.....	N. W. N. C. Publishing Co., Inc.
11	do.....	West Jefferson.....	Ashe Recorder.....	W. C. Johnston.....	West Jefferson Publishing Co.
12	Avery.....	Elk Park.....	The Elk Park News.....	W. M. Dunn.....	A. P. Brinkley and M. G. Teaser
13	Beaufort.....	Belhaven.....	Belhaven Journal.....	Max B. Connor.....	G. A. Connor and B. C. Siska
14	do.....	Washington.....	Beaufort County Record*.....	J. J. Johnston.....	J. J. Johnston
15	do.....	do.....	Daily News (e).....	J. A. Osborne.....	J. A. Osborne
16	do.....	do.....	Washington Progress.....	W. K. Jacobson.....	W. K. Jacobson
17	Bertie.....	Aulander.....	Aulander Advance.....	A. L. G. Stephenson.....	A. L. G. Stephenson
18	do.....	Windsor.....	Windsor Ledger.....	L. A. Baggett.....	Baggett & Smith
19	Bladen.....	Clarkton.....	Bladen Journal.....	O. L. Clark, President.....	Corporation
20	Brunswick.....	Southport.....	Brunswick County News.....	W. R. Holmes.....	E. H. Smith
21	Buncombe.....	Asheville.....	Asheville Advocate.....	H. C. Caldwell.....	Advocate Publishing Co.
22	do.....	do.....	Asheville Times (e).....	D. H. Ramsey.....	Asheville Times Co.
23	do.....	do.....	Asheville Citizen (m).....	Charles K. Robinson.....	George Stephens and Chas. A. Webb
24	do.....	do.....	New Testament Christian.....	Lucius B. Compton.....	Eliada Orphanage
25	do.....	do.....	Our Mountain Work.....	R. P. Smith.....	Asheville Presbytery
26	do.....	Oteen.....	The Oteen Echo.....	Charles A. Sloane.....	The Echo Publishing Co.
27	Burke.....	Morganton.....	Deaf Carolinian.....	W. M. Shuford.....	State of North Carolina
28	do.....	do.....	The News-Herald.....	Beatrice Cobb.....	Beatrice Cobb
29	do.....	Valdese.....	The Enterprise.....	L. Bergen Bollinger.....	L. Bergen Bollinger
30	Cabarrus.....	Concord.....	Tribune (e).....	J. B. and N. M. Sherrill.....	J. B. Sherrill
31	do.....	do.....	The Concord Observer.....	G. Ed. Kestler.....	G. Ed. Kestler
32	do.....	do.....	Times.....	J. B. and W. M. Sherrill.....	J. B. Sherrill

*Same as last report.

TABLE No. 1.—Continued

No.	County	Town	Name of Paper	Editor	Proprietor
33	Cabarrus	Concord	Uplift*	J. P. Cook	Jackson Training School
34	do	Kannapolis	The Star	G. Ed. Kestler	G. Ed. Kestler
35	Caldwell	Lenoir	Lenoir Daily Sentinel (e)†	E. J. Moore	Corporation
36	do	do	Lenoir News-Topic	Fred H. May	Beaufort News Co., Inc.
37	Carteret	Beaufort	The Beaufort News	W. G. Mebane	R. T. Wade
38	do	Morehead City	The Coaster	A. T. Wade	A. Yancey Kerr
39	Caswell	Yanceyville	Caswell County Democrat	R. S. Pickets	Clay Printing Co.
40	Catawba	Hickory	Hickory Daily Record (e)	W. H. Essex	Hickory Publishing Co.
41	do	do	The Times-Mercury	C. H. Mebane	C. H. Mebane
42	do	Newton	Catawba News-Enterprise	Rev. A. R. Beck	N. C. Classic of Reformed Church
43	do	do	North Carolina Lutheran	C. Columbus Wagoner	O. J. Peterson
44	do	do	Reformed Church Standard	O. J. Peterson	The News Publishing Co.
45	Chatham	Pittsboro	The Chatham Record	J. B. Whitley	Tri-County Pub. Co. and J. W. Jones
46	do	Siler City	The Chatham News	J. Weimar Jones	Miss H. M. Berry
47	Cherokee	Andrews	Tri-County News	Bryan W. Sipe	H. L. Story
48	do	Murphy	The Cherokee Scout	H. L. Story	R. G. Shackell
49	Chowan	Edenton	The Albemarle Observer	R. G. Shackell	G. G. Page
50	do	do	The Edenton News (e)	G. G. Page	Highlander News Corp.
51	Cleveland	Kings Mountain	Kings Mountain Herald	A. D. James	Star Publishing Co.
52	do	Shelby	The Cleveland News	Lee B. Weathers	W. B. Keziah, Inc.
53	do	do	The Cleveland Star	W. B. Keziah	J. B. Dawson
54	Columbus	Whiteville	News-Reporter	S. B. Bledsoe	The Falcon Publishing Co.
55	Craven	New Bern	The Sun-Bernian (m)	Rev. J. D. Messick	W. J. McMurray and C. R. Wilson
56	do	do	The Sun-Journal (e)	William Edward Hayes	Sink & Mendenhall
57	Cumberland	Falcon	The Apostolic Evangel	E. E. Witherspoon	Charles M. Sturkey
58	do	Fayetteville	The Fayetteville Observer (e)	Arehibald Johnson	Baptist Orphanage
59	Davidson	Lexington	The Dispatch	Charles M. Sturkey	J. T. Westmoreland
60	do	Thomasville	Chartown News	J. C. Sell	J. C. Sell
61	do	do	Charity and Children	J. T. Westmoreland	E. H. Morris
62	do	do	The Times	J. Minor	Enterprise Publishing Co.
63	Davie	Cooleece	Cooleece Journal	W. Henry Davis	W. Henry Davis
64	do	Mocksville	Crusader		
65	do	do	Enterprise*		
66	do	do	The Hornet		

67	do	The Davie Record	C. Frank Stroud	C. Frank Stroud
68	Duplin	Rose Hill	R. L. Carr	R. L. Carr
69	do	Warsaw	A. C. Stallings	Corporation
70	do	do	J. N. Bennett	Sun Publishing Co.
71	Durham	Durham Morning Herald (m)	W. N. Keener	E. T. Rollins and C. C. Council
72	do	Durham Sun (e)	W. W. Weaver	Durham Publishing Co.
73	do	South Atlantic Quarterly	W. H. Wannamaker, W. K. Boyd	South Atlantic Publishing Co.
74	do	The Southern Republican	W. W. Weaver	Durham Publishing Co.
75	do	Trinity Alumni Register	Richard E. Thiggen	Trinity College Alumni Association
76	do	College Station, Durham	F. H. Shinn	College Literary Societies
77	Edgecombe	Rocky Mount	H. W. Townsend	H. W. Townsend
78	do	Tarboro	Paul Jones	H. C. Bourne and V. H. Creek
79	Forsyth	Winston-Salem	J. B. Goslen	Bum's Almanac Syndicate
80	do	do	J. M. Sharp	Jr. O. U. A. M. of N. C.
81	do	do	G. E. Webb	G. E. Webb
82	do	do	Miss D. S. Shaffer	Salem College
83	do	do	J. B. Goslen	Union Republican Publishing Co.
84	do	do	H. R. Dwire	Sentinel Printing and Publishing Co.
85	do	do	Sanford Martin	Journal Publishing Co.
86	do	do	R. J. R. High School Faculty	Winston-Salem Schools
87	do	do	H. R. Dwire	Sentinel Printing and Publishing Co.
88	Franklin	Missionary Herald-Christian Star	Prof. J. A. Henderson	Afro-Christian Publishing Co.
89	do	Louisburg	A. F. Johnson	A. F. Johnson
90	Gaston	Cherryville	L. H. J. Houser	L. H. J. Houser, J. B. L. Houser, and Lola
91	do	Gastonia	H. A. Query	Alcans Gazette Publishing Co.
92	do	do	Warren A. Fair	Warren A. Fair
93	do	do	Warren A. Fair	Warren A. Fair
94	Granville	Creedmoor	John E. Hart	M. S. Hart
95	do	Oxford	F. M. Pinnix	Oxford Orphanage
96	do	do	Dan A. Coble	Mrs. H. H. Coble
97	Greene	Snow Hill	G. A. Jones	G. A. Jones
98	do	do	J. E. Debnam	B. L. Debnam
99	Guilford	Gilsonville	W. H. Jordan	W. H. Jordan
100	do	Greensboro	S. S. Nelson	S. S. Nelson
101	do	do	L. Harding Hughes	Diocese of North Carolina

*Same as last report. †Suspended December 1924. ‡Same as Gaston County News.

TABLE No. 1—Continued

No.	County	Town	Name of Paper	Editor	Proprietor
102	Guilford	Greensboro.	Carolina Motorist.....	C. W. Roberts.....	Carolina Motor Clubs, Inc.
103	do.	do.	Coraddie.....	Maude B. Goodwin.....	N. C. College Student Body
104	do.	do.	Friends' Messenger.....	K. V. Bowen.....	North Carolina Yearly Meeting of Friends
105	do.	do.	Greensboro Daily News (m).....	Earle Godbey.....	Greensboro News Co.
106	do.	do.	Greensboro Daily Record (e).....	C. R. Sumner.....	Julian Price and Edney Ridge
107	do.	do.	Methodist Protestant Herald.....	J. F. McCulloch.....	J. F. McCulloch
108	do.	do.	N. C. Christian Advocate.....	A. W. Plyler.....	Methodist Church
109	do.	do.	North Carolina Community Progress.....	Glenn R. Johnson.....	State W. C. T. U.
110	do.	do.	North Carolina White Ribbon.....	Mrs. W. L. Nicholson.....	North Carolina College for Women
111	do.	do.	Parent-Teacher Bulletin.....	W. H. Livers.....	Patriot Publishing Co.
112	do.	do.	The Greensboro Patriot.....	T. J. Murphy.....	Four Literary Societies
113	do.	do.	The Guilfordian.....	Robert K. Marshall.....	J. P. Rowley, R. B. Terry, C. D. Smith
114	do.	do.	High Point Enterprise (e).....	C. M. Waynick.....	Morgan-Farris Pub. Co.
115	do.	do.	High Point News.....	Morgan & Farris.....	Southern Furniture Journal Co.
116	do.	do.	Southern Furniture Journal.....	H. W. Kronheimer.....	L. C. Furgurson
117	do.	do.	The High Pointer.....	L. C. Furgurson.....	W. L. & P. A. Stamey
118	do.	do.	The Review.....	W. L. Stamey.....	Theo. M. Cooper
119	Halifax	Enfield	The Progress.....	Theo. M. Cooper.....	W. L. Long, J. S. Stanback
120	do.	do.	Roanoke Rapids Herald*	Norfleet S. Smith.....	Stock Company
121	do.	do.	The Commonwealth (e).....	J. W. Sledge.....	J. W. Sledge
122	do.	do.	Roanoke News.....	F. W. Sledge.....	L. Busbee Pope
123	Harnett	Dunn	The Dunn Dispatch.....	F. Grover Britt.....	Henderson Steele
124	do.	do.	Harnett County News.....	Henderson Steele.....	H. E. Wright and R. W. Rice
125	Haywood	Lillington	The Canton Enterprise.....	Harvey E. Wright, Publisher.....	William C. Allen and others
126	do.	do.	The Journal.....	William C. Allen.....	J. D. Boone
127	do.	do.	Mountaineer Courier.....	J. D. Boone.....	Noah Hollowell
128	Henderson	Hendersonville	The Hendersonville News.....	Noah Hollowell.....	E. W. and John Eubanks
129	do.	do.	Western North Carolina Times.....	E. W. Eubanks.....	J. R. Parker and James S. Vinson
130	Hertford	Aloeskie	Hertford County Herald.....	J. Roy Parker.....	Raeford Publishing Co.
131	Hoke	Raeform	Hoke County Journal.....	D. Scott Poole.....	Deaton & Freeze
132	Fredell	Mooreville	Mooreville Enterprise.....	Harry P. Deaton.....	Pegram A. Bryant
133	do.	do.	The Landmark.....	Pegram A. Bryant.....	Sentinel Publishing Co., Inc.
134	do.	do.	Sentinel (m).....	J. L. Caton.....	Pegram A. Bryant
135	do.	do.	The Statesville Daily (e)*.....	Pegram A. Bryant.....	Pegram A. Bryant

136	Jackson.....	Sylva.....	Jackson County Journal.....	Dan Tompkins.....	Jackson County Journal Co.
137	Johnston.....	Benson.....	Benson Review.....	J. B. Benton.....	J. B. Benton
138	do.....	do.....	The Eastern News.....	M. L. Stauch.....	Stock company
139	do.....	Clayton.....	The News.....	W. S. Penn.....	C. W. Horne
140	do.....	Selma.....	Johnstonian.....	H. F. Hutchens.....	H. F. Hutchens and J. W. Wyatt
141	do.....	do.....	The Lone Pilgrim.....	H. F. Hutchens and J. W. Wyatt.....	H. F. Hutchens and J. W. Wyatt
142	do.....	Smithfield.....	The Herald.....	Mrs. T. J. Lassiter.....	Estate J. M. Beaty, estate T. J. Lassiter, W. M. Gaskin
143	Lee.....	Sanford.....	Carolina Banner.....	J. B. Hall.....	Banner Publishing Co.
144	do.....	do.....	Sanford Express*.....	D. L. St. Clair.....	P. H. and D. L. St. Clair
145	Lenoir.....	Kinston.....	Free Will Baptist Advance.....	J. W. C. Smith.....	United American Free Will Baptist Church
146	do.....	do.....	Kinston Daily Free Press (e).....	H. Galt Braxton.....	
147	do.....	do.....	Morning News (m).....	C. F. Carroll.....	Kinston Publishing Co.
148	do.....	LaGrange.....	LaGrange Lenorian.....	S. T. Meares.....	Clark & Meares
149	Lincoln.....	Lincolnton.....	Lincoln County News.....	John T. Perkins.....	John T. Perkins
150	do.....	do.....	Lincolnton Times.....	John M. Mullen.....	Western Carolina Publishing Co.
151	McDowell.....	Marion.....	Marion Progress.....	S. A. Harris.....	S. E. Whitten
152	Macon.....	Franklin.....	Franklin Press.....	S. A. Harris.....	Stock company
153	Madison.....	Marshall.....	News-Record.....	H. L. Story.....	J. H. White and others
154	do.....	Mars Hill.....	The Laurel.....	H. Tuttle and B. C. Steele.....	
155	do.....	do.....	Mars Hill College Quarterly.....	Mars Hill College Faculty.....	
156	Martin.....	Robersonville.....	Watch Tower*.....	W. H. Mizell.....	W. H. Mizell
157	do.....	do.....	Weekly Herald*.....	W. H. Mizell.....	W. H. Mizell
158	do.....	Williamston.....	Enterprise.....	W. C. Manning.....	W. C. Manning, F. M. Manning, E. S. Peel
159	Mecklenburg.....	Charlotte.....	Afro-American Presbyterian.....	Rev. H. L. McCrorey, D. D.....	Presbyterian Church, U. S. A.
160	do.....	do.....	Charlotte News (e).....	J. S. Miller.....	News Publishing Co., Inc.
161	do.....	do.....	Mecklenburg Times.....	J. L. Green.....	J. Z. Green and B. Arp Lowrance
162	do.....	do.....	Presbyterian Standard.....	J. R. Bridges.....	Corporation
163	do.....	do.....	Progressive Messenger.....	J. W. Crockett.....	J. W. Crockett
164	do.....	do.....	Southern Medicine and Surgery.....	Dr. M. L. Townsend.....	Charlotte Medical Journal Co.
165	do.....	do.....	Southern Textile Bulletin.....	David Clark.....	Clark Publishing Co.
166	do.....	do.....	Star of Zion.....	Rev. W. H. Davenport.....	A. M. E. Zion Church
167	do.....	do.....	The Charlotte Observer (m).....	Wade H. Harris.....	C. B. Johnson, Sullivan & Burch estate
168	do.....	Davidson.....	The Davidsonian.....	Chalmers M. S. McElwaine.....	Davidson College
169	Mitchell.....	Bakersville.....	Mitchell County Banner*.....	J. B. Craigmiles.....	J. B. Craigmiles
170	do.....	do.....	Toe River Herald.....	Frank A. Carr.....	Frank A. Carr
171	Montgomery.....	Troy.....	The Herald.....	W. C. Albright.....	The Montgomery Herald Publishing Co.

*Same as last report.

TABLE No. 1—Continued

No.	County	Town	Name of Paper	Editor	Proprietor
172	Montgomery	Troy	The Montgomerian	Miss Gladys Cooper	A. C. Hummeycutt
173	Moore	Carthage	The Moore County News	J. B. Benton	J. B. Benton
174	do	Southern Pines	The Sandhill Citizen	Stacey Brewer	The Citizen Company
175	do	Vass	Vass Pilot	J. F. Morris	Pilot Printing Co.
176	Nash	Nashville	The Graphic	M. W. Lincke	M. W. Lincke
177	do	Rocky Mount	The Evening Telegram (e)	J. L. Horne, Jr.	Rocky Mount Publishing Co.
178	New Hanover	Wilmington	Carolina Farmer	George W. Cameron	George W. Cameron
179	do	do	Morning Star (m)	Col. Thomas W. Clawson	Wilmington Star Co.
180	do	do	News-Dispatch (e)	C. C. Bellamy	News-Dispatch, Inc.
181	do	do	The Union Labor Record	George W. Cameron	G. W. Cameron
182	Northampton	Jackson	Northampton Progress	W. W. Edwards	W. W. Edwards and H. D. Smith
183	do	Rich Square	Roanoke-Chowan Times	Andrew J. Conner	Andrew J. Conner
184	Orange	Chapel Hill	Alumni Review	Andrew J. Conner	General Alumni Association
185	do	do	Elisha Mitchell Journal	Dr. W. C. Coker	University of North Carolina
186	do	do	Tar Heel	C. B. Colton	University of N. C. Publications Union
187	do	do	The News	W. B. Thompson	W. B. Thompson
188	do	do	University News Letter	E. C. Branson, S. H. Hobbs, Jr.	University of North Carolina
189	do	do	University of N. C. Record	Louis R. Wilson	University of North Carolina
190	do	Hillsboro	Orange County Enterprise	W. H. Jordan	W. H. Jordan
191	Pamlico	Wilmington	The Bayboro Sentinel	J. B. Dawson	J. B. Dawson
192	Pasquotank	Elizabeth City	The Daily Advance (e)	Herbert Peele	Herbert and Joseph Peele
193	do	do	The Independent	W. O. Saunders	W. O. Saunders
194	Pender	Burgaw	Pender Chronicle	T. J. Betts	T. J. Betts
195	Perquimans	Hertford	Hertford Herald	Floyd J. Triplett	Floyd J. Triplett
196	Person	Roxboro	The Courier	J. W. Noell	J. W. and N. H. Noell
197	Pitt	Ayden	Ayden Dispatch	John C. Andrews	Andrews Publishing Co.
198	do	do	Free Will Baptist	E. T. Phillips	Ayden Free Will Baptist Printing Co., Inc.
199	do	Farmville	Farmville Enterprise	G. A. Rouse	Enterprise Publishing Co.
200	do	Greenville	Daily Reflector (e)	H. B. Utley	D. J. Wichard, Jr.
201	Polk	Tryon	Polk County News	H. A. Shannon	H. A. Shannon and C. Bush
202	Randolph	Asheboro	The Asheboro Courier	William C. Hammer	Mrs. W. C. Hammer (Mgr.), and William C. Hammer
203	do	do	The Randolph Tribune	C. E. Elmore	C. E. Elmore
204	Richmond	Hamlet	News-Messenger	J. H. Hanly	J. H. Hanly

205	do.	Rockingham	Post-Dispatch	Isaac S. London	Isaac S. London
206	Robeson	Lumberton	The Robesonian	J. A. Sharpe	The Robesonian, Inc.
207	do.	Maxton	The Scottish Chief	W. B. Harker	
208	do.	The Red Springs	The Red Springs Citizen	P. P. Creech	P. P. Creech
209	do.	St. Pauls	The St. Pauls Review	Julia McNeill	Julia McNeill
210	Rockingham	Leaksville	Tri-City Daily Gazette (e)	M. E. Murray	Murray & Co.
211	do.	do.	The News	W. P. Ezzel	Leaksville Publishing Co.
212	do.	Madison	The Messenger	T. J. Robertson	J. Robertson
213	do.	Reidsville	Reidsville Review	R. J. Oliver and Manton Oliver	The Review Co.
214	do.	Shay	The Arrow	S. O. Bondurant	Carolina Cotton and Woolen Mills Co.
215	Rowan	China Grove	China Grove Record	William H. Stewart	William H. Stewart
216	do.	Salisbury	Evening Post (e)	J. F. Hurley	Post Publishing Co.
217	do.	do.	The Carolina Watchman	William H. Stewart	William H. Stewart
218	do.	Spencer	The Railroad	Mrs. W. W. Boone	A. C. Huneycutt
219	do.	do.	The Spencer News	A. W. Hicks	A. W. Hicks
220	Rutherford	Forest City	Courier	C. E. Alcock	C. E. Alcock
221	do.	Rutherfordton	The Sun	R. E. Price	Joint stock company
222	Sampson	Clinton	Sampson Independent	W. W. Casteel	Independent Publishing Co.
223	do.	do.	Sampson Observer	W. E. Matthews	W. E. Matthews
224	Scotland	Laurinburg	Eastern Searchlight	E. M. Duffie	Laurinburg Industrial Institute
225	do.	do.	The Laurinburg Exchange	O. L. Moore	Exchange Publishing Co.
226	Stanly	Albemarle	Stanly News-Herald	A. C. Huneycutt	A. C. Huneycutt
227	do.	do.	The Press	J. D. Bivins	J. D. Bivins
228	Stokes	Danbury	Danbury Reporter	N. O. and E. P. Pepper	N. O. and E. P. Pepper
229	do.	Walnut Cove	The Methodist Herald	R. F. Reynolds	R. F. Reynolds
230	Surry	Elkin	The Elkin Tribune	H. G. Nichols	H. G. Nichols and H. F. Laffoon
231	do.	Mount Airy	Mount Airy News	J. E. Johnson	J. E. and W. M. Johnson
232	do.	do.	The Times	John W. Haynes	John W. Haynes
233	Swain	Bryson City	Bryson City Times	Joel M. Byrd	Joel M. Byrd
234	Transylvania	Brevard	Brevard News	Starrette & Sterling	W. E. Breese
235	Union	Marshville	The Marshville Home	L. E. Huggins	L. E. Huggins
236	do.	Monroe	Monroe Journal	R. F. Beasley	G. A. Beasley & Bro.
237	do.	do.	The Monroe Enquirer	Eugene Ashcraft	Ashcraft & Co.
238	Vance	Henderson	Henderson Dispatch (e)	Henry A. Dennis	Henderson Dispatch Co., Inc.
239	do.	do.	Henderson Gold Leaf	Henry A. Dennis	Henderson Dispatch Co.
240	Wake	Apex	Apex Journal	E. Grady Sinclair	Apex Paper Co.
241	do.	Nazareth	Our Lady's Orphan Boy	George A. Woods	Catholic Orphanage

TABLE No. 1—Continued

No.	County	Town	Name of Paper	Editor	Proprietor
242	Wake	Raleigh	Biblical Recorder	Livingston Johnson	Biblical Recorder Publishing Co.
243	do	do	Carolina Jeffersonian	James H. Dodgen, Publisher	Jeffersonian Publishing Co.
244	do	do	Extension Farm News	F. H. Jeter	State College
245	do	do	Insurance Department Bulletin	Andrew Joyner	Insurance Department
246	do	do	Meredith College Bulletin	Charles E. Brewer	Meredith College
247	do	do	News and Observer (m)	Josephus Daniels	Josephus Daniels
248	do	do	North Carolina Booklet	Miss Mary Hilliard Hinton	Daughters of the Revolution
249	do	do	North Carolina Cotton Grower	T. W. Chambliss	N. C. Cotton Growers Cooperative Assn.
250	do	do	North Carolina Highway Bulletin	H. K. Witherspoon	N. C. State Highway Commission
251	do	do	North Carolina Library Bulletin	Mrs. Lillian B. Griegs	State publication
252	do	do	North Carolina Odd Fellow	John D. Berry	Grand Lodge I. O. O. F.
253	do	do	North Carolina Teacher	M. R. Trabue	N. C. Educational Association
254	do	do	Our Record	C. L. Greaves	Tabernacle Baptist Church
255	do	do	The Bulletin	F. H. Jeter	Department of Agriculture
256	do	do	The Health Bulletin	George M. Cooper	State of North Carolina
257	do	do	The Progressive Farmer	Clarence Poe	Clarence Poe
258	do	do	The Tar Heel Banker	Paul P. Brown	North Carolina Bankers Association
259	do	do	The Union Herald	Charles Ruffin, W. F. Moody	H. B. Ruffin
260	do	do	Times (e)	O. J. Coffin	Times Publishing Co.
261	do	do	St. Augustine Record	E. H. Goold	St. Augustine School
262	do	do	St. Mary's Bulletin	W. H. Pittman	State Superintendent Public Instruction
263	do	do	State School Facts	S. D. Frissell	Tobacco Growers Cooperative Assn.
264	do	do	Tri-State Tobacco Grower	J. W. Ligon	Union Reformer Publishing Co.
265	do	do	Union Reformer		
266	do	State College			
267	do	Sta., Raleigh	Alumni News	Tal. H. Stafford	North Carolina State College
268	do	do	N. C. Agricultural Education Monthly	Leon E. Cook	
269	do	do	N. C. Agriculture and Industry	Carl C. Taylor	N. C. State College of A. and E.
269	do	Wake Forest	Bulletin of Wake Forest College	William Louis Poteat	Trustees of Wake Forest College
270	do	Wendell	Gold Leaf Farmer	Chester F. Vogler	Wendell Publishing Co.
271	Warren	Norlina	The Norlina Headlight	J. C. Hardy	J. C. Hardy
272	do	Warrenton	The Warren Record	W. Brodie Jones	Press Publishing Co., Inc.
273	Washington	Plymouth	Roanoke Beacon	C. V. Ausborn	C. V. Ausborn
274	do	do	The Mission Herald	Theodore Patrick, Jr.	Diocese of East Carolina

275	Watauga.....					R. C. Rivers
276	Wayne.....	Boone.....	Watauga Democrat.....			Joseph E. Robinson
277	do.....	Goldshoro.....	Goldshoro Daily Argus (c).....			Corporation
278	do.....	do.....	Goldshoro News (m).....			E. R. Beasley
279	do.....	do.....	Messenger.....			E. R. Brown
280	do.....	do.....	The Goldshoro Weekly Record.....			Charles A. and George W. Brown
281	Wilkes.....	Mount Olive.....	Mount Olive Tribune.....			Homer Brock
282	do.....	Boomer.....	The Fool Killer.....			James Larkin Pearson
283	do.....	Moravian Falls.....	The Lash.....			Leonard B. Laws
284	do.....	do.....	The Yellow Jacket.....			R. D. Laws
285	do.....	Wilkesshoro.....	The Wilkes Patriot.....			The Wilkes Patriot
286	do.....	No. Wilkesshoro.....	The North Wilkesshoro Hustler.....			Corporation
287	Wilson.....	Wilson.....	The Wilkes Journal.....			Julius C. Hubbard
288	do.....	do.....	Daily Times (c).....			P. D. Gold Publishing Co.
289	do.....	do.....	The Mirror (m).....			Wilson Publishing Co., Inc.
290	do.....	do.....	Wilson Times.....			P. D. Gold Publishing Co.
291	Yadkin.....	Zion Landmark.....	Zion Landmark.....			P. D. Gold Publishing Co.
		Yadkin Ripple.....	Yadkin Ripple.....			W. E. Rutledge

TABLE No. 2.—Showing Day of Publication, Class of Paper, Circulation, Etc.

No.	Name of Paper	Town	How Published	Day of Publication	Class	When Established	Circulation	Capital Stock
1	Burlington Journal	Burlington	weekly	Wednesday	Independent	1908	2,500	\$ 5,000
2	Burlington News	do.	semiweekly	Tuesday and Friday	Democratic	1884	3,800	7,500
3	The Alamance Gleaner	Graham	weekly	Thursday	Democratic	1875	700	2,750
4	Mebane Enterprise	Mebane	weekly	Thursday	Independent	1919	1,800	-----
5	Taylorsville Times	Taylorsville	weekly	Thursday	Nonpartisan	1902	850	-----
6	The Alleghany Star	Sparta	weekly	Friday	Democratic	1889	720	-----
7	Lilesville Courier	Lilesville	weekly	Thursday	Democratic	1923	-----	-----
8	Morven Sentinel	Morven	weekly	Wednesday	Democratic	1913	-----	-----
9	Messenger and Intelligencer*	Wadesboro	weekly	Thursday	Democratic	1881	2,000	-----
10	Northwestern Herald	Jefferson	weekly	Thursday	Independent-Democratic	1924	900	2,200
11	Ashie Recorder	West Jefferson	weekly	Thursday	Devoted to the interests of Ashe County	1900	800	1,000
12	The Elk Park News	Elk Park	weekly	Thursday	Nonpolitical	1918	450	800
13	Belhaven Journal	Belhaven	weekly	Thursday	Independent	1917	750	-----
14	Beaufort County Record*	Washington	weekly	Thursday	Agricultural	1916	1,400	-----
15	Daily News	do.	daily	Except Sunday	Independent-Democratic	1909	2,000	-----
16	Washington Progress	do.	weekly	Thursday	Democratic	1886	1,700	-----
17	Aulander Advance	Aulander	weekly	Friday	Democratic	1922	500	2,500
18	Windsor Ledger	Windsor	weekly	Friday	Democratic	1848	1,000	-----
19	Bladen Journal	Clarkton	weekly	Friday	Democratic	1883	1,000	1,000
20	Brunswick County News	Southport	weekly	Friday	Local	1917	1,200	-----
21	Ashville Advocate	Ashville	weekly	Thursday	Labor	1918	4,211	25,000
22	Ashville Times	do.	daily	-----	Independent-Democratic	-----	9,000	45,000
23	Ashville Citizen	do.	daily	-----	Democratic	1895	15,000	20,000
24	New Testament Christian	do.	monthly	-----	Religious, undenominational	1911	9,000	-----
25	Our Mountain Work	do.	monthly	-----	Christian, industrial, educational, and orphanage	1914	900	-----
26	The Oteen Echo	Oteen	weekly	Wednesday	Veterans' publication	1921	3,000	10,000
27	Deaf Carolinian	Morganton	biweekly	-----	Educational	1896	500	-----
28	The News-Herald	do.	weekly	Thursday	Democratic	-----	2,000	-----
29	The Enterprise	Valdese	weekly	Thursday	Independent-Democratic	1922	1,523	-----
30	Tribune	Concord	daily ex. Sun.	Thursday	Democratic	1900	2,100	-----
31	The Concord Observer	do.	weekly	Thursday	Independent	1915	2,000	10,000

32	Times.....do.....	semiweekly	Monday and Thursday	Democratic.....	1875	1,800
33	Uplift*.....do.....	weekly	Friday	Educational.....	1909	1,100
34	The Star.....Kannapolis.....	weekly	Friday	Independent.....	1912	1,000
35	Lenoir Daily Sentinel.....	daily	Thursday	Local.....	1923	3,387
36	Lenoir News-Topic.....do.....	weekly	Thursday	Independent-Democratic.....	1875	6,500
37	The Beaufort News.....	weekly	Friday	Independent.....	1912	743
38	The Coaster.....Morehead City.....	weekly	Friday	Independent-Democratic.....	1899	1,500
39	Caswell County Democrat.....	weekly	Friday	Independent-Democratic.....	1900	1,000
40	Hickory Daily Record.....	daily	Thursday	Democratic.....	1915	9,800
41	The Times-Mercury.....Hickory.....	semiweekly	Tuesday and Friday	Independent.....	1896	3,300
42	Catawba News-Enterprise.....	semiweekly	Tuesday and Friday	Independent.....	1896	2,500
43	North Carolina Lutheran.....	monthly	Tuesday and Friday	Democratic.....	1923	3,300
44	Reformed Church Standard.....do.....	semi-monthly	Thursday	Religious, Lutheran.....	1906	2,800
45	The Chatham Record.....Pittsboro.....	weekly	Thursday	Reformed Church in U. S.....	1878	2,900
46	The Chatham News.....	weekly	Friday	Independent (secular).....	1924	4,500
47	Tri-County News.....Andrews.....	weekly	Friday	Independent.....	1904	500
48	The Cherokee Scout.....	weekly	Friday	Independent.....	1889	1,508
49	The Albemarle Observer.....	weekly	Friday	Independent.....	1889	2,400
50	The Edenton News.....do.....	daily ex. Sun.	Friday	County weekly.....	1910	1,350
51	Kings Mountain Herald.....	weekly	Thursday	Democratic.....	1922	1,340
52	The Cleveland News.....Shelby.....	semiweekly	Thursday	Independent-Democratic.....	1889	1,200
53	The Cleveland Star.....do.....	semiweekly	Tuesday and Friday	Independent.....	1875	3,500
54	News-Reporter.....Whiteville.....	weekly	Tuesday and Friday	Democratic.....	1892	3,600
55	The New Bernian.....New Bern.....	daily	Tuesday and Friday	Democratic.....	1895	2,000
56	The Sun-Journal.....do.....	daily	Tuesday and Friday	Democratic.....	1916	3,125
57	The Apostolic Evangel.....Falcon.....	semi-monthly	Thursday	Democratic.....	1876	3,124
58	The Fayetteville Observer.....	daily	Religious, denominational	Religious, denominational	1909	900
59	The Dispatch.....Lexington.....	semi-weekly	Monday and Thursday	Independent-Democratic.....	1817	3,900
60	Charlton News.....do.....	weekly	Monday and Thursday	Independent.....	1882	10,168
61	Charity and Children.....	weekly	Thursday	Independent-Democratic.....	1920	2,180
62	The Times.....do.....	weekly	Thursday	Baptist.....	1887	25,159
63	Coolseeme Journal.....Coolseeme.....	weekly	Thursday	Independent.....	1887	1,000
64	Crusader.....Mocksville.....	any time	Thursday	Democratic.....	1904	1,200
65	Enterprise*.....do.....	weekly	Thursday	Campaign sheet.....	1922	500
66	The Hornet.....do.....	monthly	Thursday	Democratic.....	1916	1,100
67	The Davie Record.....do.....	weekly	Wednesday	Democratic.....	1902	15,000
68	Duplin-Pender Enterprise*.....	weekly	Thursday	Republican.....	1899	1,100
	Rose Hill.....	weekly	Thursday	Democratic.....	1911	1,000

*Same as last report. †Suspended December 1924.

TABLE No. 2.—Continued

No.	Name of Paper	Town	How Published	Day of Publication	Class	When Established	Circulation	Capital Stock
69	Duplin Record	Warsaw	weekly	Thursday	Independent-Democratic	1914	1,800	\$
70	The Sun	do.	weekly	Thursday	Independent-Republican	1924	750	
71	Durham Morning Herald	Durham	daily and Sun.		Independent	1894	10,200	100,000
72	Durham Sun	do.	daily		Independent	1888	5,000	50,000
73	South Atlantic Quarterly	do.	quarterly		Literary	1902	400	1,225
74	The Southern Republican	do.	weekly	Saturday	Republican	1922	7,200	18,700
75	Trinity Alumni Register	do.	monthly		Educational	1916	4,000	
76	Trinity Chronicle	College Station, Durham	weekly	Wednesday	College		600	
77	The Voice	Rokey Mount	weekly	Saturday	Nonsectarian	1919	843	
78	The Southerner	Tarboro	daily ex. Sun., also weekly	Thursday	Democratic	1824	1,875	10,000
79	Blum's Farmers and Planters Almanac	Winston-Salem	yearly		Almanac	1827	100,000	
80	Junior Order Journal	do.	monthly		Fraternal	1922	43,000	
81	Southern Tobacco Journal	do.	weekly	Tuesday	Tobacco trade publication	1884	600	
82	The Alumnae Record	do.	monthly		Organ of college alumnae	1887	2,700	
83	The Union Republican	do.	weekly	Thursday	Republican	1872	12,000	20,000
84	Twin City Sentinel	do.	daily		Democratic	1918	15,700	60,000
85	Winston-Salem Journal	do.	daily and Sun.		Democratic	1892	7,250	100,000
86	Winston-Salem News	do.	biweekly		School		13,000	
87	Winston Sentinel	do.	semiweekly	Tuesday and Friday	Democratic	1858	4,900	60,000
88	Missionary Herald-Christian Star	Franklin	monthly	15th of month	Religious, Christian	1908	1,000	
89	Franklin Times	Louisburg	weekly	Friday	Democratic	1870	1,750	15,000
90	The Eagle	Cherryville	weekly	Thursday	Democratic	1902	1,000	7,000
91	Gastonia Daily Gazette	Gastonia	daily		Independent	1880	4,410	32,500
92	Gaston County News	do.	weekly	Thursday	Independent-Democratic	1911	3,500	
93	Gastonia News	do.	weekly	Thursday	Independent	1910	3,200	
94	Times-News	Creedmoor	weekly	Wednesday	Independent-Democratic	1912	885	
95	Orphan's Friend and Masonic Jour.	Oxford	weekly	Friday	Fraternal	1872	19,800	30,000
96	Oxford Public Ledger	do.	semiweekly	Tuesday and Friday	Democratic	1885	2,800	
97	The Square Deal	Snow Hill	weekly	Friday	Independent-Democratic	1908	1,100	
98	The Standard-Laconic	do.	weekly	Friday	Democratic	1906	1,646	10,000

99	Gibsonville Post.....	Gibsonville.....	weekly	Wednesday.....	Independent.....	1893	1,750	8,000
100	Apostolic Missionary.....	Greensboro.....	monthly	About the 25th.....	Religious, undenominational	1816	847	---
101	Carolina Churchman.....	do.....	monthly	do.....	Religious, Episcopal Church	1900	950	---
102	Carolina Motorist.....	do.....	monthly	do.....	Industrial.....	1922	5,000	---
103	Coraddie.....	do.....	bimonthly	do.....	Educational.....	2,000	2,000	---
104	Friends' Messenger.....	do.....	monthly	do.....	Religious, Society of Friends	1893	650	---
105	Greensboro Daily News.....	do.....	daily	do.....	Independent.....	1911	25,000	30,000
106	Greensboro Daily Record.....	do.....	daily and Sun.	do.....	Independent.....	1890	7,000	20,500
107	Methodist Protestant Herald.....	do.....	weekly	Thursday.....	Democratic.....	1904	1,900	---
108	N. C. Christian Advocate.....	do.....	weekly	Thursday.....	Methodist Protestant	1855	25,000	36,000
109	N. C. Community Progress.....	do.....	semi-monthly	Thursday.....	M. E. Church, South	1920	3,000	---
110	N. C. White Ribbon.....	do.....	monthly	do.....	College paper.....	1,200	1,200	---
111	Parent-Teacher Bulletin.....	do.....	monthly	do.....	Temperance.....	1921	1,800	---
112	The Greensboro Patriot.....	do.....	monthly	Monday and Thursday.....	Bulletin issued by college.	1,600	1,600	7,000
113	The Guilfordian.....	Guilford College.....	weekly	Wednesday.....	Democratic.....	1821	1,000	---
114	High Point Enterprise.....	High Point.....	daily and Sun.	Thursday.....	College newspaper.....	1913	1,000	12,000
115	High Point News.....	do.....	weekly	do.....	Independent.....	1901	3,000	---
116	Southern Furniture Journal.....	do.....	monthly	Friday.....	Trade journal.....	1920	2,380	---
117	The High Pointer.....	do.....	weekly	Friday.....	Labor-Independent.....	1,400	1,400	30,000
118	The Review.....	do.....	weekly	Thursday.....	Independent.....	1,400	1,400	2,500
119	The Progress.....	Enfield.....	weekly	Friday.....	Democratic.....	1905	600	1,500
120	Roanoke Rapids Herald*.....	Roanoke Rapids.....	weekly	Friday.....	Independent-Democratic.....	1914	800	5,850
121	The Commonwealth.....	do.....	daily	do.....	Democratic.....	1882	800	3,000
122	Roanoke News.....	Scotland Neck.....	weekly	do.....	Democratic.....	1866	800	---
123	The Dunn Dispatch.....	Weldon.....	semi-weekly	Tuesday and Friday.....	Democratic.....	1914	1,500	---
124	Harnett County News.....	Dunn.....	weekly	Thursday.....	Democratic.....	1919	1,500	---
125	The Canton Enterprise.....	Lillington.....	weekly	Friday.....	Independent.....	1,500	1,500	---
126	The Journal.....	Canton.....	weekly	Friday.....	Independent.....	1,500	2,000	3,000
127	Mountain Courier.....	Waynesville.....	weekly	Wednesday.....	Independent.....	1923	1,600	---
128	The Hendersonville News.....	Hendersonville.....	semi-weekly	Monday and Thursday.....	Democratic.....	1888	1,600	---
129	Western North Carolina Times.....	do.....	semi-weekly	Wednesday and Sunday.....	Independent.....	1894	2,000	---
130	Hertford County Herald.....	Abskie.....	weekly	Thursday and Friday.....	Democratic.....	1886	2,200	9,000
131	Hoke County Journal.....	do.....	weekly	Friday.....	Independent-Democratic.....	1910	1,400	---
132	Mooreville Enterprise.....	Raeford.....	weekly	Thursday.....	Democratic.....	1905	800	3,000
133	The Landmark.....	Mooreville.....	weekly	Monday and Thursday.....	Democratic.....	1894	1,400	---
134	Sentinel.....	Statesville.....	daily	do.....	Independent-Democratic.....	1874	1,650	---
135	The Statesville Daily (c)*.....	do.....	daily	do.....	Democratic.....	1892	2,000	3,900
					Independent-Democratic.....	1920	1,300	---

*Same as last report.

TABLE No. 2—Continued

No.	Name of Paper	Town	How Published	Day of Publication	Class	When Established	Circulation	Capital Stock
136	Jackson County Journal.....	Sylva.....	weekly	Thursday.....	Independent-Democratic.....	1906	2,000	\$ 2,000
137	Benson Review.....	Benson.....	weekly	Thursday.....	Independent-Democratic.....	1915	1,260	5,000
138	The Eastern News.....	do.....	weekly	Thursday.....	Republican.....	1920	1,000	2,500
139	The News.....	Clayton.....	weekly	Thursday.....	Democratic.....	1911	1,000	3,500
140	Johnstonian.....	Selma.....	weekly	Thursday.....	Independent.....	1918	1,500	3,500
141	The Lone Pilgrim.....	do.....	monthly	Religious, Primitive Baptist.....	1922	1,400	20,000
142	The Herald.....	Smithfield.....	semiweekly.....	Tuesday and Friday.....	Democratic.....	1882	2,900	20,000
143	Carolina Banner.....	Sanford.....	semiweekly.....	Tuesday and Friday.....	Independent.....	1921	2,000	20,000
144	Sanford Express*.....	do.....	weekly	Friday.....	Democratic.....	1886	2,500	6,000
145	Free Will Baptist.....	Kinston.....	weekly	Thursday.....	Free Will Baptist.....	1882	2,412	8,000
146	Kinston Daily Free Press.....	do.....	daily ex. Sun.....	Independent-Democratic.....	1882	2,000	10,000
147	Morning News.....	do.....	daily ex. Mon.....	Friday.....	Independent, not neutral.....	1914	750	8,000
148	LaGrange Lenoirian.....	LaGrange.....	weekly	Monday and Thursday.....	Democratic.....	1876	1,800	8,000
149	Lincoln County News.....	Lincolnton.....	semiweekly.....	Tuesday and Friday.....	Local.....	1903	1,800	6,000
150	Lincoln Times.....	do.....	semiweekly.....	Thursday.....	Democratic.....	1896	1,500	1,600
151	Marion Progress.....	Marion.....	weekly	Wednesday.....	Nonpolitical.....	1866	1,200	2,300
152	Franklin Press.....	Franklin.....	weekly	Friday.....	Nondenominational.....	1907	750	2,300
153	News-Record.....	Marshall.....	weekly	Friday.....	College monthly publication.....	1922	600	2,500
154	The Laurel.....	Mars Hill.....	monthly	Educational.....	1904	2,250	500
155	Mars Hill College Quarterly.....	do.....	Quarterly.....	Religious.....	1872	500	1,000
156	Watch Tower.....	Robersonville.....	semimonthly.....	Friday.....	Independent.....	1914	1,000	1,500
157	Weekly Herald.....	do.....	weekly	Tuesday and Friday.....	Democratic.....	1899	1,500	78,000
158	Enterprise.....	Williamston.....	semiweekly.....	Thursday.....	Presbyterian.....	1879	1,450	78,000
159	Afro-American Presbyterian.....	Charlotte.....	weekly	Thursday.....	News.....	1903	14,500	14,400
160	Charlotte News.....	do.....	daily	Thursday.....	Religious.....	1859	6,600	1,500
161	Mecklenburg Times.....	do.....	weekly	Thursday.....	Secular Independent.....	1877	1,250	3,500
162	Presbyterian Standard.....	do.....	weekly	Thursday.....	Medical.....	1911	3,500	10,000
163	Progressive Messenger.....	do.....	monthly	Thursday.....	Textile.....	1876	7,000	100,000
164	Southern Medicine and Surgery.....	do.....	monthly	Thursday.....	A. M. E. Zion connection.....	1893	30,000	100,000
165	Southern Textile Bulletin.....	do.....	weekly	Thursday.....	Independent-Democratic.....	1893	30,000	100,000
166	Star of Zion.....	do.....	weekly	Thursday.....	Educational.....	1912	500	500
167	The Charlotte Observer.....	do.....	daily	Thursday.....
168	The Davidsonian.....	Davidson.....	weekly	Thursday.....

169	Mitchell County Banner*	Bakersville.	weekly	Friday	Independent.	1915	700
170	Toe River Herald	Spruce Pine.	weekly	Friday	Local news	1819	683
171	The Herald	Troy	weekly	Thursday	Democratic	1924	500
172	The Montgomerian	do	weekly	Thursday	Independent-Democratic	1888	2,000
173	The Moore County News	Carthage	weekly	Thursday	Independent-Democratic	1904	2,650
174	The Sandhill Citizen	Southern Pines	weekly	Friday	Independent	1,000	1,000
175	Vass Pilot	Vass	weekly	Friday	Independent	1920	8,500
176	The Graphic	Nashville	weekly	Thursday	Democratic	1885	4,800
177	The Evening Telegram	Rooky Mount	daily	Thursday	Democratic	1904	3,380
178	Carolina Farmer	Wilmington	weekly	Wednesday	Agricultural	1924	500
179	Morning Star	do	daily	Wednesday	Democratic	1867	7,014
180	News-Dispatch	do	daily ex. Sun.	Wednesday	Independent-Democratic	1914	6,018
181	The Union Labor Progress	do	weekly	Friday	Labor (Union), Independent	1917	2,000
182	Northampton Progress	Jackson	weekly	Thursday	Democratic	1892	1,550
183	Roanoke-Chowan Times	Rich Square	weekly	Thursday	Independent	1912	4,000
184	Alumni Review	Chapel Hill	monthly	Thursday	Educational	1883	500
185	Elisha Mitchell Journal	do	semiannual	Thursday	Scientific	2,300	2,300
186	Tar Heel	do	weekly	Thursday	College news	1893	1,200
187	The News	do	weekly	Wednesday	Democratic	17,000	17,000
188	University News Letter	do	8 times a year	Wednesday	Economic, social	1896	5,000
189	University of N. C. Record	do	weekly	Wednesday	Educational	2,750	3,000
190	Orange County Enterprise	Hillsboro	weekly	Wednesday	Democratic	1914	600
191	The Bayboro Sentinel	Bayboro	weekly	Friday	Democratic	1884	2,300
192	The Daily Advance	Elizabeth City	daily	Friday	Independent-Democratic	1911	2,300
193	The Independent	do	weekly	Friday	Independent-Democratic	1908	4,900
194	Pender Chronicle	Burgaw	weekly	Thursday	Democratic	1896	1,000
195	Hertford Herald	Hertford	weekly	Thursday	Democratic	1918	1,100
196	The Courier	Roxboro	weekly	Thursday	Nonpartisan	1881	3,091
197	Ayden Dispatch	Ayden	weekly	Thursday	Independent-Democratic	1914	7,200
198	Free Will Baptist	do	weekly	Wednesday	Independent	1881	2,000
199	Farmville Enterprise	Farmville	weekly	Friday	Free Will Baptist	1912	1,170
200	Daily Reflector	Greenville	daily	Friday	Democratic	1894	1,125
201	Polk County News	Tryon	weekly	Thursday	Independent	1876	4,500
202	The Asheboro Courier	Asheboro	weekly	Thursday	Republican	1,500	1,500
203	The Randolph Tribune	do	weekly	Thursday	Democratic	1910	1,872
204	News-Messenger	Hamlet	weekly	Friday	Democratic	1917	2,050
205	Post-Dispatch	Rockingham	weekly	Thursday	Democratic	2,050	2,050

*Same as last report.

TABLE No. 2—Continued

No.	Name of Paper	Town	How Published	Day of Publication	Class	When Established	Circulation	Capital Stock
205	The Robesonian.....	Lumberton.....	semiweekly.....	Monday and Thursday.....	Democratic.....	1870.....	4,000.....	\$ 3,800.....
207	The Scottish Chief.....	Maxton.....	weekly.....	Friday.....	Democratic.....	1884.....	1,800.....	5,000.....
208	The Red Springs Citizen.....	Red Springs.....	weekly.....	Thursday.....	Independent.....	1898.....	1,740.....	1,000.....
209	The St. Pauls Review.....	St. Pauls.....	weekly.....	Thursday.....	Independent-Democratic.....	1922.....	1,000.....	10,000.....
210	Tri-City Daily Gazette.....	Leaksville.....	daily ex. Sun.....	Tuesday and Friday.....	Independent-Democratic.....	1880.....	1,100.....	10,000.....
211	The News.....	do.....	semiweekly.....	Independent-Democratic.....	1924.....	1,165.....	10,000.....
212	The Messenger.....	Madison.....	weekly.....	Independent-Democratic.....	1915.....	800.....	7,000.....
213	Reidsville Review.....	Reidsville.....	tri-weekly.....	Mon., Wed., Fri.....	Democratic.....	1889.....	3,100.....	7,000.....
214	The Arrow.....	Spray.....	weekly.....	Thursday.....	Home organ.....	1921.....	1,200.....
215	China Grove Record.....	China Grove.....	weekly.....	Friday.....	Democratic.....	1909.....	806.....
216	Evening Post.....	Salisbury.....	daily.....	Wednesday.....	Independent-Democratic.....	1906.....	7,136.....	64,800.....
217	The Carolina Watchman.....	do.....	weekly.....	Thursday.....	Democratic.....	1832.....	1,841.....	3,000.....
218	The Railroads.....	Spencer.....	weekly.....	Thursday.....	Independent-Democratic.....	1923.....	2,000.....
219	The Spencer News.....	do.....	weekly.....	Thursday.....	Democratic.....	1908.....	1,000.....
220	Courier.....	Forest City.....	weekly.....	Thursday.....	Democratic.....	1916.....	2,000.....
221	The Sun.....	Rutherfordton.....	weekly.....	Thursday.....	Independent.....	1902.....	2,500.....	4,200.....
222	Sampson Independent.....	Clinton.....	weekly.....	Thursday.....	Independent.....	1924.....	4,150.....	50,000.....
223	Sampson Observer.....	do.....	weekly.....	Friday.....	Democratic.....	1924.....
224	Eastern Searchlight.....	Laurinburg.....	monthly.....	Religious.....	5,000.....
225	The Laurinburg Exchange.....	do.....	weekly.....	Thursday.....	Democratic.....	1882.....	1,463.....	10,000.....
226	Stanly News-Herald.....	Albemarle.....	semiweekly.....	Tuesday and Friday.....	Independent-Democratic.....	1880.....	5,000.....
227	The Press.....	do.....	weekly.....	Thursday.....	Democratic.....	1919.....	3,000.....	12,000.....
228	Danbury Reporter.....	Danbury.....	weekly.....	Wednesday.....	Independent-Democratic.....	1872.....	2,500.....	5,000.....
229	The Methodist Herald.....	Walnut Cove.....	monthly.....	Thursday.....	Methodist Episcopal.....	1918.....	800.....
230	The Elkin Tribune.....	Elkin.....	weekly.....	Thursday.....	Democratic.....	1912.....	2,500.....	10,000.....
231	Mount Airy News.....	Mount Airy.....	weekly.....	Thursday.....	Democratic.....	1880.....	1,800.....	5,000.....
232	The Times.....	do.....	weekly.....	Thursday.....	Independent.....	1924.....	500.....
233	Bryson City Times.....	Bryson City.....	weekly.....	Friday.....	Independent.....	1912.....	1,025.....	800.....
234	Brevard News.....	Brevard.....	weekly.....	Thursday.....	Independent-Democratic.....	1895.....	1,200.....	8,000.....
235	The Marshville Home.....	Marshville.....	weekly.....	Tuesday.....	Independent-Democratic.....	1892.....	1,500.....	2,000.....
236	Monroe Journal.....	Monroe.....	semiweekly.....	Tuesday and Friday.....	Democratic.....	1894.....	2,500.....
237	The Monroe Enquirer.....	do.....	semiweekly.....	Monday and Thursday.....	Democratic.....	1873.....	3,500.....	10,000.....
238	Henderson Dispatch.....	Henderson.....	daily.....	Democratic.....	1914.....	2,100.....	10,000.....

239	Henderson Gold Leaf.....	do	weekly	Thursday	Democratic	1912	800	10,000
240	Apex Journal.....	Apex	weekly	Thursday	Democratic	1912	800	1,000
241	Our Lady's Orphan Boy.....	Nazareth	quarterly	Wednesday	Roman Catholic	1899	90,000	
242	Biblical Recorder.....	Raleigh	weekly	Friday	Baptist	1833	17,000	42,500
243	Carolina Jeffersonian.....	do	weekly	Friday	Independent	1924	700	1,200
244	Extension Farm News.....	do	monthly	First of month	Agricultural information	1915	12,500	
245	Insurance Department Bulletin.....	do	monthly	First of month	Industrial	1916	5,000	
246	Meredith College Bulletin.....	do	quarterly		Educational	1899	3,000	
247	News and Observer.....	do	daily		Democratic	1865	29,915	23,500
248	North Carolina Booklet.....	do	quarterly		Historical	1901	300	
249	North Carolina Cotton Growers.....	do	semi-monthly	1st and 15th	Organ Cotton Growers Co-operative Association	1922	37,500	
250	N. C. Highway Bulletin.....	do	monthly		Official organ, State Highway Commission	1920	2,200	
251	North Carolina Library Bulletin.....	do	quarterly		Literary	1909	2,500	
252	North Carolina Odd Fellow.....	do	monthly		Fraternal	1908	4,000	
253	North Carolina Teacher.....	do	mo. ex. July and Aug					
254	Our Record.....	do	weekly	Saturday	Educational	1924	10,000	
255	The Bulletin.....	do	monthly		Religious	1893	650	
256	The Health Bulletin.....	do	monthly		Agricultural information		9,762	
257	The Progressive Farmer.....	do	weekly	Saturday	Health	1878	53,000	
258	The Tar Heel Banker.....	do	monthly	Saturday	Farm paper	1886	400,000	100,000
259	The Union Herald.....	do	weekly	Thursday	Industrial	1923	1,150	
260	Times.....	do	daily		Labor		1,250	
261	St. Augustine.....	do	quarterly		Independent	1875	10,000	122,000
262	St. Mary's Bulletin.....	do	quarterly		Protestant Episcopal	1895	750	
263	State School Facts.....	do	semi-monthly	1st and 15th	Educational	1924	3,000	
264	Tri-State Tobacco Grower.....	do	monthly	Saturday	Nonsectarian, nonpolitical	1921	96,000	
265	Union Reformer.....	do	weekly	Saturday	Religious, Baptist	1917	2,000	150
266	Alumni News.....	State College Sta., Raleigh	monthly		Educational	1917	4,500	
267	N. C. Agri. Education Monthly.....	do	monthly		Secondary Agri. Education	1919	1,500	
268	N. C. Agriculture and Industry.....	do	weekly	Friday	Agricultural, etc.	1923	7,000	
269	Bulletin of Wake Forest College.....	Wake Forest	quarterly		Baptist College	1906	1,500	
270	Gold Leaf Farmer.....	Wendell	weekly	Thursday	Independent	1911	800	5,000
271	The Norlina Headlight.....	Norlina	weekly		Democratic	1914	635	

TABLE No. 2.—Continued

No.	Name of Paper	Town	How Published	Day of Publication	Class	When Established	Circulation	Capital Stock
272	The Warren Record.....	Warrenton.....	weekly.....	Friday.....	Democratic.....	1888	1,600	\$ 11,200
273	Ronoke Beacon.....	Plymouth.....	weekly.....	Thursday.....	Independent-Democratic.....	1888	1,250
274	The Mission Herald.....	do.....	monthly.....	Thursday.....	Religious, Protestant Epis.....	1888	1,300
275	Watauga Democratic.....	Boone.....	weekly.....	Thursday.....	Nonpartisan.....	1888	1,400
276	Goldsboro Daily Argus.....	Goldsboro.....	daily.....	daily ex. Mon.....	Democratic.....	1885	1,800
277	Goldsboro News.....	do.....	daily.....	Friday.....	Democratic.....	1922	2,300	50,000
278	Messenger.....	do.....	weekly.....	Friday.....	Independent.....	1912	800
279	The Goldsboro Weekly Record.....	do.....	weekly.....	Thursday.....	Independent-Democratic.....	1905	1,200	20,000
280	Mount Olive Tribune.....	Mount Olive.....	semiweekly.....	Tuesday and Friday.....	Independent.....	1904	1,000	20,000
281	The Fool Killer.....	Boomer.....	monthly.....	Free lance.....	1910	15,000
282	The Lash.....	Moravian Falls.....	monthly.....	Independent.....	1910	38,000
283	The Yellow Jacket.....	do.....	monthly.....	Republican.....	1895	500,000
284	The Wilkes Patriot.....	Wilkesboro.....	weekly.....	Wednesday.....	Republican.....	1906	2,300	6,500
285	The North Wilkesboro Hustler.....	No. Wilkesboro.....	weekly.....	Wednesday.....	Democratic.....	1896	1,200	2,400
286	The Wilkes Journal.....	Wilkes.....	weekly.....	Thursday.....	Independent.....	1917	3,400
287	Daily Times.....	Wilson.....	daily.....	Except Sunday.....	Democratic.....	1902	2,500	18,400
288	The Mirror.....	do.....	daily.....	Wednesday and Friday.....	Independent-Democratic.....	1922	3,400	5,500
289	Wilson Times.....	do.....	semiweekly.....	Friday.....	Democratic.....	1896	2,500
290	Zion Landmark.....	do.....	semiweekly.....	Friday.....	Primitive Baptist.....	1867	4,000
291	Yadkin Ripple.....	Yadkinville.....	weekly.....	Thursday.....	Republican.....	1892	1,250	2,500

*See Daily Times.

TABLE No. 3—Showing Value of Plant, Number of Employees, Wages, Etc.

No.	Name of Paper	Town	Estimated Value of Plant	Estimated Yearly Pay Roll	Power	Number Horse-power	Number Employees	Highest Wages	Lowest Wages	Number Hours Work Constitute Days	Number Hours Work Constitute Weeks	When Paid	Wages Increased or Decreased During Year?
1	Burlington Journal.....	Burlington.....	\$12,000	\$ 6,500	electric.....	5	6	\$ 5.00	\$ 3.00	8	48	weekly.....	same
2	Burlington News.....	do.....	24,000	15,000	electric.....	15	10	8.00	2.00	8	48	weekly.....	neither
3	The Alliance Gleaner.....	Graham.....	3,000	1,200	gas.....	2 ³	3	3.50	1.00	10	58	weekly.....	neither
4	Mebane Enterprise.....	Mebane.....	15,000	100	electric.....	10	3	5.00	.50	10	60	weekly.....	inc. 5%
5	Taylorsville Times.....	Taylorsville.....											
6	The Alleghany Star.....	Sparta.....	1,500		gas.....	2	2						
7	Lilesville Courier.....	Lilesville.....											
8	Morven Sentinel.....	Morven.....			gas.....	3							
9	Messenger and Intelligencer*.....	Wadesboro.....	6,000	2,500	electric.....	3					60	weekly.....	
10	Northwestern Herald.....	Jefferson.....	2,000	1,600	int. com.....	2	2	4.00	2.50	9	50	weekly.....	
11	Ashe Recorder.....	West Jefferson.....	750	1,500	electric.....	3	3	3.50	1.50	8	48	weekly.....	same
12	The Elk Park News.....	Elk Park.....	800	1,000	electric.....	4	4	2.50	2.50	8	48	weekly.....	inc. 10%
13	Behaven Journal.....	Behaven.....	4,500	3,600	electric.....	2	3			8	48		
14	Beaufort County Record*.....	Washington.....	23,000	12,000	electric.....		8	6.66	3.00	8	48	weekly.....	same
15	Daily News.....	do.....	6,000		electric.....	2 ¹	1			14			
16	Washington Progress.....	do.....											
17	Anlander Advance.....	Anlander.....	4,500	2,500	gasoline.....	4	2	6.00	2.00	8	48	weekly.....	neither
18	Windsor Ledger.....	Windsor.....											
19	Bladen Journal.....	Clarkton.....	800										
20	Brunswick County News.....	Southport.....	1,200		gas. eng.....	1 ⁴							
21	Asheville Advocate.....	Asheville.....	40,000	35,000	electric.....	200	16	10.00	3.00	8	44	weekly.....	no
22	Asheville Times.....	do.....	40,000	104,000	electric.....		35	10.00	2.00	8	48	weekly.....	same
23	Asheville Citizen.....	do.....	90,000	120,000	electric.....	70	53	10.72	2.00	8	48	weekly.....	
24	New Testament Christian.....	do.....											
25	Our Mountain Work.....	do.....											
26	The Oteen Echo.....	Oteen.....		6,000									

*Same as last report.

TABLE No. 3—Continued

No.	Name of Paper	Town	Estimated Value of Plant	Estimated Yearly Pay Roll	Power	Number Horse-power	Number Employees	Highest Wages	Lowest Wages	Number Hours Constitute Work	Number Hours Constitute Work	When Paid	Wages Increased or Decreased During Year?
27	Deaf Carolinian.....	Morganton.....	\$ 7,000	electric.....	1	\$.....	2½	weekly.....	same
28	The News-Herald.....	do.....	12,000	7,500	motor.....	7	6.00	2.00
29	The Enterprise.....	Valdese.....	2,500	1,200	electric.....	1	3	9	54	increased
30	Tribune.....	Concord.....	30,000	22,000	electric.....	11	7.50	1.50	8	48	weekly.....	same
31	The Concord Observer.....	do.....	8,000	4,000	electric.....	5	5	5.00	3.00	8	45	weekly.....
32	Times†.....	do.....
33	Uplift*.....	do.....	5,000	electric.....	3	8	45
34	The Star.....	Kannapolis.....
35	The Star.....	Lenoir.....
36	Lenoir News-Topic.....	do.....	20,000	11,820	electric.....	7	7.50	2.50	8	48	weekly.....	neither
37	The Beaufort News.....	Beaufort.....	10,000	4,836	elec. and gas.....	5	5	4.17	1.09	8	48	weekly.....	same
38	The Coaster.....	Morehead City.....	4,500	3,000	electric.....	3	5	3.50	1.00	8	44	weekly.....	increased
39	Caswell County Democrat.....	Yanceyville.....	3,000	1,400	hand.....	3	4.00	2.00	10	weekly.....	same
40	Hickory Daily Record.....	Hickory.....	electric.....	5	weekly.....
41	The Times-Mercury.....	do.....	15,000	9,000	electric.....	5	4.80	2.50	9	weekly.....	inc. 12½%
42	Catawba News-Enterprise.....	Newton.....	electric.....	5	4.50	4.00	8	48	weekly.....	inc. 25%
43	North Carolina Lutheran.....	do.....
44	Reformed Church Standard.....	do.....
45	The Chatham Record.....	Pittsboro.....	10,000	1,500	electric.....	4	3	5.00	.50	8	44	weekly.....	same
46	The Chatham News.....	Siler City.....	4,000	3,120	electric.....	3	3	4.25	1.75	8½	51	weekly.....	increased
47	Trit-County News.....	Andrews.....	6,000	3,000	4	3.75	2.50	weekly.....	inc. 16%
48	The Cherokee Scout.....	Murphy.....	7,000	3,600	electric.....	3½	3	6.25	2.00	9	54	weekly.....	inc. 6%
49	The Albemarle Observer.....	Edenton.....	5,000	1,500	electric.....	2	2	3.33	1.00	10	54	weekly.....
50	The Edenton News.....	do.....	7,500	6,292	electric.....	7½	7	7.50	1.00	9	50	weekly.....	inc. 10½%
51	Kings Mountain Herald.....	Kings Mountain.....	10,000	1,500	electric.....	2½	2	4.00	4.00	10	60	weekly.....	inc. 15%
52	The Cleveland News.....	Shelby.....	6,000	5,000	electric.....	5	7.50	1.50	8	48	weekly.....	inc. 10%
53	The Cleveland Star.....	do.....	30,000	15,000	electric.....	10	8	6.65	2.50	8½	49½	weekly.....	same
54	News-Reporter.....	Whiteville.....	8,000	elec. and gas.....	7	6.00	4.00	8	64	weekly.....

55	The New Bernian.....	New Bern.....	35,000	45,000	electric.....	10	8.33	7.50	8	48	weekly.....	same	
56	The Sun Journal.....	do.....			electric.....	7	8.33	7.50			weekly.....		
57	The Apostolic Evangel.....	Falcon.....											
58	The Fayetteville Observer.....	Fayetteville.....	125,000	36,000	electric.....	30	9.00	4.00	8	48	weekly.....	same	
59	The Dispatch.....	Lexington.....	50,000	26,000	D. C. elec.....	16	8.00	2.00	8		weekly.....	inc. 10%	
60	Chairtown News.....	Thomasville.....	12,500	7,280	electric.....	6	7.50	2.50	9	51	weekly.....	inc. 5%	
61	Charity and Children.....	do.....	25,000	free	electric.....	5	7.00	5.00			bi-monthly.....		
62	The Times.....	do.....	8,000	3,000	electric.....	3	6.00		9	50	weekly.....		
63	Coolemece Journal.....	Coolemece.....	1,000										
64	Crusader.....	Mocksville.....											
65	Enterprise*.....	do.....	1,000	1,800	hand.....	5			10	60	monthly.....		
66	The Hornet.....	do.....		2,000									
67	The Davie Record.....	do.....											
68	Duplin-Pender Enterprise*.....	Rose Hill.....											
69	Duplin Record.....	Warsaw.....	6,500		electric.....	4	10.00	3.00	9	49	weekly.....	stationary	
70	The Sun.....	do.....										no	
71	Durham Morning Herald.....	Durham.....	100,000	100,000	motor.....	40	9.00	1.50	8	48	weekly.....	same	
72	Durham Sun.....	do.....	25,000	36,400		27	6.66	5.50	8	48	weekly.....	increased	
73	South Atlantic Quarterly.....	do.....	120			4							
74	The Southern Republican.....	do.....	20,000	15,000	electric.....	12	8.00	1.00	8	48	weekly.....	neither	
75	Trinity Alumni Register.....	do.....											
76	Trinity Chronicle.....	College Station, Durham.....											
77	The Voice.....	Rocky Mount.....	1,500	1,250	electric.....	3	3.00	1.75	8	48	weekly.....	no	
78	The Southerner.....	Tarboro.....	10,000	9,000	electric.....	10	7.50	1.50	8	48	weekly.....	same	
79	Blum's Farmers and Planters Almanac.....	Winston-Salem.....											
80	Junior Order Journal.....	do.....											
81	Southern Tobacco Journal.....	do.....											
82	The Alumnae Record.....	do.....											
83	The Union Republican.....	do.....			electric.....	20	7.00	3.00	8	48	weekly.....	increased	
84	Twin City Sentinel.....	do.....	180,000	144,000	electric.....	53	74		8	48	weekly.....	no	
85	Winston-Salem Journal.....	do.....	250,000	110,000	electric.....	60	48	7.50	2.25	8	48	weekly.....	
86	Winston-Salem News.....	do.....											
87	Winston Sentinel.....	do.....		3,120									
88	Missionary Herald-Christian Star.....	Franklinton.....	1,000		hand.....	3	6.66	6.66			weekly.....	decreased	
89	Franklin Times.....	Louisburg.....	15,000	4,500	elec. and gas.....	3	4	4.00	1.00	8	48	weekly.....	inc. 10%

*Same as last report. †Same as Tribune. ‡Suspended December 1924

117	The High Pointer	do.	10,000	3,800	electric.	6	7.50	2.25	8	48	weekly	same
118	The Review	do.	6,000	2,000	electric.	1	5.00	1.00	8	48	weekly	inc. 10%
119	The Progress	Enfield	4,000	1,500	electric.	3	3.20	1.65	8	48	weekly	increased
120	Roanoke Rapids Herald*	Roanoke Rapids	20,331	8,200	electric.	4½	5.00	1.50	9	54	weekly	increased
121	The Commonwealth	Scotland Neck		6,000	electric.	3			8		weekly	
122	Roanoke News	Weldon	3,000	1,000	hand.	3			8		weekly	
123	The Dunn Dispatch	Dunn	20,000	7,000	electric.	7			8½	51	weekly	inc. 5%
124	Harnett County News	Lillington	10,000	1,800	electric.	4	4.00	4.00	8	48	weekly	inc. 100%
125	The Canton Enterprise	Canton	10,000	5,200	electric.	6	5.00	.75	8	48	weekly	same
126	The Journal	Waynesville	10,000	6,000	electric.	5	5.00	1.00	9	54	weekly	increased
127	Mountain Courier	do.	10,000	2,400	electric.				9		weekly	
128	The Hendersonville News	Hendersonville	10,000	10,000	electric.	7	7.00	2.00	8	48	weekly	inc. 8%
129	Western N. C. Times	do.			electric.	7	6.00	4.00	8	48	weekly	inc. 5%
130	Hertford County Herald	Ahoscie	14,000	2,000	electric.	5	6.00	6.00	9	54	weekly	inc. 8%
131	Hoke County Journal	Raeford	3,000	1,300	electric.	5	4.16	4.00	9	54	weekly	same
132	Mooresville Enterprise	Mooresville			electric.	7			48		weekly	no
133	The Landmark	Statesville	20,000	16,000	electric.	12	7.00	2.00	8	48	weekly	no
134	Sentinel	do.	10,000	14,000	electric.	11	5.67	1.66	8	48	weekly	inc. 10%
135	The Statesville Daily*	do.										
136	Jackson County Journal	Sylva	6,000	8,000	electric.	3½	3.60	1.60	8	48	weekly	no
137	Benson Review	Benson	12,000	3,200	electric.	4	5	3.00	9½	52	weekly	inc. 25%
138	The Eastern News	do.	5,000	3,500	electric.	4	6.50	3.00	8	48	weekly	no
139	The News	Clayton	2,500	2,100	electric.	2½	4.00	3.00	9	54	weekly	increased
140	Johnstonian	Selma	4,000	7,200	electric.	5	6.50	1.66	8	48	weekly	inc. 20%
141	The Lone Pilgrim	do.										
142	The Herald	Smithfield	20,000	9,000	motor	7	7.00	2.80	8	48	weekly	inc. 10%
143	Carolina Banner	Sanford	1,000	5,000	electric.	½	7.00	2.50	8	44	weekly	same
144	Sanford Express*	do.	5,000	2,000	electric.	1			9	50	weekly	
145	Free Will Baptist	Kinston										
146	Kinston Daily Free Press	do.	17,000	23,000	electric.	15	7.00	2.00	8	48	weekly	no
147	Morning News	do.	11,000	10,000	electric.	5	8.00	2.00	8	48	weekly	stationary
148	LaGrange Lenoirian	LaGrange	4,000	2,000	electric.	5	5.00	1.50	8	44	weekly	
149	Lincoln County News	Lincolnton	9,000	4,000	electric.	3	3.50	1.00	9	52	weekly	inc. 5%
150	Lincoln Times	do.			electric.							
151	Marion Progress	Marion	8,000	4,800	electric.	1-3	6.00	2.75	9	54	weekly	same
152	Franklin Press	Franklin			electric.	1	5.00	4.00	8		weekly	
153	News-Record	Marshall	750	1,000	electric.	4	3.33½	1.33½	10	60	weekly	inc. 60%

*Same as last report. †Same as Gaston County News.

247	News and Observer.....	do.....	16,500	electric.....	80	84		8	48	weekly.....	same		
248	North Carolina Booklet.....	do.....											
249	North Carolina Cotton Growers.....	do.....			2								
250	N. C. Highway Bulletin.....	do.....											
251	N. C. Library Bulletin.....	do.....											
252	North Carolina Odd Fellow.....	do.....	1,500		7								
253	North Carolina Teacher.....	do.....											
254	Our Record.....	do.....											
255	The Bulletin.....	do.....											
256	The Health Bulletin.....	do.....											
257	The Progressive Farmer.....	do.....											
258	The Tar Heel Banker.....	do.....											
259	The Union Herald.....	do.....	190,000	electric.....	60	47	8.25	2.00	8	48	weekly.....	increased	
260	Times.....	do.....											
261	St. Augustine.....	do.....											
262	St. Mary's Bulletin.....	do.....											
263	State School Facts.....	do.....			5		5.00	4.50		monthly.....	increased		
264	Tri-State Tobacco Grower.....	do.....											
265	Union Reformer.....	do.....											
266	Alumni News.....	State College Sta., Raleigh.....											
267	North Carolina Agricultural Education Monthly.....	do.....											
268	N. C. Agriculture and Industry.....	do.....											
269	Bulletin of Wake Forest College.....	Wake Forest.....							8	48	weekly.....	same	
270	Gold Leaf Farmer.....	Wendell.....	5,000	electric.....	2 ¹ / ₂	3	1.50	1.00	10				
271	The Norlina Headlight.....	Norlina.....	2,300	electric.....	3	3			9	52	weekly.....	same	
272	The Warren Record.....	Warrenton.....	10,000	electric.....	6	4	5.83	1.00	2.00	8	44	weekly.....	decreased
273	Roanoke Beacon.....	Plymouth.....		gas.....		6	3.50	2.00					
274	The Mission Herald.....	do.....	8,000	gas and elec.....	3 ¹ / ₂	2	5.00	3.00	8	48	weekly.....	decreased	
275	Watauga Democrat.....	Boone.....	2,700	electric.....	16				8	52	weekly.....	neither	
276	Goldsboro Daily Argus.....	Goldsboro.....	18,000	electric.....	10	10	8.75	2.00	8	48	weekly.....	increased	
277	Goldsboro News.....	do.....	25,000	electric.....								no	
278	Messenger.....	do.....			3 ¹ / ₂	8	6.65	.65	8	48	weekly.....	increased	
279	The Goldsboro Weekly Record.....	do.....	20,000	electric.....	3	3	5.00	5.00	8	48	weekly.....	no	
280	Mount Olive Tribune.....	Mount Olive.....	20,000	electric.....	3	3							
281	The Fool Killer.....	Boomer.....	800	gas.....	5								

*Printed by contract.

TABLE No. 3—Continued

No.	Name of Paper	Town	Estimated Value of Plant	Estimated Yearly Pay Roll	Power	Number Horse power	Number Employees	Highest Wages	Lowest Wages	Number Hours Constitute Days Work	Number Hours Constitute Weeks Work	When Paid	Wages Increased or Decreased During Year?
282	The Lash	Moravian Falls	\$ 7,000	\$ 1,200	gas.	4	9	\$ 4.00	\$ 1.00	8	44	weekly	increased
283	The Yellow Jacket	do.	55,000	1,200	electric.	15	14	5.00	1.50	9	54	weekly	increased
284	The Wilkes Patriot	Wilkesboro.	5,000	1,200	electric.	3	2	3.00	1.00	8	54	weekly	decreased
285	The North Wilkesboro Hustler	No. Wilkesboro	2,400	1,500	gasoline	3	3	6.00	2.00	9½	51	weekly	increased
286	The Wilkes Journal	Wilkes	6,000	3,500	electric.	6	16	8.33	2.50	8	48	weekly	no
287	Daily Times	Wilson	50,000	31,000	electric.	20	9	8.00	3.00	8	48	weekly	no
288	The Mirror	do.	25,000	20,000	elec. and gas.								no
289	Wilson Times*	do.			electric.								same
290	Zion Landmark*	do.			motor.	1½	2	4.60	3.00	10	60	weekly	same
291	Yadkin Ripple	Yadkinville.	2,000	1,500									

*See Daily Times.

CHAPTER XII

STATE PRINTING

The cost of printing for the State of North Carolina, requisitioned through the Department of Labor and Printing, amounts to approximately \$200,000 annually.

The State Printing Commission, composed of the Governor, Secretary of State, State Treasurer, State Auditor, Superintendent of Public Instruction, Attorney-General, and Commissioner of Labor and Printing, lets the printing to contract, under competitive bids, for two-year periods.

The Commissioner and Assistant Commissioner of Labor and Printing purchase and furnish all paper required, place all orders for State printing under the contract, supervise it in process, pass upon the quality and check against deliveries of the finished work, audit contractors' bills and approve same before payment by the State.

This, concisely, has been the method of and this the machinery for handling the State's printing for the past twenty-five years. Prior to that time it was handled through the office of the Secretary of State, and supervision of it on behalf of the State was merely nominal. Increase in volume necessitated by the creation of new departments of the Government, and superadded duties and the widening scope of other departments, raised the State printing to a plane of importance which, in the view of the Legislature, demanded a thoroughly businesslike handling of it in order that the needs of the State in the matter of its printing might be promptly met and due protection afforded by having the requisite paper purchased, the work supervised and bills therefor audited by a printing expert. The State printing was thereupon transferred from the office of the Secretary of State to the Department of Labor and Printing.

All State departments requisition their printing through the Department of Labor and Printing. There is no division of labor or of responsibility in connection with it. This has been the status for the past twenty-five years.

Some few State institutions whose printing expense is paid out of their legislative appropriations for maintenance place orders for printing direct; but all such institutions have the privilege of taking advantage of the purchasing facilities of the Department of Labor and Printing, and most of them have done so, and have found that great saving of State funds is thereby effected. The Legislature should make this mandatory upon all governmental agencies supported by State funds.

The law stipulates that the Assistant Commissioner of Labor and Printing shall be a practical printer, and his duties as such make it

imperative that he be an expert in his line. The Department has thus far been very fortunate in securing and retaining the services of men in every way qualified for this highly technical, difficult, and arduous work.

The Department of Labor and Printing purchases all paper required for State printing, and maintains a paper-storage warehouse in Raleigh. The State is thus enabled to take advantage of market conditions and to purchase in such quantities as to secure the lowest prices. By carefully watching and judging the paper market, and buying opportunely, the Department has saved the State many thousands of dollars. A perpetual inventory of paper stock is kept which shows at all times the exact quantity of each kind on hand, without having to resort to a physical inventory. The physical inventory is made once each year. Practically all stock on hand was purchased at figures below present market prices.

Formerly it was the practice of the Department to furnish paper for those departments only whose printing was a charge against the State general fund; the printing contractors being permitted to furnish and charge a profit on paper required for the printing for State institutions paying this expense out of legislative appropriations for maintenance. But the present officers of the Department, with the consent of the State Printing Commission, extended its purchasing facilities to all governmental agencies requisitioning their printing through the Department. This change in policy has resulted in a saving to the State of approximately \$10,000 annually.

The auditing of bills for printing is an important part of the work of the Department. Since 1919 bills rendered have been reduced by the Department in the aggregate amount of \$20,000 to make the charges conform to the contract schedule of prices.

Expert accountants who have audited the accounts of the Department highly praise the system of accounting used, and a large auditing concern employed by the State to install a State system of accounting recommended no change in this Department's system. These auditors made special mention of the large volume of work handled by the small force of the Department.

From 1915 to 1921 the cost of State printing advanced with all other products. In 1921 the State secured a reduction of 5 per cent in contract prices, and a further reduction was secured under the contract awarded in 1923 and expiring August 31, 1925.

The following tables show the amount of printing, by departments, institutions, etc., for the years 1923-1924; paper purchased, paper used, inventory value of paper on hand, etc.

SUMMARY OF STATE PRINTING

	1922-23	1924
	(½ Year)	(1 Year)
Printing paid for out of State General Fund.....	\$ 98,092.80	\$ 159,718.05
Printing paid for out of maintenance appropriations.....	18,763.56	26,651.57
Printing of current Supreme Court Reports.....	4,871.91	9,069.70
Totals.....	\$ 121,728.27	\$ 195,439.32

PRINTING PAID FROM STATE GENERAL FUND

DEPARTMENT	DECEMBER 1, 1922, TO JULY 1, 1923			JULY 1, 1923, TO JULY 1, 1924			Total for All
	Cost of Printing	Cost of Paper Used	Total for Year	Cost of Printing	Cost of Paper Used	Total for Year	
Attorney-General.....	\$ 1,235.20	\$ 95.82	\$ 1,331.02	\$ 54.57	\$ 0.62	\$ 55.19	\$ 1,386.21
State Auditor.....	8,674.91	768.20	9,443.11	8,169.11	625.28	8,794.39	18,237.50
Department of Labor and Printing.....	6,121.28	31.26	6,152.54	408.49	832.17	1,240.66	7,393.20
Corporation Commission.....	4,943.86	299.84	5,243.70	11,998.18	1,191.25	13,189.43	18,428.13
Insurance Department.....	4,368.02	1,262.78	5,630.80	7,645.23	2,652.41	10,297.64	15,928.44
Soldiers' Home.....				68.49	16.98	85.47	85.47
Superintendent of Public Buildings and Grounds.....	26.56	9.28	35.84	10.06	7.29	17.35	53.19
Printing Commission.....				194.31	3.59	197.90	197.90
Secretary of State.....	3,254.21	1,302.22	4,556.43	6,777.78	4,242.87	11,020.65	15,577.08
State Treasurer.....	540.94	67.08	608.02	251.27	81.35	332.62	940.64
Executive Department.....	242.20	207.67	449.87	2,015.91	397.65	2,413.56	2,863.43
Supreme Court (job).....	117.11	38.51	155.62	334.80	109.80	444.60	600.22
Superintendent of Public Instruction.....	8,787.96	2,257.41	11,045.37	17,711.07	8,522.72	26,233.79	37,279.16
Historical Commission.....	3,433.12	441.62	3,874.74	2,429.09	58.01	2,487.10	6,361.84
Board of Charities and Public Welfare.....	547.49	230.03	767.52	1,670.77	644.12	2,314.89	3,082.41
Adjutant General.....	519.53	143.33	662.86	2,106.99	292.91	2,399.90	3,062.76
Agricultural Experiment Station.....	119.12	78.75	197.87	1,707.71	191.14	1,898.85	2,096.72
Legislative Department.....	16,054.28	801.01	16,855.29	14,882.31	2,892.08	17,774.39	34,629.68
N. C. Geological and Economic Survey.....	2,346.65	277.29	2,623.94	9,735.69	832.72	10,568.41	13,192.55

PRINTING PAID FROM STATE GENERAL FUND—CONTINUED

DEPARTMENT	DECEMBER 1, 1922, TO JULY 1, 1923			JULY 1, 1923, TO JULY 1, 1924			Total for All
	Cost of Printing	Cost of Paper Used	Total for Year	Cost of Printing	Cost of Paper Used	Total for Year	
Supreme Court (reprints).....	\$ 4,227.50	\$ 252.14	\$ 4,479.64	\$ 4,719.43	\$ 287.34	\$ 5,006.77	\$ 9,486.41
Auto License Department.....	1,598.61	375.73	1,974.34	3,045.51	4,051.10	7,996.61	7,996.61
Board of Education.....	97.36	13.03	110.39	2,829.01	1,468.28	4,297.29	1,974.34
Board of Elections.....	10,455.24	8,016.27	18,471.51	18,822.94	9,411.03	28,233.97	4,407.68
Department of Revenue.....	944.68	358.55	1,303.23	716.41	351.07	1,067.48	46,705.48
Fisheries Commission.....	419.60	78.47	498.07	442.70	176.62	619.32	2,370.71
Legislative Reference Library.....	1,575.23	45.85	1,621.08	721.97	12.85	734.82	1,117.39
State Library.....							2,355.90
Totals.....	80,650.66	17,442.14	98,092.80	120,364.80	39,353.25	159,718.05	257,810.85

PRINTING PAID FROM DEPARTMENTAL OR INSTITUTIONAL APPROPRIATIONS

DEPARTMENT	DECEMBER 1, 1922, TO JULY 1, 1923			JULY 1, 1923, TO JULY 1, 1924			Total for All
	Cost of Printing	Cost of Paper Used	Total for Year	Cost of Printing	Cost of Paper Used	Total for Year	
Agricultural Department.....	\$ 4,309.69	\$ 1,135.86	\$ 5,445.55	\$ 4,051.07	\$ 1,336.81	\$ 5,387.88	\$ 10,833.43
Child Welfare Commission.....	217.55	74.29	291.84	138.69	66.08	204.77	496.61
Joint Building Commission.....	17.37	35.36	52.73				52.73
N. C. Historical Review.....				542.73	119.27	662.00	662.00
East Carolina Teachers College.....	67.21	113.26	180.47	256.33	254.11	510.44	690.91
School for the Deaf, Morganton, N. C.....				21.73	11.19	32.92	32.92
University of North Carolina.....	2.27	116.90	119.17	10.88	618.56	629.44	748.61
N. C. State College.....	4,201.90	1,682.87	5,884.77	9,771.89	4,506.97	14,278.86	20,163.63
Library Commission.....	293.49	134.50	427.99	855.64	440.59	1,296.23	1,724.22
State Board of Health.....	2,746.54	1,527.53	4,274.07	17.12	6.87	23.99	4,298.06
State Highway Commission.....	20.55	419.19	439.74	33.08	634.88	687.96	1,127.70
N. C. Education Association.....	323.93	115.25	439.18	499.06	149.20	648.26	1,087.44
Deaf, Dumb, and Blind Institute, Raleigh, N. C.....				100.91	29.77	130.68	130.68
North Carolina Sanatorium.....	57.89	48.90	106.79	489.37	259.91	749.28	856.07
State Hospital (Dix Hill).....	258.33	159.83	418.16	415.46	191.65	607.11	1,025.27
State Board for Vocational Education.....	457.41	225.69	683.10	573.27	228.48	801.75	1,484.85
Totals.....	12,974.13	5,789.43	18,763.56	17,777.23	8,874.34	26,651.57	45,415.13

PRINTING OF SUPREME COURT REPORTS (CURRENT) *

Supreme Court Reports (current).....	\$ 4,179.02	\$ 692.89	\$ 4,871.91	\$ 8,196.44	\$ 873.26	\$ 9,069.70	\$ 13,941.61
--------------------------------------	-------------	-----------	-------------	-------------	-----------	-------------	--------------

*The printing of current Supreme Court Reports is contracted for by the Supreme Court, but handled through the Department of Labor and Printing in the same manner other State printing is handled.

PAPER ACCOUNT

PAPER PURCHASES:

December 1, 1922, to July 1, 1923.....	\$23,655.40
July 1, 1923, to July 1, 1924.....	52,287.31
Total.....	<u>\$75,942.71</u>

PAPER USED IN PRINTING:

December 1, 1922, to July 1, 1923.....	\$30,721.17
July 1, 1923, to July 1, 1924.....	48,961.27
Total.....	<u>\$79,682.44</u>

INVENTORIES OF PAPER ON HAND:

Value paper on hand December 31, 1922.....	\$52,212.40
Value paper on hand July 1, 1924.....	60,570.98

CLASSIFICATION OF INDUSTRIES

AGRICULTURAL IMPLEMENTS. *See Founders and Machinists.*

ASBESTOS TEXTILES.

Fiber Manufacturing Company, Newton. Asbestos yarns and cloths.
Southern Asbestos Manufacturing Company, Charlotte. Asbestos textiles.

AUTOMOBILES. *See Garages.*

Ford Motor Company, Charlotte. Ford cars, trucks, Fordson tractors, Lincoln cars.

AUTOMOBILE TOPS AND BODIES. *See, also, Trucks and Bodies.*

Carolina Cadillac Company, Winston-Salem. Seat covers, auto tops, curtains, painting.

AWNINGS.

Charlotte Tent and Awning Company, Charlotte. Awnings.
Munden & Alexander, Elizabeth City. Awnings, tents, and sails.
Southern Awning and Decorative Company, Charlotte. Awnings, tarpaulins, decorators, costumers.

BAGS AND BAGGING.

Carolina Bagging Company, Henderson. Jute bagging.
Charlotte Bagging Company, Charlotte. Bagging and ties.
Golden Belt Manufacturing Company, Durham. Tobacco bags and pouches.
Willard Bag and Manufacturing Company, Wilmington. Burlap bags.

BAKERIES.

The Asheville Baking Company, Asheville. Bread and cakes.
Badin Bakery, Badin. Bread, pies, cakes.
Blue Ribbon Bakery, Charlotte. Bakery products.
Bost's Bakery, Inc., Shelby. Bread, cakes, etc.
W. C. Brannon, Lenoir. Bread, pies, and cakes.
Bretsch's Bakery, Inc., Raleigh. Bread, cakes, pies.
Carolina Baking Company, Charlotte. Bread and cake.
Carolina Baking Company, Gastonia. Bread, cakes, and pies.
Carolina Baking Company, Greensboro. Bread, rolls, cakes, pies.
Cartwright Bakery, Elizabeth City. Bread, cakes, pies.
Charlotte Bread Company, Charlotte. Bread.
City Steam Bakery, Hickory. Bread.
C. A. Clawson, Beaufort. Bread and cakes.
Clegg's Steam Bakery, Greensboro. Bread, cakes, etc.
Concord Steam Bakery, Concord. Bread, cakes, and pies.
Durham Steam Bakery, Durham. Bread, cakes, pies.
French Pastry Shop, Asheville. Bakery products, light lunch.
Gilmer's Bakery, Winston-Salem. Baked goods.
Hassell Brothers, Plymouth. Bread, cakes, pies.
Herbert's Bakery, Kinston. Cakes, pies, and bread.
High Point Baking Company, High Point. Bread, rolls, and pies.
Home Bakery, New Bern. Baked goods.
Kafer's Bakery, New Bern. Bread, cakes.
Monroe Bakery, Monroe. Bakery products.
New System Bakery, Salisbury. Bread and cake.
Peoples Bakery, Greenville. Bread and pastries.
Paschall Bakery, Durham. Bread, cakes, and pies.

BAKERIES—Continued.

- Philadelphia Bakery, Durham. Bread.
 Phillipp's Bakery, Brevard. Baked goods.
 Piedmont Baking Company, Statesville. Bread, cakes, pastry.
 Purity Steam Bakery, Laurinburg. Bread and cakes.
 Quality Bakery, Asheville. Baked goods of all kinds.
 Quality Bakery, Inc., Winston-Salem. Bread, pies, and cakes.
 Royal Bakery, Wilmington. Pies, cakes, bread, and rolls.
 Salisbury Bakery, Salisbury. Bread.
 Statesville Baking Company, Statesville. Baked goods.
 Waldensian Bakery, Valdese. Baked goods.
 Whitmore Bakery Company, Henderson. Bread, cakes, and pastries.
 Willis Baking Company, Washington. Cakes, pies, and bread.
 Winkless Bakery, Winston-Salem. Bread, pies, cakes.
 Zindel's Hygienic Bakery, Charlotte. Bakery products.

BARRELS. *See Coopers.*

BASKETS. *See, also, Coopers.*

- Bivins Tobacco Basket Factory, Hillsboro. Tobacco baskets.
 Cecil Manufacturing Company, High Point. Chairs, tobacco baskets, and hogshead material.
 Truckers Manufacturing Company, Mount Olive. Crates, barrels, baskets, gin cotton.

BEDS AND BEDDING.

- Cotton Belt Manufacturing Company, Rocky Mount. Mattresses, pillows, box springs.
 Jackson Mattress Company, Kinston. Mattresses, cushions, pillows, etc.
 Kurans Bedding Company, High Point. Mattresses, pillows, etc.
 Lawing's Mattress Factory, Charlotte. Mattress pillows, pads, and box springs.
 Mebane Bedding Company, Mebane. Mattresses, spring beds, and cots.
 New Way Mattress Company, Wilmington. Mattresses.
 O'Henry Bedding Company, Inc., Greensboro. Mattresses.
 Parkton Mattress Company, Parkton. Mattresses.
 Peerless Mattress Company, Lexington. Mattress box springs.
 Pope Mattress Company, Durham. Mattresses.
 Royal & Borden Manufacturing Company, Goldsboro. Mattresses, pillows, springs, cotton felts.
 Stifel Mattress Company, Winston-Salem. Mattress and box springs.
 Taylor Mattress Company, Salisbury. Mattresses, pillows, etc.
 Western Feather Company, Durham. Feather beds, pillows, bolsters.

BELTING. *See Leather.*

BLANK BOOKS. *See, also, Printers.*

- A. G. Gordon Company, Winston-Salem. Loose-leaf binders, blank books, and devices.

BOATS AND BOAT REPAIR.

- Bell-Wallace Company, Morehead City. Boat building and repairs.
 T. B. Hayman Shipbuilding Company, Elizabeth City. Boats.
 Marine Railway, Edenton. Boats.
 Nelson Machine Works, Morehead City. Marine engine repairs.
 C. H. Wade, Morehead City. Boats and boat repairs.
 Willis Marine Railways, Morehead City. Repairing and painting small boats.

BOILERS. *See Founders and Machinists.*

BOTTLEERS.

- Barnes-Harrell-Rawlings Company, Goldsboro. Carbonated beverages.
Barnes-Harrell Company, Wilson. Coca-Cola.
Blume's Machine Shop, Concord. Bottling Coca-Cola and ales.
J. R. Bowden & Company, Elizabeth City. Soda water.
Carolina Bottling Company, Concord. Coca-Cola and ales.
Carolina Beverage Corporation, Salisbury. Carbonated beverages.
Carolina Chero-Cola Bottling Company, Raleigh. Carbonated beverages.
Charlotte Coca-Cola Bottling Company, Charlotte. Soft drinks.
Charlotte Pepsi-Cola Bottling Company, Charlotte. Bottling soft drinks.
Chero-Cola Bottling Company, Asheille. Carbonated beverages.
Chero-Cola Bottling Company, Graham. Soft drinks.
Chero-Cola Bottling Works, Kelford. Soft drinks.
Chero-Cola Bottling Company, Lumberton. Chero-Cola and soda water.
Coca-Cola Bottling Company, Aberdeen. Carbonated beverages.
Coca-Cola Bottling Company of Asheville, Asheville. Coca-Cola and soda water.
Coca-Cola Bottling Company, Biscoe. Carbonated beverages.
Coca-Cola Bottling Company, Burlington. Soft drinks.
Coca-Cola Bottling Company, Fayetteville. Carbonated beverages.
Coca-Cola Bottling Company, Forest City. Carbonated beverages.
Coca-Cola Bottling Company, Franklin. Coca-Cola and soda water.
Coca-Cola Bottling Company, Gastonia. Coca-Cola and soft drinks.
Coca-Cola Bottling Company, Greensboro. Carbonated beverages.
Coca-Cola Bottling Works, Greenville. Carbonated beverages.
Coca-Cola Bottling Company, Hickory. Soft drinks.
Coca-Cola Bottling Company, Leaksville. Bottled carbonated beverages.
Coca-Cola Bottling Company, Lumberton. Carbonated beverages.
Coca-Cola Bottling Company, Mayodan. Carbonated beverages.
Coca-Cola Bottling Company, Murphy. Coca-Cola and other soft drinks.
Coca-Cola Bottling Company, N. Wilkesboro. Bottled carbonated beverages.
Coca-Cola Bottling Company, Randleman. Coca-Cola and other soft drinks.
Coca-Cola Bottling Works, Reidsville. Soft drinks.
Coca-Cola Bottling Company, Rocky Mount. Bottled beverages.
Coca-Cola Bottling Works, Tarboro. Bottled Coca-Cola and soda water.
Coca-Cola Bottling Company, Statesville. Bottled carbonated beverages.
Coca-Cola Bottling Company, Washington. Soft drinks.
Coca-Cola Bottling Company, Winston-Salem. Coca-Cola.
Crown Carbonating Company, Hamlet. Coca-Cola and soda water.
Durham Coca-Cola Bottling Company, Durham. Soft drinks.
Durham Pepsi-Cola Bottling Company, Durham. Soft drinks.
Edenton Pepsi-Cola Bottling Works, Edenton. Carbonated beverages.
Electric Bottling Company, Wilmington. Soft drinks.
Granite Bottling Works, Granite Falls. Soft drinks.
Guilford Chero-Cola Bottling Company, Greensboro. Soft drinks.
Hamlet Chero-Cola Bottling Company, Hamlet. Carbonated beverages.
Henderson Coca-Cola Bottling Company, Henderson. Coca-Cola and soft drinks.
Henderson Pepsi-Cola Bottling Company, Henderson. Carbonated beverages.
Hillsboro Coca-Cola Bottling Company, Hillsboro. Carbonated beverages.
G. F. Horner, Elizabeth City. Soft drinks.
Jones Bottling Works, Raleigh. Soft drinks.
Kelford Coca-Cola Bottling Company, Kelford. Carbonated beverages.
King-Cola Bottling Company, Greensboro. Soft drinks.

BOTTLERS—*Continued.*

- J. E. Lassiter, Edenton. Soft drinks.
 Lenoir Veneer Company, Lenoir. Soft drinks.
 Lime-Cola Bottling Works, Fayetteville. Soft drinks.
 Lime-Cola Bottling Company, Lumberton. Carbonated beverages.
 Lime-Cola Bottling Company, Newton. Bottled drinks.
 Lincolnton Coca-Cola Bottling Company, Lincolnton. Carbonated beverages.
 Louisburg Bottling Works, Louisburg. Soda water.
 Mecklenburg Chero-Cola Bottling Company, Charlotte. Bottled beverages.
 Mecklenburg Chero-Cola Bottling Company, Salisbury. Carbonated beverages.
 Mint-Cola Bottling Company, Salisbury. Mint-Cola and cherry wine.
 Mint-Cola Bottling Company, Lenoir. Soft drinks.
 Monroe Bottling Works, Monroe. Soda water.
 Monroe Coca-Cola Bottling Company, Monroe. Coca-Cola and orange crush.
 Morehead Coca-Cola Bottling Company, Morehead City. Carbonated beverages.
 New Bern Coca-Cola Bottling Works, New Bern. Soft drinks.
 Nu-Grape Bottling Company, Charlotte. Nu-Grape.
 Nu-Grape Bottling Company, Hickory. Soft drinks.
 Orange Crush Bottling Company, Greenville. Carbonated beverages.
 Pepsi-Cola Bottling Company, Burlington. Soft drinks.
 Pepsi-Cola Bottling Company, Dunn. Carbonated beverages.
 Pepsi-Cola Bottling Company, Elkin. Carbonated beverages.
 Pepsi-Cola Bottling Company, Hickory. Soft drinks.
 Pepsi-Cola Bottling Works, Kinston. Bottled sodas.
 Pepsi-Cola Bottling Company, Lumberton. Carbonated beverages.
 Pepsi-Cola Bottling Works, Madison. Carbonated beverages.
 Pepsi-Cola Bottling Company, Mount Airy. Soft drinks.
 Pepsi-Cola Bottling Company, New Bern. Carbonated beverages.
 Pepsi-Cola Bottling Works, Tarboro. Soft drinks.
 Raleigh Coca-Cola Bottling Company, Raleigh. Carbonated beverages.
 Raleigh Pepsi-Cola Bottling Company, Goldsboro. Carbonated beverages.
 Raleigh Pepsi-Cola Bottling Company, Raleigh. Carbonated beverages.
 Roxboro Bottling Works, Roxboro. Carbonated beverages.
 Shelby Coca-Cola Bottling Company, Shelby. Soft drinks.
 Spencer Orange Crush Bottling Company, Spencer. Soft drinks.
 Stanley Bottling Works, Albemarle. Coca-Cola.
 Tarboro Pepsi-Cola Bottling Company, Tarboro. Pepsi-Cola.
 Thomasville Bottle Company, Thomasville. Soft drinks.
 W. C. Tire, Winston-Salem. Soda water.
 C. Valear Bottling Works, Charlotte. Carbonated beverages.
 Wadesboro Coca-Cola Bottling Company, Wadesboro. Coca-Cola and soda water.
 N. W. Warren's Ice Plant, Littleton. Ice, carbonated beverages.
 Weldon Coca-Cola Bottling Works, Weldon. Soft drinks.
 Whistle Bottling Works, Rockingham. Carbonated beverages.
 Wilmington Coca-Cola Bottling Works, Wilmington. Soft drinks.

BOXES AND BOX SHOOKS.

- Aberdeen Crate and Box Company, Aberdeen. Crates and boxes.
 W. P. Broome & Son, Peachland. Lumber and box shooks.
 T. A. Commander, Elizabeth City. Building material, boxes, and barrels.
 Elkin Box Company, Elkin. Pine box shooks.
 Hutton & Bourbonnais, Hickory. Dressed lumber and box shooks.

BOXES AND BOX SHOOKS—Continued.

- The Interstate Cooperage Company, Belhaven. Light barrel cooperage, box shooks, and lumber.
- The Mengel Company, Winston-Salem. Boxes, miscellaneous wood products, auto wood parts.
- Morehead City Manufacturing Company, Morehead City. Lumber, boxes, and crates.
- Mount Olive Manufacturing Company, Mount Olive. Vegetable packages.
- Neuse Veneer Box Company, New Bern. Veneer panels and box shooks.
- Patten Package Company, Calypso. Fruit and vegetable containers.
- Roberson-Strader Company, Greensboro. Box shooks.
- J. E. Shelton Box and Lumber Company, Winston-Salem. Tobacco boxes and building materials.
- Sibley Manufacturing Company, Albemarle. Cross-arms, boxes, and building material.
- Jeffreys-Myers Manufacturing Company, Oxford. Lumber and box shooks.
- Jennings Manufacturing Company, Thomasville. Pine box shooks and dressed lumber.
- C. M. Wall & Son, Lexington. Box shooks.
- G. W. Wall, Wallburg. Boxes and crating.
- Warlick Lumber Company, Gilkey. Lumber and box shooks.
- West Lumber and Box Company, Fayetteville. Lumber, building material, box shooks, crates.
- Wilts Veneer Company, Plymouth. Veneer, box shooks.

BOXES, PAPER.

- The Carolina Paper Box Company, Winston-Salem. Paper boxes.
- Keystone Paper Box Company, Burlington. Paper boxes.
- Reidsville Paper Box Company, High Point. Set-up paper boxes.
- Waldensian Paper Company, Valdese. Paper boxes.

BRASS. See Founders and Machinists.**BRICK.**

- Arey Brick and Lumber Company, Inc., Salisbury. Sash and doors, brick and lumber.
- Aulander Brick Company, Aulander. Common brick and lumber.
- Borden Brick and Tile Company, Goldsboro. Brick.
- Carolina Brick Company, Kinston. Building brick.
- Cerro Gordo Brick Company, Cerro Gordo. Common building brick.
- Cheek & Belvin, Durham. Brick.
- Cherokee Brick Company, Raleigh. Common brick.
- Clark Brick and Tile Company, Clark. Brick.
- Cunningham Brick Company, Greensboro. Brick.
- Dail Brick Works, Greenville. Common brick.
- Duckworth Brick Company, Morganton. Common brick.
- Faison Brick Company, Rocky Mount. Common brick.
- T. L. Fishel, Dabney. Brick and lumber.
- Fletcher Brick Works, Fletcher. Building brick.
- W. J. Gardner & Son, Bethel. Brick.
- Glenola Brick Company, High Point. Brick.
- The Goldston Brick Company, Gulf. Brick.
- Hedgecock & Hine, Winston-Salem. Common brick.
- D. S. Hilderbran, Brickton. Common red brick.
- J. M. Hopper Construction Company, Leaksville. Brick.
- W. L. House Brick Company, Scotland Neck. Common brick.
- Ideal Brick Company, Slocomb. Common brick.

BRICK—*Continued.*

G. W. Isenhour & Sons, Salisbury. Common brick.
 Kendrick Brick and Tile Company, Mount Holly. Common brick.
 T. L. Maness, Star. Common brick.
 H. McKenzie Brick Works, Fletcher. Common red brick.
 Mo-Ho Brick Company, Mount Holly. Brick.
 Moseley Brick and Shingle Company, Kinston. Brick.
 Moss Planing Mill, Washington. Brick and tile.
 Mount Airy Brick Works, Mt. Airy. Common brick.
 Nash Brick Company, Rocky Mount. Common brick.
 Pamlico Brick and Tile Company, Washington. Brick and tile.
 People's Brick Company, New Bern. Common brick.
 Piedmont Brick Company, Liberty. Common brick.
 Pine Hall Brick Company, Pine Hall. Face and common brick.
 Plymouth Brick Company, Plymouth. Common building brick.
 The E. A. Poe Brick Company, Fayetteville. Building brick.
 L. W. Poovy, Hickory. Common brick.
 Powell Brothers, Lenoir. Brick.
 Queen City Brick Company, Charlotte. Common brick.
 Raleigh Brick and Fuel Company, Raleigh. Brick.
 Reidsville Concrete Construction Company, Reidsville. Sewer and culvert pipe, brick, building blocks, etc.
 O. E. Rich Brick Plant, Asheboro. Brick.
 Selma Brick Company, Selma. Brick.
 Smith's Brick Plant, Denton. Brick.
 Statesville Brick Company, Statesville. Brick.
 Stevenson Brick Company, New Bern. Brick.
 S. V. Tomlinson's Brick Yard, North Wilkesboro. Common brick.
 Trolinger & Montgomery, Mebane. Brick.
 M. A. Walker & Company, Walnut Cove. Common brick.
 Yadkin Brick Yards, New London. Face brick.

BROOMS.

Brown Broom Company, Brown Summit. Brooms.
 Buffalo Broom Works, Pleasant Garden. Brooms.
 Elbert McCarter, Lansing. Brooms.
 Groome Broom Company, Greensboro, R. 3. Brooms.
 Liberty Broom Works, Liberty. Brooms.
 Ramseur Broom Works, Ramseur. Brooms.

BUGGIES. *See Vehicles.*

BUILDING MATERIAL, TIMBER, TIES, ETC.

Adams & Graham, Hamlet. Lumber, sash, doors.
 Alamance Lumber Company, Burlington. Mill work, etc.
 Alarka Lumber Company, Alarka. Lumber.
 Albemarle Cabinet Company, Albemarle. Mantels, library tables, and job work.
 Albemarle Mantel Company, Albemarle. Hardwood mantels.
 S. H. Allen's Sawmills, Polkton. Rough lumber.
 J. A. Allred Mill, Norman. Rough and dressed lumber.
 I. Ammons, Speedwell. Lumber.
 Andrews Manufacturing Company, Andrews. Lumber.
 S. R. Anthony, Grover. Lumber.
 N. G. Arey, Richfield. Dressed lumber.
 Arey Brick and Lumber Company, Inc., Salisbury. Sash and doors, brick and lumber.

BUILDING MATERIAL, TIMBER, TIES, ETC.—*Continued.*

- Ashcraft Gin and Mill Company, Marshville. Lumber and gin cotton.
W. R. Atkinson, Lumberton. Lumber.
Aulander Brick Company, Aulander. Common brick and lumber.
Frank Aumon, Seagrove. Lumber.
W. T. Avery, Duna. Lumber.
J. L. & T. H. Aycock, Elberon. Rough lumber.
Azalea Woodworking Company, Azalea. Dressed lumber.
E. E. Bain & Son, Greensboro. Building material.
D. A. Baker, Holly Springs. Lumber and laths, ginning cotton.
Baker Thompson Lumber Company, Raleigh. Sash, doors, and millwork.
J. S. & C. S. Ball, Stocksville. Rough lumber.
P. W. Barber, Clayton. Meal and lumber.
Barber-Paschal Lumber Company, Maxton. Lumber.
Bare's Corn Mill, Wagoner. Flour, meal, lumber.
Barger Brothers, Mooresville. Custom sawing.
John I. Barnes & Brothers, Clayton. Sash, doors, building material.
Barr & King, Bina. Rough lumber.
Bassett Lumber Company, Charlotte. Lumber.
John A. Beach, Zionville. Meal and custom sawing.
G. E. Beal, Red Oak. Lumber.
J. M. Beam & Brother, Vale. Lumber, sash, doors, mantels, mounding.
Beaman Lumber Company, Marion. Lumber remanufactured.
Richard P. Bear & Company, Asheville. Lumber.
Jasper Beasley Lumber Company, Wilson Mills. Rough lumber.
Beaufort County Lumber Company, Fairmont. Logging.
Beck & Everhart, Cleveland. Rough lumber.
W. L. Belk Sons, Waxhaw. Lumber.
Blue & Parnell, Wadeville. Rough lumber and crossties.
Bobbitt's Sawmill, Cumnock. Rough lumber, crossties.
J. H. Bone, Nashville. Lumber and ginning cotton.
Boone Planing Mill, Boone. Building material.
Bost-Cline Company, Boray. Rough lumber.
B. W. Bowser Sawmill, Little. Lumber.
G. A. Boyd, Aurora. Lumber.
G. V. & W. M. Boyd, Pinetown. Pine boards.
J. M. Bradshaw, Finley. Lumber.
B. L. Brady, Carthage. Lumber.
B. L. Bragg, Youngsville. Rough lumber.
Branning Manufacturing Company, Ahsokie. Lumber.
Brevard Lumber Company, Brevard. Sell building material.
W. C. Brewer, Bennett. Lumber.
R. G. Bridgman, Swan Quarter. Rough and dressed lumber.
J. W. Brinkley, Freeman. Lumber.
Brock's Saw and Grist Mill, Richlands. Lumber, corn meal, gin cotton.
B. I. Brogden, Neuse, R. 3. Lumber.
W. P. Broome & Son, Peachland. Lumber and box shooks.
Brower & Sons, Hemp. Rough lumber.
C. A. Brown & Son, Ivanhoe. Lumber.
George C. Brown & Company, Greensboro. Cedar lumber.
R. A. Brown, Lenoir. Rough lumber.
Bryan & Sikes Sawmill, Bladenboro. Lumber.
Bryson City Pump Works, Bryson City. Columns, liquor logs, tubing, and planing lumber.
Buffalo Lumber Company, West Jefferson. Lumber and ties.

BUILDING MATERIAL, TIMBER, TIES, ETC.—*Continued.*

- Builders Sash and Door Company, Rocky Mount. Sash, doors, blinds, etc.
 Builders' Supply Company, Marion. Building supplies.
 E. H. Bullard, Fayetteville. Lumber.
 J. P. Bumgarner, Morganton. Lumber.
 W. L. Burchett, Whiteville. Lumber.
 J. J. Burkhead, Handy. Rough lumber and crossties.
 J. S. Burleson, Hawk. Lumber.
 Butters Lumber Company, Boardman. Lumber.
 J. K. Bryan, Kenansville. Lumber.
 J. C. Byrd, Duke, R. 1. Lumber.
 N. L. Byrd, Mount Gilead. Rough lumber.
 L. S. Caldwell & Son, Maiden. Building material and lumber.
 Calhoun Brothers, Sylva. Rough lumber.
 H. C. Cameron, Olivia. Lumber.
 E. B. Camp, Willets. Hardwood lumber.
 J. B. Campbell, Bullock. Lumber.
 Campbell & Trivett, Beaver Creek. Lumber and ties.
 Carolina Construction Company, Inc., Hamlet. Building construction (all types).
 Carolina Cross-Arms Company, Elkin. Insulator pins, brackets, cross-arms, and finished lumber.
 Carolina Spruce Company, Pensacola. Lumber.
 Fred Carpenter, Ansonville. Lumber.
 Carr Lumber Company, Pisgah Forest. Lumber.
 N. W. Carriker, Unionville. Rough lumber, corn meal, and feed.
 Carswell & Smith, Morganton, R. 4. Lumber.
 G. E. Carter, Eleazer. Lumber.
 Carteret Lumber Company, Beaufort. Lumber.
 Champion Lumber Company, Spindale. Sash, doors, retail lumber yard.
 A. M. Chance, Abbotsburg. Lumber.
 Chancey Brothers, Hallsboro. Pine lumber.
 Cherokee Manufacturing Company, Murphy. Lumber.
 Chesson Manufacturing Company, Elizabeth City. Lumber and shingles.
 J. A. Chipman, State Road. Rough and dressed lumber.
 The Church Lumber Company, Ronda. Lumber.
 Citizens Manufacturing Company, Ruth. Building material.
 City Lumber Company, Gastonia. Shop work for houses.
 Clinton Manufacturing Company, Clinton. Lumber and crating.
 J. T. Cloman, Timberlake. Lumber.
 J. G. & G. C. Coble, Parkersburg, R. 2. Rough lumber.
 Cofield Manufacturing Company, Cofield. Staves and lumber.
 G. W. Coggins, Rockingham. Lumber.
 R. Cole, Hemp. Rough pine and oak lumber.
 I. A. Coleman, Littleton. Rough lumber.
 J. F. Coley's Sawmill, Stantonsburg. Lumber.
 C. V. Collins, Troutman. Lumber.
 J. A. Collins Sawmill, Troutman. Lumber.
 Colonial Pine Company, Inc., Louisburg. Lumber.
 T. A. Commander, Elizabeth City. Building material, boxes, and barrels.
 W. B. Connelly, North Side. Lumber.
 Cornett's Grist Mill, Sugar Grove. Lumber and ties.
 L. A. Corriher, Landis. Building material.
 Council Lumber Company, Wananish. Lumber.
 Cowan-Taylor Company, Powellsville. General sawmill and gin.

BUILDING MATERIAL, TIMBER, TIES, ETC.—*Continued.*

- J. M. Cox, Greenville. Rough lumber.
Cox & Cox, Rockingham. Pine lumber.
Craftsman Work Shop, Fayetteville. Cabinet and millwork.
W. J. Cranford, Norman. Rough lumber.
J. Willis Creech, Benson. Lumber and gin cotton.
Crooked Creek Lumber Company, Old Fort. Lumber, bark, and acid wood.
Cross & Company, Sunbury. Gin cotton, saw lumber.
Cummings Sawmill, Jonesville. Rough lumber and crossties.
Custom Sawmill, Henderson. Rough lumber.
Cuttrell, Mason & Company, Swan Quarter. Rough lumber.
Dan River Lumber and Milling Company, Walnut Cove. Retail lumber dealers.
Danner & Harris, Cana. Lumber and crossties.
James Davis, Strieby. Lumber.
J. B. Davis, Stovall. Lumber.
Joe Davis, Star. Rough lumber.
D. S. Dennis, Wadesboro, R. I. Rough lumber.
Dixon Lumber and Millwork Company, Weldon. Millwork and dressed lumber.
A. T. Dorsey Lumber Company, Marble. Lumber.
D. W. Downs, Hobgood. Rough and dressed lumber.
T. B. Dunlap, Ansonville. Roofers and building material.
Durham Lumber Company, Durham. Lumber and millwork.
George H. Duval, Pollocksville. Rough lumber, ginning cotton.
R. A. Edwards' Sawmill, Marshall. Lumber.
Gaston Eagles, Ether. Custom sawmill.
Elba Manufacturing Company, Charlotte. Cottonseed oil, meal, hulls, and lumber.
H. H. Elder, Siler City. Dressed lumber.
Elizabethtown Lumber Company, Clarkton. Lumber.
Elkin Veneer Manufacturing Company, Elkin. Veneers, lumber, and packages.
Elliott's Sawmill, Rich Square. General sawmilling.
Empire Manufacturing Company, Goldsboro. Lumber and veneer products.
C. L. Emory, Stovall. Lumber.
Enterprise-White Lumber Company, Goldsboro. Lumber.
W. B. Estes, Upton. Lumber.
Eubank Lumber Company, Newport. Lumber.
Eure Mill Company, Corapeake. Lumber, cotton ginner, fertilizer dealers.
Eureka Lumber Company, Washington. Lumber, tobacco hogshead material, tobacco sticks.
Evans' Mill, Richardson. Rough lumber.
C. M. Ezzell, Hayne. Lumber and shingles.
L. G. Faircloth, Steadman. Lumber and cotton ginning.
L. J. Faircloth & Sons, Autryville. Lumber.
A. D. Farlow, Bahama. Lumber.
M. Farlow's Mill, Seagrove. Rough lumber and crates.
Farmington Mills, Farmington. Flour, feed, rough and finished lumber.
Farthington & Perry, Sweet Water. Corn meal and lumber.
Fayetteville Lumber Company, Fayetteville. Lumber.
A. W. Feezer, Linwood. Rough lumber.
W. J. M. Finger, Charlotte. Sash, doors, and cabinets.
T. L. Fishel, Dabney. Brick and lumber.

BUILDING MATERIAL, TIMBER, TIES, ETC.—*Continued.*

- Fogle Brothers Company, Winston-Salem. Sash, doors, mill work in general and lumber.
- G. W. Ford & Son, Louisburg. Rough lumber.
- Foreman-Blades Lumber Company, Elizabeth City. Lumber.
- Fountain & Koonce, Tarboro. Cotton ginned, rough and dressed lumber.
- Foy Lumber and Manufacturing Company, Mount Airy. Children's cribs, cradles, pens, etc.
- J. D. Francis, Aulander. Rough lumber.
- Franklinton Lumber Safety Company, Franklinton. Building material.
- Alex Fuller, Louisburg. Lumber.
- T. F. Gains Brothers Lumber Company, Ore Hill. Lumber and shingles.
- Galloway & Edwards Mill, Chicod. Sawmill, gin, and grist.
- Gallaway Lumber Company, Waynesville. Hardwood lumber.
- F. A. Galyean Mills, Low Gap. Lumber, corn meal, and flour.
- G. C. Garris, Littlefield. Rough lumber.
- Garris-Evans Lumber Company, Greenville. Mill work, window frames, mantels.
- Garysburg Manufacturing Company, Burgaw. Lumber.
- M. A. Geddies' Mill, Lumberton. Ice, lumber, gin cotton.
- Gennett Lumber Company, Asheville. Lumber.
- M. O. Gilleland, Maiden. Lumber.
- W. H. Gilmore's Sawmill, Cumhock. Hard and soft wood.
- Gohagan Lumber Company, Belva. Lumber.
- Goldsboro Lumber Company, Dover. Lumber.
- Goldston Manufacturing Company, Goldston. Lumber.
- Goodman Lumber Company, Salisbury. Building material.
- The Graf-Davis-Collett Company, Salisbury. Sash, doors, mill work, etc.
- Granite Lumber Company, Granite Falls. Building material.
- Grantsboro Milling Company, Grantsboro. Lumber and shingles.
- C. Greene, Ahoskie. Lumber, general mill work.
- Green Hill Flour and Grist Mill, Mount Airy. Meal, flour, and lumber.
- B. J. Gregson, Liberty. Rough lumber.
- A. T. Griffin Manufacturing Company, Goldsboro. Lumber.
- H. J. Griggs' Gin, Chesterfield, S. C., R. F. D. Cotton ginned, corn meal, and lumber.
- Hadley & Rogerson Mill, Williamston. N. C. pine.
- Halifax Builders' Supply Company, Roanoke Rapids. Building material.
- Charles T. Hamby, Warrensville. Lumber.
- Hamill & Shaw Sawmill, Stancil. Pine lumber.
- Hamlet Manufacturing Company, Hamlet. Sash, doors, shop work.
- Hammer Lumber Company, Clarkton. Lumber.
- C. L. Handy & Company, Maury. Lumber and gin cotton.
- W. W. Hardy, Enfield. Rough lumber and gin cotton.
- Z. V. Harrell, Mount Olive. Lumber.
- Harrell Brothers, Dehart. Rough lumber.
- Harrington & Harrington, Broadway. Lumber.
- Harrisburg Imp. Company, Harrisburg. Ginning cotton, lumber.
- B. A. Harry, Grover. Mill supplies, kitchen tables, general shop repairs.
- George H. Hauser Company, Timberlake. Lumber.
- Havens Oil Company, Washington. Bale cotton, linters, oil, meal, and hulls, dressed lumber.
- J. M. Heaton, Heaton. Lumber.
- Heins Brothers Lumber Company, Kinston. Lumber.

BUILDING MATERIAL, TIMBER, TIES, ETC.—*Continued.*

- Hendersonville Lumber Company, Hendersonville. Shop work.
 T. A. Henry's Shop, Gastonia. Sash, doors, windows, mill work.
 Troy I. Herring Company, Roseboro. Lumber.
 Job Hiatt, Pilot Mountain. Lumber.
 Hickory Manufacturing Company, Hickory. Sash, doors, and building material.
 Hickory Novelty Company, Hickory. Millwork and dressed lumber.
 L. E. Hicks, Wise. Lumber.
 Highland Lumber Company, Fayetteville. Lumber and building material.
 George Hilliard, Coolemeec. Lumber.
 E. B. Hinman Manufacturing Company, Warsaw. Lumber, staves, barrels.
 M. Hofes Saw and Planing Mill, Sunbury. Lumber and meal.
 D. A. Holleman, Lovelace. Lumber.
 C. H. Holloway, Lenoir. Rough Lumber.
 Home Builders' Manufacturing Company, Henderson. Dressed lumber and building supplies.
 Home Building and Material Company, Asheboro. Millwork and dressed lumber.
 Home Builders' Supply Company, Burlington. Sash, doors, frames, special mill work.
 Home Lumber Company, Liberty. Lumber and ties.
 J. R. House, Newton Grove. Lumber.
 A. S. Howard, Jonesboro. Lumber.
 Howard Brothers, Littleton. Lumber.
 U. L. Hudson, Connelly Springs. Lumber.
 W. J. Huff, Roxboro. Lumber.
 H. C. Hunter's Sawmill, Harmony. Rough lumber.
 Huntley's Sawmill, Fletcher. Lumber.
 Hutton & Bourbonnais, Hickory. Dressed lumber and box shooks.
 Hyatt & Company, Waynesville. Doors, sash, building material.
 Hyde County Land and Lumber Company, Swan Quarter. Lumber.
 The Interstate Cooperage Company, Belhaven. Light barrel cooperage, box shooks, and lumber.
 J. H. Isaacs, Park Mountain. Meal, feed, and lumber.
 W. A. Jackson, Cooper. Lumber, meal, and feed.
 Jacksonville Lumber Company, Jacksonville. North Carolina pine, rough and dressed.
 Jarrett Lumber Company, Dillsboro. Lumber.
 J. J. Jasmine, Connelly Springs. Rough lumber, laths.
 J. R. Jeanette, Goldsboro. Lumber.
 Jeffreys-Myers Manufacturing Company, Oxford. Lumber and box shooks.
 Jennings Manufacturing Company, Thomasville. Pine box shooks and dressed lumber.
 A. A. Johnson, Ore Hill. Lumber.
 George W. Johnson, Bailey. Building lumber.
 J. D. Johnston, Garland. Lumber.
 M. T. A. Jones, Toliver. Lumber, crates, shingles, etc.
 William W. Jones, Asheville. Sash, blinds, doors, mill work.
 Jonesboro Sash and Blind Company, Jonesboro. Mill work, sash, doors, and inside trim.
 C. W. Jordan, Jordan. Lumber.
 C. B. Kearney, Louisburg. Lumber.
 Frank A. Keefe, Ashford. Rough lumber.

BUILDING MATERIAL, TIMBER, TIES, ETC.—*Continued.*

- G. W. Keener, Maiden. Dressed lumber.
 W. R. Kilpatrick, Penrose. Rough lumber.
 Kincaid & Clay, Lenoir. Lumber.
 S. D. Kings, Littleton. Lumber.
 Kinston Iron and Mantel Works, Kinston. Building material, foundry and machine shop, mill work.
 Kitchen Lumber Company, Fontana. Lumber.
 W. W. Koch, Wilmington. Shingles.
 Kramer Brothers Company, Elizabeth City. Lumber and mill work.
 F. R. Lakey, Cana, R. 2. Rough lumber.
 Lamm's Mill, Middlesex. Corn meal, lumber.
 Lance & Morgan, Spring Hope. Rough lumber.
 W. D. Lane Sawmill, Summerfield. Rough lumber and crossties.
 Lapp's Sawmill, Thomasville. Rough lumber.
 John H. Lassiter, Woodland. Building material.
 Eric Lee, Arapahoe. Cotton gin and lumber.
 Lee & A. W. Yount's Sawmill, Fullers. Rough lumber.
 Leggett Lumber Company, Tarboro. Lumber, cotton ginned.
 D. M. Lewis, Candor.
 Lewis-Rucker Lumber Company, Charlotte. Mill work and retail lumber yard.
 M. B. Lindsay Lumber Company, Burlington. Window and door frames, screens, mouldings, etc.
 Loflin & Taylor, Handy. Crossties and lumber.
 J. F. Logan, Lincolnton. Lumber and shingles.
 Long Brothers, Ash. Lumber.
 A. J. Lynch, Apex. Sawing and dressing.
 The McCabe-Dodd Company, Oriental. Lumber and ginned cotton.
 W. D. McCraney's Sawmill, Vass. Rough lumber.
 W. J. McCrary's Sawmill, Penroe. Rough lumber.
 M. D. McCrummer, West End. Shingles.
 I. MacEnglish, Caroteen. Lumber.
 W. A. McGee, Andrews. Finished and rough lumber.
 McLemore & Autry, Roseboro. Rough lumber.
 Major and Loomis Company, Hertford. Lumber.
 O. W. Mann Lumber Company, Gibsonville. General mill work.
 A. Martin, Catawba. Rough lumber.
 J. J. Mason's Lumber Plant, Dillsboro. Dressed lumber.
 O. L. Matthews, Turkey. Lumber.
 W. A. Matthews & Son, Siloam. Timber products.
 Mayo Saw and Planing Mill, Woodsdale. Lumber.
 Maysville Gine Company, Maysville. Lumber, ginning.
 Mebane Lumber Company, Mebane. General mill work.
 Merris Brothers, Hamptonville. Rough lumber.
 The Middlesex Supply Company, Middlesex. Lumber and ginning cotton.
 Midway Lumber Company, Burlington. Lumber.
 J. F. Miller, Elkin. Rough and dressed lumber.
 J. F. C. Miller, Mount Pleasant. Rough and finished lumber.
 A. P. Mintor's Sawmill, Buck. Lumber.
 J. H. Mitchell, Delco. Lumber.
 Moltz Lumber Company, Lake Toxaway. Lumber.
 Moncure Mill Company, Moncure. Lumber, ginning cotton, and flour.
 Montgomery Lumber Company, Spring Hope. Rough lumber, N. C. pine.
 S. B. Moore, Stokesdale. Lumber.

BUILDING MATERIAL, TIMBER, TIES, ETC.—*Continued.*

- Moore & McLaughlin, Cleveland. Rough lumber.
- Morehead City Manufacturing Company, Morehead City. Lumber, boxes, and crates.
- E. W. Moretz, Hopkins. Lumber and ties.
- U. S. Morris & Brother, Woodville. Rough lumber, ginning cotton.
- W. S. Morris & Brother, Woodville. Lumber.
- H. M. Morrisette, Franklinton, R. F. D. Rough lumber.
- Mullis' Sand Mill, Peachland. Rough lumber.
- Munger & Bennett, Inc. Lumber.
- J. A. Murphy, Low Gap. Lumber and corn meal.
- D. A. Myers' Sawmill, Statesville. Lumber.
- G. C. Myers, Paint Rock. Lumber and crossties.
- Myers Lumber and Manufacturing Company, Monroe. Building material in lumber.
- A. A. Nance, Peachland. Pine lumber.
- National Lumber Company, Concord. Woodworking.
- F. H. Neal Lumber Company, Jefferson. Lumber.
- Neuse Lumber Company, New Bern. Rough and dressed lumber and general mill work.
- Newport Manufacturing Company, Casma. Forest products, retail lumber, and mill work.
- North State Creosoting Company, North Charlotte. Creosoted material.
- N. C. Tale and Mining Company, Hewitts. Crushed stone and talc and lumber.
- Norwood Lumber Company, Forney. Lumber.
- Norwood Lumber Company, Norwood. Cross-arms, rough and dressed lumber.
- B. S. Nowell, Troy. Yellow pine lumber.
- John H. Oden, Pinetown. Lumber and gin cotton.
- Oettinger Lumber Company, Greensboro. Mill work.
- Orinoco Supply Company, Winston-Salem. Sash, doors, blinds.
- L. K. Overcash Sash and Door Factory, Statesville. Sash, doors, and mill work.
- Thomas E. Owen Lumber Company, Roseboro. Dressed lumber and crates.
- P. P. Pace, Wakefield. Lumber.
- Pace & Strickland, Spring Hope. Rough dried lumber.
- G. W. & O. L. Palmer, Wilkesboro. Lumber.
- Paradise Lumber Company, Broadway. Lumber.
- W. T. Parker, Weldon. Lumber.
- E. S. Parsons Lumber Company, Clarkton. Lumber.
- Paschall's Sawmill, Seven Springs. Rough lumber.
- Patterson School Shop, Legerwood. Lumber.
- Pennsylvania Lumber Company, Greensboro. Lumber.
- Perry Mill Company, Wingate. Lumber and cotton ginning.
- Phelps Lumber Company, Oriental. Lumber.
- Phoenix Lumber Company, Jefferson. Hardwood lumber.
- H. A. Pierce, Trinity. Rough lumber.
- J. M. Pierce Manufacturing Company, Warsaw. Sash, doors, blinds, etc.
- Pierce & Company, Hallsboro. N. C. pine lumber.
- Pinehurst Lumber Yards, Pinehurst. Lumber.
- Pine Lumber Company, New Bern. Lumber and laths.
- Pinetops Sash and Blind Company. Lumber.
- J. R. Pitts, Greensboro. Sash, doors, flooring, ceiling.
- Pleasant Oak Mill Company, Windsor. Lumber.

BUILDING MATERIAL, TIMBER, TIES, ETC.—*Continued.*

- G. R. Poe, Mount Gilead. Rough lumber.
 Poole & Cooper Lumber Company, Carthage. Pine and oak lumber.
 H. M. Powell, Fair Bluff. Shingles.
 Pritchard's Sawmill, Old Fort, R. 1. Rough lumber.
 M. H. Privett, Spring Hope. Rough and dressed lumber.
 R. L. Puckett, Banner Elk. Lumber.
 Fred Puitt, Jonas Ridge. Lumber.
 W. T. Reaves, Fayetteville. Rough lumber.
 F. H. Reel & Company, Reelsboro. Lumber and gin cotton.
 W. H. Reid, Pilot Mountain. Rough lumber.
 Reighard Lumber Company, Swannanoa. Planing mill products.
 Mrs. N. J. Rhodes, Jacksonville. Gin cotton, rough lumber.
 Richard Russell, Blaine. Lumber.
 C. M. Richardson, Calahaln. Lumber.
 Richardson Manufacturing Company, Sparta. Lumber, handles, spokes, truck and wagon bodies.
 L. A. Riggs, Maysville. Lumber.
 L. A. & D. T. Riggs, Maysville. Lumber, ginning cotton, corn meal.
 R. D. Roberts, Big Laurel. Lumber.
 Roberts & Ramsey, Revere. Lumber.
 G. E. Robinett, Lovelace. Lumber.
 Rose's Mill, Bentonville. Rough lumber.
 Roseboro Milling Company, Roseboro. Sash, doors, and mill work.
 T. S. Ross, Wingate. Lumber.
 Rougemont Planing Mill, Rougemont. Lumber.
 Rountree & Company, Ahoskie. Lumber and ginning cotton.
 Rowland Lumber Company, New Bern. Lumber and laths.
 Ruby Lumber Company, Inc., Wadesboro. Lumber and timber.
 Ruffin Roller Mills, Ruffin. Flour, meal, and lumber.
 I. F. Russell, Troy. Lumber.
 B. J. Sanderlin, Council. Rough lumber.
 Sanford Sash and Blind Company, Sanford. Mill work and lumber.
 Saunders & Company, Washington. Lumber.
 A. L. Saylor, East Bend. Rough lumber.
 Searey & Parker, Uree. Rough lumber.
 Schlichter Lumber Company, Littleton. Dressed lumber.
 Scotland Neck Planing Mills, Scotland Neck. Lumber.
 E. E. Scruggs, Albemarle. Dressed lumber.
 Eli Sebastian, North Wilkesboro. Rough lumber.
 Selma Lumber Company, Selma. Dressed and rough lumber.
 Setzer Lumber Company, Newton. Building material.
 The Sexton Lumber Company, Fayetteville. Lumber.
 J. E. Shelton Box and Lumber Company, Winston-Salem. Tobacco boxes and building material.
 P. P. Shoe Sawmill, Julian. Rough lumber, finished flooring and ceiling.
 Fred Shoemake, Warrensville. Lumber and meal.
 Sibley Manufacturing Company, Albemarle. Cross-arms, boxes, and building material.
 J. H. Sides, Rockwell. Lumber.
 A. B. Simmons' Sawmill, Francisco. Rough lumber.
 W. F. Sizemore, Bear Creek. Rough lumber.
 J. E. Slater, New Bern. Lumber.
 Sloan & Seagrove, Hamptonville. Flour, meal, and lumber.
 W. A. Smathers Sawmill, Balsam. Lumber.

BUILDING MATERIAL, TIMBER, TIES, ETC.—*Continued.*

- R. L. Smith's Sawmill, Elmwood. Lumber.
W. R. Smith, Merry Hill. Lumber.
Smith's Lumber Company, Chicod. Rough lumber.
Smith-Phillips Lumber Company, Winston-Salem. Building material.
Smith's Sawmill, Mount Gilead. Pine lumber.
The Snow Lumber Company, High Point. Sash, doors, and mill work.
John A. Sofley, Advance. Rough and dressed lumber.
L. Southerland, Wallace. Dressed lumber.
Southern Planing Company, Council. Dressed lumber.
Spencer Lumber Company, Gastonia. General mill work.
Spicer Lumber Mill, Traphill. Rough lumber.
Spingler & Howell, Ansonville. Lumber.
O. R. Spivey Sawmill, Eure. Boards.
E. P. Spoon, Bear Creek. Lumber.
Spoon & Stafford, Burlington, R. 7. Handles, picker-sticks, lumber.
Robert Stamey & Son, Micaville. Lumber.
Standard Realty and Security Company, Burlington, R. 7. Building material.
W. I. Stanford, Stoneville. Rough lumber.
Stantonsburg Lumber Company, Stantonsburg. Rough and dressed lumber.
Star Manufacturing Company. Lumber, building material.
Stedman's Lumber Mill, Cummock. Lumber.
T. E. Steed, Sanford. Lumber.
Stevens & Company, Castle Hayne. Lumber.
T. W. Still, Albemarle. Rough lumber, railroad ties.
Story Brothers, Eure. Lumber and meal.
Strickland & Chason, White Oak. Juniper shingles.
Stroud, Bailey & Barnhill, Everette. Lumber and gin cotton.
Styers Sash and Door Shop, Cherryville. Doors, sash, and all building material.
Suncrest Lumber Company, Sunburst. Lumber and by-products.
Jerry L. Swain, Jerry. Lumber.
Tar River Lumber Company, Rocky Mount. Building material.
C. C. Tart's Sawmill, Rose Hill. Lumber.
H. H. Taylor, Harrellsville. Rough lumber.
W. D. Tillman, Goldston. Lumber.
O. L. Thompson, Burgaw. Rough lumber.
Z. J. Thompson, Shelby. Lumber and mill work.
Thompson Company, Shelby. Doors, sash, and general mill work.
N. S. Tolar, Lumber Bridge. Lumber.
Triplett's Mill, Kerr. Rough lumber.
Troy Cross-Arm Company, Troy. Lumber and cross-arms.
Trumbo & Rozzell, Durham. Lumber.
H. C. Tysinger, Denton. Rough lumber.
Tysinger & Russell, Denton. Lumber.
Vannoy & Payne, Fleetwood. Lumber.
J. A. Vinson's Estate, Clayton. Lumber.
Virginia Lumber and Box Company, Goldsboro. Lumber.
G. E. Voncannon, Ansonville. Lumber.
O. A. Waddell, Manchester. Lumber.
J. F. Walker, Cycle. Lumber.
J. W. Walker, Dehart. Rough lumber, corn meal.
John Walker Lumber Company, Morven. Lumber.
The R. W. Walker Lumber Company, Salisbury. Hardwood lumber.

BUILDING MATERIAL, TIMBER, TIES, ETC.—*Continued.*

- Walker Lumber Company, Fayetteville. Lumber and laths.
 Waller Lumber Company, Stedman. Lumber.
 G. B. Walters' Sawmill, Marshville. Pine lumber.
 J. H. Ward Lumber Company, Rocky Mount. Lumber.
 Warlick Lumber Company, Gilkey. Lumber and box shooks.
 J. M. Warren, Taylorsville. Oak and pine lumber.
 Leon Warren, Newton Grove. Rough lumber.
 J. C. Waters, Candler. Lumber.
 M. G. Waters, Washington. Lumber and laths.
 J. H. Wearn & Company, Charlotte. Sash, doors, general mill work.
 Orin & C. E. Weeks, Swansboro. Lumber and laths.
 Weeksville Ginning Company, Weeksville. Ginning cotton, sawing lumber.
 C. B. Welch, Eldreth. Lumber.
 West Lumber and Box Company, Fayetteville. Lumber, building material, box shooks, crates.
 Western Carolina Lumber Company, Burnsville. Lumber.
 L. R. Whichard, Whichard. Corn meal, lumber, and cotton ginning.
 White Lake Lumber Company, Garland. Lumber.
 J. L. Whittington, Reddies River. Lumber.
 A. A. Wicker, Moncure. Rough lumber.
 A. O. Widenhouse, Midland. Building.
 Wilker's Mill, Warren Plains. Rough lumber, ginning cotton, custom mill work.
 Wilkesboro Manufacturing Company, North Wilkesboro. Building material.
 Williams-Brownell Planing Mill, Asheville. Lumber and lumber products, custom mill work.
 Mrs. J. T. Williams, Cooper. Rough lumber and ginning cotton.
 Williams' Gin and Sawmill, Angier. Lumber and gin cotton.
 Williams Lumber Company, Rocky Mount. Lumber.
 Williamson & Nance, Cerro Gordo. Dressing lumber.
 C. M. & W. G. Wilson, Wilson Mills. Lumber.
 Wilson Brothers, Cove City. Lumber.
 Wilson Sawmill, Dover. Lumber.
 Wilson H. Lucas, Duke, R. 1. Lumber.
 Hosea Winebarger, Sands. Lumber, flour, meal.
 E. E. Wollett & Son, Littleton. Lumber.
 A. C. Wood, Advance. Rough lumber.
 Alf. Woodard Lumber Company, Atkinson. Lumber.
 Woodard Lumber Company, Asheville. Rough lumber.
 James B. Woodie, Laurel Springs. Lumber and ties.
 Woodside Lumber Company, Belhaven. Rough lumber.
 C. C. Woody, Estatoe. Lumber.
 W. M. Wright's Sawmill, Stanley. Rough lumber.
 Wyatt & Miller, North Wilkesboro. Meal, feed, and rough lumber.
 L. O. Wynn's Sawmill and Planing Mill, Colerain. Lumber.
 Yadkinville Buggy Company, Yadkinville. Rough and finished lumber.
 R. K. Young, Kittrell. Lumber, gin cotton.

CANE MOLASSES.

- J. T. White, Tyner. Cane molasses.

CANNERIES.

- Bridal Veil Canning Company, Ronda. Canning fruits and vegetables.
 Lee Davis & Sons, Greensboro. Canned tomatoes.
 Ocean Sea Food and Canning Company, Southport. Canning shrimp.

CANNERIES—*Continued.*

- Piedmont Canning Company, Charlotte. Fruits and vegetables canned.
 Southgate Packing Company, Beaufort. Canning oysters, beans, tomatoes,
 etc.
 Standard Canning Company, Hickory. Canned goods.
 S. V. Tomlinson's Cannery, North Wilkesboro. Can fruits and vegetables.
 Woodland & Company, Morehead City. Canned vegetables and sea foods.

CAR REPAIR SHOPS.

- Southern Railway Shops, Spencer. Repairs to engines and cars.

CARRIAGES. *See Vehicles.*

CEREALS.

- Biltmore Wheat Hearts Company, Asheville. Cereal preparations.

CHAIRS. *See, also, Furniture Factories, pages*

- Cecil Manufacturing Company, High Point. Chairs, tobacco baskets, and
 hogshead material.
 Maiden Chair Company, Maiden. Chairs.

CHAIR STOCK.

- Carolina Warehouse, Inc., Pleasant Garden. Broom handles, chair stock,
 shade roller, flour, meal.
 Coleridge Manufacturing Company, Coleridge. Bent chair stock.
 Eller Manufacturing Company, Eller. Chair stock.
 Williams, Brower & Company, Siler City. Bent chair stock.

CHEESE.

- Cove Creek Coöperative Cheese Factory, Sugar Cove. Cheese.
 Deep Gap Coöperative Cheese Company, Hopkins. Whole milk cheese.
 Grassy Creek Cheese Company, Grassy Creek. Cheese.
 Piney Creek Cheese Company, Piney Creek. Cheese.
 Twin Oaks Cheese Company, Sparta. American cheese.

CHEMICALS.

- Champion Chemical Company. Mi-Cleanser scrubbing powder.
 Hawley's Laboratories, Charlotte. Sizing compound.

CHICKEN COOPS.

CLOSET SEATS.

- Alderman Manufacturing Company, Rural Hall. Closet seats and children's
 vehicles.

CLOTHING.

- Blue Bell Overall Company, Greensboro. Overalls.
 Charlotte Clothing Manufacturing Company, Charlotte. Men's and chil-
 dren's clothing.
 Charlotte Duck Clothing Company, Charlotte. Clothing specialties.
 Dillon-Vitt Underwear Company, High Point. Athletic underwear.
 Gem-Dandy Garter Company, Madison. Garters, suspenders, belts, arm
 bands.
 Hickory Overall Company, Hickory. Overalls and work shirts.
 High Point Underwear Company, High Point. Men's underwear.
 Liberty Shirt Mills, Granite Falls. Shirts.
 Liberty Shirt Mill, Mocksville. Shirts.
 Moffitt Underwear Company, High Point. Athletic pajama checks.
 Nassef Manufacturing Company, Willkamston. Pants and overalls.

CLOTHING—Continued.

- Scott-Mebane Manufacturing Company, Graham. Overalls.
 Sicloff Manufacturing Company, Lexington. Overalls.
 Southern Manufacturing Company, Goldsboro. Men's shirts and ladies skirts.
 Troutman Shirt Mills, Troutman. Shirts and overalls.
 Troy Garment Manufacturing Company, Troy. Pajamas, nightshirts, gowns, etc.

COAL MINED.

- Carolina Coal Company, Sanford. Mining coal.
 Erskine-Ramsay Coal Company, Cumnock. Mining coal.

COFFINS AND CASKETS.

- Asheboro Coffin and Casket Company, Asheboro. Caskets.
 Atlantic Coffin and Casket Company, Rose Hill. Caskets.
 Burlington Coffin Company, Burlington. Caskets.
 Carolina Casket Company, High Point. Caskets.
 Charlotte Casket Company, Charlotte. Caskets, coffins, robes, suits, dresses, linings, boxes.
 National Casket Company, Asheville. Caskets.
 Rockwell Furniture Company, Rockwell. Caskets, robes, dresses.

COLUMNS. See Building Material.**COMMON CARRIERS.**

- Carolina and Yadkin River Railway Company, High Point. Common carriers.

CONCRETE AND CEMENT PRODUCTS.

- L. V. Arrowood, Shelby. Cement blocks and road tile.
 Carolina Concrete Products and Construction Company, Charlotte. Concrete pipe.
 Cement Products Company, Wilmington. Concrete products, such as culverts, building tile, etc.
 Concrete Products Company, Winston-Salem. Concrete blocks.
 Gray Concrete Company, Thomasville. Concrete products.
 Hackney Cement Works, New Bern. Urns and trimmings.
 Hatty's Concrete Works, Albemarle. Concrete products.
 Oriental Concrete Works, Oriental. Farm drain tile, culvert pipe, etc.
 Reidsville Concrete Construction Company, Reidsville. Sewer and culvert pipe, brick, building blocks, etc.
 J. H. & R. E. Reynolds Cement Works, Winston-Salem. Hollow cement blocks.
 Standard Cement Construction Company, Wilmington. Cement products.

CONFECTIONS.

- Ballance & Company, Greensboro. Candy.
 Candy Kitchen, Asheville. Ice-cream, candy.
 Club Cafe and Candy Kitchen, Asheville. Candy.
 Cobb-Mack Candy Company, Salisbury. Candy.
 Crystal Candy Company, Winston-Salem. Candy.
 Grasty Candy Company, LaGrange. Candy.
 LaBelle Candy Company, Charlotte. Candy and ice-cream.
 E. L. Mathews, Wilmington. Candy confections.
 Olympia Candy Company, Salisbury. Ice-cream, candy.
 Piedmont Candy Kitchen, Charlotte. Candy.
 A. D. Royster & Brother, Inc., Raleigh. Candy.

CONFECTIONS—*Continued.*

- Townsend Candy Company, Fayetteville. Candy.
W. H. Weatherly & Company, Elizabeth City. Candy.
W. C. York Candy Company, Asheboro. Candy.

COOPERS AND COOPERS' MATERIAL, CRATES.

- Carolina Cross-Arms Company, Elkin. Insulator pins, brackets, cross-arms, and finished lumber.
Carolina Manufacturing Company, Magnolia. Berry crates.
Carolina Warehouse, Inc., Pleasant Garden. Broom handles, chair stock, shade roller, flour, meal.
Cecil Manufacturing Company, High Point. Chairs, tobacco baskets, and hogshead material.
Clinton Manufacturing Company, Clinton. Lumber and crating.
Columbia Panel Manufacturing Company, Thomasville. Panels and tops.
T. A. Commander, Elizabeth City. Building material, boxes, and barrels.
L. M. Dew, Rose Hill. Crates.
Dimension Stock Company, Liberty. Dimension stock and broom handles.
Elkin Veneer Manufacturing Company, Elkin. Veneers, lumber and packages.
Eureka Lumber Company, Washington. Lumber, tobacco hogshead material, tobacco sticks.
M. Farlow's Mill, Seagrove. Rough lumber and crates.
Foreman-Derrickson Veneer Company, Elizabeth City. Fruit and truck packages and veneers.
Foy Lumber and Manufacturing Company, Mount Airy. Children's cribs, cradles, pens, etc.
Gatling Manufacturing Company, Windsor. Barrel staves.
E. W. Godwin & Sons, Wilmington. Basket bottoms, shooks, crating, etc.
Hardy & Newsom, LaGrange. Little Giant bean harvesters and tobacco trucks.
Haywood Novelty Works, Fayetteville. Novelties.
Hickory Handle and Manufacturing Company, Conover. Wooden loom parts, school desks, kitchen furniture.
E. B. Hinman Manufacturing Company, Warsaw. Lumber, staves, barrels.
The Interstate Cooperage Company, Belhaven. Light barrel cooperage, box shooks, and lumber.
M. T. A. Jones, Toliver. Lumber, crates, shingles, etc.
Liberty Manufacturing Company, Liberty. Picker sticks and wooden novelties.
The Mengel Company, Winston-Salem. Boxes, miscellaneous wood products, auto wood parts.
Moravian Power Company, Moravian Falls. Electricity and handles.
Morehead City Manufacturing Company, Morehead City. Lumber, boxes, and crates.
The National Handle Company, Plymouth. Handles.
D. D. Overton, Greenville. Hogshead material and hogsheads.
Richardson Manufacturing Company, Sparta. Lumber, handles, spokes, truck and wagon bodies.
Sampson Power Company, Clinton. Crating material.
J. E. Shelton Box and Lumber Company, Winston-Salem. Tobacco boxes and building materials.
Sanders Handle Plant, Four Oaks. Rug poles and straight rod work.
Spoon & Stafford, Burlington, R. 7. Handles, picker-sticks, lumber.
Stahl Toy and Novelty Company, New Bern. Toys, crates, ice-boxes, general woodwork.

COOPERS AND COOPERS' MATERIAL, CRATES—*Continued.*

Star Lumber Company, Southmont. Crate shooks.

Truckers Manufacturing Company, Mount Olive. Crates, barrels, baskets, gin cotton.

G. W. Wall, Wallburg. Boxes and crating.

C. S. Walters, Pilot Mountain. Handles.

West Lumber and Box Company, Fayetteville. Lumber, building material, box shooks, crates.

Winton Cooperage Company, Winton. Staves.

Yadkin Valley Motor Company, Ronda. Crating shooks.

CORDAGE. *See Cordage Mills, pages*CORNICES AND SKYLIGHTS. *See Tinnners.*

COTTON BATS AND MATTRESS FELTS.

Barnhardt Manufacturing Company, Charlotte. Cotton bats and felts.

G. L. & Juper Miller, Charlotte. Cotton mill waste for bedding.

COTTON GOODS, BLEACHED AND FINISHED.

Kerr Bleaching and Finishing Work, Concord. Finishing cotton piece goods.

Proximity Print Works, Greensboro. Indigo discharged fabrics, khakis, printed ticking.

COTTON MILL SUPPLIES.

Brevard Manufacturing Company, Brevard. Shuttle blocks.

Burlington Roller Cover Company, Burlington. Covering cotton mill rolls.

Charlotte Manufacturing Company, Charlotte. Card clothing and reeds.

Cherryville Roller Shop, Cherry. Covering rolls for cotton mills.

Hickory Handle and Manufacturing Company, Conover. Wooden loom parts, school desks, kitchen furniture.

Jordan Manufacturing Company, Toecane. Bobbins, etc., for cotton mills.

Charles D. Roberts Company, Greensboro. Shuttle blocks.

Southern Spindle and Flyer Company, Charlotte. Parts, cotton mill machinery.

J. Zagora Manufacturing Company, Charlotte. Automobile, cotton mill parts, jobbing.

COTTON COMPRESS.

Charlotte Cotton Compress Company, Charlotte. Compressing cotton.

COTTONSEED PRODUCTS.

Barnes Oil Mills, Dunn. Cottonseed oil, meal, hulls, linters, and fertilizers.

Battleboro Oil Company, Battleboro. Cotton ginned, and cottonseed products.

Bridges Corporation, Bladenboro. Cottonseed oil, meal, hulls, and linters.

Chatham Oil and Fertilizer Company, Pittsboro. Cottonseed products, fertilizer.

Consumers Cotton Oil Company, Tarboro. Cottonseed oil, meal, linters, hulls.

Eastern Cotton Oil Company, Edenton. Cottonseed meal, hulls, oil, linters, and fertilizers.

Elba Manufacturing Company, Charlotte. Cottonseed oil, meal, hulls, and lumber.

Eure Mill Company, Corapeake. Lumber, cotton ginned, fertilizer dealers.

Farmers Warehouse and Oil Mills, Inc., Mooresville. Cottonseed oil, meal, and hulls.

Farmville Oil and Fertilizer Company, Farmville. Cottonseed products and fertilizers.

COTTONSEED PRODUCTS—*Continued.*

- Fremont Oil Mill Company, Fremont. Cottonseed products and fertilizer mixers.
- Havens Oil Company, Washington. Bale cotton, linters, oil, meal, and hulls, dressed lumber.
- Hoke Oil and Fertilizer Company, Raeford. Cottonseed products.
- Kings Mountain Cotton Oil Company, Kings Mountain. Cottonseed products.
- Lee County Cotton Oil Company, Sanford. Cottonseed products, fertilizers.
- Lenoir Oil and Ice Company, Kinston. Cottonseed products and ice.
- Mooreboro Cotton Oil Company, Mooreboro. Cottonseed meal, hulls, linters, oil.
- Mooreville Oil Mill, Mooreville. Cottonseed products.
- Mount Gilead Cotton Oil Company, Mount Gilead. Cottonseed products.
- New Bern Oil and Fertilizer Company, New Bern. Cottonseed products and fertilizer.
- Newton Oil and Fertilizer Company, Newton. Cottonseed oil, meal, hulls, linters, ginning cotton.
- Pine Level Oil Mill Company, Pine Level. Cottonseed products and fertilizer dry mixing.
- Planters Cotton Oil and Fertilizer Company, Tarboro. Cottonseed products, fertilizers, and ginning cotton.
- Robeson Manufacturing Company, Lumberton. Cottonseed products and fertilizers.
- Rowland Oil Company, Rowland. Cottonseed products and fertilizers.
- Statesville Cotton Oil Company, Statesville. Cottonseed products.
- Southern Cotton Oil Company, Charlotte. Cottonseed products and fertilizers.
- Southern Cotton Oil Company, Concord. Cottonseed products and fertilizer.
- Southern Cotton Oil Company, Davidson. Cottonseed products and fertilizer.
- Southern Cotton Oil Company, Gastonia. Cottonseed products.
- Southern Cotton Oil Company, Gibson. Cottonseed products.
- Southern Cotton Oil Company, Monroe. Cottonseed products and fertilizer.
- Southern Cotton Oil Company, Rocky Mount. Cottonseed products and fertilizer.
- Southern Cotton Oil Company, Wadesboro. Cottonseed products and fertilizer.
- Stanly Cotton Oil Company, Norwood. Cottonseed products.

COTTON WASTE.

- South Atlantic Waste Company, Charlotte. Cotton waste dealers.

CRATES. *See Coopers.*

CREAMERIES.

- Davidson County Creamery Company, Lexington. Butter.
- Mooreboro Creamery Company, Mooreboro. Butter.
- Mooreville Coöperative Creamery, Mooreville. Butter.
- Pine State Creamery Company, Raleigh. Dairy products.
- Shelby Creamery Company, Shelby. Butter.

CROSSTIES. *See Building Material.*

CRUSHED STONE.

- Blue Ridge Lime Company, Asheville. Burnt lime, agricultural ground limestone, crushed stone.
- W. R. Bonsal Compress Company, Hamlet. Gravel, milling.
- C. B. Clegg, Greensboro. Crushed stone.

CRUSHED STONE—*Continued.*

- Clinchfield Lime Company, Asheville. Agricultural ground limestone and crushed stone.
 Harris Granite Quarries Company, Salisbury. Crushed stone, granite blocks, rough and finished monumental stock.
 N. C. Tale and Mining Company, Hewitts. Crushed stone, talc, and lumber.
 Stacey Crushing Plant, Stacey. Crushed stone.
 Valentine & Company, Hendersonville. Crushed stone and sand.

CULVERTS (METAL). *See, also, Concrete Products.*

- Carolina Metal Culvert Company, Inc., Salisbury. Drainage culverts, etc.

DESKS. *See, also, Office Furniture.*

- Hickory Handle and Manufacturing Company, Conover. Wooden loom parts, school desks, kitchen furniture.

DIRECTORIES.

- Commercial Service Company, Asheville. Directories.
 Florida-Piedmont Directory Company, Asheville. Directories.
 Miller Press, Asheville. Directories, magazines, and books.
 Piedmont Directory Company, Asheville. City directories.

DYEING AND CLEANING.

- Braddy's Dry Cleaning Company, New Bern. Dry cleaning and laundering clothes.
 The Charlotte Laundry, Charlotte. Laundry, dry cleaning, dyeing, etc.
 Dickson Dye Works, Wilmington. Cleaning, dyeing, and pressing.
 Enreka Dye Works, Wilmington. Cleaning and dyeing.
 National Dye Works, Inc., Burlington. Hosiery dyed and finished.
 Poole & Company, Inc., Asheville. Dry cleaning and dyeing plant.
 Raleigh French Dry Cleaning Company, Raleigh. Cleaning and dyeing.
 Saunders Dry Cleaning Company, Gastonia. Cleaning and dyeing.
 Wilson Dye Works, Wilson. Cleaning and dyeing.

ELECTRIC LIGHT, GAS, POWER, AND STREET RAILWAY COMPANIES.

- Carolina Power and Light Company, Raleigh. Gas, electricity, and street railway.
 Concord and Kannapolis Gas Company, Concord. Gas.
 Fayetteville Light and Power Company, Fayetteville. Gas.
 Gas Department, City of Statesville, Statesville. Gas for cooking purposes.
 Gastonia and Suburban Gas Company, Gastonia. Gas.
 Gibsonville Milling Company, Gibsonville. Electric power.
 Hayesville Light and Power Company, Hayesville. Power, light, and milling.
 Moravian Power Company, Moravian Falls. Electricity and handles.
 Municipal Light and Woodworks, Rocky Mount. Light and power.
 New Bern Gas and Fuel Company, New Bern. Gas.
 Smitherman Power Company, Troy. Electricity.
 Tidewater Power Company, Wilmington. Electricity, gas, street and inter-urban railways.
 Washington Gas Company, Washington. Gas.

ELECTRIC SERVICE.

- Service Electric Company, Charlotte. Electrical work.

ELEVATORS.

- Moffatt Machinery Manufacturing Company, Charlotte. Elevators and pumps.
 Park Manufacturing Company, Charlotte. Freight elevators.

ELEVATORS—*Continued.*

W. J. Westbrook Elevator Company, Greensboro. Motor and hand-driven elevators.

EXCELSIOR.

High Point Pad and Excelsior Company, High Point. Excelsior and excelsior packing pads.

EXTRACTS.

Rosman Tanning Extract Company, Rosman. Chestnut extract.

The Champion Fiber Company, Canton. Pulp, paper, tannic extract, bleach, caustic, and by-products.

Wilkesboro Tannery, North Wilkesboro. Sole leather and tanning extract.

FISH SCRAP AND OIL.

Beaufort Fish Scrap and Oil Company, New Bern. Fish oil, scrap, and meal.

Dey's Fish Factory, Beaufort. Fish meal, scrap, and oil.

Newport Fisheries Company, Morehead City. Fish scrap and oil.

Portsmouth Fisheries Company, Morehead City. Fish scrap and oil.

St. Philip-Cape Fear River Fisheries Products Company, Wilmington.

Menhaden fish oil and fish scrap for fertilizers.

Smyrna Factory, Morehead City. Fish scrap.

Southport Fish Scrap and Oil Company, Southport. Menhaden fish scrap and oil.

Taylor's Fish Scrap Factory, Newport. Fish scrap and oil.

Wallace Fisheries Company, Morehead City. Fish scrap and oil.

FERTILIZERS. *See, also, Cottonseed Products and Fish Scrap.*

American Agricultural Chemical Company, Henderson. Fertilizer.

Asheville Packing Company, Asheville. Fertilizer, tallow.

Barnes Oil Mills, Dunn. Cottonseed oil, meal, hulls, linters, and fertilizers.

Battleboro Oil Company, Battleboro. Cotton ginned and cottonseed products.

Beaufort Fish Scrap and Oil Company, New Bern. Fish oil, scrap, and meal.

Bridges Corporation, Bladenboro. Cottonseed oil, meal, hulls, and linters.

Caraleigh Phosphate and Fertilizer Works, Raleigh. Sulphuric acid, fertilizer.

Chatham Oil and Fertilizer Company, Pittsboro. Cottonseed products, fertilizer.

Consumers Cotton Oil Company, Tarboro. Cottonseed oil, meal, linters, hulls.

Contentnea Guano Company, Wilson. Acid phosphate and mixed fertilizers.

Dey's Fish Factory, Beaufort. Fish meal, scrap, and oil.

Dockery Mercantile and Manufacturing Company, Rockingham. Ice and fertilizers.

Eastern Cotton Oil Company, Edenton. Cottonseed meal, hulls, oil, linters, and fertilizers.

Elba Manufacturing Company, Charlotte. Cottonseed oil, meal, hulls, and lumber.

Elman Gin and Fertilizer Company, Laurinburg. Fertilizer.

Eure Mill Company, Corapeake. Lumber, cotton ginned, fertilizer dealers.

Farmers Warehouse and Oil Mills, Inc., Mooresville. Cottonseed oil, meal, and hulls.

Farmville Oil and Fertilizer Company, Farmville. Cottonseed products and fertilizers.

Fernside Factory (Pearsall & Company), Wilmington. Fertilizer.

FERTILIZERS—*Continued.*

- Fremont Oil Mill Company, Fremont. Cottonseed products and fertilizer mixers.
- Havens Oil Company, Washington. Bale cotton, linters, oil, meal, and hulls, dressed lumber.
- Hilton Fertilizer Factory, Wilmington. Fertilizers.
- Hoke Oil and Fertilizer Company, Raeford. Cottonseed products.
- N. B. Josey Guano Company, Tarboro. Fertilizer mixers.
- N. B. Josey Guano Company, Wilmington. Fertilizers.
- Kings Mountain Cotton Oil Company, Kings Mountain. Cottonseed products.
- Lee County Cotton Oil Company, Sanford. Cottonseed products, fertilizers.
- Lenoir Oil and Ice Company, Kinston. Cottonseed products and ice.
- E. H. & J. A. Meadows, New Bern. Fertilizers.
- Mooresboro Cotton Oil Company, Mooresboro. Cottonseed meal, hulls, linters, oil.
- Mooresville Oil Mill, Mooresville. Cottonseed products.
- Mount Gilead Cotton Oil Company, Mount Gilead. Cottonseed products.
- Navassa Guano Company, Selma. Commercial fertilizers, acid phosphate, and sulphuric acid.
- Navassa Guano Company, Wilmington. Commercial fertilizers, acid phosphate, sulphuric acid.
- New Bern Oil and Fertilizer Company, New Bern. Cottonseed products and fertilizer.
- Newport Fisheries Company, Morehead City. Fish scrap and oil.
- Newton Oil and Fertilizer Company, Newton. Cottonseed oil, meal, hulls, linters, ginning cotton.
- Pamlico Chemical Company, Washington. Fertilizer.
- Phillips Fertilizer Company, Washington. Fertilizer.
- Piedmont Electro-Chemical Company, Charlotte. Phosphat acid products.
- Pine Level Oil Mill Company, Pine Level. Cottonseed products and fertilizer dry mixing.
- Planters Cotton Oil and Fertilizer Company, Tarboro. Cottonseed products, fertilizers and ginning cotton.
- Portsmouth Fisheries Company, Morehead City. Fish scrap and oil.
- Robeson Manufacturing Company, Lumberton. Cottonseed products and fertilizers.
- Rowland Oil Company, Rowland. Cottonseed products and fertilizers.
- F. S. Royster Guano Company, Tarboro. Complete fertilizers.
- St. Philip-Cape Fear River Fisheries Products Company, Wilmington. Menhaden fish oil and fish scrap for fertilizers.
- Smyrna Factory, Morehead City. Fish scrap.
- Stanly Cotton Oil Company, Norwood. Cottonseed products.
- Statesville Cotton Oil Company, Statesville. Cottonseed products.
- Southern Cotton Oil Company, Charlotte. Cottonseed products and fertilizers.
- Southern Cotton Oil Company, Concord. Cottonseed products and fertilizer.
- Southern Cotton Oil Company, Davidson. Cottonseed products and fertilizer.
- Southern Cotton Oil Company, Gastonia. Cottonseed products.
- Southern Cotton Oil Company, Gibson. Cottonseed products.
- Southern Cotton Oil Company, Monroe. Cottonseed products and fertilizer.
- Southern Cotton Oil Company, Rocky Mount. Cottonseed products and fertilizer.
- Southern Cotton Oil Company, Wadesboro. Cottonseed products and fertilizer.

FERTILIZERS—Continued.

- Southport Fish Scrap and Oil Company, Southport. Menhaden fish scrap and oil.
- Swift & Company Fertilizer Works, Greensboro. Acid phosphate and fertilizer.
- Taylor's Fish Scrap Factory, Newport. Fish scrap and oil.
- The Christian-Ewing Company, Fayetteville. Fertilizer.
- The International Vegetable Oil Company, Raleigh. Oil, meal, hulls, linters.
- Vance Guano Works, Henderson. Fertilizer.
- Virginia-Carolina Chemical Company, Charlotte. Commercial fertilizers, acid phosphate and sulphuric acid.
- Virginia-Carolina Chemical Company, East Durham. Commercial fertilizers and acid phosphate.
- Virginia-Carolina Chemical Company, Greenville. Commercial fertilizers.
- Virginia-Carolina Chemical Company, New Bern. Commercial fertilizers.
- Virginia-Carolina Chemical Company, Raleigh. Commercial fertilizers.
- Virginia-Carolina Chemical Company, Salisbury. Commercial fertilizers.
- Virginia-Carolina Chemical Company, Wadesboro. Commercial fertilizers.
- Virginia-Carolina Chemical Company, Washington. Commercial fertilizers.
- Virginia-Carolina Chemical Company, Wilmington. Commercial fertilizers, acid phosphate, sulphuric acid.
- Virginia-Carolina Chemical Company, Winston-Salem. Commercial fertilizers, acid phosphate, and sulphuric acid.
- Wallace Fisheries Company, Morehead City. Fish scrap and oil.

FLOUR, MEAL, AND FEED MILLS.

- Albemarle Milling Company, Albemarle. Flour, feed, meal.
- Alexander Mills, Alexander. Flour, meal.
- Alleghany Roller Mills, Handy. Flour, meal.
- Allred's Mill, Mount Airy. Corn meal.
- Asheboro Roller Mills, Asheboro. Flour, meal, and feed.
- Austin-Heaton Company, Durham. Flour, feed, and meal.
- Bakersville Roller Mills, Bakersville. Flour, meal, and feed.
- Banner Roller Mill, Lincolnton. Flour, meal, and feed.
- P. W. Barber, Clayton. Meal and lumber.
- Bare's Corn Mill, Wagoner. Flour, meal, lumber.
- John A. Beach John A. Beach, Zionville. Meal and custom sawmill.
- Beam Flour Mill, Cherryville. Flour, corn meal, and feed.
- Beasley Lumber and Milling Company, Mount Airy. Flour, meal, and mill work.
- Beaver Dam Roller Mills, Lincolnton, R. 6. Flour, meal, chicken feed.
- Belmont Roller Mill, Belmont. Flour, meal, and shipstuf.
- Bethania Roller Mills, Bethania. Flour, meal, and feeds.
- Bingham Roller Mills, Amantha. Meal, wheat, and rye flour.
- Bizzell Mill, Goldsboro. Corn meal, flour.
- Blevins' Mills, Springfield. Flour, meal, and feed.
- Boney & Harper Milling Company, Wilmington. Corn products, meal, and feed.
- B. P. Bowling's Mill, Rougemont. Meal and flour.
- Boykin's Grist Mill, Kenly. Meal.
- Brock's Saw and Grist Mill, Richlands. Lumber, corn meal, gin cotton.
- W. H. Brown, Sly. Meal.
- Brown Brothers, Edenton. Corn meal.
- J. P. Bryant Milling Company, Ararat. Flour, meal, and feed.
- Buck Shoal Roller Mill, Hamptonville. Flour and meal.
- Buffalo Mills, Kittrell. Meal, flour, bran, etc.

FLOUR, MEAL, AND FEED MILLS—*Continued.*

- Bull Run Roller Mill, Ararat, R. 1. Flour, meal, and chops.
 Burnsville Milling Company, Burnsville. Meal, flour, and feed.
 Canady's Mill, Salemburg. Corn meal.
 Carolina Warehouse, Inc., Pleasant Garden. Broom handles, chair stock, shade roller, flour, meal.
 N. W. Carriker, Unionville. Rough lumber, corn meal, and feed.
 G. E. Carter, Eleazer. Flour, meal, and feed.
 Carter-Shaw Company, Eleazer. Flour, meal.
 Cascade Roller Mills, Vale, R. 1. Custom grinding, wheat, corn, and feed.
 Chatham Roller Mills, Bynum. Flour and meal.
 Cherokee Roller Mill, Murphy. Flour and meal.
 China Grove Roller Mills, China Grove. Flour, meal, and feed.
 City Flour Mills, Statesville. Flour, meal, and feed.
 Clark Brothers Roller Mill, Lansing. Flour.
 Clifton's Mill, Louisburg. Corn meal.
 Clyde Roller Mills, Clyde. Flour, meal, bran, shorts.
 Cockerham Roller Mill, Crumpler. Flour, meal, and feed.
 Cody's Creek Mills, Crutchfield, R. 1. Flour, meal.
 T. R. Colston Mill, Low Gap. Corn meal.
 Combined Mills, Wadesboro. Corn meal.
 Crabtree Roller Mills, Crabtree. Flour and meal.
 Craft's Grist Mill, Pink Hill. Meal and hominy.
 Crouse Roller Mills, Crouse. Flour, meal, and bran.
 Cullowhee Milling Company, Cullowhee. Flour and meal.
 Custom Corn Mill, Stem. Corn meal.
 Denton Roller Mill, Denton. Flour, meal.
 Diggs' Corn Mill, Peachland. Corn meal.
 Dixon & Duke Company, Crumpler. Flour, meal, chops, etc.
 Dixie Roller Mills, Summerfield. Flour and meal.
 Dosier Roller Mills, Tobaccoville. Flour, meal, and feed.
 J. P. Duncan Mills, Taylorsville. Flour, meal, bran.
 Eagle Roller Mills, Shelby. Flour and feed.
 East Bend Milling Company, East Bend. Flour, meal, and feed.
 Edwards' Mill, Raleigh. Corn meal.
 Efland Milling Company, Efland. Flour, meal, and feed.
 Elkin Roller Mills, Elkin. Flour, meal, feed.
 Ether Roller Mills, Ether. Flour, meal, and feed.
 Eureka Roller Mills, Catawba, R. 2. Meal and feed.
 Farmer Roller Mills, Farmer. Flour, meal, and flour.
 Farmers Milling Company, Goldston. Flour, meal, and feed.
 Farmington Mills, Farmington. Flour, feed, rough and finished lumber.
 Farthington & Perry, Sweet Water. Corn meal and lumber.
 Faw Mill, Othello. Flour, meal, and feed.
 Fork Milling Company, Mocksville. Flour, meal, and feed.
 Franklinville Roller Mills, Franklinville. Flour, feed, and meal.
 Galloway & Edwards Mill, Chicod. Sawmill, gin, and grist.
 F. A. Galyean Mills, Low Gap. Lumber, corn meal, and flour.
 Garden Valley Roller Mills, Turnersburg. Flour, meal, and feed.
 M. H. Garrett Roller Mills, Hurdle Mills. Flour, meal, bran, shipstuff.
 Glen Alpine Milling Company, Glen Alpine. Flour and meal.
 Graham Milling Company, Graham. Flour and feed.
 Granite City Mills, Mount Airy. Ice, flour, meal, feed.
 Granite Falls Milling Company, Granite Falls. Corn meal and flour.

FLOUR, MEAL, AND FEED MILLS—*Continued.*

- I. S. Green, Stony Fork. Meal and flour.
 Green Hill Flour and Grist Mill, Mount Airy. Meal, flour, and lumber.
 C. H. Greenwood, Roaming River. Flour, meal, and feedstuff.
 Mrs. L. E. Greenwood, Barnardsville. Flour and meal.
 Greensboro Roller Mills, Greensboro. Flour, meal, and feed.
 H. J. Griggs' Gin, Chesterfield, S. C., R. F. D. Cotton ginned, corn meal, and lumber.
 J. P. Guffey Milling Company, Union Mills. Meal and flour.
 Guilford College Milling Company, Guilford College. Flour, meal, and feed.
 Halewood Mill Company, Marshall. Flour and meal.
 C. P. Harris, Mapleville. Corn meal.
 J. F. Harris' Mill, Moriah. Corn meal and flour.
 C. L. Hash, Piney Creek. Flour and meal.
 J. H. Hauser's Mill, Yadkinville. Meal and flour.
 Jonathan Havens, Washington. Corn meal and feed.
 Haywood Milling Company, Clyde. Flour and corn meal.
 Helton Roller Mills, Helton. Bran and chops.
 Henderson County Flour Mill, Flat Rock. Meal, flour, and feed.
 Henderson Roller Mills Company, Monroe. Flour, meal, and feed.
 Hickory Flour Mill, Hickory. Flour and feed.
 Hico Milling Company, Burlington. Flour, shipstuff, and corn meal.
 Hiddenite Milling Company, Hiddenite. Flour, meal, bran.
 High Point Milling Company, High Point. Flour and meal.
 Hill Flour Mills, Inc., Greensboro. Flour, meal, and feed.
 W. G. Hinkle, Thomasville. Flour, meal, and feed.
 T. M. Hinsbaw & Company, Yadkinville. Flour and feed.
 M. Hofes Saw and Planing Mill, Sunbury. Lumber and meal.
 Horn-Johnstone Company, Mocksville. Flour, feed, meal.
 Hosea Winebarger, Sands. Lumber, flour, meal.
 Howards Creek Mill Company, Reepsville. Flour, meal, and feed.
 J. B. Howell, Barnardsville. Meal.
 Hub Milling Company, Altamahaw. Flour, meal, and feed.
 J. P. Inman, Sunburst. Grist milling.
 Interstate Milling Company, Charlotte. Wheat flour, corn meal, feed.
 J. H. Isaacs, Park Mountain. Meal, feed, and lumber.
 W. A. Jackson, Cooper. Lumber, meal, and feed.
 Jamestown Roller Mill, Jamestown. Flour, meal, and feed.
 C. Johnson, Laurel Springs. Meal and feed.
 D. M. Johnson's Mill and Feed Store, Graham. Corn meal.
 Y. F. Jones, Mount Olive. Corn meal.
 Joshua Crandal, Pactolus. Corn meal.
 Julian Milling Company, Julian. Flour, meal, and feed.
 S. J. Kinsland, Franklin. Corn meal.
 King's Corn Mill, Four Oaks. Corn meal.
 Kings Creek Roller Mill, Kings Creek. Flour and corn meal.
 Kings Mountain Roller Mills, Kings Mountain. Flour and meal.
 Knob Creek Milling Company, Casar. Corn meal.
 Lamm's Mill, Middlesex. Corn meal, lumber.
 Landis Milling Company, Landis. Flour and feed.
 Leicester Roller Mills, Leicester. Flour and meal.
 Lenoir Mills, Lenoir. Flour, feed, and corn meal.
 Liberty Milling Company, Liberty. Flour, meal, feed.
 Lincoln Milling Company, Lincolnton. Flour, meal, and feed.

FLOUR, MEAL, AND FEED MILLS—*Continued.*

- Little Corn Mill, Globe. Corn meal for toll.
 Little Laurel Mill, Hemlock. Flour, meal, and feed.
 Long's Mill, Milton. Corn meal.
 Longtown Mill, Cycle. Flour, meal, feedstuff.
 Ludwick Milling Company, Salisbury. Flour, meal, and feed.
 E. V. McConnell, Hayesville. Corn meal.
 McGalliard Falls Roller Mills, Connelly Springs. Flour and corn meal.
 J. W. McMillan, Stedman. Meal.
 McNeill Milling Company, Fayetteville. Flour, meal, ice, cotton ginning.
 McSwain's Mill, Mooresboro. Meal, flour, and feed.
 D. G. Martin's Mill, East Bend. Corn meal and chops.
 The Marvel Milling Company, Sparta. Flour and feed.
 J. A. Matthews, Bellarthur. Corn meal.
 F. C. Maxwell, Randolph. Custom corn meal.
 Mebane Milling Company, Mebane. Flour, feed, and meal.
 Mewborn's Mill, Tarboro. Corn meal and corn feed.
 Mill Creek Mill, Clifton. Corn meal and feed.
 Mill Creek Roller Mills, Ramseur. Flour, meal, and feed.
 Model Flour Mills Company, Coneord. Flour, meal, and feed.
 Moncure Mill Company, Moncure. Lumber, ginning cotton, and flour.
 Monitor Roller Mills, Walnut Cove. Flour, meal, and feed.
 T. J. Moore, Collettsville. Corn meal.
 Mooresville Flour Mills, Mooresville. Flour, feed, and meal.
 Morris Mill, Franklinton, R. F. D. Flour and meal.
 Morton Grist Mill, North Harlowe. Corn meal, cracked and crushed corn.
 Mount Gilead Roller Mill, Mount Gilead. Flour and corn meal.
 Mount Ulla Flour Mills, Mount Ulla. Flour, feed, and meal.
 J. A. Murphy, Low Gap. Lumber and corn meal.
 Murphy Mills, Murphy. Flour, meal, bran, shorts.
 Myatt & Miller, North Wilkesboro. Meal, feed, and rough lumber.
 Newman Brothers, Pleasant Garden. Flour, meal, and feed.
 Newton Roller Mills, Newton. Flour, corn meal, feed.
 North State Milling Company, Greensboro. Flour, meal, feeds, jobbers of
 feed and grain.
 Pate's Mill, Gibson. Corn meal.
 Peak Creek Roller Mill, Laurel Springs. Flour.
 Pearce Mill, Fullers. Flour, meal, and feed.
 G. E. Pearson's Corn Mill, Wilkesboro, R. 1. Meal and feed.
 Peoples Milling Company, Creswell. General milling.
 Peoples Roller Mills, Candler. Custom grinding.
 Piedmont Roller Mills, Pilot Mountain. Flour, meal, and feed.
 Pilot Milling Company, Pilot Mountain. Flour and corn meal.
 Pine Hill Grist Mill, Amy. Corn meal for toll.
 Puett Mill, Lenoir. Meal.
 Ramseur Milling Company, Ramseur. Flour, meal, and feeds.
 The Rand Milling Company, Clayton. Corn meal and flour.
 Reedy Fork Roller Mills, Gibsonville. Flour and meal.
 Reems Creek Milling Company, Weaverville. Flour, meal, and feed.
 J. C. Reynolds & Company, Climax. Flour, meal, feed.
 Reynolds' Mill, Leaman. Flour and meal.
 Mrs. N. J. Rhodes, Mackays. Meal and gin cotton.
 W. R. Rice Milling Company, Pensacola. Corn meal.
 Richfield Milling Company, Richfield. Flour, bran, meal, and feed.
 Richland Roller Mills, Mott. Flour and feed.

FLOUR, MEAL, AND FEED MILLS—*Continued.*

- C. C. Richmond, New Hope. Flour, meal, and feed.
River View Manufacturing Company, Norwood. Flour, feed, and meal.
Rockett & Hutchins, East Bend, R. 1. Flour, meal, and feed.
Rock Roller Mill, Salisbury. Flour, meal, and feed.
Routh Roller Mill, Asheboro. Flour, meal, and feed.
Routh Roller Mills, Bennett. Flour, meal, and feed.
Royster Feed and Supply Company, Henderson. Corn meal.
Ruffin Roller Mills, Ruffin. Flour, meal, and lumber.
L. A. & D. T. Riggs, Maysville. Lumber, ginning cotton, corn meal.
Seaboard Flour Mills, Sanford. Flour, feed, meal.
Seagrove Roller Mills, Seagrove. Flour and meal.
Mrs. M. L. Sharpe, Statesville. Flour, meal, and feed.
Sharpe & Coble Milling Company, Burlington, R. 7. Flour, meal, and feed-stuff.
Shoals Mills, Shoals. Custom milling.
Fred Shoemake, Warrentonville. Lumber and meal.
Sides Roller Mill, Winston-Salem, R. 1. Flour, corn meal.
Siler City Mills, Siler City. Flour, meal, and feeds.
Sloan & Seagrove, Hamptonville. Flour, meal, and lumber.
Sloan-White Milling Company, Statesville. Flour, meal, and feed.
Snow Creek Roller Mills, Rusk. Flour and meal.
Southern Crown Milling Company, Asheboro. Flour, feed, meal, etc.
South Fork Roller Mills, Newton. Flour and bran feed.
Southside Roller Mills, Winston-Salem. Flour, meal, and feed.
Sparta Roller Mills, Sparta. Flour, meal, buckwheat, and feed.
Stafford Brothers, Summerfield. Corn meal and feed, etc.
Star Milling Company, Statesville. Flour, meal, and feed.
Statesville Flour Mills Company, Statesville. Flour and feed.
Sterling Mills, Inc., Statesville. Flour and feed.
Story Brothers, Eure. Lumber and meal.
Mrs. H. H. Sutton, LaGrange. Corn meal.
Tayton Manufacturing Company, Durham. Truck bodies and corn meal.
Taylorsville Milling Company, Taylorsville. Flour, meal, and feed.
The Inmah Mills, Cerro Gordo. Meal, grits, feed, etc.
Thorne's Mill, Airlee. Custom grinding.
Toecane Milling Company, Toecane. Flour and corn meal.
Troy Milling Company, Troy. Flour, meal, and feed.
Tuttle's Roller Mills, Lenoir, R. 2. Flour, meal, and bran.
Uwharrie Burr Mills, Mechanic. Flour, meal, and feed.
Uwharrie Roller Mills, Thomasville. Flour, meal, and feed.
Valhalla Milling Company, Tynes. Corn meal and hominy.
Vance Mills, Henderson. Flour and corn meal.
J. W. Walker, Dehart. Rough lumber, corn meal.
Walker Brothers Milling Company, Hillsboro. Flour, meal, and feed.
Watson's Grist Mill, Yuma. Grist mill.
D. P. Waugh, Jefferson. Grist mill products.
Weaverville Mills, Weaverville. Flour, meal, feed.
Welcome Milling Company, Welcome. Flour and feed.
Wheat and Corn Mill, New Castle. Flour and meal.
L. R. Whichard, Whichard. Corn meal, lumber, and cotton ginning.
Edmund White, Warrenton. Flour and meal.
White Roller Mill, Oxford. Flour, meal, and feed.
Whitehead Mills, Whitehead. Meal and flour.
Woodall's Grist Mill, Cumberland. Corn meal.

FLOUR, MEAL, AND FEED MILLS—*Continued.*

- Yadkin Valley Roller Mills, Yadkinville. Flour, meal, and chops.
 Yates' Mill, Raleigh, R. 3. Meal, flour, and wheat bran.
 Yelton Milling Company, Rutherfordton. Flour, meal, and feed.
 York Milling Company, Sophia. Flour, meal, and feed.
 Zimmerman & Company, Elizabeth City. Meal and flour.

FOLIAGE (DYED AND PRESERVED FOR FLORISTS).

- W. N. Woodruff, Low Gap. Dyed and preserved foliage for florists.

FOUNDERS AND MACHINISTS.

- Asheville Supply and Foundry Company, Asheville. Founders, machinists, and mill supplies.
 Austin & Sikes, Monroe. Repair engines, boilers, etc.
 Biscoe Foundry and Machine Company, Biscoe. General foundry work.
 John Blue, Laurinburg. Cotton planters, fertilizer distributors.
 Briggs-Shaffner Company, Winston-Salem. Machine shop and foundry.
 Bryson City Pump Works, Bryson City. Columns, liquor logs, tubing, and planing lumber.
 Carolina Foundry and Machine Company, Winston-Salem. General foundry and machine work.
 Carolina Iron Works, Inc., Mooresville. Can sealing machines, cotton stalk cutters.
 Carolina Machinery Company, Asheville. Machinery and castings.
 Carolina Steel and Iron Company, Greensboro. Structural steel.
 Charlotte Electric Repair Company, Charlotte. Repairing electrical machinery.
 Charlotte Pipe and Foundry Company, Charlotte. Cast iron soil pipe and fittings.
 K. C. Clark, Weldon. General blacksmith work.
 Concord Foundry, Concord. Gray castings and general repairs.
 Cook-Lewis Foundry Company, Greensboro. Iron, brass, bronze, and aluminum castings.
 W. C. Cram Machine Works, Raleigh. Sawmills.
 Croom Machine Shop, Robersonville, R. 3. General repair work.
 Dewey Brothers, Inc., Goldsboro. Iron castings, engines, locomotives, and sawmills.
 Dixie Spindle and Flyer Company, Charlotte. Refitters and repairers, cotton mill machinery.
 Elizabeth City Iron Works and Supply Company, Elizabeth City. Repairers of machinery, boats, dealers in supplies.
 B. F. Ellington, Henderson. Blacksmith shop.
 Eureka Iron Works, Inc., Lincolnton. Gray iron castings.
 Gaston Iron Works, Gastonia. Repairs and supplies.
 Glascock Stove and Manufacturing Company, Greensboro. Stoves and foundry products.
 J. Hackett Foundry Company, Charlotte. Gray iron castings.
 Hickory Foundry and Machine Company, Hickory. Repairers, auto name plates.
 High Point Machine Works, High Point. Jobbing.
 Kinston Iron and Mantel Works, Kinston. Building material, foundry and machine shop, mill work.
 Liddell Company, Charlotte. Cotton gin machinery, engines, sawmills.
 Lingo Metal Works, Wilmington. Repair machinery.
 R. A. Meadows Mill Manufacturing Company, Poors Knob. Corn mills.

FOUNDERS AND MACHINISTS—*Continued.*

- W. C. Meadows Mill Company, North Wilkesboro. Sawmills, grist mills, wood saws.
- E. C. Miller's Foundry and Machine Shop, Albemarle. Repair shop.
- Newman Machine Company, Greensboro. Woodworking machinery.
- New Williams Mill Company, North Wilkesboro. Grist mills and wood saws.
- Parker's Wagon Shop, Kelford. Carts, wagons, farm implements.
- Raleigh Iron Works Company, Raleigh. Iron and brass castings.
- Riverside Iron Works, New Bern. Machinery repairs, smokestacks, bodies built.
- Sergeant Manufacturing Company, Greensboro. Sawmills.
- Shelby Foundry, Shelby. Gray iron castings, general repairs.
- Southern Engineering Company, Charlotte. Fabricated structural steel.
- Southern Ice Machine Company, Charlotte. Ice-making and water-cooling machinery.
- J. C. Steele & Sons, Statesville. Clay-working machinery.
- Sykes Foundry and Machinery Company, Burlington. Castings in general.
- The Cole Manufacturing Company, Charlotte. Farm implements.
- The John A. McKay Manufacturing Company, Dunn. Machinery, farm implements.
- The Moffitt Iron Works Company, Sanford. Sawmills.
- Troy Machine Works, Burlington. Repair shop.
- C. H. Turner, Statesville. Sawmills, sawmill equipment, Fordson tractors and equipment.
- J. A. Vance Company, Winston-Salem. Sawmill machinery.
- Wayne Agricultural Works, Inc., Goldsboro. One-horse plows, farm trucks, guano sowers, cotton planters.
- W. I. Wheelley, Durham. Blacksmith.
- Wilmington Iron Works, Wilmington. Jobbing shop, iron and brass castings.
- Wysong & Miles Company, Greensboro. Woodworking machinery.

FURNITURE KNOBS.

- McKinney Knob Works, High Point. Wood knobs.

GARAGES AND AUTO REPAIRS.

- Acme Mill Works, Greensboro. Repairs.
- Alexander Motor Company, Durham. Auto repairs.
- Apex Motor and Machine Company, Apex. Auto repairs.
- Auto Repair and Sales Company, Winston-Salem. Auto repairs.
- Bertie Motor Company, Colerain. Auto equipment sold and repaired.
- Champion Auto Company, Everette. Auto repairs.
- Clayton Motor Company, Clayton. Repairing autos.
- Coach Shop and Garage, Eure. Carts, wagons, and general repairs.
- Durham Iron Works, Durham. Repair shop.
- Durham Motor Company, Durham. Auto repairs.
- Gooch's Machine Shop, Oxford. Warehouse trucks, garage, and auto repairing.
- Guion Motor Company, New Bern. Auto sales service.
- Harrell's Repair Shop, Kinston. General repairing.
- Harris Motor Company, Creedmoor. Auto repairs.
- D. B. Harwood & Sons, Albemarle. Repair shop.
- Hickory Auto orporation, Hickory. Auto sales and repairs.
- Hickory Foundry and Machine Company, Hickory. Repairers, auto name plates.
- H. H. Hodges & Company, Kinston. Auto repairing.
- W. T. Holland Garage, Smithfield. Auto repairs.

GARAGES AND AUTO REPAIRS—*Continued.*

Holshouser Brothers, Salisbury. Repair shop.
 Horne-Morris Motor Company, Clayton. Repairing and selling autos.
 Huffman Motor Company, Trenton. Auto repairs.
 Knight Motor Company, Reidsville. Repairs.
 W. R. Laster, Farmville. General repairing.
 Laurinburg Machine Company, Laurinburg. Repair work.
 Leaksville Motor Company, Leaksville. Repairing.
 Motor Service Company, Raleigh. Auto service.
 Prest-O-Light Service Station, Wilmington. Recharging batteries and repairing.
 Reidsville Motor Company, Reidsville. Auto repairing.
 Republic Service Company, Raleigh. Repair autos and motor trucks.
 Riley-Huffman Motor Company, Burlington. General repairing.
 Rockingham Auto Company, Madison. Auto repairs.
 Rogerson Brothers, Robersonville. Auto repairs.
 Service Motor Corporation, New Bern. Gas, oil, accessories, etc.
 J. B. Shope, Asheville. Repairer.
 Spear Motor Company, Kinston. Auto repairing and Ford dealers.
 Station Garage, Raleigh. Auto repairs.
 Strowd Motor Company, Chapel Hill. Ford dealer.
 J. L. Taylor, Wake Forest. Auto repairing.
 Tripp Brothers Garage, Ayden. Auto repairs.
 H. R. Wethington, Grifton. General repair shop.
 White & Britton, Murfreesboro. Repair shop.
 J. W. Wilson, Shelby. Repairing.
 Wilson Motor Company, High Point. Auto repairs.
 Woodside Motor Company, Charlotte. Repair and sell automobiles.
 Yates Auto Service, Raleigh. Garage.

GAS COMPANIES.

Carolina Power and Light Company, Raleigh. Gas, electricity, and street railway.
 Concord and Kannapolis Gas Company, Concord. Manufacturing gas.
 Fayetteville Light and Power Company, Fayetteville. Gas.
 Gas Department, City of Statesville, Statesville. Gas for cooking purposes.
 Gastonia and Suburban Gas Company, Gastonia. Gas.
 Municipal Light and Woodworks, Rocky Mount. Light and Power.
 New Bern Gas and Fuel Company, New Bern. Gas.
 Pintsch Compressing Company, Greensboro. Gas for railway car lighting.
 Pintsch Compressing Company, Rocky Mount. Gas for railway car lighting.
 Tidewater Power Company, Wilmington. Electricity, gas, street and inter-urban railways.
 Washington Gas Company, Washington. Gas.

GINS, COTTON.

Ashcraft Gin and Mill Company, Marshville. Lumber and gin cotton.
 D. A. Baker, Holly Springs. Lumber and laths, ginning cotton.
 Battleboro Oil Company, Battleboro. Cotton ginned and cottonseed products.
 J. A. Bone, Nashville. Lumber and ginning cotton.
 Brock's Saw and Grist Mill, Richlands. Lumber, corn meal, gin cotton.
 Bunn Ginning Company, Bunn. Cotton ginned.
 Cotton Oil and Ginning Company, Scotland Neck. Vegetable oils and by-products.
 Cowan-Taylor Company, Powellsville. General sawmill and gin.
 Cherryville Roller Shop, Cherryville. Cotton ginning.

GINS, COTTON—*Continued.*

- J. Willis Creech, Benson. Lumber and gin cotton.
Cross & Company, Sunbury. Gin cotton, saw lumber.
George H. Duval, Pollocksville. Rough lumber, ginning cotton.
J. W. Earnhardt, Lexington. Ginning cotton.
Eure Mill Company, Corapeake. Lumber, cotton ginner, fertilizer dealers.
L. G. Faircloth, Steadman. Lumber and cotton ginning.
Farmers Gin Company, Salemburg. Ginning cotton.
Frog Level Gin Company, Rutherfordton. Ginning cotton.
Fountain & Koonce, Tarboro. Cotton ginned, rough and dressed lumber.
Galloway & Edwards Mill, Chicod. Sawmill, gin, and grist.
M. A. Geddies' Mill, Lumberton. Ice, lumber, gin cotton.
General Utility Company, Dunn. Ginning.
H. J. Griggs' Gin, Chesterfield, S. C., R. F. D. Cotton ginned, corn meal, and lumber.
Grimsley & Bullock, Kellum. Ginned cotton.
C. L. Handy & Company, Maury. Lumber and gin cotton.
W. W. Hardy, Enfield. Rough lumber and gin cotton.
Harrisburg Imp. Company, Harrisburg. Ginning cotton, lumber.
Hasty Gin Company, Hasty. Ginning cotton.
Havens Oil Company, Washington. Bale cotton, linters, oil, meal, and hulls, dressed lumber.
Howell Ginning Company, Goldsboro. Ginning cotton.
P. B. Lackerman, Salemburg. Ginning cotton.
Eric Lee, Arapahoe. Cotton gin and lumber.
Leggett Lumber Company, Tarboro. Lumber, cotton ginned.
McNeill Milling Company, Fayetteville. Flour, meal, ice, cotton ginning.
Maysville Gin Company, Maysville. Lumber, ginning cotton.
A. M. Miller, Salisbury. Gin cotton.
N. B. Mills, Statesville. Gin cotton.
Model Ginning Company, Cherryville. Cotton ginning.
Moncure Mill Company, Moncure. Lumber, ginning cotton, and flour.
U. S. Morris & Brother, Woodville. Rough lumber, ginning cotton.
Newton Oil and Fertilizer Company, Newton. Cottonseed oil, meal, hulls, linters, ginning cotton.
John H. Oden, Pinetown. Lumber and gin cotton.
Pantego Gins, Pantego. Cotton ginning.
Perry Mill Company, Wingate. Lumber and cotton ginning.
Planters Cotton Oil and Fertilizer Company, Tarboro. Cottonseed products, fertilizers, and ginning cotton.
Poplar Tent Ginning and Importing Company, Concord. Cotton ginning.
F. H. Reel & Company, Reelsboro. Lumber and gin cotton.
Mrs. N. J. Rhodes, Mackays. Meal and gin cotton.
Mrs. N. J. Rhodes, Jacksonville. Gin cotton, rough lumber.
L. A. & D. T. Riggs, Maysville. Lumber, ginning cotton, corn meal.
Rountree & Company, Ahoskie. Lumber and ginning cotton.
Royal Gin Company, Royal. Ginning cotton.
Sabiston Brothers, Jacksonville. Ginning cotton.
T. L. Satterthwaite, Plymouth. Cotton ginned.
Stroud, Bailey & Barnhill, Everette. Lumber and gin cotton.
Stuart Turlington, Dunn. Gin cotton.
The McCabe-Dodd Company, Oriental. Lumber and ginned cotton.
The Middlesex Supply Company, Middlesex. Lumber and ginning cotton.
Truckers Manufacturing Company, Mount Olive. Crates, barrels, baskets, gin cotton.

GINS, COTTON—*Continued.*

- Tarboro Ginning Company, Tarboro. Gin cotton.
 E. H. Waters, Jacksonville. Gin cotton.
 Weeksville Ginning Company, Weeksville. Ginning cotton, sawing lumber.
 Weldon Ginning Company, Weldon. Cotton ginning.
 L. R. Whichard, Whichard. Corn meal, lumber, and cotton ginning.
 Mrs. J. T. Williams, Cooper. Rough lumber and ginning cotton.
 Williams' Gin and Sawmill, Angier. Lumber and gin cotton.
 Wilker's Mill, Warren Plains. Rough lumber, ginning cotton, custom mill work.
 R. K. Young, Kittrell. Lumber, gin cotton.

GLOVES.

- Carolina Glove Company, Newton. Cotton work gloves.
 Newton Glove Manufacturing Company, Newton. Cotton and leather work gloves.
 Warlong Glove Manufacturing Company, Conover. Knit wrist canvas work gloves.

GRAIN CRADLES.

- G. H. C. Shutt, Advance. Grain cradles.

GRANITE. *See Monuments, Marble, and Stone.*GRIST MILLS. *See, also, Founders and Machinists.*

- R. A. Meadows Mill Manufacturing Company, Poors Knob. Corn mills.
 W. C. Meadows Mill Company, North Wilkesboro. Sawmills, grist mills, wood saws.
 New Williams Mill Company, North Wilkesboro. Grist mills and wood saws.

HARNESSES. *See Leather.*

HOGSHEAD.

- Eureka Lumber Company, Washington. Lumber, tobacco hogshead material, tobacco sticks.
 D. D. Overton, Greenville. Hogshead material and hogsheads.

HOMESPUN.

- Biltmore Industries, Asheville. Homespun.

HUBS AND HANDLES.

ICE.

- Albemarle Coal and Ice Company, Albemarle. Ice.
 Andrews Ice Company, Andrews. Ice.
 Ansonville Ice Company, Ansonville. Ice.
 Beaufort Ice Company, Beaufort. Ice.
 Carteret Ice, Transportation and Storage Company, Morehead City. Ice.
 City Ice and Coal Company, Durham. Ice.
 City Ice Company, Roxboro. Ice.
 Consumers Ice Company, New Bern. Ice.
 Crystal Ice and Fuel Company, New Bern. Ice.
 Crystal Ice and Coal Company, Washington. Ice and ice-cream.
 Crystal Ice Company, Inc., Winston-Salem. Ice.
 Dockery Mercantile and Manufacturing Company, Rockingham. Ice and fertilizer.
 Dunn Ice and Fuel Company, Dunn. Ice.
 Edenton Ice and Cold Storage Company, Edenton. Ice, dealer in coal.
 Gastonia Ice and Coal Company, Gastonia. Ice.

ICE—Continued.

M. A. Geddies' Mill, Lumberton. Ice, lumber, gin cotton.
 Goldsboro Ice Company, Goldsboro. Ice.
 Granite City Mills, Mount Airy. Ice, flour, meal, feed.
 Greenville Ice and Coal Company, Greenville. Ice.
 Hamlet Ice Company, Hamlet. Ice.
 Henderson Ice and Cold Storage Company, Henderson. Ice.
 Hickory Ice and Coal Company, Hickory. Ice.
 Hillsboro Ice Company, Hillsboro. Ice.
 Ice Products Company, Oxford. Ice.
 Ideal Ice and Fuel Company, Shelby. Ice.
 Independent Ice Company, Wilmington. Ice.
 W. N. Johnston Sons Company, Mooresville. Ice.
 Johnstons Ice and Fuel Company, Lincolnton. Ice.
 Lenoir Oil and Ice Company, Kinston. Cottonseed products and ice.
 Link Ice and Coal Company, Hickory. Ice.
 McNeill Milling Company, Fayetteville. Flour, meal, ice, cotton ginning.
 Maxton Ice Company, Maxton. Ice.
 Monroe Ice and Fuel Company, Monroe. Ice.
 Montbell Ice and Fuel Company, Belmont. Ice.
 Newton Ice and Fuel Company, Newton. Ice.
 North State Ice Company, Rocky Mount. Ice.
 Piedmont Ice and Coal Company, Greensboro. Ice.
 A. B. Pounds, Concord. Ice.
 Powell & Powell, Inc., Raleigh. Ice.
 Rocky Mount Ice and Fuel Company, Rocky Mount. Ice.
 Standard Ice and Fuel Company, Charlotte. Ice.
 Storage Supply Company, Asheville. Ice and cold storage.
 J. R. Thomas, Winston-Salem. Ice.
 Tuckasee Ice Company, Dillsboro. Ice.
 Wadesboro Ice Company, Wadesboro. Ice.
 N. W. Warren's Ice Plant, Littleton. Ice, carbonated beverages.
 Warrenton Ice and Fuel Company, Warrenton. Ice.
 Waynesville Ice and Cold Storage Company, Waynesville. Ice.
 Weldon Ice Company, Weldon. Ice.
 Wood Grocery Company, Selma. Ice.
 Wright's Purity Ice Company, Elizabeth City. Ice.
 Yarborough & Bellinger Company, Charlotte. Ice.

ICE BOXES.

Stahl Toy and Novelty Company, New Bern. Toys, crates, ice boxes, general woodwork.

ICE-CREAM.

Ahoskie Ice-cream Company, Ahoskie. Ice-cream.
 Buttercup Ice-cream Company, Hamlet. Ice-cream.
 California Fruit Store, Raleigh. Ice-cream, candy.
 Candy Kitchen, Asheville. Ice-cream, candy.
 Carolina Creamery Company, Asheville. Ice-cream.
 Chapin-Sacks Corporation, Charlotte. Ice-cream.
 Chapin-Sacks Corporation, Salisbury. Ice-cream.
 City Ice-cream Company, Durham. Ice-cream.
 Crystal Ice-cream Company, New Bern. Ice-cream.
 Crystal Ice and Coal Company, Washington. Ice and ice-cream.
 Durham Ice-cream Company, Inc., Durham. Ice-cream.
 Forsyth Dairy Company, Winston-Salem. Ice-cream.

ICE-CREAM—*Continued.*

LaBelle Candy Company, Charlotte. Candy and ice-cream.
 Mecklenburg Dairy Company, Charlotte. Milk products, ice-cream.
 Olympia Candy Company, Salisbury. Ice-cream, candy.
 Royal Ice-cream Company, Goldsboro. Ice-cream.
 Selby Ice-cream Company, Statesville. Ice-cream.
 S. C. Sitterson, Kinston. Ice-cream.
 Smith Ice-cream Company, Leaksville. Ice-cream.
 Waverly Ice-cream Company, Inc., Durham. Ice-cream.
 White Dairy Products Company, Raleigh. Ice-cream.

LAUNDRIES.

Albemarle Launry, Elizabeth City. Laundry work.
 Bishop Laundry Company, Rocky Mount. Laundry work.
 Braddy's Dry Cleaning Company, New Bern. Dry cleaning and laundering clothes.
 Brevard Steam Laundry, Brevard. Laundry work.
 Capital City Laundry, Raleigh. Laundry.
 Carolina Laundry, Washington. Laundry.
 Carolina Laundry, Wilson. Laundering.
 Cascade Laundry Company, Raleigh. Laundry service.
 City Laundry Company, Wilmington. Laundry.
 Concord Steam Laundry, Concord. Laundering.
 Dick's Laundry Company, Greensboro. Laundry.
 Ben J. Fong, Charlotte. Laundry work.
 Henderson Damp Wash, Henderson. Damp wash.
 Hickory Steam Laundry, Hickory. Laundry.
 High Point Steam Laundry, High Point. Laundry.
 Hop Wah, New Bern. Laundry.
 Kinston Laundry Company, Kinston. Laundry work.
 Manhattan Laundry, Inc., Asheville. Laundry.
 Model Steam Laundry Company, Charlotte. Laundry.
 Model Laundry Company, Durham. Laundering.
 Mountain City Steam Laundry, Inc., Asheville. Laundry.
 Raleigh Damp Wash Plant, Raleigh. Laundry work.
 Salisbury Laundry, Salisbury. Laundering.
 Sanitary Laundry, Asheville. Laundry.
 Sanitary Steam Laundry, Charlotte. Laundry.
 Sanitary Laundry, Raleigh. Laundry.
 Shelby Steam Laundry, Shelby. Laundering.
 Southside Steam Laundry, Greensboro. Laundry.
 Swannanoa Laundry, Asheville. Laundry.
 The B-W Laundry Company, Morehead City. Laundry.
 The Charlotte Laundry, Charlotte. Laundry, dry cleaning, dyeing, etc.
 Winston Steam Laundry, Winston-Salem. Laundry.

LEATHER AND LEATHER REPAIRS.

Asheville Harness Company, Asheville. Saddles.
 Belwood Collar Company, Belwood. Horse collars, harness, bridles, strap goods.
 W. H. Bolyh Harness Shop, Reidsville. Harness made and repaired.
 Brown Bag Company, Statesville. Traveling bags, leather novelties.
 Burke Tannery, Morganton. Sole leather.
 G. S. Caulden, Greensboro. Harness and repairs.
 Charlotte Leather Belting Company, Charlotte. Leather belting and leather specialties.

LEATHER AND LEATHER REPAIRS—*Continued.*

- F. P. Cover & Sons, Inc., Andrews. Sole leather.
 Craig & Head, Gastonia. Harness.
 Deal Tanning Company, Dealville. Tan hides, manufacturing horse collars, harness.
 Elkin Shoe Company, Elkin. Shoe leather and horse collars.
 England, Walton & Company, Hazelwood. Sole leather.
 Hans Rees' Sons, Asheville. Leather.
 Hickory Collar Company, Hickory. Horse collars.
 Hickory Harness Company, Hickory. Harness, strap work.
 Marion Leather Company, Marion. Rough and finished leather.
 C. W. Miller, Waynesville. Saddles and harness.
 J. W. T. Quinn, Bakersville. Harness and saddles.
 C. B. Ray Harness Company, Raleigh. Harness and repairing.
 J. W. Shipley, Winston-Salem. Harness.
 The Black Mule Harness Company, Winston-Salem. Harness.
 Townsend Buggy Company, Winston-Salem. Harness and leather goods.
 Toxaway Tanning Company, Rosman. Leather belting, butts, sole leather, etc.
 Transylvania Tanning Company, Rosman. Leather belting, butts, sole leather, etc.
 J. M. Welborn's Harness and Repair Shop, North Wilkesboro. Harness, bridles, collars, and all strap work.
 Wilkesboro Tannery, North Wilkesboro. Sole leather and tanning extract.

LIME AND LIMESTONE.

- Blue Ridge Lime Company, Asheville. Burnt lime, agricultural ground limestone, crushed stone.
 Clinchfield Lime Company, Asheville. Agricultural ground limestone and crushed stone.

LUMBER. *See Building Material.*

MANTELS. *See Building Material.*

MATTRESSES. *See Beds and Bedding.*

MEAT PACKERS.

- J. A. Baker Packing Company, Asheville. Sausage specialties and packing house by-products.
 Charlotte Packing Company, Charlotte. Meat packers.

MEDICINES.

- B-C Remedy Company, Durham. B-C for headaches.
 Bro-mal-gine Company, Goldsboro. Bro-mal-gine medicine.
 Capudine Chemical Company, Raleigh. Capudine, capu-sav.
 Creech Chemical Company, Smithfield. Proprietary medicine.
 F. S. Duffy Medicine Company, New Bern. Patent medicine.
 Hadley-Taylor Company, Greensboro. Drugs.
 W. L. Hand Medicine Company, Inc., Charlotte. Patent medicines, "Liv-o-lax" and "Elixir."
 Hood Brothers, Smithfield. Salve.
 Hornet's Nest Liniment Company, Charlotte. Liniment.
 Laboratory Peabody Drug Company, Durham. Drugs, etc.
 Person Remedy Company, Charlotte. Medicine.
 Smiley Cure Company, Wendell. Liniment and liver medicine.
 Sure Shot Remedy Company, Ayden. Stock remedies.

MEDICINES—*Continued.*

The Perry Drug Company, Winston-Salem. Proprietary medicines and flavoring extracts.
Vick Chemical Company, Greensboro. Vick's Vaporub.

MERCERIZED YARNS.

Southern Mercerizing Company, Tryon. Mercerized cotton yarns.
The Elmore Company, Spindale. Mercerizing yarns.

MICA.

Asheville Mica Company, Biltmore. Mica.
English Mica Company, Spruce Pine. Water-ground mica.
Fuller Mica Company, Newdale. Water-ground mica.
Greyrock Feldspar Company, Micaville. Mica.
New Era Mica Company, Penland. Mica.
The Tar Heel Mica Company, Plumtree. Mica and mica insulation.
D. T. Vance, Plumtree. Ground mica.

MILLS AND MILLSTONES. *See Grist Mills.*

MINERALS.

Bertha Mineral Company, Gastonia. Barium ores.

MIRRORS, GLASS, ART GLASS.

Ferd Ecker, High Point. Mirrors.
High Point Glass and Decorative Company, High Point. Art leaded stained glass memorial windows.
Piedmont Mirror Company, Lexington. Silvering mirror plates.
Pittsburg Plate-glass Company of Michigan, High Point. Mirrors, plate-glass, and paint.
O. W. Slane Glass Company, Statesville. Mirrors.

MOULDING. *See Building Material.*

MONUMENTS, MARBLE, AND STONE.

Bain-Kimball-Milane Company, Durham. Monuments.
Campbell-Warner Company, Raleigh. Monuments and memorials.
Carolina Granite Works, Charlotte. Monuments.
Charlotte Marble and Granite Works, Charlotte. Monuments, mausoleums.
Conner & Eagle, Statesville. Finishing monuments.
Dees Monument Works, Greenville. Monuments.
Denton Marble Works, Denton. Monuments.
Dunn Marble Works, Dunn. Monuments.
Durham Granite Company, Durham. Monuments, building stone.
East Carolina Marble Works, New Bern. Monuments.
Efrid Marble Works, Monroe. Monuments.
A. Gomez, Raleigh. Monuments.
Harris Granite Quarries Company, Salisbury. Crushed stone, granite blocks, rough and finished monumental stock.
Henderson Granite and Marble Works, Henderson. Monuments.
Hickory Marble and Granite Company, Hickory. Monuments.
John W. Knight & Son, Greensboro. Monuments and headstones.
Lemmerman & Huffman Granite Company, Mount Airy. Granite for buildings and mausoleums.
Lincoln Marble Works, Lincolnton. Monuments.
Meir & O'Neal, Wilmington. Monuments and headstones.
John J. Morton, Charlotte. Cut stone.
J. H. Neese Marble Yard, Greensboro. Monuments.

MONUMENTS, MARBLE, AND STONE—*Continued.*

- Piedmont Marble Company, Charlotte. Monuments.
 Pope & Tart, Dunn. Monuments.
 Queen City Marble and Granite Works, Charlotte. Granite, limestone, and marble for buildings.
 Reins Brothers, Lenoir. Monuments.
 Reins Brothers, North Wilkesboro. Tombstones and monuments.
 Rowe & Roach Company, Greensboro. Building stone and monuments.
 Salisbury Granite Corporation, Salisbury. Granite blocks.
 Southern Marble Works, Dunn. Monuments.
 The Carolina Cut Stone Company, Wilmington. Stone for concrete and building.
 The Felstone Company, Biltmore. Garden ornaments, trim stone for buildings.
 The Ideal Marble and Granite Company, Winston-Salem. Monuments, building material.
 J. A. Wall & Sons, Winston-Salem. Monuments and tombstones.
 J. E. Wilson Marble and Granite Works, Mount Airy. Monuments and tombstones.

OFFICE FURNITURE.

- Morrison Manufacturing Company, Statesville. Bank, office, and store fixtures.
 Statesville Showcase Company, Statesville. Store, office, and bank fixtures.
 H. M. Wade Manufacturing Company, Charlotte. Bank, store, and office fixtures.

OIL. *See, also, Cottonseed Products and Fish Scrap.*

- Astyptodyne Chemical Company, Wilmington. Astyptodyne healing oil.
 Cotton Oil and Ginning Company, Scotland Neck. Vegetable oils and by-products.
 Spirittine Chemical Company, Wilmington. Spirittine pine oils, creosotes, disinfecting oils, wood preservers.
 Swift & Company Refinery, Charlotte. Refining oil, lard substitute.

OPTICAL GOODS.

- B. W. Fassett, Durham. Edged lenses.
 Dr. S. Rapport, Durham. Edging lenses and fitting in frames.
 Southerland-Helms Company, Charlotte. Wholesale and manufacturing optician.
 Dr. Robert N. Walker, Winston-Salem. Lenses.

OVERALLS *See Clothing.*

PAINT.

- Atlantic Paint and Varnish Works, Wilmington. Paints.
 Pittsburg Plate-glass Company of Michigan, High Point. Mirrors, plate-glass, and paint.

PANTS. *See Clothing.*

PAPER.

- The Champion Fiber Company, Canton. Pulp, paper, tannic extract, bleach, caustic, and by-products.

PAPER CUTTERS.

- Nelson Vertical Paper Cutter Company, Littleton. Vertical ball-bearing paper cutters and twine holders.

PEANUTS.

Clark Peanut Company, Plymouth. Peanuts.
 Farmers Peanut Company, Edenton. Peanuts and fertilizers.
 Lance Packing Company, Charlotte. Peanut products and candies.
 The Columbian Peanut Company, Ahoskie. Peanuts, cleaned and shelled.
 The Columbian Peanut Company, Enfield. Peanuts, cleaned and shelled.
 The Columbian Peanut Company, Lewiston. Peanuts, cleaned and shelled.
 The Columbian Peanut Company, Tarboro. Peanuts, cleaned and shelled.
 The Edenton Peanut Company, Edenton. Cleaners, shellers, and wholesale dealers in peanuts.

PHOTO ENGRAVERS.

Bierman Engraving Company, Charlotte. Photo-engraving and commercial art work.
 Carolina Engraving Company, Charlotte. Photo-engraving, etching, etc.

PICKER STICKS.

POTTERY.

J. C. Broome, Monroe. Jars, jugs, pitchers, flower pots, etc.
 Catawba Pottery Company, Vale, R. 4. Crocks, jars, etc.
 Hilton Pottery Company, Hickory. Special pottery.
 Old Jugtown Pottery Company, Newton, R. 1. Stoneware, jugs, flower pots, etc.
 William Penland, Candler. Pottery, crocks, etc.
 The Kennedy Pottery, Wilkesboro. Stoneware and flower pots.

PRINTERS AND PUBLISHERS.

Alamance Gleaner, Graham. Newspaper and job printing.
 Albemarle Observer, Edenton. Newspaper and job work.
 A. M. E. Zion Publishing House, Charlotte. Printing.
 Asheville Printing and Engraving Company, Asheville. Job printing.
 Ayden Free Will Baptist Printing Company, Ayden. Printed products.
 Barber-Hall Printing Company, High Point. Commercial printing.
 Barber Printing Company, Inc., Winston-Salem. Commercial printing.
 Barrett's Printing House, Wilson. Job printing.
 Beaty & Lassiter Printing Company, Smithfield. Newspaper.
 Beaufort News, Beaufort. Newspaper and job printing.
 Brady Printing Company, Statesville. Printing.
 Capital Printing Company, Raleigh. Printing.
 Carolina Printing and Stamp Company, Wilmington. Job printing, rubber stamps.
 Christian & King Printing Company, Durham. Job printing.
 Clay Printing Company, Hickory. Job printing, publish *Hickory Daily Record*.
 Clayton & Son, Tarboro. Job printing.
 Cole Printing Company, Sanford. Job printing.
 Commercial Printery, Shelby. Commercial printing.
 Commercial Printing Company, Raleigh. Job printing.
 Commercial Printing Company, Wilmington. Job printing.
 Commercial Printing Company, Inc., Winston-Salem. Commercial printing.
 Concord Job Printery, Concord. Commercial printing.
 Danbury Reporter, Danbury. Newspaper and job printing.
 Diamond Printing Company, Fayetteville. Job printing.
 Dooley Printing Company, Charlotte. Printing.
 Owen G. Dunn, New Bern. Commercial printing.

PRINTERS AND PUBLISHERS—*Continued.*

- Edwards & Broughton Printing Company, Raleigh. Printing, binding, and engraving.
- Edwards Printing Company, Burnsville. Job printing.
- W. H. Fisher Company, Greensboro. General job printing.
- Freeman Printing Company, Lumberton. Job printing.
- Gazette Printing Company, Leaksville. Job printing and publishing paper.
- P. D. Gold Publishing Company, Wilson. Job printing.
- Golden Rule Press, Greensboro. Printing.
- Greensboro Printing Company, Greensboro. Printing.
- Groves Printing Company, Asheville. Job printing.
- Harrell's Printing House, Weldon. Job printing.
- Harris Printing and Advertising Company, Wilmington. Commercial printing and engraving.
- Harris Printing Company, Asheville. General job work.
- Harrison Printing Company, Greensboro. Book and job printing.
- Herald Publishing House, Kings Mountain. Printing.
- Hertford Herald, Hertford. Newspaper and job printing.
- Hickory Printing Company, Hickory. Commercial printing.
- Hustler Publishing Company, North Wilkesboro. Newspaper and job work.
- Jackson & Bell Company, Wilmington. Commercial and railroad printing.
- Job Printing Office, Winston-Salem. Job printing.
- Jones-Stone Printing Company, Henderson. Job printing.
- McDowell Publishing Company, Marion. Publishers and job printing.
- McGuire's Printing Office, Brookside. Job printing.
- Medearis Stamp and Printing Company, Winston-Salem. Job printing and rubber stamps.
- Messenger Job Print, Rural Hall. Job printing.
- Miller Press, Asheville. Directories, magazines, and books.
- Mitchell Printing Company, Raleigh. General printing and bookbinding.
- Moore County News, Carthage. Newspaper and job printing.
- Mount Airy News, Mount Airy. Printing and publishing, job printing.
- Observer Printing House, Charlotte. Printing and binding, poster printers.
- Office Supply and Equipment Company, Charlotte. Printing.
- Orgen Printing Company, Raleigh. Job printing.
- Oxford Manufacturing Company, Oxford. Printing and stamping on metal, wood, and paper.
- Pamlico Printing Company, Washington. Commercial printing.
- Peeler's Printery, Salisbury. Commercial printing.
- Polk County News, Tryon. Newspaper and job printing.
- Post-Dispatch, Rockingham. Newspaper and job printing.
- Pound & Moore Company, Charlotte. Printing.
- Queen City Printing Company, Charlotte. Job printing.
- R. F. Reynolds, Walnut Cove. Job printing.
- Richardson Printing Company, New Bern. Job printing.
- Saturday Record, Wilmington. Newspaper and job printing.
- W. O. Saunders, Elizabeth City. Newspaper and job printing.
- Seaman Printery, Durham. Printing and blank books.
- Scoggin Printing Company, Inc., Winston-Salem. Printing.
- Southern Printing Company, Charlotte. Commercial printing.
- Stamey Printing House, High Point. Printing and newspaper.
- Stewart Printing House, Winston-Salem. Blank books, pamphlets, office stationery.
- Joseph J. Stone & Company, Greensboro. Commercial printing.
- The Davie Record Mocksville. Printing.

PRINTERS AND PUBLISHERS—*Continued.*

- The Graphic, Nashville. Newspaper and job printing.
 The Hunnycutt Printing Company, Charlotte. Job printing.
 The Inland Press, Asheville. Job printing.
 The Montgomerian, Troy. Newspaper and job printing.
 The Robesonian, Lumberton. Newspaper and job printing.
 The Union Labor Record, Wilmington. Newspaper and books.
 The Watchman Printing Office, Salisbury. Job printing.
 Union Republican Publishing Company, Winston-Salem. Newspaper and commercial job printing.
 Washburn Printing Company, Charlotte. Commercial printing.
 Weldon Printing Company, Weldon. Book and job printing.
 Western Newspaper Union, Charlotte. Newspaper service, wholesale paper.
 Whiteside Printing Company, Asheville. Job printing.
 Wilmington Printing Company, Wilmington. Commercial printing.
 Winston Printing Company, Winston-Salem. Job printing, lithographing.
 E. A. Woodell, Greensboro. Letterheads, envelopes, billheads, circulars.
 Yadkin Ripple, Yadkinville. Newspaper and job printing.

PUMPS.

- Moffatt Machinery Manufacturing Company, Charlotte. Elevators and pumps.

REPAIRING. *See, also, Founders and Machinists; Garages.*

- Beaufort Machine Shop, Beaufort. Repair shop.
 B. G. Harker Cycle Company, New Bern. Bicycle repair shop.
 Mann's Repair Shop, Newport. Repair shop.
 A. R. Mills Repair Shop, Harrisburg. Repair shop.
 Troy Machine Works, Burlington. Repair shop.
 Blount Manufacturing Company, Williamston. General repair work.

ROOFING. *See Tanners.*

SAILS.

- Munden & Alexander, Elizabeth City. Awnings, tents, and sails.

SAND.

- Valentine & Company, Hendersonville. Crushed stone and sand.

SASH. *See Building Material.*

SAUSAGE.

- J. A. Baker Packing Company, Asheville. Sausage specialties and packing house by-products.
 Webb Sausage Mill, Charlotte. Sausage.

SHEET METAL. *See Tanners.*SHINGLES. *See Building Material.*SHIRTS. *See Clothing.*

SIGNS.

- Wentz Sign Company, Charlotte. Signs.

SHOE CLEANER.

- The Nu-Shine Company, Reidsville. Shoe and leather dressings.

SHOW CASES. *See Office Furniture.*

SLAUGHTER AND TANKAGE.**STAMPS.**

Carolina Printing and Stamp Company, Wilmington. Job printing, rubber stamps.

Medearis Stamp and Printing Company, Winston-Salem. Job printing and rubber stamps.

STAVES. *See Coopers.*

STONE CUTTERS. *See Monuments and Tombstones.*

STOVES. *See Foundries and Machinists.*

STRUCTURAL STEEL. *See Foundries and Machinists.*

SUSPENDERS. *See Clothing.*

TABLES.

Albemarle Cabinet Company, Albemarle. Mantels, library tables, and job work.

B. A. Harry, Grover. Mill supplies, kitchen tables, general shop repairs.

TALC.

Georgia Talc Company, Asheville. Talc pencils and powdered talc.

N. C. Talc and Mining Company, Hewitts. Crushed stone, talc, and lumber.

TALLOW.

Asheville Packing Company, Asheville. Fertilizer, tallow.

TENTS.

Munden & Alexander, Elizabeth City. Awnings, tents, and sails.

TERRA-COTTA.

Pomona Terra-Cotta Company, Pomona. Sewer pipe, culvert pipe, drain tile, and flue.

TILE.

L. V. Arrowood, Shelby. Cement blocks and road tile.

Cement Products Company, Wilmington. Concrete products, such as culverts, building tile, etc.

Moss Planing Mill, Washington. Brick and tile.

Oriental Concrete Works, Oriental. Farm drain tile, culvert pipe, etc.

Pamlico Brick and Tile Company, Washington. Brick and tile.

TINNERS.

W. C. Adkins, Raleigh. Sheet metal work.

Boonville Flue Company, Boonville. Tobacco flues.

Bowden's Tin Shop, Raleigh. Roofers, tin work.

Budd-Piper Roofing Company, Durham. Skylights, ventilators.

Coxe-Bennett Lumber Company, Wadesboro. Roofers.

C. E. Croon, Goldsboro. Barn flues.

W. K. Dennis Roofing and Heating Company, Durham. Sheet metal workers.

G. R. Dixon, Rocky Mount. Tobacco flues.

Hall Flue Manufacturing Company, Hallsboro. Tobacco flues.

J. V. Helsel, Hendersonville. Gutters, skylight, etc.

J. P. Hunt Flue Factory, Oxford. Tobacco flues.

Hurdle's Factory, Milton. Tobacco flues.

TINNERS—*Continued.*

- F. B. Ingold, Hickory. Sheet metal manufacturers.
 T. P. Johnson & Company, Asheville. Roofing and all kinds of sheet metal work.
 G. J. Key, Ararat. Tobacco flues.
 King Manufacturing Company, Sanford. Sheet metal workers.
 J. E. Lane, Rocky Mount. Flues and tin work.
 E. J. Latta Roofing Company, Durham. Roofing and metal work.
 L. H. Longmire, Creedmoor. Tobacco flues.
 J. N. McCausland & Company, Charlotte. Sheet metal work.
 McMillan Metal Works, Fayetteville. Sheet metal workers, roofing, guttering.
 M. N. Parrish's Tin Shop, Henderson. Furnace and stove pipes.
 Piedmont Metal Roofing Company, Dallas. Tin shingles.
 J. F. Price, Clayton. Roofers and bills.
 Raleigh Roofing and Cornice Company, Inc., Raleigh. Skylights, gutters, ventilators.
 C. D. Ray, Oxford. Roofers.
 Statesville Tin Company, Statesville. Tobacco flues, well buckets.
 The S. B. Parker Company, New Bern. Steel metal products.
 Walker & Carnegie, New Bern. Roofing.
 E. R. Waller Company, Kinston. Cornices, tobacco flues, roofing.
 Wood Hardware Company, LaGrange. Tobacco flues.
 Worthington Brothers, Ayden. Metal working.

TIRES AND TUBES.

- Hanes Rubber Company, Winston-Salem. Tires.
 McClaren Rubber Company, Charlotte. Automobile facings and tubes.
 Paul Rubber Company, Salisbury. Automobile tires.

TIRE REPAIR. *See, also, Garages.*

- C. S. Burnett's Tire Station, Wilmington. Repair work.
 Haden's Tire Service, Salisbury. Repairing automobile tires.
 Shaw Tire Company, Charlotte. Tire repairs.
 U-Nite Rubber Company, New Bern. Vulcanizing.

TOBACCO (REHANDLED AND REDRIED).

- W. A. Adams Company, Oxford. Redried leaf tobacco.
 Export Leaf Tobacco Company, Greenville. Rehandling leaf tobacco.
 E. B. Fisklen Tobacco Company, Inc., Greenville. Redrying of tobacco.
 W. B. Henry Company, Durham. Dealers in leaf tobacco.

TOBACCO FLUES. *See Tanners.*

TOBACCO TRUCKS.

- Hardy & Newsom, LaGrange. Little Giant bean harvesters and tobacco trucks.
 W. A. Tillman's Repair Shop, Kinston. Wagons, carts, tobacco, trucks, truck bodies.
 G. W. Watres, Pactolus. Tobacco trucks.

TOOLS. *See Foundries and Machinists.*

TRUCKS AND BODIES.

- Charlotte Wagon and Auto Company, Charlotte. Truck bodies, painting, and repair work.

TRUCKS AND BODIES—*Continued.*

- Corbitt Motor Truck Company, Henderson. Motor trucks.
 Ford Body Company, Greensboro. Truck and bus bodies.
 Ford Motor Company, Charlotte. Ford cars, trucks, Fordson tractors, Lincoln cars.
 Gooch's Machine Shop, Oxford. Warehouse trucks, garage, and auto repairing.
 Hackney Brothers, Inc., Wilson. Buggies, truck bodies.
 McRary & Son, Asheville. Truck bodies and general repairs.
 Mount Airy Buggy and Auto Company, Mount Airy. Buggies, truck bodies, and carts.
 Oxford Body Company, Oxford. Truck bodies.
 Richardson Manufacturing Company, Sparta. Lumber, handles, spokes, truck and wagon bodies.
 Riverside Iron Works, New Bern. Machinery repairs, smokestacks, bodies built.
 Talton Manufacturing Company, Durham. Truck bodies and corn meal.
 W. A. Tillman's Repair Shop, Kinston. Wagons, carts, tobacco trucks, truck bodies.
 Winston Vehicle Company, Winston-Salem. Bus bodies and truck bodies.

TURPENTINE.

- C. S. Royal, Salemburg. Turpentine distilled.
 The Council Tool Company, Wananish. Hoes, bush axes, turpentine tools, agricultural tools.

VAGINAL CONES.

- The Stopzit Company, Charlotte. Stopzit Vagicones, Perfecto Vaginal Cones.

VEHICLES AND PARTS.

- J. Bolick Sons Company, Conover. Buggies, bodies, etc.
 C. J. Carroll, Turkey. Wagon and carts.
 Charlotte Wagon and Auto Company, Charlotte. Truck bodies, painting, and repair work.
 E. S. Dail's Shop, Windsor. Farm carts, buggies, repairs.
 Elizabeth City Buggy Company, Elizabeth City. Buggies and repairs.
 Enterprise Carriage Company, Tarboro. Buggies and repairing.
 John W. Evans's Sons, Raleigh. Spring wagons, repair and paint autos.
 John Flanagan Buggy Company, Greenville. Buggies.
 Gorman Wheel Company, Oxford. Vehicle wheels.
 Hackney Brothers, Inc., Wilson. Buggies, truck bodies.
 High Point Buggy Company, High Point. Buggies.
 Hobbs' Repair Works, Hobbsville. Carts and wheels.
 Hollowell's Shop, Hobbsville. Carts and wheels.
 C. F. Lassiter's Shop, Gatesville. Carts, wheels, and wagons.
 Louisburg Wagon Company, Louisburg. Repair wagons and carts.
 Mount Airy Buggy and Auto Company, Mount Airy. Buggies, truck bodies, and carts.
 George E. Nissen & Company, Winston-Salem. Farm wagons.
 S. J. Nissen Company, Winston-Salem. Wagons.
 Oxford Buggy Company, Oxford. Buggies, surreys, etc.
 C. R. Overton, Powellsville. Carts, wagons, and general repairs.
 Parker's Wagon Shop, Kelford. Carts, wagons, farm implements.
 Pinland's Shop, Gates. Wagons and carts.
 Richardson Manufacturing Company, Sparta. Lumber, handles, spokes, truck and wagon bodies.

VEHICLES AND PARTS—*Continued.*

Southern Auto and Wagon Company, Charlotte. Commercial bodies and wagons.

J. C. Spach Wagon Works, Winston-Salem. Farm wagons.

Spring Steel Wheel Company, Conover. Wheels.

Taylor-Cannady Buggy Company, Oxford. Buggies, upholstering autos.

W. A. Tillman's Repair Shop, Kinston. Wagons, carts, tobacco trucks, truck bodies.

Winston Vehicle Company, Winston-Salem. Bus bodies and truck bodies.

Winton Manufacturing Company, Winton. Cart wheels, general repairing.

Woodhouse Brothers, Boonville. Buggies and repair work.

VENEERS.

Armfield Veneer Company, Statesville. Commercial veneers.

Cleveland Manufacturing Company, Cleveland. Rotary-cut veneer.

Consolidated Veneer and Panel Company, High Point. Veneers and built-up wood.

Elkin Veneer Manufacturing Company, Elkin. Veneers, lumber, and packages.

Empire Manufacturing Company, Goldsboro. Lumber and veneer products.

Foreman-Derrickson Veneer Company, Elizabeth City. Fruit and truck packages and veneers.

Gunn Veneer and Lumber Company, Sanford. Drawer bottoms for furniture, and truck stock.

Hayworth Roll and Panel Company, High Point. Built up stock veneers.

Hill Veneer Company, High Point. Veneer and panels.

Hudson Veneer Company, Lenoir. Rotary veneers.

Kennedy Veneer Company, Statesville. Single-ply veneer for furniture trade.

Linwood Manufacturing Company, Linwood. Veneer.

Maxton Manufacturing Company, Maxton. Veneers.

Neuse Veneer Box Company, New Bern. Veneer panels and box shooks.

North State Veneer Company, Thomasville. Veneers.

Rankin & Brown Company, Fayetteville. Plywood.

Red Gum Veneer Company, Tarboro. Furniture veneers, interior trim, etc.

Revolution Veneer and Panel Company, High Point. Plywood tops, fronts, panels.

Rural Hall Veneer Company, Rural Hall. Thin veneer lumber.

Sheppard Veneer Company, Winston-Salem. Veneer.

Southern Box and Lumber Company, Wilmington. Veneers and panels.

Southern Veneer Company, Rutherfordton. Veneers.

Southern Veneer Company, Thomasville. Veneer and panels.

Utility Manufacturing Company, Inc., Goldsboro. Veneer shooks.

Wilkes Veneer Company, Edenton. Rotary-cut veneer.

Wilts Veneer Company, Plymouth. Veneer, box shooks.

VIOLINS.

Allen M. Roberts, Southern Pines. Violins.

WINDOW SHADES.

Cunningham Springless Shade Company, Greensboro. Window shades.

WOOD PULP.

The Champion Fibre Company, Canton. Wood pulp, paper.

YARN. *See, also, Mercerized Yarns and Cotton Mills.*

Barber Manufacturing Company, Charlotte. Woven narrow fabrics.

INDEX

Department personnel	ii
Letter of transmittal	iii-v
North Carolina, Land of opportunity and achievement.....	vii-xi
Contents	xiii
 CHAPTER I—COTTON, CORDAGE, SILK, AND WOOLEN MILLS.	
Summary cotton mills.....	1-2
Comparative table of cotton spindles.....	3
Table No. 1—Mills by counties, officers, capital stock, etc.....	4-19
Table No. 2—Mills, articles manufactured, equipment, etc.....	20-35
Table No. 3—Number employees, hours, wages, etc.....	36-51
Table No. 4—Spindles, raw cotton and linters consumed and held in U. S.....	52-54
Cordage mills—Summary	55
Silk mills—Summary	55
Woolen mills—Summary	55
Cordage mills—Tables	56-57
Silk mills—Tables	58-59
Woolen mills—Tables	60-63
 CHAPTER II—KNITTING MILLS.	
Introduction and summary.....	65
Table No. 1—Mills by counties, capital stock, officers, etc.....	66-71
Table No. 2—Mills, goods manufactured, equipment, etc.....	72-77
Table No. 3—Number employees, hours, wages, etc.....	78-83
 CHAPTER III—FURNITURE FACTORIES.	
Introduction and summary.....	85
Table No. 1—Factories by counties, officers, capital stock articles manufactured, etc.	86-89
Table No. 2—Value of plant, output, employees, hours, etc.....	90-93
Table No. 3—Amount paid employees, etc.....	94-97
 CHAPTER IV—TOBACCO MANUFACTURES.	
Introduction and summary	99
Table No. 1—Factories, officers, articles manufactured, capital, etc.	100-101
Table No. 2—Value plants, output, pay-roll, etc.....	102
Table No. 3—Literacy of employees, wages paid, etc.....	103
 CHAPTER V—MISCELLANEOUS FACTORIES.	
Introduction and summary	105
Table No. 1—Factories by counties, officers, articles manufac- tured, capital stock, etc.....	106-175
Table No. 2—Value of plant, yearly output, number employees, yearly pay-roll, etc.	176-229
Table No. 3—Literacy of employees, wages paid, etc.....	230-283

CHAPTER VI—MINES AND MINING.

Introduction and summary.....	284
Table No. 2—Mineral producing counties and their leading producing counties	285

CHAPTER VI.

Table No. 2—Mineral producing counties and their leading mineral products	285-286
Table No. 3—Mineral production in North Carolina in 1921.....	286
Mineral producers in North Carolina, 1923.....	287-288
Accidents in mines.....	289-290

CHAPTER VII.

Waterpowers	292-312
-------------------	---------

CHAPTER VIII—FISHERIES AND FISHING.

Introduction and summary.....	314
Approximate length and width of sounds and rivers of North Carolina which are navigable.....	315
Catch of fish for 1923 and 1924, by species.....	316-318

CHAPTER IX—FARMS AND FARM LABOR.

Introduction	319
North Carolina farm census 1924.....	320-323
Average yield per acre, 1924 crops.....	324-325
Tobacco warehouse sales report.....	326-327
Average prices received by producers.....	328
Pounds fertilizer used per fertilized acre.....	329
Price list of farm products.....	329-330
Prices of products bought by farmers.....	330
Percentage of total cultivated acres planted to the various farm crops in North Carolina counties.....	331-334
When crops are planted in North Carolina.....	335
Months crops are harvested.....	335-336
Wages of male farm labor in North Carolina.....	336-337

CHAPTER X—PUBLIC EMPLOYMENT SERVICE.

Introduction and summary	339-340
Table 1—summary by local placement offices.....	341
Table 2—Placements for year.....	342
Wages	343
Average wages factory employees.....	344
Bureau of labor for the Deaf.....	345-354

CHAPTER XI—NEWSPAPERS AND PERIODICALS.

Introduction and summary	355-356
Table No. 1—List of papers.....	357-365
Table No. 2—Day of publication, class of paper, circulation, etc.....	366-374
Table No. 3—Value of plant, number employees, wages, etc.....	375-384

CHAPTER XII—STATE PRINTING.

Introduction	385-386
Summary of State printing.....	387
State printing paid from State general fund.....	387-388
Printing paid from departmental or institutional appropriations	389
Printing of Supreme Court Reports (Current).....	389
Paper account	390

APPENDIX.

Classification of industries.....	391-436
-----------------------------------	---------

