


RC  
445  
N7A2  
1914

UC-NRLF  
  
#B 191 041



EX LIBRIS

---

---

**R** E P O R T O F T H E S P E C I A L  
C O M M I S S I O N E R O N  
T H E A L I E N I N S A N E I N T H E  
C I V I L H O S P I T A L S O F N E W  
Y O R K S T A T E

---

---

Digitized by the Internet Archive  
in 2007 with funding from  
Microsoft Corporation



# REPORT

ON THE

## Alien Insane in the Civil Hospitals

OF

NEW YORK STATE

SUBMITTED TO HIS EXCELLENCY, HONORABLE MARTIN H. GLYNN,  
GOVERNOR OF THE STATE OF NEW YORK,  
JANUARY 23, 1914

BY

SPENCER L. DAWES, M.D.

Special Commissioner on the Alien Insane

---

LEWIS R. PARKER,  
CHARLES A. DOOLITTLE, JR.  
Counsel

ALBANY  
J. B. LYON COMPANY, PRINTERS  
1914

REC-15  
N7 A2  
09.19

BIOLOGY  
LIBRARY

70 VIRU  
ADROGILLO

# REPORT ON THE ALIEN INSANE IN THE CIVIL HOSPITALS OF NEW YORK STATE

---

*To His Excellency, Honorable Martin H. Glynn, Governor of the  
State of New York:*

The following study, made by direction of Hon. John A. Dix, former governor of the State of New York, deals with one important part of the general problem of lessening the burden of insanity in our commonwealth, namely, the problem of the alien insane, and is based upon:

1. Public hearings at the State hospitals for the care of the insane.

2. Public hearings in the cities of Albany and New York, at which hearings were examined hospital superintendents, representatives of charitable organizations, private citizens, the chief examiner of the Bureau of Deportation and his assistants, the representatives of the various steamship companies which bring immigrants to this country, and representatives of foreign governments.

3. Statistics of the nativity and citizenship of every patient in our State hospitals obtained from a special census taken September 30, 1912.

4. Investigation with reference to the following topics:

I. Provision for and cost of maintenance of the insane in the State of New York.

II. Increase of insane patients in the State hospitals compared with increase in general population.

III. Nativity and citizenship of the insane in the State hospitals.

IV. Nativity, parentage and citizenship of admissions to the State hospitals.

V. Nativity and parentage of the insane and of the population in New York State.

VI. Nativity, parentage and insanity in New York State and the United States.

VII. Time of aliens in United States before admission to the State hospitals.

VIII. Cost of caring for the alien insane.

IX. Some of the causes of existing conditions.

X. Eugenic effects.

XI. Attitude of other states.

XII. Suggestions received.

This commission was appointed to examine into the questions relating to the alien insane in the civil hospitals of the State of New York, in order to ascertain existing conditions, the causes thereof and to suggest remedies therefor.

While these problems of the alien insane are intimately connected with immigration it should be clearly borne in mind that the general subject of immigration is entirely without the province of this investigation.

The great benefits which this country has derived from immigration, the relation of immigration to social, industrial, economic and other problems and to phases of the public health other than the prevalence of mental diseases and kindred topics are not embraced within the scope of this inquiry.

The results of the investigation of the above mentioned topics are as follows:

---

## I. PROVISION FOR AND COST OF MAINTENANCE OF THE INSANE IN THE STATE OF NEW YORK

The State of New York maintains sixteen hospitals of which fourteen, under the general management of the State Hospital Commission, are devoted exclusively to the care of the civil insane and two, under the control of the State Superintendent of Prisons, to the care of the criminal insane.

The valuation of the lands and buildings of the civil hospitals as appraised by the State Comptroller (Mohansic excepted) during the years 1911-12 and the personal property of these institutions, as estimated by the several superintendents in their reports of September 30, 1912, together with the number of patients under treatment on September 30, 1912, are shown in the following tables.



## Civil Hospitals

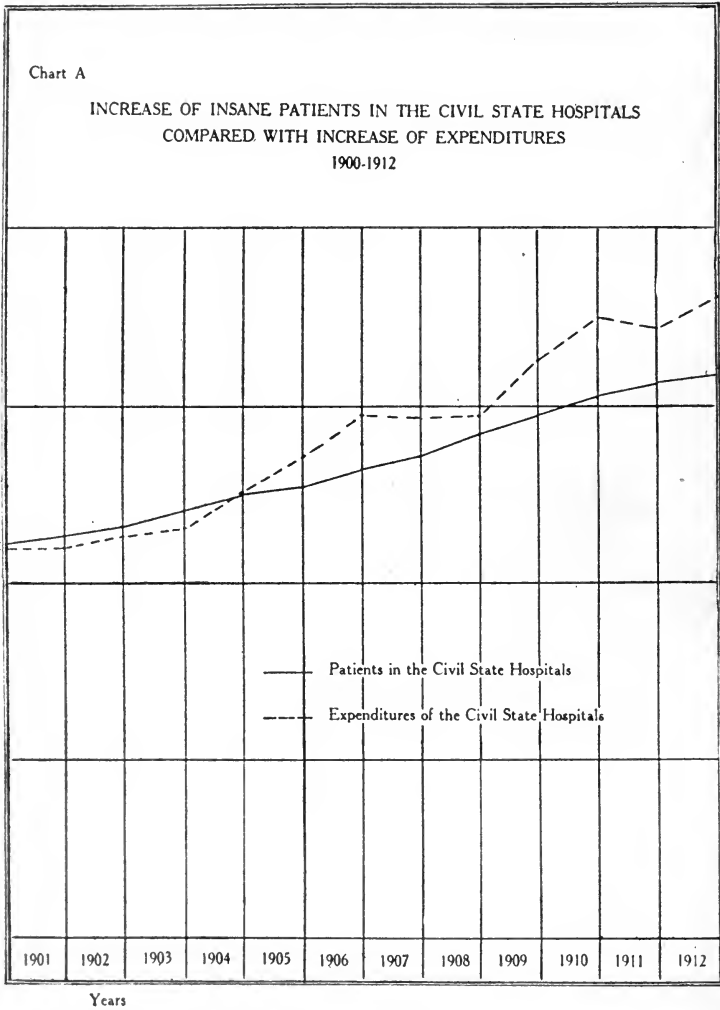
STATE HOSPITAL	Number of patients	Value of real estate	Value of personal property
Utica.....	1,573	\$1,663,300	\$166,000
Willard.....	2,381	2,166,900	220,000
Hudson River.....	3,087	3,253,425	418,855
Middletown.....	2,020	1,682,300	135,000
Buffalo.....	2,025	3,030,100	120,000
Binghamton.....	2,327	2,675,956	300,000
St. Lawrence.....	1,988	2,910,000	159,710
Rochester.....	1,498	913,700	55,985
Gowanda.....	1,104	983,250	165,500
Mohansic.....	51	*169,155	33,937
Kings Park.....	3,815	3,423,900	282,260
Long Island.....	747	698,500	85,000
Manhattan.....	4,570	4,446,150	340,660
Central Islip.....	4,438	3,077,905	204,002
Total.....	31,624	\$31,094,541	\$2,686,909

\* As estimated by superintendent.

During the period from 1900 to 1912 the expenditures for additions and betterments to the various civil hospitals and for the maintenance of the insane were as follows:

## Expenditures of the Fourteen Civil Hospitals, 1900-1912

YEAR	For maintenance	For new buildings, additional land, improvements, etc.
1900.....	\$3,766,615 49	\$612,014 72
1901.....	3,558,407 84	819,389 81
1902.....	3,722,346 55	807,431 87
1903.....	4,104,689 23	631,945 17
1904.....	4,402,380 32	670,651 19
1905.....	4,593,477 63	838,500 50
1906.....	4,769,343 68	793,877 84
1907.....	4,948,809 72	917,994 32
1908.....	5,100,890 11	803,761 44
1909.....	5,509,764 13	992,753 62
1910.....	5,659,942 76	1,320,658 95
1911.....	5,718,618 43	1,114,366 87
1912.....	6,240,882 01	955,887 56



During the year ending September 30, 1912, alone, the cost to the State of New York for actual maintenance of the patients in its fourteen civil hospitals was \$6,240,882.01; for new buildings, additional lands, repairs, improvements, etc., \$955,887.56, and for general administration, including inspection, deportation of aliens and scientific research, \$163,766.86, making the huge total of \$7,360,536.43.

The enormous increase in annual expenditures shown in detail in the foregoing table was necessitated not alone by reason of the gradual rise in the cost of attendance and provisions in recent years, but also because the insane cared for in the State hospitals have increased.

## II. INCREASE OF INSANE PATIENTS IN THE STATE HOSPITALS COMPARED WITH INCREASE IN GENERAL POPULATION

The total population of the State of New York, as given by the Federal Census Bureau was:

In 1890 —	6,003,174		
In 1900 —	7,268,894.....	Per cent of increase	21.1
In 1910 —	9,113,614.....	Per cent of increase	25.4
In 1912 —	*9,592,258.....	Per cent of increase	5.3
	Total (1890-1912)...	Per cent of increase	59.8

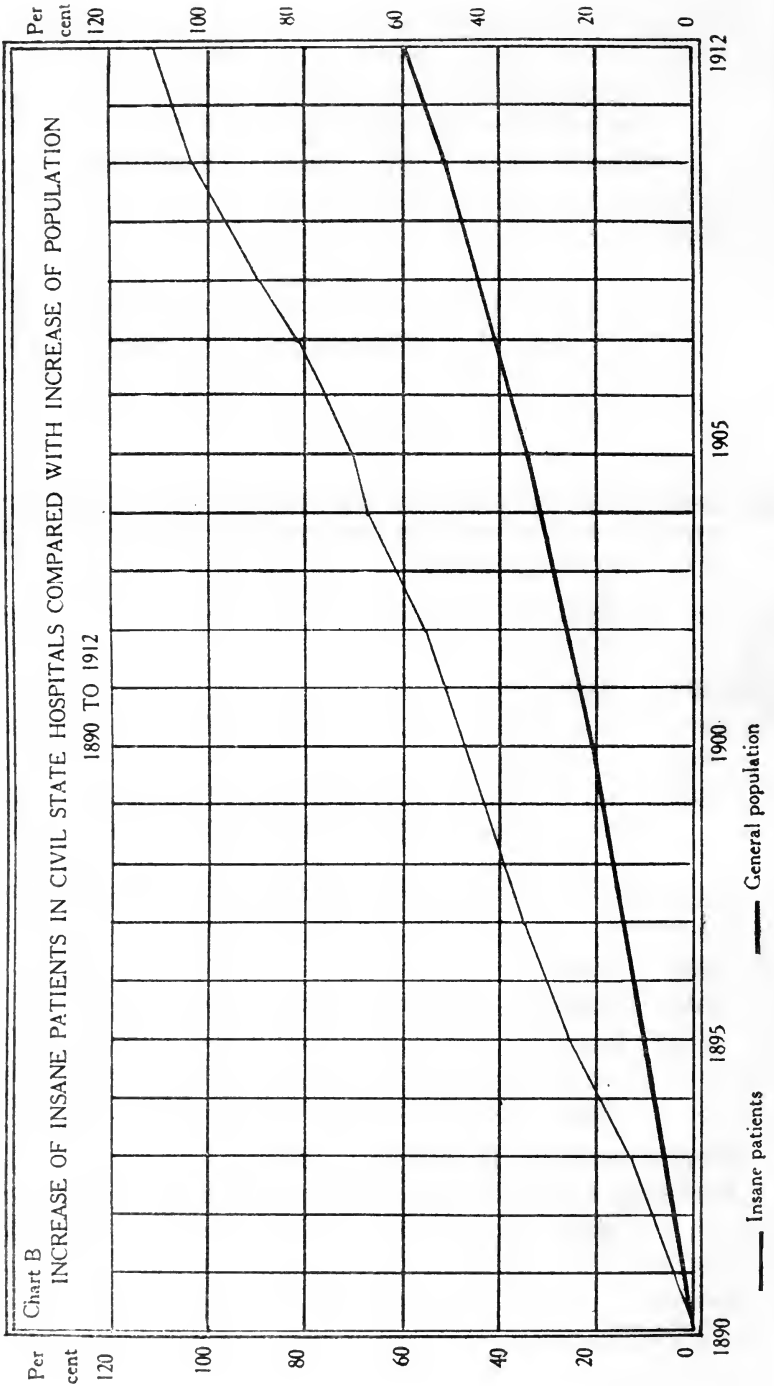
The insane in civil hospitals of New York State for the same period were:

In 1890 —	14,952		
In 1900 —	22,088.....	Per cent of increase of insane	47.7
In 1910 —	30,445.....	Per cent of increase of insane	37.8
In 1912 —	31,624.....	Per cent of increase of insane	3.9
	Total.....	Per cent of increase of insane	111.5

Chart B shows the foregoing graphically.

The insane cared for in the civil hospitals have increased proportionately much more rapidly than has the general population of the State. This is readily apparent from the foregoing comparisons.

\*Estimated.



Taking the whole period from 1890 to 1912 into consideration, we find that the increase in insane population in the hospitals was 111.5 per cent, compared with 59.8 per cent in the general population of the State of New York. The State census of 1905 gave the population of the State as 8,067,308. The insane patients in the civil State hospitals in the same year numbered 25,518. Comparing these numbers with those for 1912, we find that the increase in general population has been 18.9 per cent, and in insane population, 23.9 per cent.

The ratio of insane in the civil hospitals of New York State to the population of the State shows that

In 1890 there were 249 insane for each 100,000 of population.

In 1900 there were 304 insane for each 100,000 of population.

In 1910 there were 334 insane for each 100,000 of population.

In 1912 (estimated) 329.7 insane for each 100,000 of population.

If we include in the calculation all the insane in New York State in State hospitals and private institutions together with the criminal insane we have the following:

In 1890 there were 266.6 insane for each 100,000 of population.

In 1900 there were 327.1 insane for each 100,000 of population.

In 1910 there were 358.3 insane for each 100,000 of population.

In 1912 (estimated) 354.2 insane for each 100,000 of population.

It is however but fair to state that it is believed that a more stable ratio of the insane to the population is becoming general as decreases in ratio have been observed in several states while in others for a number of years the increase has become much less marked.

On September 30, 1913, the total number of insane in the New York civil hospitals was 32,599, which was 975 more than the total hospital population of September 30, 1912. The per cent of increase from 1910 to 1912 was 3.9; the per cent of increase from 1912 to 1913 was 3.08.

This ratio of increase of the insane in the State hospitals, since

1905, and particularly in 1912, has doubtless been largely decreased by the activity of the State Board of Alienists (now the Bureau of Deportation under the State Hospital Commission) in deporting and repatriating the alien insane and in returning to their homes in other states the nonresident insane.

The following table shows the work of this board since 1904:

**Number of Aliens Deported and Repatriated and Nonresidents Returned, 1905-1912**

	1905	1906	1907	1908	1909	1910	1911	1912	Total
<i>Aliens returned to other countries:</i>									
Deported by the U. S. immigration service.....	112	149	222	284	394	399	345	419	2,324
Repatriated at the expense of State.....	2	6	20	25	30	95	204	474	856
Repatriated at the expense of friends.....	16	14	28	64	65	119	235	278	819
Total.....	130	169	270	373	489	613	784	1,171	3,999
<i>Nonresidents returned to other States:</i>									
At expense of State.....	28	5	23	36	40	85	151	295	663
At expense of friends.....	12	18	29	60	46	166	191	287	809
Total.....	40	23	52	96	86	251	342	582	1,472
Total aliens deported and repatriated and nonresidents returned.....	170	192	322	469	575	864	1,126	1,753	5,471

Thus through the work of the State Board of Alienists during the years from 1905 to 1912, 3,999 insane aliens were deported or repatriated to other countries and 1,472 insane nonresidents returned to their homes in other states; a total of 5,471 insane persons removed from the State. In addition to these during the years 1905-08, inclusive, the State Commission in Lunacy (now the State Hospital Commission), removed from the State a number of aliens and nonresidents, directly through the individual hospitals without the aid of the State Board of Alienists, as follows:

	1905	1906	1907	1908	Total
Aliens.....	169	138	82	51	440
Nonresidents.....	78	75	118	78	349
Total.....	247	213	200	129	789

Combining these totals with those of the State Board of Alienists we have a grand total for the years 1905-12, inclusive, of 4,439 aliens deported and repatriated and 1,821 nonresidents returned, making altogether 6,260 insane persons removed from the State.

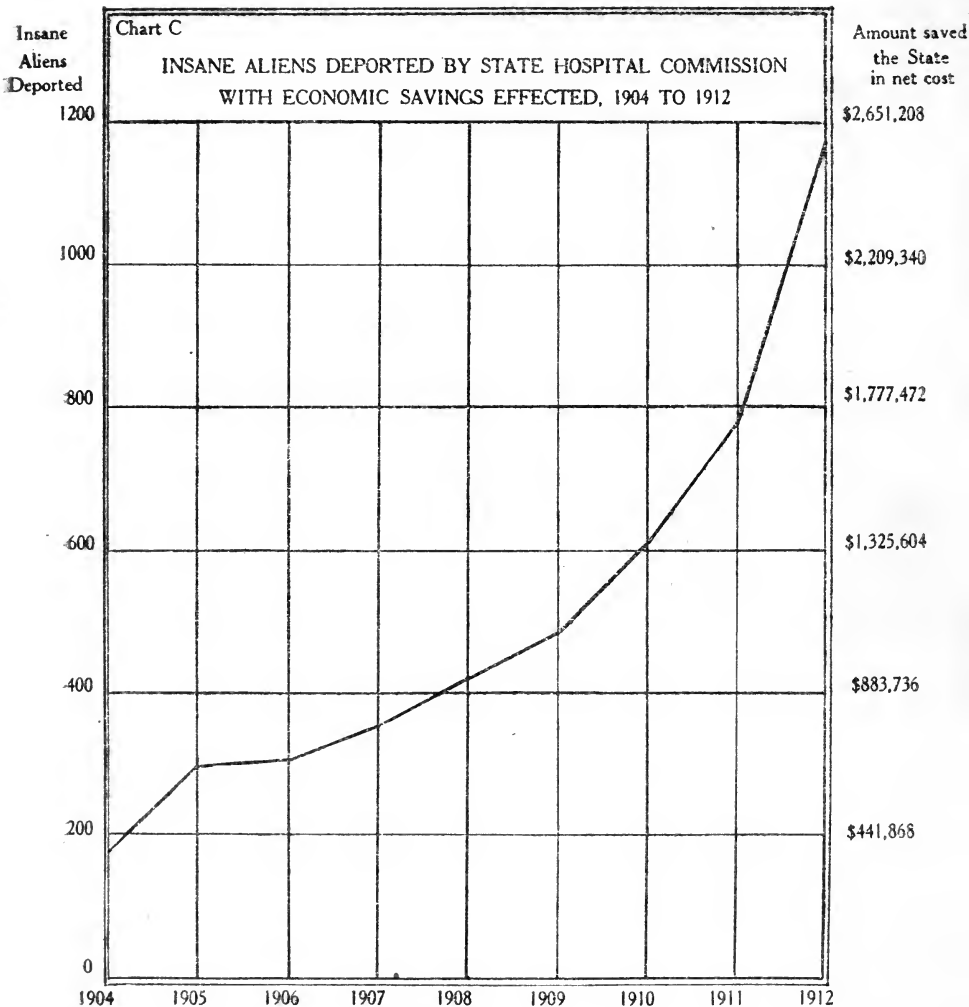
Chart C is a graphic representation of the yearly increase in aliens removed together with the resultant saving to the State. (See also page 44.)

For the year ending September 30, 1913, the work of the Bureau of Deportation was as follows:

<i>Aliens returned to other countries</i>	
Deported by the U. S. immigration service.....	379
(A decrease of 40 from 1912.)	
Repatriated at the expense of State.....	292
(A decrease of 182 from 1912.)	
Repatriated at the expense of friends.....	194
(A decrease of 84 from 1912.)	
	————— 865
<i>Nonresidents returned to other states</i>	
At expense of State.....	168
(A decrease of 127 from 1912.)	
At expense of friends.....	319
(An increase of 32 over 1912.)	
	————— 487
	=====
Total aliens deported and repatriated and nonresidents returned .....	1,352
(A decrease of 401 from 1912.)	
	=====

It is apparent from the foregoing that the Bureau of Deportation sent from this State 306 less aliens in 1913 than in 1912, of which the chief loss, 266, was in the repatriates, and returned to other states 95 less nonresidents, a total of 401, or 22.8 per cent less in 1913 than in 1912.

Of the 1913 total of 1,352 aliens and nonresidents 986 had already become public charges in the various State hospitals, while the remaining 366 were removed from the psychopathic





wards of Bellevue and Kings County hospitals and from various charitable institutions.

Of the 379 aliens deported in 1913 by the U. S. Immigration Service, 334 had actually become inmates of State hospitals, while the remaining 45 had been or were public charges at the time of their deportation in institutions supported in whole or in part by charity.

In 1912 the Bureau of Deportation issued medical certificates for the deportation of 511 aliens who had become public charges by reason of insanity from causes which existed prior to and at the time of their landing in this country, while in 1913 the number of medical certificates issued was 461, a loss of 51, or 10 per cent in 1913.

The Bureau of Deportation states that several factors are responsible for the decrease in the number of aliens repatriated by New York State in 1913 and gives as the most important reason the fact that for one entire month it was impossible to obtain any funds for repatriation and that there was considerable difficulty in obtaining funds for this purpose during two other months of the year.

---

### III. \*NATIVITY AND CITIZENSHIP OF THE INSANE IN THE STATE HOSPITALS

(See Table 1, p. 86)

In order to ascertain as definitely as possible the character of the insane population in the State hospitals with respect to nativity and citizenship, the following census was taken by the superintendents on September 30, 1912.

Insane in our civil hospitals on September 30, 1912, divided as to nativity:

Native-born, 17,896; per cent, 56.6.

Foreign-born, 13,728; per cent, 43.4.

Of the foreign-born 9,241, or 29.2 per cent of the total hospital population of 31,624, were aliens.

---

\* The statistics of this report were prepared under the supervision of Dr. Horatio M. Pollock, the statistician of the New York State Hospital Commission. For his efficient services this commission is very greatly indebted.

Of the foreign-born patients, it was found that 4,487 had been naturalized. No evidence of the naturalization of the remaining 9,241 foreign-born patients was found, and these, because of their nativity, were necessarily classed as aliens.

The "unascertained," wherever mentioned in this report, are probably of foreign birth and should be considered aliens.

Until recent years the hospitals paid relatively little attention, at the time of admission, to the citizenship of the patients and consequently the records of some of the older cases in the hospitals are incomplete in this respect.

The results of the census, however, while not altogether satisfactory, undoubtedly give a fairly correct view of the status of the patient population.

The two metropolitan hospitals, Manhattan and Central Islip, which receive their patients mainly from Bellevue hospital, New York City, naturally have the largest number of alien patients. In 1912 in Manhattan State Hospital, out of a total of 4,570 patients only 2,044 were native-born, and of the 2,526 foreign-born patients only 708 were naturalized. At the same time in Central Islip 1,635 of the 4,438 patients were native-born, and 891 of the 2,803 foreign-born patients were naturalized. The aliens in Manhattan State Hospital constituted 39.8 per cent of the population, and in Central Islip 43.1 per cent.

The percentage of aliens in the up-State hospitals at this time ranged from 12.3 per cent in Utica to 28.7 per cent in Buffalo. Long Island State Hospital reports the second lowest percentage of aliens, namely 14.6 per cent.

Comparing the nativity of the sexes, we find in Table 1 that the foreign-born constituted 39 per cent of the males in the State hospitals and 47.3 per cent of the females. This is due in part to the fact that mortality of the females in the hospitals is less than that of the males, and to the further fact that the Bureau of Deportation has deported more males than females. A like difference is noted in the citizenship of the two sexes, 24.4 per cent of the males being aliens and 33.4 per cent of the females.

#### IV. NATIVITY, PARENTAGE AND CITIZENSHIP OF ADMISSIONS TO THE STATE HOSPITALS

For the purpose of ascertaining definitely the nativity, parentage and citizenship of the patients admitted to the civil State hospitals during the past eight years, a blank card was prepared calling for specific information concerning each patient admitted, as follows:

##### Nativity and Citizenship

..... State Hospital

MALE

##### FIRST ADMISSION

Name..... Identification No.....  
 NATIVITY (country of birth) of patient .....  
 NATIVITY (country of birth) of father.....  
 NATIVITY (country of birth) of mother .....  
 CITIZENSHIP OF PATIENT            American            Foreign  
 IF NATURALIZED, HOW? By final papers    By naturalization of parents  
 CITIZENSHIP OF FATHER            American            Foreign  
 IF NATURALIZED, HOW? By final papers    By naturalization of parents  
 WAS FATHER A CITIZEN AT TIME OF BIRTH OF PATIENT? .....  
 TIME OF PATIENT IN U. S. BEFORE ADMISSION .....Yrs. ....Mos.  
 TOTAL TIME OF PATIENT IN STATE.....  
     HOSPITALS FOR INSANE..... Yrs. ....Mos.  
 DATE OF ADMISSION ..... 19....

To insure the separation of males from females and of first admissions from readmissions, the male cards were printed in black and the female in red, the first admission cards on white board and the readmission on salmon. A supply of these cards, together with a leaflet of explicit instructions, was forwarded to the superintendent of each hospital. After the cards were filled out from the records of the hospitals they were forwarded to the statistician of the State Hospital Commission for tabulation. The data compiled from these cards are set forth in Tables 2-16.

The new statistics show slight differences from those heretofore compiled by the New York State Hospital Commission, but the discrepancies are not important. The total of all admissions (in-

cluding readmissions) to the hospitals from 1905 to 1912, shows a difference of 28, the new statistics giving the number as 52,158 patients as against 52,182 patients in the old.

The discrepancies doubtless arose in preparing the new statistical cards from the individual histories at the State hospitals, exact distinction not being made in every instance between first admissions and readmissions — a difficult matter in some cases — and as to patients transferred from one hospital to another. For some years past voluntary patients have been admitted to the State hospitals and later some of these voluntary patients have been committed thereto. In the statistics of the Commission some of those thus committed were counted twice, which accounts for a part of the above mentioned discrepancies.

#### NATIVITY OF FIRST ADMISSIONS TO THE STATE HOSPITALS 1905-12

(See Table 2, page 88)

Table 2 gives the nativity of the first admissions to the fourteen civil State hospitals for the eight years beginning October 1, 1904, and ending September 30, 1912. According to this tabulation, a total of 43,515 patients were admitted, of which 23,267, or 53.5 per cent, were native-born, and 20,121, or 46.2 per cent, foreign-born. The nativity of 127, or .3 per cent, was unascertained. Of the 23,009 males, 12,579, or 54.7 per cent, were native-born; 10,349, or 45 per cent, were foreign-born; while the nativity of 81, or .3 per cent, was unascertained. Of the 20,506 female first admissions, 10,688, or 52.1 per cent, were native-born; 9,772, or 47.7 per cent, were foreign-born; the nativity of 46, or .2 per cent, being unascertained. This .2 per cent was probably foreign-born and should be treated as such.

From these figures it will be seen that while the number of male admissions exceeded the female admissions by 2,503, the excess of foreign-born males over foreign-born females was only 577.

Comparing the nativities of the admissions of the several years, it is noted that there is a gradual decrease in the native-born percentages and a corresponding increase in the foreign-born percentages.

Slight, however, as is the increase in the percentage of the foreign-born if it be continued at its present rate for about ten years longer the foreign-born first admissions will equal in numbers the native-born.

The percentages for the various years appear as follows:

### Nativity of First Admissions

YEAR	Per cent of native-born	Per cent of foreign-born
1905.....	55.3	44.4
1906.....	54.3	45.2
1907.....	53.8	46.0
1908.....	51.8	47.9
1909.....	53.9	45.9
1910.....	53.7	46.0
1911.....	52.6	47.2
1912.....	52.9	46.9

The highest percentage of foreign-born patients was admitted in 1908. In that year the number of foreign-born females admitted exceeded by one those of native birth.

Comparing the nativity of the first admissions for 1912 with the nativity of the patients in the hospitals on September 30, 1912, we find that the percentage of foreign-born among the admissions exceeded that among the patients in the hospitals by 3.5 per cent. This difference is undoubtedly accounted for by the deportations and repatriations of aliens previously referred to.

### NATIVITY OF READMISSIONS

(See Table 3, page 90)

Table 3 gives the nativity of the readmissions to the civil State hospitals for the past eight years. The table shows that during this period 8,643 patients were readmitted, of which 5,561 were native-born; 3,075 foreign-born; and 7 of unascertained nativity. The percentages of native and foreign-born were 64.3 and 35.6 respectively. It will be noted that the readmissions have a much higher percentage of native patients than the first admissions. This difference is largely accounted for by the fact

that the foreign-born patients have fewer friends in this country, and consequently must reach a more independent status before being discharged from the hospital, or in other words, relatively fewer relapsed cases would occur among the foreign-born, as fewer doubtful cases of this class would be discharged. It should also be stated that many of the readmissions are periodically admitted and therefore appear several times in the count. The difference is also due to the fact that many cases of relapsing psychoses were included among those deported or repatriated after their first admission.

Comparing the percentages of native and foreign-born readmissions during the several years, we have:

#### Nativity of Readmissions

YEAR	Per cent of native-born	Per cent of foreign-born
1905 . . . . .	64.0	35.9
1906 . . . . .	64.3	35.6
1907 . . . . .	66.7	33.2
1908 . . . . .	65.6	34.4
1909 . . . . .	66.7	33.2
1910 . . . . .	64.0	35.9
1911 . . . . .	62.6	37.3
1912 . . . . .	62.7	37.2

The above variations in nativity percentages in the several years are very slight but, like the percentages of the nativity of first admissions, show a gradual decrease in native-born and a gradual increase in foreign-born.

In the readmissions as in the first admissions, the female foreign-born patients exceed the male foreign-born patients, but by a larger percentage, the difference in readmissions being 8.2 per cent and in first admissions 2.7 per cent.

#### NATIVITY OF ALL ADMISSIONS

(See Table 4, page 92)

The nativity of all admissions to the State hospitals for the eight years from 1905 to 1912 is given in Table 4. Of the 52,158

patients admitted 28,828, or 55.3 per cent, were native-born; 23,196, or 44.5 per cent, were foreign-born; while the nativity of 134, or .2 per cent, was unascertained.

The percentages of native and foreign-born for the several years were as follows:

#### Nativity of All Admissions

YEAR	Per cent of native- born	Per cent of foreign- born
1905.....	56.6	43.1
1906.....	55.8	43.7
1907.....	55.5	44.3
1908.....	53.7	46.0
1909.....	56.0	43.8
1910.....	55.6	44.2
1911.....	54.5	45.3
1912.....	54.8	45.0

#### PARENTAGE OF FIRST ADMISSIONS

(See Tables 5 and 6, pages 94, 96)

Table 5 gives the parentage of the first admissions to the State civil hospitals for the insane for the years of 1905-12. Of the 23,267 native-born patients, 11,888 were of native parentage; 2,346 of mixed parentage; 8,306 of foreign parentage; and 727 of unknown parentage. Of the 20,121 foreign-born patients, 26 were of native parentage; 108 of mixed parentage, 19,709 of foreign parentage; and 278 of unknown parentage.

Combining in Table 6 the native, foreign-born and unascertained first admissions enumerated in Table 5, we find 11,914, or 27.4 per cent, of native parentage; 2,454, or 5.7 per cent, of mixed parentage; 28,015, or 64.3 per cent, of foreign parentage; and 1,132, or 2.6 per cent, of unknown parentage. Adding the percentage of patients with mixed parentage to that of patients of foreign parentage, we have a total of 70 per cent of first admissions partially or wholly of foreign stock. Tabulating the percentages of patients of native, mixed and foreign parentage admitted during the several years, the following results are shown:

## Parentage of First Admissions

YEAR	Per cent of native parentage	Per cent of mixed parentage	Per cent of foreign parentage	Per cent of unascertained parentage
1905.....	28.3	5.0	62.9	3.8
1906.....	27.7	5.7	62.9	3.7
1907.....	28.3	5.5	63.4	2.8
1908.....	26.6	5.4	65.3	2.7
1909.....	27.8	5.5	64.6	2.1
1910.....	26.8	5.9	65.3	2.0
1911.....	27.3	5.6	65.2	1.9
1912.....	26.9	6.4	64.7	2.0

This is similar to the situation seen in the nativity summaries — a gradual decrease in the native parentage percentages accompanied by a gradual increase in the foreign parentage percentages.

## PARENTAGE OF READMISSIONS

(See Tables 7 and 8, pages 98, 100)

Table 7 shows the parentage of readmissions for the years 1905 to 1912, inclusive. Of the 5,561 native-born readmissions, 2,888 were of native parentage; 607 of mixed parentage; 1,980 of foreign parentage; and 86 of unknown parentage. Of the 3,075 foreign-born readmissions, 3 were of native parentage; 23 of mixed parentage; 3,021 of foreign parentage; and 28 of unknown parentage. The nativity of 7 was unascertained.

Table 8 combines all the readmissions of Table 7 according to parentage. Referring to this table, we find that 2,891, or 33.4 per cent, of the readmissions were of native parentage; 630, or 7.3 per cent, were of mixed parentage; 5,001, or 57.9 per cent, were of foreign parentage; and 121, or 1.4 per cent, were of unascertained parentage.

The variations in the percentages of the readmissions during the eight years under consideration are shown by the following tabulation:



### Parentage of Readmissions

YEAR	Per cent of native parentage	Per cent of mixed parentage	Per cent of foreign parentage	Per cent of unascertained parentage
1905.....	34.8	7.7	55.6	1.9
1906.....	32.3	6.5	59.0	2.2
1907.....	34.4	7.1	56.0	2.5
1908.....	35.6	6.0	57.5	0.9
1909.....	37.0	7.4	53.8	1.8
1910.....	32.9	8.6	57.5	1.0
1911.....	29.8	7.9	61.8	0.5
1912.....	32.9	6.6	59.3	1.2

Here again the native percentages slowly decrease while the foreign increase.

#### PARENTAGE OF ALL ADMISSIONS

(See Tables 9 and 10, pages 102, 104)

Tables 9 and 10 give the parentage of all admissions for the years 1905 to 1912.

As shown by Table 9 of the 28,828 native-born patients, 14,776 were of native parentage; 2,953 of mixed parentage; 10,286 of foreign parentage; and 813 of unknown parentage. Of the 23,196 foreign-born patients, 29 were of native parentage; 131 were of mixed parentage; 22,730 of foreign parentage; and 306 of unknown parentage.

Combining in Table 10, according to parentage, all the admissions set forth in Table 9, we find that of the total admissions, 14,805, or 28.4 per cent, were of native parentage; 3,084, or 5.9 per cent, were mixed parentage; 33,016, or 63.3 per cent, were of foreign parentage; and 1,253, or 2.4 per cent, of unknown parentage.

Comparing the percentages of patients with respect to parentage during the eight years, we have:

## Parentage of All Admissions

YEAR	Per cent of native parentage	Per cent of mixed parentage	Per cent of foreign parentage	Per cent of unascertained parentage
1905.....	29.3	5.3	61.8	3.6
1906.....	28.3	5.8	62.4	3.5
1907.....	29.1	5.7	62.4	2.8
1908.....	27.8	5.5	64.2	2.5
1909.....	29.3	5.8	62.8	2.1
1910.....	27.8	6.5	63.9	1.8
1911.....	27.8	6.0	64.6	1.6
1912.....	28.0	6.5	63.6	1.9

## CITIZENSHIP OF FIRST ADMISSIONS

(See Table 11, page 106)

Table 11 gives the citizenship of the first admissions to the State hospitals for the years 1905-12. With respect to citizenship, five classes are distinguished, as follows:

"Citizens by birth," which includes all native-born patients.

"Citizens by parentage," which includes patients born in foreign countries of parents who were American citizens at the time of the birth of the patient.

"Citizens by naturalization," which includes all foreign-born patients who have been naturalized in any way since coming to this country.

"Aliens," which includes all foreign-born patients who were not citizens by parentage and who have not been naturalized since coming to this country.

"Unascertained," which includes those patients concerning whose citizenship nothing definite could be determined.

Of the total first admissions, 23,267, or 53.5 per cent, were citizens by birth; 36, or .1 per cent, were citizens by parentage; 4,227, or 9.7 per cent, were citizens by naturalization; 13,913, or 31.9 per cent, were aliens; and 2,072, or 4.8 per cent, were of unascertained citizenship.

The percentages of the different classes admitted each year are shown by the following tabulation:

## Citizenship of First Admissions

YEAR	Per cent by birth	Per cent by parentage	Per cent by natur- alization	Per cent aliens	Per cent unascertained
1905.....	55.3	0.2	7.1	28.4	9.0
1906.....	54.3	0.1	8.6	31.4	5.6
1907.....	53.8	0.1	10.9	32.6	2.6
1908.....	51.8	0.1	10.4	33.9	3.8
1909.....	53.9	0.1	8.7	33.4	3.9
1910.....	53.7	0.1	8.5	33.0	4.7
1911.....	52.6	0.1	10.0	32.9	4.4
1912.....	52.9	0.1	12.8	29.3	4.9

Here there is a slow decrease in the percentages of the native-born citizens with a rapid increase in the percentages of the naturalized citizens. The alien percentages show slow increases until 1912, when there is a sudden drop. This latter is probably explained by the fact that 370 of the aliens deported and non-residents removed from this State in 1912 never became patients in our State hospitals.

## CITIZENSHIP OF READMISSIONS

(See Table 12, page 108)

Table 12 shows the citizenship of readmissions to the State hospitals for the years 1905-12. Of the total readmissions, 5,561, or 64.3 per cent, were citizens by birth; 5, or .1 per cent, were citizens by parentage; 715, or 8.3 per cent, were citizens by naturalization; 1,995, or 23.1 per cent, were aliens; and 367, or 4.2 per cent, were of unascertained citizenship. The percentage of aliens among the readmissions is considerably less than among the first admissions. This corresponds with the nativity of the two classes of admissions. A comparison of the percentages of readmissions of the several years with respect to citizenship shows the following:

## Citizenship of Readmissions

YEAR	Per cent by birth	Per cent by parentage	Per cent by naturalization	Per cent aliens	Per cent unascertained
1905.....	64.0	.....	7.1	22.2	6.7
1906.....	64.3	0.2	8.7	22.5	4.3
1907.....	66.7	.....	8.0	21.3	4.0
1908.....	65.6	.....	9.8	20.7	3.9
1909.....	66.7	0.1	6.6	20.9	5.7
1910.....	64.0	.....	6.7	25.4	3.9
1911.....	62.6	0.1	8.8	25.5	3.0
1912.....	62.7	.....	9.9	23.8	3.6

Here again is a slight decrease in the percentages of the native-born, with increases in those of the naturalized citizens and aliens. As 4,439 aliens were deported or repatriated from this State from 1905 to 1912 the increase in the alien percentage could hardly have been expected.

## CITIZENSHIP OF ALL ADMISSIONS

(See Table 13, page 110)

Table 13 gives the citizenship of all admissions for the years 1905-12. Of the total admissions, 28,828, or 55.3 per cent, were citizens by birth; 41, or .1 per cent, were citizens by parentage; 4,942, or 9.4 per cent, were citizens by naturalization; 15,908, or 30.5 per cent, were aliens; and 2,439, or 4.7 per cent, were of unascertained citizenship.

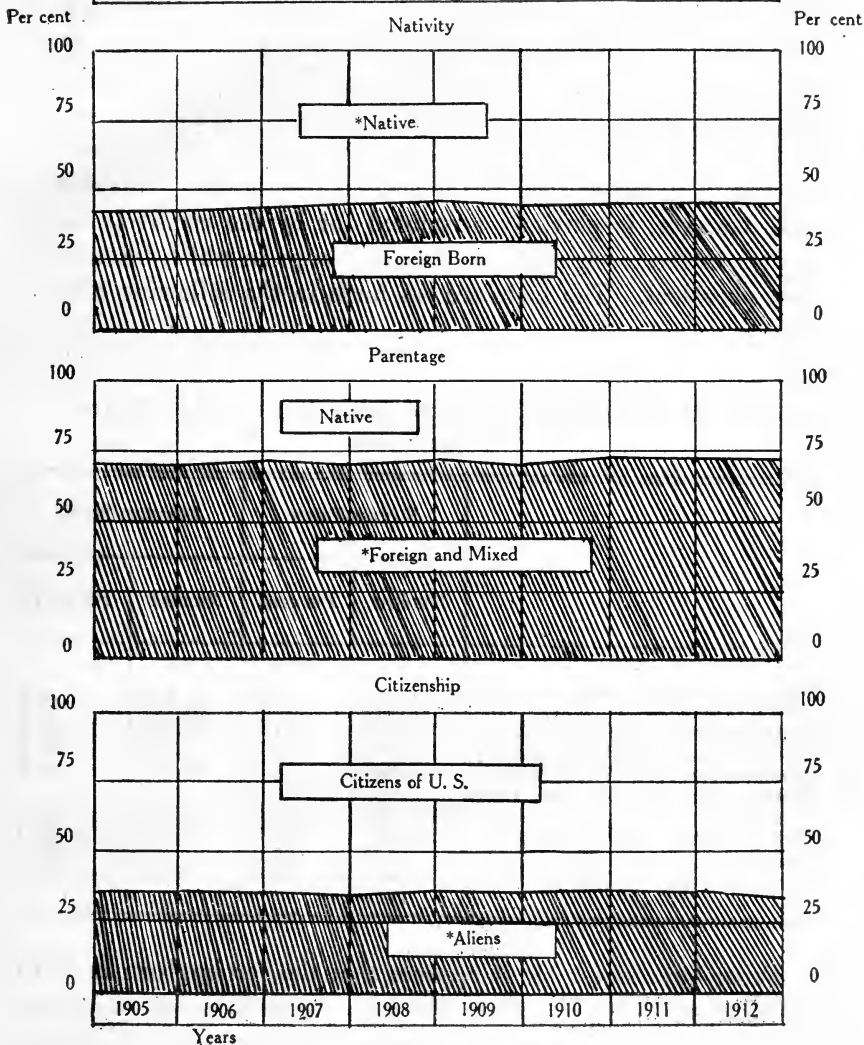
Comparing the percentages shown of the different classes for each of the eight years, we have the following:

## Citizenship of All Admissions

YEAR	Per cent by birth	Per cent by parentage	Per cent by naturalization	Per cent aliens	Per cent unascertained
1905.....	56.6	0.1	7.1	27.5	8.7
1906.....	55.8	0.2	8.6	30.0	5.4
1907.....	55.5	0.1	10.6	31.0	2.8
1908.....	53.7	0.1	10.3	32.1	3.8
1909.....	56.0	0.1	8.4	31.4	4.1
1910.....	55.6	.....	8.2	31.6	4.6
1911.....	54.5	0.1	9.7	31.5	4.2
1912.....	54.8	0.1	12.2	28.3	4.6

Chart D

NATIVITY, PARENTAGE AND CITIZENSHIP OF ALL PATIENTS ADMITTED TO THE CIVIL STATE HOSPITALS 1905-1912



\*Includes unascertained cases

## V. NATIVITY AND PARENTAGE OF THE INSANE AND OF THE POPULATION IN NEW YORK STATE

### NATIVITY OF INSANE COMPARED WITH NATIVITY OF GENERAL POPULATION

A comparison of the percentages of native and foreign-born among the insane in the hospitals on September 30, 1912, and of the native and foreign-born admissions during the years 1905-12, and for the year 1910, with the native and foreign-born in the general population of the State as given by the Federal census of 1910, shows that the percentage of foreign-born in the insane population is higher than in the general population. This difference, however, is partially accounted for by the relatively large number of the foreign-born in the age groups in which insanity is most prevalent. The facts are set forth in the following tabulation:

#### Nativity of Insane Compared with Nativity of General Population

	NATIVE-BORN		FOREIGN-BORN	
	Number	Per cent	Number	Per cent
Insane in hospitals, September 30, 1912, (Table 1).....	17,896	56.6	13,728	43.4
First admissions, 1905-1912 (Table 2).....	23,267	53.5	20,121	46.2
Readmissions, 1905-1912 (Table 3).....	5,561	64.3	3,075	35.6
All admissions, 1905-1912 (Table 4).....	28,828	55.3	23,196	44.5
General population of the State, Census of 1910.....	6,365,603	69.8	2,748,011	30.2
First admissions, 1910 (Table 2).....	3,151	53.7	2,701	46.0
Readmissions, 1910 (Table 3).....	822	64.0	462	35.9
All admissions, 1910 (Table 4).....	3,973	55.6	3,163	44.2

From the above table it appears that the foreign-born in 1910 constituted 30.2 per cent of the entire population of the State, while the foreign-born insane constituted 43.4 per cent of the patients in the State hospitals September 30, 1912; 46.2 per cent

of the first admissions; 35.6 per cent of the readmissions; and 44.5 per cent of all admissions from 1905 to 1912.

If the percentages of the first admissions, of the readmissions and of all admissions for 1910 are used as the basis for comparison with the census figures instead of the corresponding percentages covering the eight years from 1908 to 1912, the result shows but little variation from that above stated, as the respective percentages are practically identical.

The census taken by the federal government as of December 31, 1903, gives the number of foreign-born patients in the New York civil hospitals for the insane as 11,258 or 46.2 per cent of the total. This is 2.8 per cent higher than the percentage of September 30, 1912, as above stated.

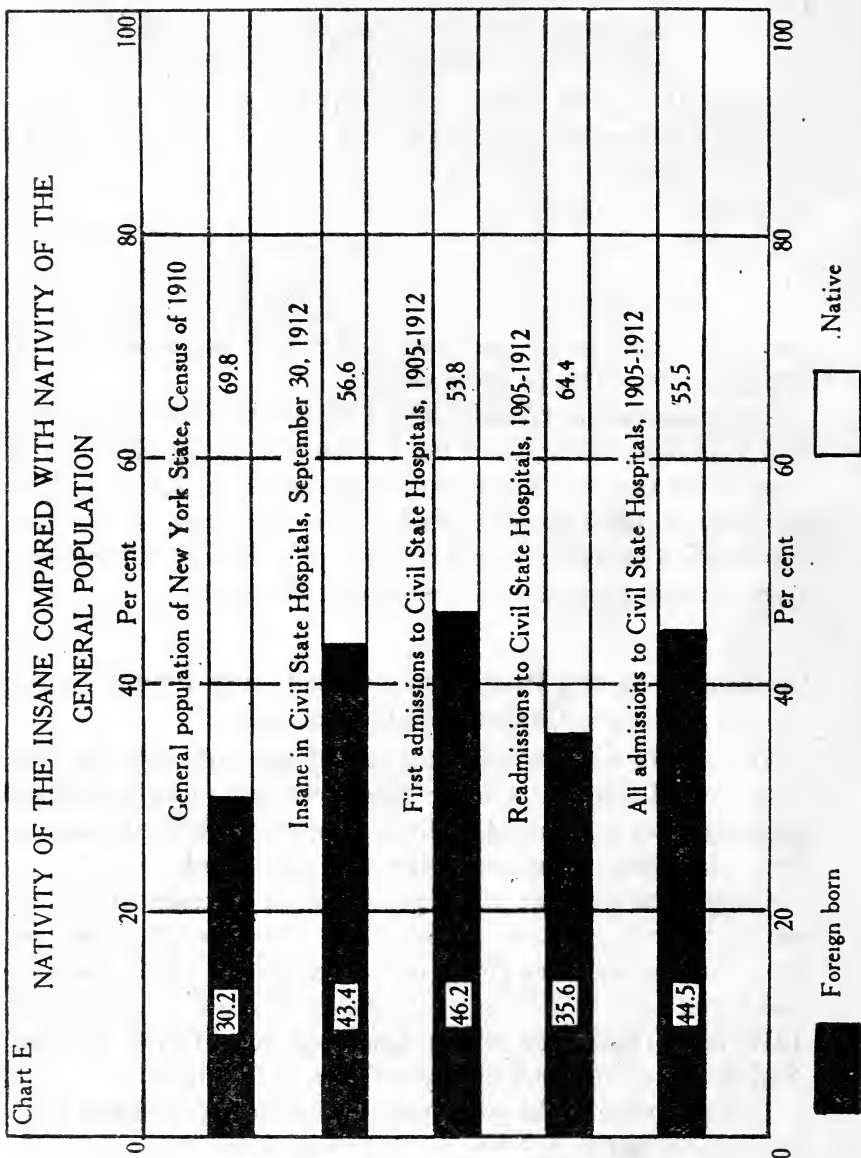
Two enumerations taken by New York State in February, 1909, and February, 1912, found the foreign-born in its civil insane hospitals to number 12,253, or 42.9 per cent and 13,163, or 41.9 per cent on the respective dates. The percentage of the first enumeration varies but .5 per cent and of the second 1.5 per cent from the 43.4 above given for September 30, 1912.

#### COMPARISON OF THE PARENTAGE OF THE INSANE WITH THAT OF THE GENERAL WHITE POPULATION

The first of the two following tabulations deals with the parentage of all admissions to the New York State hospitals whose parentage was ascertained and the second only with the native-born admissions whose parentage was ascertained.

Comparison with the white population is necessitated by reason of the inaccessibility, at this time, of census tabulations on the parentage statistics of the entire population. This, however makes but little difference as, according to the U. S. census of 1910 those other than whites numbered but 146,769 in New York State out of a total State population of 9,113,614.

1. Comparison of the parentage of admissions (excluding those of unknown parentage) to the New York State hospitals, 1905-1912 with that of the general white population of the State.





	Per cent native parentage	Per cent foreign or mixed parentage
First admissions, 1905-1912 (Table 6).....	27.4	70.0
Readmissions, 1905-1912 (Table 8).....	33.4	65.2
All admissions, 1905-1912 (Table 10).....	28.4	69.2
General white population of the State, U. S. Census of 1910...	35.4	62.9

2. Comparison of the parentage of the native-born admissions (excluding those of unknown parentage) with that of the native-born white population of the state.

	Per cent native- born of native parentage	Per cent native- born of foreign or mixed parentage
First admissions, 1905-1912 (Table 5).....	52.7	47.3
Readmissions, 1905-1912 (Table 7).....	52.7	47.3
All admissions, 1905-1912 (Table 9).....	52.7	47.3
Native white population of the State, U. S. Census of 1910...	51.8	48.2

The first tabulation shows a considerably less percentage of those of native parentage and a considerably greater percentage of those of foreign or mixed parentage among the first admissions and all admissions to the New York State hospitals than there was among the white population of the State in 1910.

This indicates that there is a relatively greater proportion of foreign parentage among those admitted to the hospitals than in the State at large; in other words that foreign parentage contributes more than its share to our hospital population.

The reasons for the higher percentage, in the first tabulation, of those of native parentage among the readmissions are the same as those heretofore stated concerning the nativity of the readmissions.

From the second tabulation, which deals only with the native-born, it is apparent that the native-born element in the New York State hospital population is practically identical in parentage

with that of the native white population of the State in 1910, the difference being .9 per cent.

United States census statistics are not available from which comparisons of the foreign-born and aliens can be made.

## VI. NATIVITY, PARENTAGE AND INSANITY IN NEW YORK STATE AND THE UNITED STATES

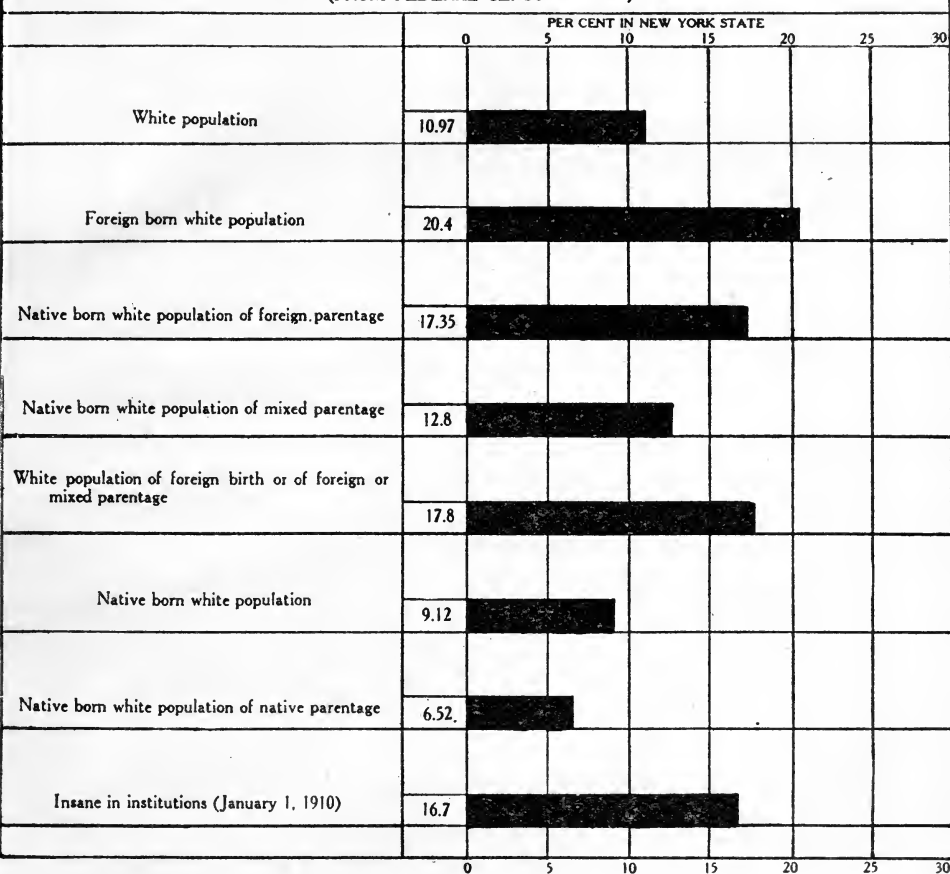
### COMPARISON OF THE POPULATION OF NEW YORK STATE WITH THAT OF THE UNITED STATES WITH RESPECT TO NATIVITY, PARENTAGE AND INSANITY

As New York State contains the principal Atlantic seaport, a large proportion of the foreigners coming to this country enter the State, and of these relatively a large number remain in the State. During 1912, 28.5 per cent of all the immigrants who came to this country announced their intention of residing in this State. The following tabulation shows the foreign element in New York State to be relatively much larger than in the United States as a whole:

#### Comparisons of the Population of the United States and of New York State. (From Federal Census of 1910)

	UNITED STATES	NEW YORK STATE	
	Number	Number	Per cent of United States
Total population.....	91,972,266	9,113,614	9.90
Total white population.....	81,731,957	8,966,845	10.97
Total foreign-born white population.....	13,345,545	2,729,272	20.40
Total native-born white population of foreign parentage.....	12,916,311	2,241,837	17.35
Total native-born white population of mixed parentage.....	5,981,526	765,411	12.80
Total white population of foreign birth or of foreign or mixed parentage.....	32,243,382	5,736,520	17.80
Total native-born white population.....	68,386,412	6,237,573	9.12
Total native-born white population of native parentage.....	49,488,575	3,230,325	6.52
Insane in institutions (January 1, 1910)....	187,454	31,265	16.70

Chart F  
 COMPARISON OF THE POPULATION OF THE UNITED STATES AND OF NEW YORK STATE  
 (FROM FEDERAL CENSUS OF 1910)



	PER CENT OF TOTAL POPULATION	
	United States	New York State
Foreign-born white population.....	14.5	29.9
Native-born white population of foreign or mixed parentage..	20.5	33.0
Total white population of foreign birth or of foreign or mixed parentage.....	35.0	62.9
Total native-born white population of native parentage....	53.8	35.4

	PER CENT OF TOTAL WHITE POPULATION	
	United States	New York State
Foreign-born white population.....	16.3	30.4
Native-born white population of foreign or mixed parentage..	23.1	33.5
Total white population of foreign birth or of foreign or mixed parentage.....	39.4	63.9
Total native-born white population of native parentage....	60.5	36.0

From the above tables it appears that while New York has but 9.9 per cent of the total population of the United States it has 20.4 per cent of the total foreign-born white population, and 17.8 per cent of the total white population of foreign birth or of foreign or mixed parentage. While it contains 10.97 per cent of the total white population it has but 6.52 per cent of the total native-born white population of native parentage. The insane in institutions in New York State comprise 16.7 per cent of the total insane in institutions in the United States.

Comparing the percentages of the foreign-born whites we find that while in the United States but 14.5 per cent of the total

population and 16.3 per cent of the total white population are foreign-born, in New York State the corresponding percentages of the foreign-born are 29.9 per cent and 30.4 per cent.

The percentages of native-born white population of foreign or mixed parentage in the total population and total white population of the United States are respectively 20.5 and 23.1, and in New York State are respectively 33 and 33.5.

The corresponding percentages of the total white population of foreign birth or of foreign or mixed parentage in the United States are 35 and 39.4 and in New York State 62.9 and 63.9.

In the United States at large the native-born white population of native parentage comprises 53.8 per cent of the total population and 60.5 per cent of the total white population, while in New York State the native-born whites of native parentage compose but 35.44 per cent of the total population of the State and 36 per cent of its total white population.

The data of the Federal census of 1910 concerning the nativity of the foreign-born insane in institutions in the United States are not available, but taking the figures from the Federal census report of 1904 we note that in that year there were in all institutions (civil, criminal and private) in New York State 11,858 foreign-born insane patients, while in the whole country there were only 47,078. It appears, therefore, that in 1904 New York State was caring for 25.2 per cent of the foreign-born insane of the whole country. Inasmuch as the foreign-born element in New York State has increased since 1904 relatively much more rapidly than the native-born element, it is probable that the proportion of the foreign-born insane patients of the whole country cared for by the State of New York has likewise increased.

As it appears from Table 11, giving the citizenship of first admissions to the State hospitals for the insane, that 13,913, or 31.9 per cent of all the first admissions to the hospitals from 1905 to 1912 were aliens, it is evident that the State of New York receives more than its just share of the alien insane in this country.

It is to be regretted that statistics of the citizenship of the in-

sane in institutions throughout the whole country are not available. However this may be remedied before many years as already statistics similar to those given herein are being prepared by several other States at the suggestion of this Commission.

---

## VII. TIME OF ALIENS IN UNITED STATES BEFORE ADMISSION TO THE STATE HOSPITALS

(See Table 14, page 112)

Table 14 shows the time in the United States before admission to the New York civil hospitals of the first admissions from 1905 to 1912 who were aliens or of unascertained citizenship.

Classified with respect to time, four groups are distinguished, as follows: Those admitted to the hospitals within three years after entry into the United States, those admitted more than three years but within five years after entry into the United States, those admitted more than five years after entry into the United States, and those whose time of entry into the United States could not be ascertained.

Of the 15,985 patients who were either aliens or of unascertained citizenship, 2,831, or 17.7 per cent, were admitted to the New York State hospitals within three years after entry into the United States; 1,483, or 9.3 per cent, were admitted more than three years but within five years after entry into the United States; 10,271, or 64.3 per cent, were admitted more than five years after entry into the United States. The time of entry into the United States of 1,400, or 8.7 per cent, of the first admissions, could not be ascertained.

A tabulation of the percentages of each of the four groups, classified with respect to time in the United States before admission, shows the following results:

Per Cent Distribution According to Time in United States Before Admission to New York State Hospitals of Aliens and of Patients Whose Citizenship is Unascertained, 1905-1912.

## FIRST ADMISSIONS

YEARS	Within 3 years after entry into the United States	More than 3 years but within 5 years after entry into the United States	More than 5 years after entry into the United States	Time unascertained
1905.....	14.7	6.8	67.3	11.2
1906.....	18.7	8.2	63.8	9.3
1907.....	21.8	8.6	58.7	10.9
1908.....	20.1	9.2	60.3	10.4
1909.....	18.1	9.6	64.2	8.1
1910.....	15.5	10.8	65.8	7.9
1911.....	14.9	11.5	66.4	7.2
1912.....	18.1	8.7	67.5	5.7

As five years must elapse after the coming of a foreigner to this country before he can become a naturalized citizen, it is evident that at least 2,352 of the male first admissions entered the State hospitals during the period under consideration before having had an opportunity to become citizens. Of the others included in Table 14 at least 5,317 males were in this country long enough to obtain citizenship papers but so far as could be ascertained, did not take advantage of their opportunity.

Table 15 gives the time in the United States before readmission to the New York State hospitals of aliens and of patients whose citizenship is unascertained readmitted to the hospitals between 1905-12. It is probable that several of these readmissions had been in a hospital in a foreign country before coming to the United States, but the number of such cases could not be ascertained. Of the readmissions 115, or 5 per cent, of the patients were readmitted to the State hospitals within three years after entry into the United States; and 113, or 4.8 per cent, more than three but within five years after entry; while 1,973, or 83.4 per cent, were readmitted more than five years after their entry into the United States.

The number of patients readmitted to the hospitals more than five years after their entry into this country has increased 68 per cent from 1905 to 1912.

Table 16 is a summary of Tables 14 and 15 and shows the time of admission to the State hospitals after entry into the United States of the whole number of aliens and of patients of unascertained citizenship admitted or readmitted during the years 1905-12. Of these, 2,946, or 16.1 per cent, were admitted or readmitted to the hospitals before having been in this country three years; 1,596, or 8.7 per cent, were admitted or readmitted more than three years but within five years after entry into the United States; 12,244, or 66.7 per cent, were admitted or readmitted more than five years after entry into the United States. The time in the United States before admission or readmission of 1,561, or 8.5 per cent, was unascertained.

### VIII. COST OF CARING FOR THE ALIEN INSANE

From the financial standpoint there are three classes of patients in the civil hospitals of New York State viz:

1. Patients supported entirely by the State — these are termed nonpaying patients.

2. Patients who repay to the State part or all of the bare cost of their maintenance up to \$5 per week.

3. Patients who pay to the State more than \$5 but not to exceed \$10 per week.

The last two classes of patients are herein called paying patients.

On September 30, 1912, the aliens in the population of the New York civil hospitals for the insane numbered 9,241, or 29.2 per cent of the total hospital population. This is probably somewhat less than the average daily alien population for 1912, as during that year 961 aliens were deported or repatriated from the New York civil hospitals by the Bureau of Deportation none of whom were in the State hospitals on September 30, 1912. Moreover it is well known that of the 402 nonresident insane returned to other states in 1912 from the civil hospitals by the Bureau of Deportation many were aliens. In addition to this, Table 11



shows that the alien patients constituted 31.9 per cent of all the first admissions to the civil hospitals from 1905 to 1912 inclusive and 29.3 per cent of the first admissions for 1912, which percentages are exclusive of all patients whose citizenship was unascertained. It seems reasonable, therefore, to assume that the average daily alien patient population in the civil hospitals for 1912 numbered at least 9,241.

In April, 1913, a special census of the paying patients in the civil hospitals, taken by the State Hospital Commission, showed that 109 were known to be aliens and 103 were of unascertained citizenship. As the total number of paying patients increased 189 or 7.2 per cent from September 30, 1912 to September 30, 1913, it is not prejudicial to the alien to assume that on September 30, 1912, there were only 212 paying patients in our hospitals who were aliens or of unascertained citizenship.

The following is a summary and comparison of the paying and nonpaying patients in the civil hospitals on September 30, 1912, classified according to citizenship:

### Paying and Nonpaying Patients Classified According to Citizenship

	TOTAL		PAYING PATIENTS		NONPAYING PATIENTS	
	Number	Per cent	Number	Per cent	Number	Per cent
<i>Per cents based on total of each group</i>						
Patient population, September 30, 1912	31,624	100.0	2,613	8.26	29,011	91.74
Citizens (native born and naturalized)	22,383	100.0	2,401	10.73	19,982	89.27
Aliens	9,241	100.0	212	2.30	9,029	97.70
<i>Per cents based on total patient population</i>						
Citizens	22,383	70.8	2,401	7.59	19,982	63.21
Aliens	9,241	29.2	212	0.67	9,029	28.53
<i>Per cents based on subtotal in each division</i>						
Citizens	22,383	70.8	2,401	91.89	19,982	68.88
Aliens	9,241	29.2	212	8.11	9,029	31.12
Subtotal	31,624	100.0	2,613	100.00	29,011	100.00

From the first portion of the foregoing tabulation it appears that on September 30, 1912, of the total patient population in the civil hospitals of New York State (numbering 31,624) 2,613, or 8.26

per cent, were paying patients and 29,011, or 91.74 per cent were nonpaying patients; that of the total citizen patient population (numbering 22,383) 2,401, or 10.73 per cent, were paying patients and 19,982, or 89.27 per cent, were nonpaying patients, while of the total alien patient population (numbering 9,241) 212, or 2.3 per cent, were paying patients and 9,029, or 97.7 per cent, were nonpaying patients.

From the second portion of the above tabulation it is apparent that the citizen paying patients composed 7.59 per cent of the total patient population while the citizen nonpaying patients were 63.21 per cent thereof; that the alien paying patients comprised .67 per cent of the total patient population while the alien nonpaying patients constituted 28.53 per cent of such total.

By the third portion of the tabulation it is shown that the citizen patient population furnished 91.89 per cent of all the paying patients and 68.88 per cent of all the nonpaying patients, while the alien patient population contributed 8.11 per cent of all the paying patients and 31.12 per cent of all the nonpaying patients.

The citizen population, though but 2.4 times the alien population, furnished 11.3 times as many paying patients as the latter. In other words the proportion of paying patients among the citizen population was 4.7 times as great as among the alien population.

In 1912 the total received by the State of New York from paying patients was \$500,475.82 of which 8.11 per cent or \$40,588.59 came from the alien insane patients and 91.89 per cent, or \$459,887.23, was paid by the citizen insane patients. The foregoing figures are as favorable as possible to the alien paying patients as they are based upon the assumption that the average alien paying patient paid the State the same amount as the average citizen paying patient.

An approximation of the alien per capita payment to the State of New York in 1912 is reached if the total payment to the State of New York by the alien insane in 1912, \$40,588.59, is divided by 9,241. The result is \$4.39, which represents the average per capita payment to the State of New York by the alien insane in

1912. If the total payment to the State by the citizen insane patients in 1912, \$459,887.23, is divided by 22,383, the number of citizen insane in the State hospitals September 30, 1912, the result is \$20.55, which is the average per capita payment by each citizen insane patient in 1912.

The average daily population in the civil hospitals of New York State for 1912 was 31,580 and the population September 30, 1912, was 31,624, or 44 more than the daily average. If the \$500,475.82 paid to the State in 1912 by paying patients is divided either by 31,580 or by 31,624 the result is substantially the same — a trifle less than \$16 — which represents the average per capita payment to the State by each patient (whether citizen or alien) during the year 1912.

It is apparent, therefore, that the patient average per capita payment to the State for 1912 (\$16) was \$4.55 less than the citizen per capita average (\$20.55) but was \$11.61 more than the alien per capita average (\$4.39).

Table 17 shows that the per capita gross cost of maintenance of all patients in the New York State civil hospitals for 1912 was \$203.45. Taking from this the patient per capita average payment to the State during 1912 (\$16) leaves \$187.45 which is the patient per capita net cost of maintenance for 1912. If this is multiplied by 9,241 — the number of aliens in the civil hospitals September 30, 1912 — the result is \$1,732,225.45.

If the alien per capita average payment to the State for 1912 (\$4.39), instead of the patient per capita average payment (\$16), is deducted from the per capita gross cost of maintenance for 1912 (\$203.45) the result is \$199.06 and not \$187.45. This \$199.06 is the alien per capita net cost of maintenance for 1912. On this basis the net maintenance cost for 1912 of the 9,241 aliens would be \$1,839,513.46, or \$107,288.01 more than the previous figures.

This should be a close approximation of the *net cost* of the alien insane to the State of New York for *hospital care alone* (including food, clothes and treatment) for the year 1912.

For the same year New York State's gross expenditure for the insane was \$7,360,536.43 of which the alien patients' share was 29.2 per cent or \$2,149,276.64 and the citizen patients' share was

70.8 per cent or \$5,211,259.79. Deduct from the alien patients' share \$40,588.59, the total amount received by the State in 1912 from alien paying patients, and the result is \$2,108,688.05, which is the amount of the *net expenditure* of the State of New York for the alien insane in 1912. If the last mentioned amount is divided by 9,241, the number of alien patients on September 30, 1912, the quotient is \$228.19, which is the per capita *net expenditure* of the State for each alien insane patient in 1912. If from the citizen patients' share of the gross expenditures, which is \$5,211,259.79, is deducted \$459,887.23, the total received by New York State in 1912 from citizen paying patients, the remainder is \$4,751,352.56, which is the State's *net expenditure* for its citizen insane in 1912. Dividing the last amount by 22,383, the number of citizen patients September 30, 1912, gives \$212.27, the per capita *net expenditure* of New York for each citizen patient in 1912. If the total net expenditure for 1912, \$6,860,060.61, is divided by 31,624, the total number of patients September 30, 1912, the quotient is \$216.93, the per capita *net expenditure* for the year for the average patient (whether citizen or alien).

The above figures show that New York State's net expenditure in 1912 was \$15.92 more for each alien insane patient than for each citizen insane patient and was \$11.26 more for each alien than for the average (citizen or alien) patient but that for each citizen patient the net expenditure was \$4.66 less than for the average patient.

The foregoing figures of costs for hospital care and for net expenditure for the alien insane for 1912 are very conservative so far as the alien patient is concerned, as they take no account of aliens deported, repatriated or returned from the New York civil hospitals by the Bureau of Deportation during 1912.

The estimate of \$2,108,688.05 for the alien insane for 1912 is for *net expenditure* only. It takes no account of any charge for interest on the investment of New York State in hospitals, lands and personal property estimated in 1912 as of the total value of \$33,781,450.

In 1912 the State Hospital Commission estimated the gross cost for that year to the State of each insane patient to be \$283.57, as follows:

Annual cost of maintenance . . . . .	\$203 45
Annual cost on account of investment in hospital plants . . . . .	74 78
Annual cost of general administration . . . . .	5 34
	<hr/>
	\$283 57
	<hr/> <hr/>

The net cost per patient for 1912, therefore, would be \$283.57 less the patient per capita average payment to the State in 1912 (\$16), or \$267.57.

At this rate the 9,241 insane aliens in the civil hospitals on September 30, 1912, would have entailed upon the State of New York for that year a *net cost* of \$2,472,614.37.

If instead of deducting the patient per capita average payment (\$16), the alien per capita average payment to the State for 1912 (\$4.39) is subtracted from the \$283.57 above, the net cost for 1912 for each alien patient is found to be \$279.18. On this basis the *net cost* to New York State for 1912 of its 9,241 alien insane would be increased by \$107,288.01, making the total \$2,579,902.38.

This estimate does not take into account the hundreds of aliens removed from the State hospitals in 1912.

A census of the foreign-born patients in the State hospitals taken in February, 1912, showed that the average length of hospital residence was 9.85 years. This is probably a fair and low average as most well informed authorities estimate the average hospital life of the insane patients (whether alien or citizen) in the civil hospitals of New York State at ten years and over. It follows, therefore, that the average net cost of maintaining an alien patient for the time of his average residence in the New York State hospitals, at \$279.18 per annum is, \$2,749.92 exclusive of interest and that the total probable net cost to the State of the 9,241 aliens in the State hospitals September 30, 1912, if allowed to complete their average hospital residence, will be \$25,412,038.44.

It must be borne in mind that there are two hospitals for the criminal insane having a population on September 30, 1912, of

1,272, none of the aliens among whom are included in the figures of this report, and that in 1912, 198 aliens were deported and 172 nonresidents were returned from the psychopathic wards of Bellevue and Kings County hospitals and various other institutions other than State hospitals.

### Summary of Costs and Expenditures for 1912

	Average patient	Average citizen patient	Average alien patient
Per capita payment to state.....	\$16 00	\$20 55	\$4 39
Net cost of maintenance (food, clothes and treatment).....	187 45	182 90	199 06
Net expenditure (maintenance, construction and repairs).....	216 93	212 27	228 19
Total net cost (maintenance, depreciation, interest and general expense).....	267 57	263 02	279 18

Taking the costs of and the expenditure for the average alien patient, as above set forth, the totals would be:

Per capita total net cost of entire hospital residence of average alien patient.....	\$2,749 92
Total <i>net cost of maintenance</i> of all the alien insane for 1912.....	1,839,513 46
Total <i>net expenditure</i> for all the alien insane for 1912 .....	2,108,688 05
Total <i>net cost</i> of all the alien insane for 1912..	2,579,902 38
Total <i>net cost</i> of all the alien insane in civil hospitals in 1912 for average hospital residence . . . . .	25,412,038 44

For the year ending September 30, 1912, the expenditures of the Bureau of Deportation were \$46,939.24. During the same period 961 aliens were deported or repatriated and 402 nonresidents removed from the civil hospitals of New York, a total of 1,363 aliens and nonresidents taken from the civil hospitals, and in addition to these 12 aliens and 8 nonresidents were sent home in this year from Matteawan and Dannemora, while 198

aliens and 172 nonresidents were removed from hospitals and other institutions, in all 390 additional. The whole number sent from the State in 1912 was 1,753.

As the expenditures of the Bureau of Deportation represented substantially the total expense to New York State in 1912 in removing these alien and nonresident insane from its borders, the per capita net cost of removal of each insane alien or nonresident from all institutions during that year would be \$26.77, which is the result reached by dividing \$46,939.24, the total expenditure, by 1,753 the total number of aliens and nonresidents sent away. Doubtless \$26.77 is more than the average cost of removing an insane nonresident from this State and less than the average cost of repatriating an insane alien but the exact difference has not been computed. No statistics are available from which the exact cost of removing each class can be determined.

In 1912 the total net cost to New York State for the average alien patient in the civil hospitals was \$279.18. If from this is deducted \$26.77, the estimated average per capita net cost of removing alien insane from the State in the same year, the result is \$252.41, which indicates the rate of saving to the State in total net cost for the first year on every alien deported or repatriated in 1912.

On this basis the State saved for the first year in total net cost \$295,572.11 on the 1,171 aliens removed from the State in 1912. Figured on the same basis the saving to the State for the first year in net cost on the 582 nonresidents returned from the State in 1912 would be \$146,902.62, making a total saving for the first year on the 1,753 aliens and nonresidents removed in 1912 of \$442,474.73. Assuming that each of these 1,171 aliens lived out his average hospital residence in the civil hospitals of 9.85 years, the total saving would be the present worth of the State's yearly contributions for the support of these patients for such period less the cost of removal. On a 4 per cent basis the present worth of \$1 paid each year for 9.85 years, according to standard monetary tables, is \$8.00956. Accordingly the present worth of \$279.18, the yearly net cost to the State of the average insane alien, paid annually for 9.85 years would amount to \$2,236.11. Deducting from this amount \$26.77, the average cost of removing an insane alien, the remainder is \$2,209.34, which is the

net saving to the State resulting from the removal of each insane alien in 1912. If this \$2,209.34 is multiplied by 1,171, the number of insane aliens removed from the State in 1912, the product would be \$2,587,137.14, the total saving in net cost to the State from the removal of such insane aliens. On the same basis the total saving in net cost of the 582 nonresidents returned in 1912 would be \$1,285,835.02, making a grand total of \$3,872,973.02.

As the per capita expenditure increases from year to year these rates of saving will increase correspondingly.

According to the foregoing computations, for each \$1 expended by New York State in 1912 in removing alien and nonresident insane from its borders, the total savings in net cost for the first year was \$9.43 and for the patient average hospital residence (9.85 years) amounted to \$82.51.

The following is a summary of the foregoing:

SUMMARY OF SAVING TO NEW YORK STATE FROM REMOVAL OF  
ALIEN AND NONRESIDENT INSANE IN 1912

Average per capita cost of removal of an alien or nonresident insane patient in 1912.....	\$26 77
Per capita rate of saving per annum in <i>net cost</i> for each alien or nonresident removed in 1912 . . . . .	252 41
Total saving for the first year in <i>net cost</i> from removal of 582 nonresident insane in 1912..	146,902 62
Total saving for the first year in <i>net cost</i> from removal of 1,171 alien insane in 1912.....	295,572 11
Total saving for the first year in <i>net cost</i> from removal of 1,753 alien and nonresident insane in 1912 . . . . .	442,474 73
Total saving in <i>net cost</i> resulting from removal of 582 nonresident insane in 1912, based on average hospital residence of 9.85 years....	1,285,835 02
Total saving in <i>net cost</i> resulting from removal of 1,171 alien insane in 1912, based on average hospital residence of 9.85 years.....	2,587,137 14
Total saving in <i>net cost</i> resulting from removal of 1,753 alien and nonresident insane in	



1912, based on average hospital residence of 9.85 years . . . . .	\$3,872,973 02
Total saving in <i>net cost</i> for the first year for each \$1 expended by New York State in 1912 in removing alien and nonresident insane . . . . .	9 43
Total saving in <i>net cost</i> for average hospital residence of 9.85 years for each \$1 expended by New York State in 1912 in removing alien and nonresident insane . . . . .	82 51

---



---

The total number of alien and nonresident insane removed from the State in 1913 by the Bureau of Deportation was 1,352 on a total expenditure of \$59,184.14, as against 1,753 in 1912 for a total expenditure of \$46,939.24, making the per capita cost of removal \$43.78 in 1913 as against \$26.77 in 1912, a per capita increase in the cost of removal of \$17.01, or 63.54 per cent.

It is obvious that as the per capita cost of removal increases the saving resulting from the removal of the alien and nonresident insane decreases and *vice versa*.

The total estimated capacity of the fourteen civil State hospitals for the insane on September 30, 1912, as certified by the various hospital superintendents, was 26,753. The total population was 31,624, and the over-crowding was 4,871. The number of aliens on that date was 9,241.

If there had been no aliens in our insane hospitals on September 30, 1912, instead of being over-crowded by upwards of 18 per cent, the hospitals would have had vacant over 16 per cent of their capacity or room for 4,370 additional patients. This would care for the increase of our citizen (native-born and naturalized) insane population for years to come and would obviate the present necessity of increasing our hospital accommodations.

It is wholly unlikely that the per capita cost per annum of the insane will decrease; on the contrary there is every likelihood that it will increase. In 1913 the per capita gross cost of maintenance was \$206.08, an increase of \$2.63 over 1912. Heavy as

the State finds the financial burden of the alien insane, there is every reason to believe that it will become still heavier year by year unless immediate steps are taken to remove, so far as possible, the causes of present conditions.

---

## IX. SOME OF THE CAUSES OF EXISTING CONDITIONS

### RELATION OF THE STATE TO THE UNITED STATES

The fundamental reason for the existence of the problem of the alien insane is the helpless position of New York and the other states, under present law, as to the admission and expulsion of aliens.

The State has no jurisdiction over immigration, other than that incident to the exercise of its police power, and has neither the right to prevent undesirable aliens from coming within its borders nor authority to remove them therefrom once they have entered. The power to regulate immigration is vested in the Federal government alone, which by its laws and rules determines what aliens shall be admitted to or removed from the several states. If a State suffer wrong or hardship by reason of the operation of these laws and rules it can obtain no adequate relief through the exercise of its own law making powers.

The State, therefore, not only must receive within its borders all such aliens as the United States admits thereto, but must apply to the Federal authorities to remove therefrom any aliens it may find to be undesirable, for it cannot of its own right remove any of them against his will.

As bearing upon the problem of the alien insane the United States Immigration Act is all important. Section 2 of the act excludes from admission into the United States certain classes, among those named being idiots, imbeciles, feeble-minded persons, epileptics and insane persons. Section 20, which provides for the deportation of aliens, permits deportation of but two classes, those "who shall enter the United States in violation of law" and "such as become public charges from causes existing prior to landing" but neither class may be deported except "within three years after \* \* \* entry into the United States."

If then the Federal government admits within the State of New York an alien who thereafter becomes insane, the Immigration Act forbids (in that it does not permit) his deportation except within three years from the date of his entry into this country and then only if the alien has entered the United States in violation of law or has become a public charge from causes existing prior to landing.

After the three year period has expired the State may rid itself only of such insane aliens as go without objecting. Of the total number of those who thus left New York State from 1905 to 1913 inclusive, more than one-half were sent home at the expense of the State.

Although it takes five years for the alien to become a citizen, nevertheless the alien, by being three years within a State, neither desiring nor intending to become a citizen, at no time contributing by the payment of direct taxes to the support of the commonwealth and being unavailable for the military or civil duties of a citizen, may, if he becomes insane, by operation of the Immigration Act, acquire such rights as against the State that it is powerless to expel him from its boundaries or to compel his return to the country of which he is a citizen but, for its public safety and welfare or from humanitarian motives, must care for and maintain him so long as he chooses to remain.

#### THE BURDEN OF THE ALIEN INSANE IS IMPROPERLY PLACED AND IS BORNE UNEQUALLY

Under the Immigration Act not only is the individual State without power to prevent the entry of undesirable aliens or to compel the expulsion of aliens who become insane but, because of the immigration rules, the financial burden of the alien insane is cast upon the several States and not upon the United States. It might not make so much difference, in one aspect of the case, if this burden were equally distributed among all the States, but the facts of this report show that New York State has far more than its proper share of the alien insane and sustains a proportionately larger part of the resultant cost. That this burden is likely to continue to be disproportionate is evidenced by the fact that of the 838,172 immigrants arriving in the fiscal year ending

June 30, 1912, 239,275, or 28.5 per cent, were destined to New York State.

Since jurisdiction over immigration is vested in the Federal government alone, it is but equitable that the nation as a whole and not some few of the several states should bear the burden incident to the exercise thereof. If the United States, for humane or other reasons, elects to retain within its borders as public charges insane persons who have never acquired the rights nor assumed the duties of citizenship it is but common justice that it and not a small minority of the states should provide the requisite care and maintenance.

A careful examination of the Immigration Act reveals no provision for payment for the maintenance of aliens who "become public charges from causes existing prior to landing" in which category are most of the aliens deported under Federal warrant.

The only portions of the act touching upon expenses connected with the alien insane are found in sections 19 and 20.

Section 19 of the act directs the immediate return of all aliens brought to this country in violation of law and charges their maintenance while on land and the expense of their return to the owners of the vessels on which they came and also permits an insane alien, whose health or safety would be unduly imperiled by immediate deportation, to be held for treatment at the expense of the "immigrant fund" until such time as he may be safely deported.

Section 20 provides for the payment of the expense of removing to the port of deportation and transporting thence the alien for whose deportation the Secretary of Labor has issued a warrant.

The Immigration Act, therefore, while imposing upon the United States, by section 20, the duty of deporting aliens who become "public charges from causes existing prior to landing" in order that they shall not continue to be "public charges," fails entirely to provide for the discharge of the financial obligation necessarily arising in connection with the full performance of that duty.

In actual practice in the past the matter has been governed by the immigration rules under authority of section 22 of the Immigration Act.

At one time the government, very properly, reimbursed the State from the day the deportable alien was admitted into a State hospital—the day when he became a “public charge.” By successive modifications, each resulting in lesser payments to the State, the irreducible minimum appeared to have been reached in the present subdivision 7 of Rule 22 of the immigration rules which, so far as pertinent, reads:

“Subd. 7. *Cost of maintenance pending deportation on warrant.*—The cost of maintaining aliens during these proceedings may be borne by the Government, but as to aliens who have become public charges from causes existing prior to landing, such cost will be allowed only for the period subsequent to the date of issuance of warrant of arrest, and then only in case this is followed by an order of deportation. Maintenance bills under this rule shall be delivered to the immigration officer in immediate charge of the case within twenty days from the close of the calendar month in which occurs the death of the alien or removal from the institution for deportation, and failure so to render them shall relieve the United States from any responsibility for the payment thereof.”

“The period subsequent to the date of the issuance of warrant of arrest” for which the government would reimburse the State under the above rule is sometimes but a matter of a few days but in no instance represents the entire time during which the deportable alien has been a “public charge” of the State. It should further be noted that under the rule no allowance is made to the State unless the warrant of arrest is followed by an order of deportation.

The report of the Bureau of Deportation for 1913 states that in practice the reimbursement is even smaller than that prescribed in the rule, as maintenance charges are now allowed only from the date of the service (not of the issuance) of the warrant until the date of removal of the insane alien from the institution by the government officials. It is also stated therein that in cases where warrants of arrest have actually been issued and the deportable aliens have died in the hospitals before their deportation could

be effected the government has refused to pay the maintenance charges.

Under date of December 24, 1913 the Acting Commissioner of Immigration at Ellis Island notified the New York State authorities that the Secretary of Labor had suspended that portion of subdivision 7 Rule 22 "which relates to the maintenance of aliens who become public charges from causes existing prior to landing, such suspension to become effective December 31, 1913, after which date maintenance bills for the care of alien public charges will not be paid by the Government." The necessity for the suspension is stated in the letter of notification to be "the fact that Congress has not sufficiently provided for the maintenance and upkeep of the Immigration Service during the current fiscal year and vigorous retrenchment is essential." The final statement in the letter is "There is no requirement of law which obligates the Government to pay these bills and the only remedy for the situation lies in an increased appropriation by Congress."

For the year ending September 30, 1913 the Federal government paid New York State \$8,290.57 for care and maintenance of insane aliens and at the end of the year owed the State for the same purposes \$1,594.43 additional, a total of \$9,885. In contrast with the net cost of the alien insane to the State of New York in 1912 amounting to \$2,579,902.38, this \$9,885 seems insignificant.

In the past the State of New York has expended annually very large sums of money upon the alien insane which of right should have been paid by the Federal government and to the repayment of which it is equitably entitled. But whether or not recompense is had for the past, justice should be done in the future and the United States should assume the cost of the care and maintenance of deportable aliens from the time they become public charges.

Originally when the State of New York supervised immigration at the Port of New York the State collected a head tax. Now, pursuant to section 1 of the Immigration Act, the Federal government collects a head tax of \$4 upon every alien entering the United States. In view of these facts the government's failure to reimburse the State of New York for the care and maintenance

of the deportable insane aliens is both inconsistent and unjustifiable.

The more serious aspect of the situation, however, is that the Federal government is not made to feel its obligations. When the United States is made to bear its proper share of the financial burden of the alien insane its laws, rules and efforts in excluding and deporting mentally diseased and defective aliens will become correspondingly more efficient.

It is interesting to note in connection with this matter of the reimbursement for care and maintenance of the insane aliens that the government acts quite differently in respect to an alien "who is a lawful resident of the United States and who has become a public charge from physical disability arising subsequent to landing," who is deported with his consent and the approval of the government. Under Rule 24 such an alien may be deported within one year from landing at the expense of the United States and "the charges incurred for his care and treatment in any public or charitable institution from the date of notification to an immigration official until the expiration of one year after landing may be paid by the Bureau at such rates as it shall accept as reasonable."

The justification for this difference in attitude is not readily apparent.

#### DEFECT OF THE IMMIGRATION ACT AS TO CLASSES EXCLUDED

Section 2 of the Immigration Act excludes from admission to this country among others these classes, viz.:

(1) "Idiots, imbeciles, feebleminded persons, epileptics and insane persons."

(2) "Persons who have been insane within five years previous."

(3) "Persons who have had two or more attacks of insanity at any time previously."

(4) "Persons likely to become a public charge."

(5) "Persons not comprehended within any of the foregoing excluded classes who are found to be and are certified by the examining surgeon as being mentally or physically defective, such mental or physical defect being of a nature which may affect the ability of such alien to earn a living."

While these classes include all of the mental defectives and the insane, they do not include two classes particularly likely to become insane.

Many of the aliens in our State hospitals became insane on account of chronic alcoholism and many more of them evidenced constitutional psychopathic inferiority before becoming insane. Few, if any, of these are included in the foregoing classes.

Moreover persons who have been insane at any time previously should be excluded. Further the exclusion of no mentally defective person should rest upon his inability to earn a living but the exclusion of all mentally defective persons should be mandatory.

To accomplish these changes there should be added to paragraph (1) above the words "Persons with chronic alcoholism, persons with constitutional psychopathic inferiority, and persons who have been insane at any time previously."

Paragraphs (2) and (3) as above numbered should be stricken from the law and also the words "mental or" in paragraph (5).

#### TIME LIMIT UPON DEPORTATION

Section 20 of the Immigration Act provides in part "That any alien who shall enter the United States in violation of law, and such as become public charges from causes existing prior to landing, shall, upon the warrant of the Secretary of Labor, be taken into custody and deported to the country whence he came at any time within three years after the date of his entry into the United States."

Table 14 gives the length of time within the United States before admission to the New York civil hospitals of the aliens and patients of unascertained citizenship, numbering in all 15,985, among the first admissions for the eight years from 1905 to 1912 inclusive.

Assuming that the time in this country before admission to the State hospitals of alien patients and of patients whose citizenship was unascertained was relatively the same, the percentages for the various time divisions, as given in Table 14, would apply alike to aliens and patients of unascertained citizenship. It appears, therefore, that of the alien first admissions for the eight years, 1905-12, 17.7 per cent entered the hospitals within three



years after landing in the United States, 9.3 per cent entered after being here three years but less than five years and 64.3 per cent after having been in this country more than five years. The time prior to admission of 8.7 per cent of the aliens could not be ascertained. Assuming the time of the unascertained cases in the United States before admission to be relatively the same as that of the known cases the percentages would be changed as follows:

	Per cent
Aliens admitted within three years after entering the United States . . . . .	19.4
Aliens admitted more than three years but within five years after entering the United States. . . . .	10.2
Aliens admitted more than five years after entering the United States . . . . .	70.4

From the latter figures it is apparent that under the present time limit upon deportation of three years as fixed by the Immigration Act, New York State cannot expect more than 19.4 per cent of the alien first admissions to the civil hospitals to come within the limit, leaving 80.6 per cent nondeportable, while if the deportation period be extended to five years 29.6 per cent of the alien first admissions would be included leaving 70.4 per cent who would not be subject to deportation.

It should also be noted that not all the insane aliens who enter the New York civil hospitals as public charges within three years after their entry into this country are deportable, as the causes of the insanity of all of them either did not exist prior to such entry or cannot be proved to have so existed.

From the foregoing calculations it will readily be seen that the three-year limit upon deportation is wholly inadequate and that the substitution of a five-year limit would likewise be insufficient, since even with the latter limit more than seven-tenths of the alien insane first admissions to the New York hospitals from 1905 to 1912 inclusive could not legally have been deported.

The shorter the time limit upon deportation the larger will be the number of the alien insane remaining in our hospitals.

From the purely logical standpoint there is no reason why there

should be any time limit upon the deportation of the alien insane, as the State should care for and maintain none but its own indigent citizen insane.

#### DEFECT OF THE IMMIGRATION ACT AS TO "PUBLIC CHARGES"

Under section 20 of the Immigration Act, above quoted, but two classes of insane aliens are deportable — those "who shall enter the United States in violation of law" and "such as become public charges from causes existing prior to landing."

Even though the alien becomes insane from causes existing prior to landing he is not deportable unless he becomes a public charge, provided his entry into the United States was legal.

Thus the law makes a distinction in favor of the insane alien who commands resources sufficient to keep him from becoming a public charge as against the insane alien who has no funds at his command, though the former is no more useful or desirable an individual than the latter. From the eugenic point of view they represent equal possibilities of ill for the generations to follow. According to the theory of the law the insane alien is no menace unless and until he becomes a public charge.

In operation the law is as defective as in theory. Under its provisions it is necessary only for the relatives or friends of an alien who becomes insane from prior causes within the three-year period to prevent his becoming a public charge before the three years have expired. After that time not only is it impossible to send the alien home without his consent, but the State must care for and maintain him.

#### PROVISION OF THE IMMIGRATION ACT AS TO "CAUSES EXISTING PRIOR TO LANDING"

According to section 20 of the Immigration Act the insane alien who is a public charge can be deported only if his insanity arose "from causes existing prior to landing." He cannot be deported if the causes of his psychosis arose subsequent to his landing. As to prior causes the government disclaims responsibility; of subsequent causes it puts the burden upon the states.

The causation of insanity is at best a difficult and intricate subject. Theoretically causation should not enter into the question.

but if the causes of insanity are to continue to be determining factors in deportation, the Immigration Act should be amended so as to provide that an alien becoming insane may be deported unless the causes of his insanity arose subsequent to his entry into this country.

If any extrinsic facts are needed to prove the existence of the causes of the alien's insanity prior to his landing they cannot be obtained in this country as readily as in the country from which the alien migrated, while the facts establishing causes arising subsequent to his landing should be obtainable here, if anywhere.

The law, moreover, places the burden of proof as to the causation of the alien's insanity upon the State and not upon the alien. If the State fails to establish that the alien's insanity arose from "causes existing prior to landing" the alien escapes deportation.

This is emphasized by subdivision 3 of Rule 22 of the Department of Labor, Bureau of Immigration, relating to the facts to be set forth in the medical certificate essential in deportation, of which paragraph (d) requires proof as to "Whether the causes which render the alien a public charge existed prior to landing or arose subsequent thereto, and in the former case the reasons in detail justifying such a conclusion."

Placing this burden of proof upon the State is but the grant by the Federal government to an insane alien of an additional right as against the State and, in practice, inflicts a considerable hardship.

#### "DECISION No. 120"

Although the law and immigration rules make it difficult for the State of New York to rid itself of undesirable aliens, yet the rule promulgated by the late Department of Commerce and Labor and commonly known as "Decision No. 120," greatly increases the difficulty.

This decision was rendered by a solicitor of the Department of Commerce and Labor, January 11, 1912, and was later (February 3, 1912) approved by the Attorney-General.

The history of this decision may be found in the report of the Bureau of Deportation for the year ending September 30, 1912.

In substance the decision amounts to an assertion of the proposition that medical and other examinations of an insane alien.

opinions of qualified alienists and recommendations of the Commissioner of Immigration are valueless unless accompanied by some affirmative facts which would prove to a lay mind that the cause of the alien's insanity existed prior to landing.

Even if a medical opinion is as stated in "Decision No. 120" "wholly ex post facto" it should not be rejected upon that ground alone. If the author of the opinion possesses the requisite qualifications and the opinion is given in a proper case due weight should be attached to it.

Much medical opinion must necessarily be of a nature "wholly ex post facto."

It is no "bald medical opinion," to use a phrase of the decision, to assert that the paretic must have suffered from syphilis some years prior to his insanity, though no present evidence of the physical disease appears; on the contrary it is a sound medical opinion based upon experience, observation and study. In the case of typhoid fever, for example, the symptoms of the disease prove "ex post facto" that there must have been a prior entrance of the typhoid bacillus into the body of the patient.

To entitle it to reception as a precedent and authority "Decision No. 120" should have gone further than it did and shown either that the alienists were incompetent to express the opinions in question or that the psychosis from which the patient suffered was one wherein an opinion "wholly ex post facto" was of no value. In the latter case "Decision No. 120" might properly serve as a precedent until such time as psychiatry could demonstrate that medical opinion "wholly ex post facto" could be relied upon as to the priority of the causation of the particular psychosis.

"Decision No. 120" cannot, however, be upheld upon the ground that an opinion "wholly ex post facto" was of no value in that particular case. The mental disease under consideration therein was manic-depressive insanity, the primary cause of which is a fundamental defect. This cause was very properly termed by the examining physicians "constitutional psychopathic tendencies and mental instability."

It must be readily apparent that in the cases of many insane aliens the "affirmative fact," made essential by "Decision No. 120" to prove the prior existence of the insanity, is unprocurable.

In such instances in addition to assuming the burden of proof the State, by virtue of "Decision No. 120," must labor under an improper rule as to the weight of evidence.

The immediate result of "Decision No. 120" was not only that the State was unable to deport the insane alien in whose case the opinion was rendered (more than 18 months later she was still an inmate of a New York institution) but a larger number of warrants of arrest for deportation in other cases were cancelled by the Department of Commerce and Labor. These cancellations numbered 36 in 1911 and 80 in 1912. To "Decision No. 120" the Bureau of Deportation of New York State attributed to a great extent this increase.

The effect of and any necessity for "Decision No. 120" would disappear if, as suggested, the Immigration Act permitted the deportation of an insane alien unless it be shown that the causes of his insanity arose subsequent to landing.

Even if this suggested amendment is not immediately enacted, it is hoped that the present Department of Labor, as the result of riper experience in the science of psychiatry, will see fit in cases of deportation to give to the certificates of competent alienists, the same probative force which section 10 of the Immigration Law itself declares they shall have when the question of exclusion is involved.

#### CANCELLATION OF WARRANTS OF ARREST FOR DEPORTATION

From the reports of the New York State Commission in Lunacy, now the State Hospital Commission, for the years 1910 to 1912 inclusive, it appears that the then Department of Commerce and Labor cancelled, in 1910, 12 warrants of arrest for deportation obtained by the New York State authorities, 36 in 1911 and 80 in 1912, an increase of 566 per cent in three years.

In the majority of all these cancellations the officers of the United States Public Health Service and the lay immigrant inspectors concurred in the opinions of the New York State alienists as to the deportability of the insane aliens.

As section 21 of the Immigration Act required the Secretary of Commerce and Labor to deport an alien if *satisfied* that the alien is subject to deportation, it is evident that in more than 50

per cent of the cancellations expert medical opinion failed to satisfy the Department of Commerce and Labor. This indicates a radical difference of opinion between the lay and medical minds which is of very large moment to New York and other states.

If "Decision No. 120" is typical of the grounds taken in cancelling warrants of arrest it is sincerely to be hoped that the present Department of Labor will not follow the precedents of its predecessor, the Department of Commerce and Labor.

To cancel even one warrant of arrest is a serious matter, both in its eugenic and financial aspects; to nullify 128 warrants in three years, and in rapidly increasing numbers, is so grave in its possibilities as to call for immediate inquiry into its justification, and speedy correction, if unjustified.

Under subdivision 4 of Rule 22 of the Immigration Rules, the alien for whom a warrant of arrest for deportation has been issued, is granted a hearing, allowed to inspect the warrant and all the evidence on which it was issued, to be represented by counsel and to offer evidence. It is but fair and proper therefore that in every case where there is any question as to the deportability of an insane alien the State be properly represented, hear all the evidence offered in behalf of the alien and be given a reasonable opportunity to present evidence in rebuttal. If the evidence of the State is deemed insufficient to warrant deportation the State should have the right not only to present additional evidence but also to examine any evidence submitted on behalf of the insane alien. It is credibly asserted that in the past these rights have at times been denied the State.

#### ACCEPTANCE OF BONDS

Section 26 of the Immigration Act, permitting the landing of aliens under bonds is as follows:

"That any alien liable to be excluded because likely to become a public charge or because of physical disability other than tuberculosis or a loathsome or dangerous contagious disease may, if otherwise admissible, nevertheless be admitted in the discretion of the Secretary of Labor upon the giving of a suitable and proper bond or undertaking, ap-

proved by said Secretary in such amount and containing such conditions as he may prescribe, to the people of the United States, holding the United States or any state, territory, county, municipality, or district thereof harmless against such alien becoming a public charge. The admission of such alien shall be a consideration for the giving of such bond or undertaking. Suit may be brought thereon in the name and by the proper law officers either of the United States Government or of any state, territory, district, county, or municipality in which such alien becomes a public charge."

Under this provision of law it is asserted that aliens afflicted with insanity have been admitted to the State of New York under bond. If the assertion is correct the aliens were admitted in violation of law and were deportable under section 20 of the Immigration Act.

It will be noticed that section 26 permits the two following classes of aliens to be admitted under bond, viz: Those "liable to be excluded because likely to become a public charge or because of physical disability (other than tuberculosis or a loathsome or dangerous contagious disease) *if otherwise admissible.*"

Under section 2 of the act "insane persons" are specifically "excluded from admission into the United States" as are "persons likely to become a public charge." Therefore persons afflicted with insanity are not "*otherwise admissible*" in the language of section 26 nor could they by any construction be embraced within the meaning of the words "likely to become a public charge" in section 26.

Even if the law permitted the admission of insane aliens under bonds it would be a most unwise and dangerous practice from any point of view.

#### LACK OF SUFFICIENT FUNDS IN THE PAST FOR RETURN OF THE ALIEN AND NONRESIDENT INSANE BY THE STATE

There are two methods by which insane aliens are returned to their native countries from the State of New York. The first, "deportation," is that employed where the insane alien is sent back by the United States government pursuant to the provisions

of the Immigration Act. In deportation the expense of travel from the port of embarkation is borne by the transportation line by which the alien came to this country. The second, known as "repatriation," is the method employed by the State for returning insane aliens who cannot be "deported" under the provisions of the Federal law. All expenses connected with repatriation are borne either by the State or by the repatriates, their relatives or friends.

The work of repatriation in New York State is conducted by the Bureau of Deportation (which prior to 1912 was known as the Board of Alienists) under the supervision of the State Hospital Commission. This Bureau also assists in Federal deportations and, among other duties, attends to the return to other states of the nonresident insane.

During the past three years the State of New York has repatriated 1,677 insane aliens as against 1,143 deported from New York State by the United States government under Federal warrant. In addition during the same period the State has returned 1,411 nonresident insane to other states. The expense to the United States in returning these 1,143 deportees was relatively negligible, as this was largely borne by the steamship companies, while New York State bore the entire cost of sending home 970 repatriates and 614 nonresidents, the remaining 707 repatriates and 797 nonresidents going at their own expense or that of their relatives or friends.

The great increase in recent years in the numbers of the insane sent to their homes from this State is shown by the tables on page 10.

In repatriation the State first ascertains the willingness of the alien to return, next, if possible, whether his friends in the country from which he emigrated will provide for him when he is returned; further, that he is in a fit condition to travel; and beyond all this, it is the custom to buy his ticket to his own home, and, when necessary, to send with him a nurse or attendant whose expenses are paid by the State of New York. Moreover the alien is provided with a sum of money to place in his pocket on his return home.

The remarkable thing about repatriation is that it is conducted under no asserted right whatsoever of the State of New



York, but only by and with the consent of the repatriates themselves, their relatives or friends and under an informal arrangement with the various steamship lines entering the port of New York.

The number of the alien and nonresident insane in our State hospitals who can be repatriated or returned is determined primarily by the amount of the appropriations made each year for that purpose by the State Legislature.

In some years the legislative appropriations have been insufficient to enable the State authorities to repatriate or return all of the alien or non-resident insane who were willing to go back to their homes. For example the Board of Alienists stated in their annual report for 1911 that at the close of the fiscal year nearly 300 alien patients remained in the State hospitals solely because of lack of funds to secure their repatriation.

Moreover the insane aliens, their friends and relatives apparently are becoming more eager to take advantage of repatriation through the Bureau of Deportation, both because of the safe and humane method of return which it affords and also because in many, if not in the majority of cases, the alien is benefited both physically and mentally.

In comparison with the resultant saving to the State as heretofore shown herein, the total amount of the appropriations for the Board of Alienists and its successor, the Bureau of Deportation, from the beginning of the work in 1905 to and including 1913 are insignificant.

Aside from all eugenic considerations and looking at the matter simply from the financial standpoint the State of New York can appropriate funds for no purpose so profitable as that of removing from its borders the alien and nonresident insane who desire to return to their homes.

As it appears that of the alien first admissions to the New York hospitals during the years 1905 to 1912 inclusive, more than 80 per cent were admitted after the time had expired within which they could be deported under the Immigration Act, the only way of removing these aliens from our hospitals under existing conditions is by repatriation through the State Bureau of Deportation. This gives some idea of the importance of the work

of this Bureau, the necessity of furnishing it with adequate appropriations and the saving it can accomplish for the State, having in mind the fact that on September 30, 1912, there were 9,241 aliens in our hospitals.

Through the work of the Bureau of Deportation in 1912 the net increase of patients receiving care at the expense of the State was the smallest in many years. This result gives hope that the abnormal rate of increase of past years may be obliterated.

It is the opinion of this Commission, as the result of its investigation, that with an efficient and sufficient personnel and with adequate funds at its disposal the Bureau of Deportation can remove this year from the various institutions of this State many more alien and nonresident insane than have been removed therefrom in any single year since the work was organized in 1905.

#### DIFFICULTIES WITH STEAMSHIP COMPANIES IN REPATRIATING INSANE ALIENS

In the past the State authorities have encountered much opposition from transatlantic steamship companies entering the Port of New York to receiving as passengers insane aliens able to travel. The annual reports of the Bureau of Deportation for 1912 and of the Board of Alienists for 1911, show that many such cases were refused passage.

Under date of November 17, 1912, various transatlantic lines entered into an arrangement with the New York State officials which provided uniform rules for sending insane aliens abroad, the substance of which is as follows:

“ 1. The New York State Hospital Commission have advised that they will not ask for tickets for any patients who are not in condition to travel without danger to themselves or others, or for any patient who would give trouble to the officials of the ship or other passengers.

“ 2. In the event of the Commission sending patients who would be liable to need special care and attention a competent attendant will accompany them.

“ 3. The right of the alien to return must be fully established to the satisfaction of the line.

“ 4. The State Hospital Commission to furnish certificate stating the exact condition of the alien, and giving full particulars as far as known of the case.

“ 5. The State Hospital Commission to furnish transporting line with the name and address of the nearest relatives abroad who will care for the passenger after arrival.

“ 6. The State Hospital Commission to purchase tickets for such passengers only through the head offices of the lines in New York.

“ 7. That as far as possible insane aliens will be returned to the country from whence they came on the lines which brought them.”

The foregoing arrangement is entirely informal, is not legally binding, and no definite duration being stated, may be terminated at any time and without notice by the steamship companies.

It seems superfluous to point out that the right of the State of New York to repatriate aliens by the steamship companies which originally brought the aliens to this country should be derived from the law and not rest upon an unstable understanding.

Under section 21 of the Immigration Act steamship companies are guilty of a misdemeanor and subject to a fine of not less than \$300, the vessel being denied clearance until the fine is paid, “ for failure or refusal \* \* \* to take on board, guard safely and return to the country whence he came any alien ordered to be deported.”

Steamship companies should be under the same legal penalties “ for failure or refusal to take on board, guard safely and return ” those whom the State desires to repatriate as those whom the United States orders deported. The Immigration Act should be amended to this effect and the State of New York should enact a law to accomplish the same purpose.

#### EXAMINATION OF IMMIGRANTS BY THE STEAMSHIP COMPANIES

The testimony of representatives of various steamship companies entering the Port of New York developed a further reason for the heavy burden of foreign-born insane that the State of

New York is obliged to bear, which is much more than that of any other State in this country.

Various methods of medical examination of immigrants are employed by the different steamship companies. On the borders of Germany certain steamship lines jointly maintain the so-called "Control Stations" at which all immigrants from Russia must be examined before they are permitted to pass through Germany. At these stations the doctor of the steamship companies examines the immigrants to ascertain if they come within the requirements of the Federal Immigration Act. On the way to Hamburg the Russians are submitted to a cursory examination at a suburb of Berlin by another physician of the steamship lines, are looked over by other doctors of the companies in the immigrant halls at Hamburg, more particularly with reference to contagious diseases and hernia, and finally file before a government doctor and a ship's doctor as they embark upon the transfer boat.

Of the remaining immigrants from Northern Europe some are subjected only to the examination of passing in line before examining physicians as they embark, while others in addition to this undergo an examination like that had in the immigrant halls at Hamburg.

In Great Britain there is but one examination made of British immigrants, which is conducted upon the wharf of the steamship company or upon the lighter which carries the immigrants to the ship.

In Italy the examination is made at the various ports by an official of the Italian Government, assisted by the ship's surgeon and in some instances (through the courtesy of the Italian Government) by an officer of the United States Public Health Service. The chief purpose however of the presence of the latter at the examination is the detection of trachoma — a contagious disease of the eyes.

The value of these examinations in detecting mental defects or psychoses may be readily seen when we are told, for example, that the British immigrants are examined during the time required for the barge to go from the landing-place to the ship, which

means that from 200 to 600 are examined in about half an hour, or from 7 to 20 per minute, and that at the Italian ports the lowest rate of examination is 200 per hour, and the highest rate 400 per hour, or about 3 to 6 per minute. We are further told that these immigrants are under observation during their journey from the port of embarkation to Ellis Island, but that no special examination is made as to their mental condition.

No testimony was produced before this Commission which showed anything approaching an adequate examination by the steamship companies for the detection of mental diseases. Such examinations as were had appeared to be merely incidental to the examination to detect the physical diseases which exclude immigrants under the Federal Immigration Act.

Section 9 of the Immigration Act imposes a fine of \$100 upon a transportation company (other than railway lines entering the United States from foreign contiguous territory) bringing into this country "any alien, subject to any of the following disabilities: idiots, imbeciles, epileptics or persons afflicted with tuberculosis or with a loathsome or dangerous contagious disease" if it appears to the satisfaction of the Secretary of Labor that the alien was so diseased or disabled at the time of foreign embarkation and that the existence of such disease or disability might have been detected by means of a competent medical examination at such time.

The mental defectives and the insane excluded from admission into the United States under section 2 of the Immigration Act, as heretofore stated, include "All idiots, imbeciles, feeble-minded persons, epileptics, insane persons, and persons who have been insane within five years previous; persons who have had two or more attacks of insanity at any time previously; \* \* \*; persons likely to become a public charge; \* \* \*; persons not comprehended within any of the foregoing excluded classes who are found to be and are certified by the examining surgeon as being mentally or physically defective, such mental or physical defect being of a nature which may affect the ability of such alien to earn a living."

Though the insane and feeble-minded are forbidden entry into this country by section 2 of the Immigration Act there is no

penalty imposed by section 9 thereof for bringing them here, the importation of "idiots, imbeciles and epileptics" alone in the aforementioned excluded classes, being a finable offense.

This condition should be remedied and section 9 of the Immigration Act should be broadened so as to include, in the same manner as in the proposed amendment to section 2, not only the insane and the mental defectives, but also persons with chronic alcoholism and persons with constitutional psychopathic inferiority, while the amount of the fine should be substantially increased.

With their agencies all over Europe the steamship companies have both facilities and opportunity for making careful investigation and examination of intending immigrants in order to prevent the classes above enumerated from coming to us and, in view of the profits derived by these companies from immigrant traffic, it is but reasonable that they should be required to do this, to the best of their ability.

To see what may be accomplished along similar lines we need only consider what has been done in the past toward eliminating from among immigrants some of the contagious diseases.

#### INADEQUACY OF MEANS FOR DETECTING INSANITY OF IMMIGRANTS AT THE PORTS OF DEBARKATION

As to the examinations heretofore had at Ellis Island, it is sufficient to quote from an address of the Hon. William Williams, late United States Commissioner of Immigration, before the Mental Hygiene Conference at New York City, November 14, 1912, in which he says:

"I shall refer only to the detection of the mental diseases with which immigrants may be afflicted, and shall show how inadequate are the ways and means which Congress has provided therefor. I am one of those who believe that the Legislature does only half its duty when it enacts a good law. The other half is to furnish adequate machinery and ways and means for its execution, without which the law accomplishes only a part of its purpose, and is there to perplex executive officials whose sworn duty and desire it is to execute it.

“Immigration to this county is at a very heavy rate. In round numbers it has during each of the past ten years averaged 900,000 annually, and the great bulk of it has been through Ellis Island. Only last month there arrived at New York over 80,000 aliens, an average of nearly 2,600 a day. Nor are the arrivals evenly distributed over the days of the month, on the contrary there arrive sometimes for several days in succession 4,000 or 5,000 a day. A great many of these people come from the poorer classes of the poorer countries of Europe. Their general physical condition is often far from good and their ignorance beyond belief. Not only are many illiterate, but many do not know the days of the week, the months of the year, their ages, or any country in Europe outside of their own. These people speak many strange tongues and dialects, and interpreters familiar with approximately forty are necessary to enable the government authorities to converse with them. A number of those who are undesirable additions to our population are nevertheless admissible under the low requirements of existing law. Obviously the task of picking out from amongst this heterogeneous mass those suffering from any mental disability is a gigantic one. It would be impossible of complete performance even if the medical staff was in size what it should be. But Ellis Island has to transact its heavy business with the instrumentalities and facilities which Congress provides. It has in all 650 officials. Of these about 130 belong to the Public Health Service, which number includes all medical officers, (doctors), hospital attendants, and nurses. The medical officers number only 21, far too few, for they have to perform a multitude of duties in relation both to the inspection of the masses of immigrants who arrive and the care of those detained at Ellis Island hospitals for sickness, such sick numbering at times several hundred.

“The process of medical inspection is roughly this: Each immigrant passes before two medical officers who rapidly look him over with a trained eye and set aside for special examination all who bear any indications of physical or

mental defects. Those so set aside are, for the purposes of mental examination, subjected to well systematized test questions, which the medical officers have evolved from their own special experience, and they apply also such recent modern and scientific methods as those worked out by Binet-Simon, Fernald, Goddard, and others. All such special cases, of which last year there were about 5,000, are gone into very thoroughly and are often detained eight days, or longer, for mental observation. But not enough cases are thus set aside, because the medical officers are compelled to work too quickly and lack the requisite number of interpreters to enable them to converse with each immigrant as he goes by. Furthermore, the space at Ellis Island available for the observation of immigrants suspected to be suffering from mental defects is too small."

Mr. Williams further stated that he had frequently called attention to these matters, asking for an additional force of medical officers, for better accommodations for the examination of the incoming immigrants, and for various other necessary facilities, and that Congress had, to a limited extent only, taken note of these matters.

Since this address was delivered in November, 1912, reports from Ellis Island show that the examinations there made for the detection of mental disease have been much more effective than formerly but that the number of medical officers, and the facilities and funds are still very inadequate.

#### NEW ENVIRONMENT OF THE IMMIGRANT

It has been suggested, and with reason, that one of the causes of insanity among our alien population is changed environment. Immigrants are plunged into a hurried struggle for existence, quite different in many instances from the slower and more even life to which they have been accustomed; a vast rural population suddenly enters city life; they are in a strange country, whose language, food and customs differ from their own; they are called upon to make unusual exertions and to undergo much privation,



frequently in order that they may send for their families as soon as possible, and often, having but weak resisting powers, they succumb to an hereditary taint or to a fundamental defect in personality and their insanity develops.

It is doubtless true that the new environment of the immigrant is in part responsible for some of the insanity among aliens, but to what extent it is impossible at this time to determine. It is very significant, however, that many, if not the majority of authorities believe that an unfavorable environment, as a cause of insanity, is usually associated with an inherited weakness or a fundamental defect in makeup; that the mental breakdown occurs in such instances when the stress of existence bears down upon an individual already thus predisposed.

As bearing upon the subject of environment some of the statistics published in the New York State Hospital Commission's "Statistics of the Insane for the year ending September 30, 1912" are of interest. It appears therefrom (pages 26 and 27) that 65.1 per cent of all the first admissions to the civil state hospitals for that year were residents of first class cities, New York City alone furnishing 58.3 per cent, of which 1,673 were males and 1,672 females. In the villages and rural districts the male first admissions numbered 577 and the females 480, while in the rural districts alone the male first admissions numbered 205 and the female 122.

Of the first admissions for 1912 the number of insane per 100,000 of population was as follows:

	Number per 100,000 of population
Whole State .....	59.9
First class cities.....	64.5
Second class cities.....	54.1
Third class cities (20,000 to 50,000).....	55.6
Third class cities (10,000 to 20,000).....	63.5
Third class cities ( 8,000 to 10,000).....	49.9
Villages and rural districts.....	45.3

The greater frequency of insanity in the cities as compared with the country is apparent from the foregoing.

Other interesting data in "Statistics of the Insane" show that senile insanity is relatively less frequent in the larger cities than in the villages and rural districts, but that dementia paralytica and alcoholic insanity are much more prevalent in the former.

To improve the environment of the immigrant in this country is highly desirable, but that alone will not solve this portion of the problem of the alien insane, if we are to continue to receive numerous individuals with an inherited weakness or a fundamental defect in makeup. Both improvement in environment and exclusion of these individuals are essential. From the standpoint of humanity alone, and aside from all thought of the State, the community and the future generations, we should not permit such persons to be subjected to the possibilities of mental disaster present in a new and strenuous environment.

#### PREVALENT PSYCHOSES

What we term "insanity" includes many different mental diseases or "psychoses." In a study directed to the consideration of insanity as a disease it would be desirable to consider these psychoses at length.

According to the testimony of the various hospital superintendents and the statistics of the New York State Hospital Commission the most prevalent psychosis in the civil hospitals of New York is what is now generally known as dementia praecox; the second in order of prevalence is general paresis (dementia paralytica) with manic-depressive insanity, senile dementia and alcoholic insanity following.

The first of these is an incurable psychosis of long duration having in some instances, periods of lucidity; the second is uniformly fatal, while alcoholic insanity may present an apparent cure yet the individual afflicted with it usually succumbs to his dipsomania with the result that the return of his psychosis is only a matter of time.

From the testimony of the hospital superintendents but little difference exists in the prevalence of dementia praecox in native-born and foreign-born, but general paresis and alcoholic insanity are relatively more frequent among the foreign-born than among the native-born.

The consensus of medical opinion given this Commission was to the effect that dementia praecox and manic-depressive insanity depend, in a great number of instances, upon fundamental defects, or inherited weaknesses, while the causation of general paresis was, in every instance, ascribed to syphilis, the disease originating five years or more after the appearance of the original lesion.

The possibility that the insane may procreate does not in all instances terminate upon their commitment to a State hospital. In cases of dementia praecox as well as those of alcoholic insanity, patients not infrequently have intervals of considerable duration of freedom from mental symptoms, during which they are discharged from the hospital and in some instances have offspring to whom the hereditary taint may be transmitted.

As general paresis rarely develops within five years after the original lesion, and often not until ten years thereafter, the inadequacy of the deportation period of the Federal law to cover these cases is obvious.

---

## X. EUGENIC EFFECTS

However urgent the economic factors in the problem of the alien insane may be, far more serious possibilities lie in the effect of the mental defectives and the insane within our borders upon our future generations.

Eugenics — the practical application of facts learned in the study of heredity — is one of the most recent undertakings for race betterment, dating back little more than twelve years, while that branch of it relating to heredity in mental defects and diseases was taken up scarcely more than five years ago, research work therein being confined substantially to this country and Germany.

From the results already obtained we can see how important to our descendants is a complete knowledge of the transmission of insanity and mental defect by heredity. For many years the popu-

lar mind has associated insanity with heredity. This belief has been confirmed by modern investigation so far, at least, as to assure us that heredity is by far the most important single factor in the causation of certain forms of mental diseases.

To ancestors afflicted with feeble-mindedness, with dementia præcox and other mental disorders, numerous mentally defective or mentally diseased descendants have been traced in many of the families that have been investigated, while in a few of the cases examined, where one party to the marriage was normal (and presumably of pure normal ancestry) the other being insane, some normal children resulted.

The result of investigations of heredity in mental diseases and defects down to the present time entirely justifies the statement that it is highly undesirable that the feeble-minded, epileptics and those with certain types of insanity should have children.

It is patent, therefore, that both the insane, the mental defectives, and those particularly likely to become insane, who are so undesirable as parents of future generations of Americans, should be excluded so far as possible from entry into this State and country. If however they have been admitted and have not become citizens of this country they should be returned to the homes from which they came.

---

## XI. ATTITUDE OF OTHER STATES

At the suggestion of this Commission, the Governors of the States of New Hampshire, Connecticut, Massachusetts, New Jersey, Pennsylvania, Maryland, Rhode Island, Indiana, Illinois, West Virginia, South Carolina and Virginia, have been making investigations on the same lines as those conducted in this State, and several of them have undertaken the collection of data on history cards of the form devised by this Commission. When all have

been tabulated we will, for the first time, have data concerning citizenship and based upon statistics of a uniform character.

It is interesting to know that one of the results of this study of their own problems has been the initiation in two states of an organized effort to deport those aliens in their hospitals for the insane who were clearly deportable.

It would seem, however, that but few of the states fully realize the importance of deportation and the saving resulting therefrom, for the report of the Bureau of Deportation for 1913, states that, during the twelve months ending September 30, 1913, the total number of insane aliens deported from all ports in the United States upon Federal warrant as being insane from causes existing prior to landing numbered 641; that of those, 379 or 59.12 per cent were deported from New York State through the certifications of that Bureau, leaving 262 or 41.88 per cent as representing the efforts of all the remaining states.

According to the figures of the census of 1910 New York State had 16.7 per cent of the insane in institutions in the United States, while in 1904, the last year of which figures are available, New York was caring for 25.2 per cent of the foreign-born insane. No similar percentages of the alien insane are obtainable.

While the burden of the alien insane is heaviest in the State of New York other states already feel it to a greater or lesser degree and unless speedy action be taken to remedy the causes of present conditions they will be confronted with a situation similar to that existing in New York. As no single state, but the Federal government alone has power in the premises, to obtain the necessary relief, coöperation is much to be desired.

---

## XII. SUGGESTIONS RECEIVED

Various methods have been suggested as a solution to this vexing problem among them the following:

(a) That, as an aid to existing methods, there should be stationed at the ports of embarkation United States medical officers, who should take part in the examination of the intending immigrant.

(b) That there should be stationed upon each ship bearing immigrants to this country United States officials, either physicians or nurses, or both, who should observe the aliens from time to time and report to the immigration officials upon arrival those apparently suffering from psychoses or mental defects.

(c) That a larger number of medical officers should be detailed to Ellis Island and other large ports, and that these physicians should be men trained in the detection of mental diseases and defects.

(d) That there be provided large detention hospitals in which suspected cases could be isolated for a longer or shorter period until proper investigation could be made as to their mental condition.

(e) That the time during which deportation can be effected under Federal warrant be lengthened to five years, or longer.

(f) That "Decision No. 120" should be rescinded and the testimony of competent alienists as to mental condition be taken as sufficient authority for the issuance of Federal warrants of deportation, if other conditions admit.

(g) That the law, instead of providing that the authorities show that the causes of the alien's psychosis existed prior to his landing, should provide that the alien should show that the causes of his psychosis arose subsequent to his landing, thus putting the burden of proof upon the alien rather than upon the State.

(h) That the steamship companies which bring immigrants to this country be made responsible for the mental condition of the immigrants, as well as for the physical condition. In other words, the steamship companies shall make careful investigation into the family history and general surroundings of the proposed immigrants at their homes in order to determine that there is no hereditary taint.

## RECOMMENDATIONS

### I. FOR THE STATE OF NEW YORK

#### 1. EXCLUSION OF INSANE AND MENTALLY DEFECTIVE IMMIGRANTS AT THE TIME OF THEIR ARRIVAL

(a) The present law (chapter 27 of the Consolidated Laws, article II, section 19, as amended by chapter 121 of the Laws of 1912) provides that the Bureau of Deportation "shall maintain a careful inspection and observation of the methods and facilities for examining immigrants for mental disease and defect at the Port of New York, and shall, from time to time, report to the commission upon the methods employed, and their efficiency \* \* \*."

This is probably as much as can be done by the State in regard to the examination of immigrants, for the only authority under which an insane alien can be debarred from entering this country is the Federal law which can be enforced only by Federal officials.

(b) The State, through its Executive or its Legislature, may urge upon Congress the necessity of providing sufficient appropriations for the efficient enforcement of the Immigration Act and of enacting needed amendments thereto.

#### 2. DEPORTATION BY FEDERAL WARRANT OF INSANE ALIENS WHO BECOME PUBLIC CHARGES FROM PRIOR CAUSES OR ARE FOUND IN THE STATE IN VIOLATION OF THE IMMIGRATION ACT

(a) The part of the State in effecting deportation of insane and mentally defective aliens consists in reporting such cases to the United States immigration authorities, furnishing information for the verification of their landing, and certifying to the conditions found and their origin from causes which existed prior to landing.

This work, so far as it relates to the insane, should be performed more efficiently each year by the Bureau of Deportation, with the coöperation of the State Hospital Commission and the superintendents of State hospitals, provided that adequate funds be furnished therefor.

The necessity of experienced alienists in the Bureau of Deportation is clearly apparent when it is recalled that in order to deport an insane alien under Federal warrant it must be proved, among other things, that the alien's insanity arose "from causes existing prior to landing" in this country. This fact in most instances can be established only by expert medical opinion.

(b) Superintendents of State hospitals should make the most diligent efforts to determine, at the time of admission, the citizenship of every patient; should immediately notify the Bureau of Deportation not only of all admissions known to be aliens but of all not known to be citizens. For this purpose and to obtain the information essential for the verification of landing, a sufficient number of attendants able to speak foreign languages should be employed, and, in the case of languages less frequently spoken, the temporary services of interpreters should be enlisted. Unfortunately it appears that the number of attendants speaking foreign languages and of interpreters in the State hospitals is quite inadequate. Moreover, it has been shown that attendants speaking the language of the alien insane patient are of great assistance in the diagnosis of the patient's affliction and in the treatment thereof.

(c) Physicians of the Bureau of Deportation should make frequent visits to all the State hospitals to aid in making the needed investigations of aliens and to see that no deportable aliens have been overlooked by the hospital authorities.

(d) Everything possible should be done to insure the fullest cooperation between the Federal and State authorities in these deportations.

As deportation under Federal warrant is effected with but little expense to the State, every effort should be made to utilize the provisions of the Immigration Act to the fullest extent.

### (3) REPATRIATION OF ALIENS WITH THEIR CONSENT AND RETURN OF NONRESIDENTS AT EXPENSE OF STATE OR FRIENDS

(a) For the past three years the number of aliens repatriated and of nonresidents returned from this State has each exceeded the number of aliens deported therefrom by the Federal authorities.



As attendants are employed more frequently by the State than by the Federal authorities the methods of repatriation are more humane and efficient than those of deportation. Repatriation is, however, the more difficult and expensive method. Success is largely dependent upon the appropriations available. If the Bureau of Deportation is not equipped with a staff adequate in numbers and ability and supplied with a sufficient appropriation the work will suffer, from which large financial loss to the State must result.

(b) As repatriation depends at present upon the consent of the steamship companies it is highly desirable that the rights of New York State in this matter should be protected without further delay by amendments to the Federal and State laws.

(c) Communication with the proper authorities of foreign governments should be established through and with the coöperation of the Federal government in order that better arrangements than those now existing may be made for the reception and care of insane aliens repatriated by the State and for improving the status of attendants accompanying them.

(d) Existing facilities for statistical research should be extended and used to the fullest extent for the study of the whole question of the alien insane, along the lines of this inquiry, as it would be a serious mistake to fail to continue statistical studies similar to those herein presented. As long as immigration continues, the problem of the alien insane will be present and to reach an accurate solution of it without full and recent statistical information will be impossible. The value of the material gathered is enhanced by the fact that already other states are preparing statistics along the lines followed by this Commission, from which valuable comparative studies should be made.

## II. FOR ACTION BY THE UNITED STATES GOVERNMENT

### A. UNDER EXISTING LAWS

#### 1. EXCLUSION OF INSANE AND MENTALLY DEFECTIVE IMMIGRANTS AT THE TIME OF THEIR ARRIVAL

(a) The mental and physical examination of immigrants is the responsibility of the United States Public Health Service. There is need for the employment at the ports of entry of more trained alienists. These officers have to devote much of their time to examinations for physical diseases and defects. That the force of alienists has been insufficient is shown by the increase in the number rejected on the mental examination whenever in the past additional alienists have been assigned to duty at Ellis Island.

(b) As far as possible, physicians skilled in the detection of mental diseases and defects should be selected from the candidates for admission to the United States Public Health Service.

(c) Physicians in this Service should be detailed for training at hospitals for the insane in order to insure a greater number of alienists. This was done at one time but was discontinued some six years ago.

(d) The three foregoing recommendations can be put into effect without legislation except the necessary appropriations for pay and allowance for the additional officers needed. Unless these things are done much of the legislation recommended for the detection of the insane and the mental defectives at the ports of entry will be ineffective.

(e) Employment and careful training of a sufficient number of interpreters for this part of the medical examination is needed. A difference of opinion as to which department of the Federal government should employ such interpreters has prevented their appointment. This is a trivial matter compared with the great importance to the states which bear the burden of the alien insane of providing such urgently needed assistance.

#### 2. DEPORTATION BY FEDERAL WARRANT OF INSANE ALIENS WHO BECOME PUBLIC CHARGES FROM PRIOR CAUSES OR ARE FOUND IN THE STATE IN VIOLATION OF LAW

(a) A more active policy on the part of the Federal authorities in enforcing this part of the law is needed. They should coöper-

ate to the fullest extent with the State authorities to render the law as effective as possible. At present practically the whole burden of proving an aliens' deportability and even his identity is thrust upon the State authorities. No aid is rendered by the Government in securing information necessary to verify the landing. When it is remembered that many deportable aliens are public charges through the inability or the failure of the Federal Government to determine their condition upon arrival, such attitude is inconsistent. Moreover it indicates indifference to the rights of the several states and to the unnecessary burdens placed upon their taxpayers.

(b) The period for which the Government should reimburse the State for the cost of the maintenance of deportable alien patients should be fixed so as to begin with the admission of the alien to a hospital for the insane. This can be done without change in the Immigration Act as the present rule was made by the former Department of Commerce and Labor. Until April 1, 1911, this cost of maintenance was paid from the time the Department of Commerce and Labor was notified of the presence of the alien in a hospital for the insane to the time of his deportation. As has been heretofore stated the Department of Labor on January 1, 1914, discontinued even the meagre payments theretofore made New York State for the care and maintenance of deportable aliens, pursuant to Subd. 7, Rule 22, Immigration Rules, because of insufficient appropriations. The proper method of dealing with this matter would be to amend the Immigration Act so as to make payments for the deportable insane mandatory, as hereinafter recommended.

(c) Warrants of deportation should not be cancelled without giving the State opportunity to present, after due notice, all its evidence. In the past warrants have been cancelled upon evidence which, in several instances, the State would have been able to refute if given the opportunity.

(d) "Decision No. 120," hereinbefore referred to, which is a departmental ruling, should be annulled.

(e) Trained attendants should be sent with deported aliens to their final destination in all cases in which it is certified by a medical officer of the United States Public Health Service, or by

the chief medical officer of the institution in which such aliens have been under treatment, that special care and attendance is needed by reason of the mental or physical condition of such aliens. The present law *permits* this to be done, but in the past it has been the practice of the Government to require the steamship companies to furnish such special care and attendance and to accept from these companies documentary evidence, of a very unsatisfactory nature in some instances, of the delivery of the alien to relatives or the proper authorities abroad. As a result, some deported patients have suffered from neglect or ill-treatment.

### B. NEW LEGISLATION RECOMMENDED

#### 1. EXCLUSION OF INSANE AND MENTALLY DEFECTIVE IMMIGRANTS AT THE TIME OF THEIR ARRIVAL OR BEFORE EMBARKATION

(a) The Immigration Act should exclude immigrants with chronic alcoholism and those with constitutional psychopathic inferiority. Many of these cases though detected at the ports of entry pass the inspecting officers as the present law does not forbid their admission. At best they can never become useful or desirable citizens and too frequently they become patients in our State hospitals. Moreover, as heretofore stated (p. 52), persons who have been insane at any time previously should be forbidden entry and the exclusion of all mentally defective persons should be made mandatory.

(b) The Immigration Act should provide that each immigrant examined receive at the port of entry from the medical officer or officers who examined him a certificate that no mental or physical diseases or defects were found or that those found had been set forth therein. Something of this character should be done to change the present method by which only a small portion of all immigrants are examined, the rest being "inspected."

(c) The Immigration Act should provide that medical officers of the United States Public Health Service with special training in the diagnosis of mental diseases and defects should be detailed for duty in sufficient numbers at all times at all ports of entry. This would provide definitely by law for a procedure which now does not even depend upon regulation.

(d) The Immigration Act should provide that such medical

officers at all times have the necessary facilities, including the exclusive services of interpreters, that they be responsible for this part of the medical examination and be required to make recommendations, from time to time, as to facilities needed. These provisions have been shown to be necessary and they insure the permanence of the work.

(e) The Immigration Act should provide for the imposition upon transportation companies of a fine of not less than \$200 for bringing to this country any alien whose insanity, mental defect, chronic alcoholism or constitutional psychopathic inferiority could have been detected by a competent medical examination prior to his embarkation.

(f) The Immigration Act should provide for a special study of the methods employed in the detection of mental diseases and defects among immigrants, the changes desirable, etc., by a board of medical experts, including officers of the United States Public Health Service and physicians in civil life who are especially familiar with the subjects involved.

## 2. DEPORTATION BY FEDERAL WARRANT OF INSANE ALIENS WHO BECOME PUBLIC CHARGES FROM CAUSES EXISTING PRIOR TO LANDING OR ARE FOUND IN THE STATE IN VIOLATION OF THE IMMIGRATION ACT

(a) The Immigration Act should provide that when the chief executive officer of a public institution certifies that an alien is a public charge therein, it shall be the duty of the proper Immigration Commissioner to make an investigation as soon as possible to verify the landing of such alien and to determine if he is deportable.

(b) The time within which an alien may be deported (three years after the date of his entry into the United States) should be extended to not less than five years, so that the period shall be at least as long as that within which an alien may become a citizen.

(c) If the Immigration Act is to continue to embody a time limit upon deportation it should further provide for an extension of the period in which deportation of the alien may be effected, when-

ever the proceedings for deportation are *commenced* within the statutory period. At present delays and legal stays sometimes place the deportable alien safely beyond such period.

(d) Logically considered, to secure the deportation from this country of an insane alien, the Immigration Act should require the proof of but two facts, viz: insanity and foreign citizenship. Neither the causation of the alien's insanity nor his financial ability should enter into the question. From every point of view, however, the present law should be changed so as to provide that an alien shall be deportable unless it is *affirmatively shown* that the causes of the alien's insanity arose *subsequent* to landing. This would change the burden of proof which it is manifestly unfair to impose upon the State.

(e) The Immigration Act should provide, definitely, for the reimbursement by the United States to the State of the cost of the care and maintenance of deportable aliens from the date of admission to a hospital for the insane to the date of deportation, or until the date of discharge or death in the case of an alien who for any cause it is found impossible or deemed inadvisable to deport.

(f) The Immigration Act should make it mandatory that the immigration authorities direct that the insane alien who is to be deported shall be accompanied to his final destination by a suitable attendant in each case in which it is certified, by a medical officer of the United States Public Health Service, or by the chief medical officer of the institution in which such alien has been under treatment, that the alien's condition requires special care and attendance. The expenses of the attendant both going and returning should be borne by the transportation company.

(g) Even if "Decision No. 120" is annulled by the Federal authorities, Congress should enact a law providing that the testimony of competent alienists as to the mental condition of the alien be taken as sufficient authority for the issuance of a Federal warrant of deportation, if other conditions admit.

### 3. REPATRIATION OF ALIENS AT EXPENSE OF STATE OR FRIENDS AND WITH CONSENT OF ALIENS THEMSELVES

(a) The Immigration Act should provide that it shall be a misdemeanor, punishable by a fine, for any transportation company to refuse to sell tickets for or to receive on board, guard safely and return any insane alien who is or has been in an institution for the insane and who desires to be carried to the country of which he is a citizen; provided (1) that all the expenses of the return of such alien at customary rates, be borne by such alien, his friends or the authorities charged with his care; (2) that it be certified by the chief medical officer of such institution for the insane that such alien is in condition to travel with safety to others; (3) that it be certified by the same official that such alien is in condition to travel alone with safety to himself or is provided with a suitable attendant; and (4) that such alien is free from any quarantinable disease.

### 4. APPROPRIATIONS

Congress should make adequate appropriations to carry into effect the foregoing recommendations for the exclusion and deportation of insane and mentally defective aliens and to that end should make provision for the requisite number of trained alienists and interpreters to conduct mental examinations at the various ports of entry; should supply all needed facilities including sufficient quarters for detention for the purposes of observation of all immigrants whose right of entry is questioned; should furnish funds to reimburse the States for the cost of the care and maintenance of the deportable alien insane; and should supply special care and attendance for insane aliens who are being deported, whenever the necessity therefor is certified.

In view of the large sums of money received each year by the Federal government from the head tax on immigrants and having in mind the responsibilities which it has assumed in the admission and deportation of aliens, simple justice requires that the United States appropriate sufficient monies each year to insure the adequate discharge of the duties and obligations arising therefrom.

5. THE PROPER METHOD OF RETURNING THE ALIEN INSANE TO  
THEIR HOMES

There should be a centralized and uniform system for returning the alien insane, operated by the Federal government, with such assistance as the State authorities can render. The present dual system by which we return these aliens — deportation by the United States under Federal law and repatriation by the several states under little apparent law but only by and with the consent of the aliens — is outworn and an anomaly. Over the admission of aliens the Federal government now exercises sole power. Logically and rightly therefore it alone should undertake the burden and duty of caring for or sending from this country such of them as become incapacitated by reason of insanity. A unified and adequate system is as necessary in the removal of aliens as in the examination of immigrants, the one being the corollary of the other. These are distinctly Federal functions and should be exercised by the general government for the benefit of all the states. The United States is clothed with authority to deal with foreign governments in matters pertaining to their respective subjects while the several states have no powers in the premises. The Federal government may control common carriers of immigrants; the states may not, unless perhaps to a limited degree.

Two of the practical difficulties in the way of the adoption of this plan are:

First. The freedom of the Federal government from the financial burden of the care and maintenance of the alien insane. So long as this continues it will feel little incentive to assist the states in removing the cause.

Second. The large number of insane aliens now in our institutions who cannot be deported under Federal law and who can be returned only through repatriation. The Federal government should not be heard to say that the states must either repatriate or pay for the care and maintenance of insane aliens, citizens of none of the states, whom it will not deport. This is arbitrary and unjust.

The United States should assume the entire financial burden of



the alien insane in public institutions at the present time and of those who may hereafter be admitted thereto. When this is done it will be wholly safe and advisable to entrust to the Federal government the entire discharge of the duty of returning the alien insane to the countries of which they are citizens.

Respectfully submitted,

SPENCER L. DAWES

*Commissioner.*

January 23, 1914.

LEWIS R. PARKER,

CHARLES A. DOOLITTLE, JR.,

*Counsel.*

Table 1 — Nativity and citizenship of patients in the New York State hospitals September 30, 1912

	TOTAL		UTICA		WILLARD		HUDSON RIVER		MIDDLETOWN		BUFFALO		BINGHAMTON								
	Males	Females	Males	Females	Males	Females	Males	Females	Males	Females	Males	Females	Males	Females							
	NUMBER																				
Total patients.....	14,744	16,880	31,624	7641	8091	1,491	2,322	2,381	1,354	1,733	3,087	753	1,267	2,020	906	1,119	2,025	1,380	947	2,327	
Native-born patients*	8,998	8,898	17,896	564	590	1,154	764	752	1,516	946	1,047	1,993	531	804	1,385	565	588	1,153	855	667	1,522
Foreign-born patients of foreign parentage.....	5,746	7,982	13,728	200	219	419	385	480	865	408	686	1,094	172	463	635	341	531	872	525	280	805
Foreign-born patients who have been naturalized.....	2,149	2,338	4,487	111	117	228	116	117	233	166	199	365	67	93	160	142	149	201	110	52	162
Aliens*.....	3,597	5,644	9,241	89	102	191	269	363	632	242	487	729	103	370	475	190	382	581	415	228	643
	PER CENT																				
Total patients.....	100.0	100.0	100.0	100.0	100.0	100.0	100.0	100.0	100.0	100.0	100.0	100.0	100.0	100.0	100.0	100.0	100.0	100.0	100.0	100.0	100.0
Native-born patients.....	61.0	52.7	56.6	73.8	72.9	73.3	66.5	61.0	63.7	69.9	60.4	64.5	77.1	63.4	68.6	62.4	52.5	56.9	62.0	70.4	65.4
Foreign-born patients of foreign parentage.....	39.0	47.3	43.4	26.2	27.1	26.7	33.5	39.0	36.3	30.1	39.6	35.5	22.9	36.6	31.4	37.6	47.5	43.1	38.0	29.6	34.6
Foreign-born patients who have been naturalized.....	14.6	13.9	14.2	14.5	14.4	14.4	10.1	9.5	9.8	12.2	11.5	11.8	8.9	7.3	7.9	15.7	13.3	14.4	8.0	5.5	7.0
Aliens*.....	24.4	33.4	29.2	11.7	12.7	12.3	23.4	29.5	26.5	17.9	28.1	23.7	14.0	29.3	23.5	21.9	34.2	28.7	30.0	24.1	27.6

\* Includes unascertained cases.

Table 1—Nativity and citizenship of patients in the New York State hospitals September 30, 1912—(Concluded)

	ST. LAWRENCE		ROCHESTER		GOWANDA		MOHANSIC		KINGS PARK		LONG ISLAND		MANHATTAN		CENTRAL ISLIP									
	Males	Females	Males	Females	Males	Females	Males	Females	Males	Females	Males	Females	Males	Females	Males	Females								
	Total	Total	Total	Total	Total	Total	Total	Total	Total	Total	Total	Total	Total	Total	Total	Total								
Total patients.....	942	1,046	1,988	593	905	1,498	583	521	1,104	50	1	511	500	2,315	3,815	388	747	1,826	2,744	4,570	2,585	1,853	4,438	
Native-born patients*.....	714	669	1,383	397	576	973	310	314	624	33	1	34	943	1,116	2,059	230	191	421	1,030	1,014	2,044	1,066	569	1,635
Foreign-born patients of foreign percentage.....	228	377	605	196	329	525	273	207	480	17	.....	17	557	1,199	1,756	129	197	326	706	1,730	2,526	1,519	1,284	2,803
Foreign-born patients who have been naturalized.....	69	57	126	88	128	216	92	73	165	4	.....	4	263	458	721	102	115	217	325	383	708	404	397	801
Aliens*.....	159	320	479	108	201	309	181	134	315	13	.....	13	294	741	1,035	27	82	109	471	1,347	1,818	1,025	887	1,912
	NUMBER																							
	PER CENT																							
Total patients.....	100.0	100.0	100.0	100.0	100.0	100.0	100.0	100.0	100.0	100.0	100.0	100.0	100.0	100.0	100.0	100.0	100.0	100.0	100.0	100.0	100.0	100.0	100.0	100.0
Native-born patients.....	75.8	64.0	70.0	66.9	63.6	65.0	53.2	60.3	56.5	66.0	100.0	66.6	62.9	48.2	54.0	64.1	49.2	50.4	56.4	37.0	44.7	41.2	30.7	36.8
Foreign-born patients of foreign percentage.....	24.2	36.0	30.0	33.1	36.4	35.0	46.8	39.7	43.5	34.0	.....	33.4	37.1	51.8	46.0	35.9	50.2	43.6	43.6	63.0	55.3	58.8	69.3	63.2
Foreign-born patients who have been naturalized.....	7.4	5.4	6.3	14.8	14.1	14.4	15.8	14.0	14.9	8.0	.....	7.8	17.5	19.8	18.9	28.4	29.6	29.0	17.7	14.0	15.5	19.1	21.4	20.1
Aliens.....	16.8	30.6	23.7	18.3	22.3	20.6	31.0	25.7	28.6	26.0	.....	25.6	19.6	32.0	27.1	7.5	21.2	14.6	25.9	49.0	39.8	39.7	47.9	43.1

\* Includes unascertained cases.

TABLE 2 — Nativity of first admissions to the State hospitals for the insane, 1905-1912

	TOTAL			1905			1906			1907		
	Males		Total	Males		Total	Males		Total	Males		Total
	Females		Females		Females		Females		Females		Females	Total
	NUMBER											
All first admissions.....	23,009	20,506	43,515	2,359	2,161	4,520	2,514	2,399	4,913	2,811	2,441	5,252
Native-born.....	12,579	10,688	23,267	1,304	1,193	2,497	1,408	1,261	2,669	1,565	1,258	2,823
Foreign-born.....	10,349	9,772	20,121	1,047	960	2,007	1,091	1,127	2,218	1,240	1,176	2,416
Unascertained.....	81	46	127	8	8	16	15	11	26	6	7	13
	PER CENT											
First admissions.....	100.0	100.0	100.0	100.0	100.0	100.0	100.0	100.0	100.0	100.0	100.0	100.0
Native-born.....	54.7	52.1	53.5	55.3	55.2	55.8	56.0	52.6	54.3	55.7	51.5	53.8
Foreign-born.....	45.0	47.7	46.2	44.4	44.4	44.4	43.4	47.0	45.2	44.1	48.2	46.0
Unascertained.....	0.3	0.2	0.3	0.3	0.4	0.3	0.6	0.4	0.5	0.2	0.3	0.2

Table 2 — Nativity of first admissions to the State hospitals for the insane, 1905-1912 — (Concluded)

	1908			1909			1910			1911			1912		
	Males		Total	Males		Total	Males		Total	Males		Total	Males		Total
	Females	Females		Females	Females		Females	Females		Females	Females		Females	Females	Total
	NUMBER														
All first admissions.....	3,043	2,696	5,739	2,908	2,598	5,506	3,086	2,781	5,867	3,119	2,671	5,790	3,109	2,759	5,868
Native born.....	1,630	1,345	2,975	1,640	1,362	3,002	1,697	1,434	3,131	1,643	1,401	3,044	1,692	1,454	3,146
Foreign born.....	1,399	1,346	2,745	1,319	1,233	2,552	1,379	1,322	2,701	1,463	1,269	2,732	1,411	1,339	2,750
Unascertained.....	14	5	19	9	3	12	10	5	15	13	1	14	6	6	12
	PER CENT														
First admissions.....	100.0	100.0	100.0	100.0	100.0	100.0	100.0	100.0	100.0	100.0	100.0	100.0	100.0	100.0	100.0
Native born.....	53.6	49.9	51.8	55.3	52.4	53.9	55.0	52.3	53.7	52.7	52.5	52.6	54.4	51.3	52.9
Foreign born.....	45.9	49.9	47.9	44.4	47.5	45.9	44.7	47.5	46.0	46.9	47.5	47.2	45.4	48.5	46.9
Unascertained.....	0.5	0.2	0.3	0.3	0.1	0.2	0.3	0.2	0.3	0.4	.....	0.2	0.2	0.2	0.2

TABLE 3 — Nativity of readmissions to the State hospitals for the insane, 1905-1912

	TOTAL			1905			1906			1907		
	Males	Females	Total	Males	Females	Total	Males	Females	Total	Males	Females	Total
	NUMBER											
Total readmissions.....	4,029	4,614	8,643	334	499	833	412	400	872	374	458	832
Native-born.....	2,766	2,795	5,561	232	301	533	273	288	561	271	284	555
Foreign-born.....	1,260	1,815	3,075	101	198	299	138	172	310	103	173	276
Unascertained.....	3	4	7	1	.....	1	1	.....	1	.....	1	1
	PER CENT											
Total readmissions.....	100.0	100.0	100.0	100.0	100.0	100.0	100.0	100.0	100.0	100.0	100.0	100.0
Native-born.....	68.7	60.6	64.3	69.5	60.3	64.0	66.3	62.6	64.3	72.5	62.0	66.7
Foreign-born.....	31.2	39.3	35.6	30.2	39.7	35.9	33.5	37.4	35.6	27.5	37.8	33.2
Unascertained.....	0.1	0.1	0.1	0.3	.....	0.1	0.2	.....	0.1	.....	0.2	0.1

Table 3 — Nativity of readmissions to the State hospitals for the insane, 1905-1912 — (Concluded)

	1908			1909			1910			1911			1912		
	Males	Females	Total	Males	Females	Total	Males	Females	Total	Males	Females	Total	Males	Females	Total
	NUMBER														
Total readmissions.....	419	513	932	497	574	1,071	639	646	1,285	668	730	1,398	686	734	1,420
Native-born.....	299	312	611	355	359	714	440	382	822	446	429	875	450	440	890
Foreign-born.....	120	201	321	142	214	356	199	263	462	222	300	522	235	294	529
Unascertained.....	.....	.....	.....	.....	1	1	.....	1	1	.....	1	1	1	.....	1
	PER CENT														
Readmissions.....	100.0	100.0	100.0	100.0	100.0	100.0	100.0	100.0	100.0	100.0	100.0	100.0	100.0	100.0	100.0
Native-born.....	71.4	60.8	65.6	71.4	62.5	66.7	68.9	59.1	64.0	66.8	58.8	62.6	65.6	59.9	62.7
Foreign-born.....	28.6	39.2	34.4	28.6	37.3	33.2	31.1	40.7	35.9	33.2	41.1	37.3	34.3	40.1	37.2
Unascertained.....	.....	.....	.....	.....	0.2	0.1	.....	0.2	0.1	.....	0.1	0.1	0.1	.....	0.1

TABLE 4 — Nativity of all admissions to the State hospitals for the insane, 1905-1912

	TOTAL			1905			1906			1907		
	Males	Females	Total	Males	Females	Total	Males	Females	Total	Males	Females	Total
	NUMBER											
All admissions.....	27,038	25,120	52,158	2,693	2,680	5,353	2,926	2,859	5,785	3,185	2,890	6,084
Native-born.....	15,845	13,483	28,828	1,536	1,494	3,080	1,681	1,549	3,280	1,836	1,542	3,378
Foreign-born.....	11,609	11,587	23,196	1,148	1,188	2,306	1,229	1,299	2,528	1,343	1,349	2,692
Unascertained.....	84	50	134	9	8	17	16	11	27	6	8	14
PER CENT												
All admissions.....	100.0	100.0	100.0	100.0	100.0	100.0	100.0	100.0	100.0	100.0	100.0	100.0
Native-born.....	56.8	53.7	55.3	57.0	56.2	56.6	57.5	54.2	55.8	57.6	53.2	55.5
Foreign-born.....	42.9	46.1	44.5	42.7	43.5	43.1	42.0	45.4	43.7	42.2	46.5	44.3
Unascertained.....	0.3	0.2	0.2	0.3	0.3	0.3	0.5	0.4	0.5	0.2	0.3	0.2



Table 4 — Nativity of all admissions to the State hospitals for the insane, 1905-1912 — (Concluded)

	1908			1909			1910			1911			1912		
	Males	Females	Total	Males	Females	Total	Males	Females	Total	Males	Females	Total	Males	Females	Total
	NUMBER														
All admissions.....	3,462	3,209	6,671	3,465	3,172	6,637	3,725	3,427	7,152	3,787	3,401	7,188	3,795	3,493	7,288
Native-born.....	1,929	1,657	3,586	1,995	1,721	3,716	2,137	1,836	3,973	2,089	1,830	3,919	2,142	1,854	3,996
Foreign-born.....	1,519	1,547	3,066	1,461	1,447	2,908	1,578	1,585	3,163	1,685	1,569	3,254	1,646	1,633	3,279
Unascertained.....	14	5	19	9	4	13	10	6	16	13	2	15	7	6	13
	PER CENT														
All admissions.....	100.0	100.0	100.0	100.0	100.0	100.0	100.0	100.0	100.0	100.0	100.0	100.0	100.0	100.0	100.0
Native-born.....	55.7	51.6	53.7	57.6	54.3	56.0	57.4	53.6	55.6	55.2	53.8	54.5	56.4	53.1	54.8
Foreign-born.....	43.9	48.2	46.0	42.2	45.6	43.8	42.3	46.2	44.2	44.5	46.1	45.3	43.4	46.7	45.0
Unascertained.....	0.4	0.2	0.3	0.2	0.1	0.2	0.3	0.2	0.2	0.3	0.1	0.2	0.2	0.2	0.2

TABLE 5 -- Percentage of first admissions to the State hospitals for the insane, 1905-1912

PARENTAGE	TOTAL			1905			1906			1907		
	Males	Females	Total	Males	Females	Total	Males	Females	Total	Males	Females	Total
	NUMBER											
Native-born patients.....	12,579	10,688	23,267	1,304	1,193	2,497	1,408	1,261	2,669	1,565	1,258	2,823
Of native parentage.....	6,510	5,378	11,888	685	623	1,308	736	612	1,348	808	673	1,481
Of mixed parentage.....	1,254	1,092	2,346	116	90	206	130	141	271	196	115	311
Of foreign parentage.....	4,459	3,847	8,306	474	418	892	487	444	931	558	417	975
Of unknown parentage.....	356	371	727	59	62	121	55	64	119	43	53	96
Foreign-born patients.....	10,349	9,772	20,121	1,047	960	2,007	1,091	1,127	2,218	1,240	1,176	2,416
Of native parentage.....	15	11	26	.....	.....	.....	.....	.....	.....	.....	.....	.....
Of mixed parentage.....	64	44	108	11	5	16	8	1	9	1	2	3
Of foreign parentage.....	10,170	9,539	19,709	1,021	930	1,951	1,063	1,100	2,163	1,223	1,132	2,355
Of unknown parentage.....	100	178	278	15	24	39	16	23	39	9	35	44
Nativity unascertained.....	81	46	127	8	8	16	15	11	26	6	7	13
Percentage unascertained.....	81	46	127	8	8	16	15	11	26	6	7	13
PER CENT												
Native-born patients.....	54.7	52.1	53.5	56.3	55.2	55.3	56.0	52.6	54.3	55.7	51.5	53.8
Of native parentage.....	28.3	26.2	27.3	27.8	28.8	28.3	29.3	27.5	27.5	28.7	27.5	28.2
Of mixed parentage.....	5.5	5.3	5.4	4.9	4.2	4.6	5.1	5.9	5.5	5.6	4.7	5.2
Of foreign parentage.....	19.4	18.8	19.1	20.1	19.3	19.7	19.4	18.5	18.9	19.0	17.1	18.6
Of unascertained parentage.....	1.5	1.8	1.7	2.5	2.9	2.7	2.2	2.7	2.4	1.5	2.2	1.8
Foreign-born patients.....	45.0	47.7	46.2	44.4	44.4	44.4	43.4	47.0	45.2	44.1	48.2	46.0
Of native parentage.....	0.1	0.1	0.1	.....	.....	.....	0.2	0.1	0.2	.....	0.1	0.1
Of mixed parentage.....	0.3	0.2	0.3	0.5	0.2	0.4	0.3	.....	0.2	.....	0.3	0.3
Of foreign parentage.....	44.2	46.5	45.2	43.3	43.1	43.2	42.3	45.9	44.0	43.5	46.4	44.8
Of unascertained parentage.....	0.4	0.9	0.6	0.6	1.1	0.8	0.6	1.0	0.8	0.3	1.4	0.8
Nativity unascertained.....	0.3	0.2	0.3	0.3	0.4	0.3	0.6	0.4	0.5	0.2	0.3	0.2
Percentage unascertained.....	0.3	0.2	0.3	0.3	0.4	0.3	0.6	0.4	0.5	0.2	0.3	0.2

Table 5 — Percentage of first admissions to the State hospitals for the insane, 1905-1912 — (Concluded)

PARENTAGE	1908			1909			1910			1911			1912		
	Males	Females	Total	Males	Females	Total	Males	Females	Total	Males	Females	Total	Males	Females	Total
	NUMBER														
Native-born patients.....	1,630	1,345	2,975	1,640	1,362	3,002	1,697	1,454	3,151	1,643	1,401	3,044	1,692	1,414	3,106
Of native parentage.....	844	674	1,518	855	694	1,549	876	691	1,567	868	707	1,575	868	704	1,572
Of mixed parentage.....	158	147	305	148	139	287	183	154	337	172	141	313	191	165	356
Of foreign parentage.....	595	470	1,065	595	498	1,093	593	576	1,169	561	523	1,084	596	501	1,097
Of unknown parentage..	33	54	87	42	31	73	45	33	78	42	30	72	37	44	81
Foreign-born patients.....	1,399	1,340	2,745	1,319	1,233	2,552	1,379	1,322	2,701	1,463	1,269	2,732	1,411	1,339	2,750
Of native parentage.....	5	.....	5	1	.....	1	2	3	3	3	1	4	.....	2	2
Of mixed parentage.....	3	.....	4	6	.....	9	15	6	15	7	5	12	13	10	23
Of foreign parentage.....	1,375	1,310	2,685	1,290	1,202	2,501	1,363	1,295	2,658	1,439	1,257	2,696	1,387	1,313	2,700
Of unknown parentage..	10	35	51	13	22	35	6	19	25	14	6	20	11	14	25
Nativity unascertained.....	14	5	19	9	3	12	10	5	15	13	1	14	6	6	12
Percentage unascertained.....	14	5	19	9	3	12	10	5	15	13	1	14	6	6	12
PER CENT															
Native-born patients.....	53.6	49.9	51.8	55.3	52.4	53.9	55.0	52.3	53.7	52.7	52.5	52.6	54.4	51.3	52.9
Of native parentage.....	27.7	23.0	25.5	28.8	26.7	27.8	28.4	24.9	28.7	27.8	26.5	27.2	27.9	25.5	26.8
Of mixed parentage.....	5.2	5.5	5.3	5.0	5.3	5.2	5.9	5.5	5.7	5.5	5.3	5.4	6.1	6.0	6.0
Of foreign parentage.....	19.6	17.4	18.5	20.1	19.2	19.6	19.2	20.7	20.0	18.0	19.6	18.7	19.2	18.2	18.7
Of unascertained parent- age.....	1.1	2.0	1.5	1.4	1.2	1.3	1.5	1.2	1.3	1.4	1.1	1.3	1.2	1.6	1.4
Foreign-born patients.....	45.9	49.9	47.9	44.4	47.5	45.9	44.7	47.5	46.0	46.9	47.5	47.2	45.4	48.5	46.9
Of native parentage.....	0.1	.....	0.1	.....	.....	.....	.....	0.1	0.1	0.1	.....	0.1	.....	0.1	0.1
Of mixed parentage.....	0.1	.....	0.1	0.2	0.3	0.3	0.3	0.2	0.2	0.2	0.2	0.2	0.4	0.4	0.4
Of foreign parentage.....	45.2	48.6	46.8	43.8	46.3	45.0	44.2	46.5	45.3	46.1	47.1	46.5	44.6	47.5	46.0
Of unascertained parent- age.....	0.5	1.3	0.9	0.4	0.9	0.6	0.2	0.7	0.4	0.5	0.2	0.4	0.4	0.5	0.4
Nativity unascertained.....	0.5	0.2	0.3	0.3	0.1	0.2	0.3	0.2	0.3	0.4	.....	0.2	0.2	0.2	0.2
Percentage unascertained.....	0.5	0.2	0.3	0.3	0.1	0.2	0.3	0.2	0.3	0.4	.....	0.2	0.2	0.2	0.2

**TABLE 6 — Percentage of first admissions to the State hospitals for the insane, 1905-1912**  
 NATIVE, FOREIGN AND UNASCERTAINED, COMBINED

PARENTAGE	1905			1906			1907		
	TOTAL			TOTAL			TOTAL		
	Males	Females	Total	Males	Females	Total	Males	Females	Total
	NUMBER								
All first admissions.....	23,009	20,506	43,515	2,359	2,161	4,520	2,514	2,399	4,913
Of native parentage.....	6,525	5,389	11,914	655	624	1,279	740	615	1,355
Of mixed parentage.....	1,318	1,136	2,454	127	95	222	138	142	280
Of foreign parentage.....	14,629	13,386	28,015	1,495	1,348	2,843	1,550	1,544	3,094
Of unascertained parentage.....	537	595	1,132	82	94	176	86	98	184
	PER CENT								
All first admissions.....	100.0	100.0	100.0	100.0	100.0	100.0	100.0	100.0	100.0
Of native parentage.....	28.4	26.3	27.4	27.8	28.8	28.3	29.5	25.6	27.7
Of mixed parentage.....	5.8	5.5	5.7	5.4	4.4	5.0	5.4	5.9	5.7
Of foreign parentage.....	63.6	65.3	64.3	63.4	62.4	62.9	61.7	64.4	62.9
Of unascertained parentage.....	2.2	2.9	2.6	3.4	4.4	3.8	3.4	4.1	3.7
	PER CENT								
All first admissions.....	100.0	100.0	100.0	100.0	100.0	100.0	100.0	100.0	100.0
Of native parentage.....	28.3	27.6	28.3	28.7	28.7	28.7	28.7	27.6	28.3
Of mixed parentage.....	5.5	5.5	5.4	5.4	5.0	5.0	5.4	5.9	5.5
Of foreign parentage.....	63.4	65.3	64.3	63.4	62.4	62.9	61.7	64.4	62.9
Of unascertained parentage.....	2.2	2.9	2.6	3.4	4.4	3.8	3.4	4.1	3.7

Table 6 — Percentage of first admissions to the State hospitals for the insane, 1905-1912 — (Concluded)

NATIVE, FOREIGN AND UNASCERTAINED, COMBINED

PARENTAGE	1908			1909			1910			1911			1912		
	Males		Total	Males		Total	Males		Total	Males		Total	Males		Total
	Females	Females		Females	Females		Females	Females		Females	Females		Females	Females	Total
	NUMBER														
All first admissions.....	3,043	2,696	5,739	2,968	2,598	5,566	3,086	2,781	5,867	3,119	2,671	5,790	3,109	2,759	5,868
Of native parentage.....	849	1,523	2,372	856	694	1,550	877	693	1,570	871	708	1,579	868	706	1,574
Of mixed parentage.....	161	148	309	154	148	302	192	160	352	179	146	325	204	175	379
Of foreign parentage.....	1,970	1,780	3,750	1,894	1,700	3,594	1,956	1,871	3,827	2,000	1,780	3,780	1,983	1,814	3,797
Of unascertained parent- age.....	63	94	157	64	56	120	61	57	118	69	37	106	54	64	118
	PER CENT														
All first admissions.....	100.0	100.0	100.0	100.0	100.0	100.0	100.0	100.0	100.0	100.0	100.0	100.0	100.0	100.0	100.0
Of native parentage.....	27.8	25.0	26.6	28.8	26.7	27.8	28.4	25.0	26.8	27.9	26.5	27.3	27.9	25.6	26.9
Of mixed parentage.....	5.3	5.5	5.4	5.2	5.6	5.5	6.2	5.7	5.9	5.7	5.5	5.6	6.5	6.4	6.4
Of foreign parentage.....	64.8	66.0	65.3	63.9	65.5	64.6	63.4	67.2	65.3	64.1	66.7	65.2	63.8	65.7	64.7
Of unascertained parent- age.....	2.1	3.5	2.7	2.1	2.2	2.1	2.0	2.1	2.0	2.3	1.3	1.9	1.8	2.3	2.0

TABLE 7 — Percentage of readmissions to the State hospitals for the insane, 1905-1912

PARENTAGE	TOTAL			1905			1906			1907		
	NUMBER			NUMBER			NUMBER			NUMBER		
	Males	Females	Total	Males	Females	Total	Males	Females	Total	Males	Females	Total
Native-born patients.....	2,766	2,795	5,561	232	301	533	273	288	561	271	284	555
Of native parentage.....	1,475	1,413	2,888	129	161	290	137	145	282	156	130	286
Of mixed parentage.....	286	321	607	23	40	63	23	31	54	22	35	57
Of foreign parentage.....	961	1,019	1,980	75	94	169	107	107	214	84	115	199
Of unknown parentage.....	44	42	86	5	6	11	6	5	11	9	4	13
Foreign-born patients.....	1,260	1,815	3,075	101	198	299	138	172	310	103	173	276
Of native parentage.....	1	2	3	.....	.....	.....	.....	.....	.....	.....	.....	.....
Of mixed parentage.....	6	17	23	1	.....	1	.....	.....	.....	.....	.....	.....
Of foreign parentage.....	1,241	1,780	3,021	98	196	294	135	166	301	101	166	267
Of unknown parentage.....	12	16	28	2	2	4	3	4	7	2	5	7
Nativity unascertained.....	3	4	7	1	.....	1	1	.....	.....	.....	.....	.....
Parentage unascertained.....	3	4	7	1	.....	1	1	.....	.....	.....	.....	.....
PER CENT												
Native-born patients.....	68.7	60.6	64.3	69.5	60.3	64.0	66.3	62.6	64.3	72.5	62.0	66.7
Of native parentage.....	36.6	30.6	33.4	38.6	32.3	34.8	38.3	31.5	32.3	41.7	28.4	34.4
Of mixed parentage.....	7.1	7.0	7.0	6.9	8.0	7.6	5.6	6.7	6.2	3.9	7.6	6.9
Of foreign parentage.....	23.9	22.1	22.9	22.5	18.8	20.3	25.9	23.3	24.5	22.5	25.1	23.9
Of unascertained parentage.....	1.1	0.9	1.0	1.5	1.2	1.3	1.5	1.1	1.3	2.4	0.9	1.5
Foreign-born patients.....	31.2	39.3	35.6	30.2	39.7	35.9	33.5	37.4	35.6	27.5	37.8	33.2
Of native parentage.....	.....	.....	.....	.....	.....	.....	.....	.....	.....	.....	.....	.....
Of mixed parentage.....	0.1	0.4	0.3	0.3	.....	0.1	.....	0.4	0.3	.....	0.4	0.2
Of foreign parentage.....	30.8	38.6	35.0	29.3	39.3	35.3	32.8	36.1	34.5	27.0	36.3	32.1
Of unascertained parentage.....	0.3	0.3	0.3	0.6	0.4	0.5	0.7	0.9	0.8	0.5	1.1	0.9
Nativity unascertained.....	0.1	0.1	0.1	0.3	.....	0.1	0.2	.....	0.1	.....	0.2	0.1
Parentage unascertained.....	0.1	0.1	0.1	0.3	.....	0.1	0.2	.....	0.1	.....	0.2	0.1

Table 7 — Percentage of readmissions to the State hospitals for the insane, 1905-1912 — (Concluded)

PARENTAGE	1908			1909			1910			1911			1912		
	Males	Females	Total	Males	Females	Total	Males	Females	Total	Males	Females	Total	Males	Females	Total
	NUMBER														
Native-born patients.....	299	312	611	355	359	714	440	382	822	446	429	875	450	440	890
Of native parentage.....	166	163	329	197	199	396	225	197	422	216	200	416	249	218	467
Of mixed parentage.....	29	26	55	29	45	74	61	44	105	55	52	107	48	48	96
Of foreign parentage.....	100	119	219	123	105	228	152	135	287	172	174	346	148	170	318
Of unknown parentage....	4	4	8	6	10	16	2	6	8	3	3	6	9	4	13
Foreign-born patients.....	120	201	321	142	214	356	199	263	462	222	300	522	235	294	529
Of native parentage.....	1	2	3	.....	.....	.....	.....	.....	.....	.....	.....	.....	.....	.....	.....
Of mixed parentage.....	.....	1	1	.....	5	.....	4	.....	6	.....	3	.....	.....	.....	.....
Of foreign parentage.....	119	198	317	141	207	348	193	259	452	221	297	518	233	291	524
Of unknown parentage....	.....	.....	.....	1	2	3	2	2	4	.....	.....	.....	.....	1	3
Nativity unascertained.....	.....	.....	.....	.....	1	1	.....	1	1	.....	1	1	1	.....	1
Percentage unascertained.....	.....	.....	.....	.....	1	1	.....	1	1	.....	1	1	1	.....	1
PER CENT															
Native-born patients.....	71.4	60.8	65.6	71.4	62.5	66.7	68.9	59.1	64.0	66.8	58.8	62.6	65.6	59.9	62.7
Of native parentage.....	39.6	31.7	35.3	39.6	34.7	37.0	35.2	30.5	32.9	32.3	27.4	29.8	36.3	29.7	32.9
Of mixed parentage.....	6.9	5.1	5.9	5.8	7.8	6.9	9.6	6.8	8.2	8.2	7.1	7.6	6.4	6.5	6.5
Of foreign parentage.....	23.9	23.2	23.5	24.8	18.3	21.3	23.8	20.9	22.3	25.7	23.9	24.8	21.6	23.2	22.4
Of unascertained parent- age.....	1.0	0.8	0.9	1.2	1.7	1.5	0.3	0.9	0.6	0.6	0.4	0.4	1.3	0.5	0.9
Foreign-born patients.....	28.6	39.2	34.4	28.6	37.3	33.2	31.1	40.7	35.9	33.2	41.1	37.3	34.3	40.1	37.2
Of native parentage.....	0.2	0.4	0.3	.....	.....	.....	.....	.....	.....	.....	.....	.....	.....	.....	.....
Of mixed parentage.....	.....	0.2	0.1	.....	0.9	0.5	0.6	0.3	0.4	0.1	0.4	0.3	.....	0.3	.....
Of foreign parentage.....	28.4	38.6	34.0	28.4	36.1	32.5	30.2	40.1	35.2	33.1	40.7	37.0	34.0	39.7	36.9
Of unascertained parent- age.....	.....	.....	.....	0.2	0.3	0.2	0.3	0.3	0.3	.....	.....	.....	0.3	0.1	0.2
Nativity unascertained.....	.....	.....	.....	.....	0.2	0.1	.....	0.2	0.1	.....	0.1	0.1	0.1	.....	0.1
Percentage unascertained.....	.....	.....	.....	.....	0.2	0.1	.....	0.2	0.1	.....	0.1	0.1	0.1	.....	0.1

TABLE 8 — Percentage of readmissions to the State hospitals for the insane, 1905-1912  
 NATIVE, FOREIGN AND UNASCERTAINED, COMBINED

	TOTAL						1905			1906			1907		
	Males		Females		Total	Males	Females	Total	Males	Females	Total	Males	Females	Total	
	NUMBER														
All readmissions.....	4,029	4,614	8,643	334	499	833	412	460	872	374	458	832	130	286	
Of native parentage.....	1,476	1,415	2,891	129	161	290	137	145	282	156	130	286	37	39	
Of mixed parentage.....	2,992	2,338	5,330	24	40	64	23	33	56	22	22	37	37	39	
Of foreign parentage.....	2,202	2,799	5,001	173	290	463	242	273	515	185	281	466	281	466	
Of unascertained parentage.....	59	62	121	8	8	16	10	9	19	11	10	21	10	21	
	PER CENT														
All readmissions.....	100.0	100.0	100.0	100.0	100.0	100.0	100.0	100.0	100.0	100.0	100.0	100.0	100.0	100.0	100.0
Of native parentage.....	36.6	30.6	33.4	38.6	32.3	34.8	33.3	31.5	32.3	41.7	28.4	34.4	41.7	28.4	34.4
Of mixed parentage.....	7.2	7.4	7.3	7.2	8.0	7.7	5.6	7.1	6.5	5.9	8.0	7.1	5.9	8.0	7.1
Of foreign parentage.....	54.7	60.7	57.9	51.8	58.1	55.6	58.7	59.4	59.0	49.5	61.4	56.0	49.5	61.4	56.0
Of unascertained parentage.....	1.5	1.3	1.4	2.4	1.6	1.9	2.4	2.0	2.2	2.9	2.2	2.5	2.9	2.2	2.5



Table 8 — Percentage of readmissions to the State hospitals for the insane, 1905-1912 — (Concluded)

NATIVE, FOREIGN AND UNASCERTAINED, COMBINED

	1908			1909			1910			1911			1912		
	Males	Females	Total	Males	Females	Total	Males	Females	Total	Males	Females	Total	Males	Females	Total
	NUMBER														
All readmissions.....	419	513	932	497	574	1,071	645	730	1,285	668	730	1,398	686	734	1,420
Of native parentage.....	167	165	332	197	199	396	197	200	422	216	200	416	249	218	467
Of mixed parentage.....	29	27	56	29	50	79	46	55	111	56	55	111	44	50	94
Of foreign parentage.....	219	317	536	264	212	576	394	471	739	393	471	864	381	461	842
Of unascertained parent- age.....	4	4	8	7	13	20	9	4	13	3	4	7	12	5	17
	PER CENT														
All readmissions.....	100.0	100.0	100.0	100.0	100.0	100.0	100.0	100.0	100.0	100.0	100.0	100.0	100.0	100.0	100.0
Of native parentage.....	39.8	32.1	35.6	39.6	34.7	37.0	30.5	27.4	32.9	32.3	27.4	29.8	36.3	29.7	32.9
Of mixed parentage.....	6.9	5.3	6.0	5.8	8.7	7.4	7.1	8.3	8.6	8.3	7.5	7.9	6.4	6.8	6.6
Of foreign parentage.....	52.3	61.8	57.5	53.2	54.4	53.8	61.0	64.6	57.5	58.8	64.6	61.8	55.6	62.9	59.3
Of unascertained parent- age.....	1.0	0.8	0.9	1.4	2.2	1.8	1.4	0.5	1.0	0.6	0.5	0.5	1.7	0.6	1.2

TABLE 9 — Percentage of all admissions to the State hospitals for the insane, 1905-1912

PARENTAGE	TOTAL			1905			1906			1907		
	Males	Females	Total	Males	Females	Total	Males	Females	Total	Males	Females	Total
Native-born patients.....	15,345	13,483	28,828	1,536	1,494	3,030	1,681	1,549	3,230	1,836	1,542	3,378
Of native parentage.....	7,985	6,791	14,776	784	784	1,568	873	757	1,630	964	803	1,767
Of mixed parentage.....	1,540	1,413	2,953	139	130	269	153	172	325	178	150	328
Of foreign parentage.....	5,420	4,866	10,286	549	512	1,061	594	551	1,145	642	532	1,174
Of unknown parentage.....	400	413	813	64	68	132	61	69	130	52	57	109
Foreign-born patients.....	11,609	11,587	23,196	1,148	1,158	2,306	1,229	1,299	2,528	1,343	1,349	2,692
Of native parentage.....	16	13	29	1	1	2	4	3	7	1	2	3
Of mixed parentage.....	70	61	131	12	5	17	8	3	11	7	0	16
Of foreign parentage.....	11,411	11,319	22,730	1,119	1,126	2,245	1,198	1,266	2,464	1,324	1,298	2,622
Of unknown parentage.....	112	194	306	17	26	43	19	27	46	11	40	51
Nativity unascertained.....	84	50	134	9	8	17	16	11	27	6	8	14
Parentage unascertained.....	84	50	134	9	8	17	16	11	27	6	8	14
PER CENT												
Native-born patients.....	56.8	53.7	55.3	57.0	56.2	56.6	57.5	54.2	55.8	57.6	53.2	55.5
Of native parentage.....	29.5	27.0	28.3	29.1	29.5	29.3	29.9	26.5	28.2	30.3	27.7	29.0
Of mixed parentage.....	5.7	5.6	5.7	5.2	4.9	5.0	5.2	6.0	5.6	5.6	5.2	5.4
Of foreign parentage.....	20.1	19.4	19.7	20.4	19.2	19.8	20.3	19.3	19.8	20.1	18.3	19.3
Of unknown parentage.....	1.5	1.7	1.6	2.3	2.6	2.5	2.1	2.4	2.2	1.6	2.0	1.8
Foreign-born patients.....	42.9	46.1	44.5	42.7	43.5	43.1	42.0	45.4	43.7	42.2	46.5	44.3
Of native parentage.....	0.1	0.1	0.2	0.1	0.2	0.3	0.1	0.1	0.1	0.1	0.1	0.1
Of mixed parentage.....	0.2	0.2	0.2	0.5	0.2	0.3	0.3	0.1	0.2	0.2	0.3	0.3
Of foreign parentage.....	42.2	45.0	43.6	41.6	42.3	42.0	40.9	44.3	42.6	41.6	44.7	43.1
Of unknown parentage.....	0.4	0.8	0.6	0.6	1.0	0.8	0.7	0.9	0.8	0.4	1.4	0.8
Nativity unascertained.....	0.3	0.2	0.2	0.3	0.3	0.3	0.5	0.4	0.5	0.2	0.3	0.2
Parentage unascertained.....	0.3	0.2	0.2	0.3	0.3	0.3	0.5	0.4	0.5	0.2	0.3	0.2

Table 9 — Percentage of all admissions to the State hospitals for the insane, 1905-1912 — (Concluded)

PARENTAGE	1908			1909			1910			1911			1912		
	Males	Females	Total	Males	Females	Total	Males	Females	Total	Males	Females	Total	Males	Females	Total
	NUMBER														
Native-born patients.....	1,929	1,657	3,586	1,995	1,721	3,716	2,137	1,836	3,973	2,089	1,830	3,919	2,142	1,854	3,996
Of native parentage.....	1,010	827	1,847	1,052	893	1,945	1,101	888	1,989	1,084	907	1,991	1,117	922	2,039
Of mixed parentage.....	187	173	360	177	184	361	244	198	442	227	193	420	235	213	448
Of foreign parentage.....	695	589	1,284	718	603	1,321	745	711	1,456	733	697	1,430	744	671	1,415
Of unknown parentage.....	37	58	95	48	41	89	47	39	86	45	33	78	46	48	94
Foreign-born patients.....	1,519	1,547	3,066	1,461	1,447	2,908	1,578	1,585	3,163	1,685	1,569	3,254	1,640	1,633	3,279
Of native parentage.....	6	2	8	1	.....	1	1	2	3	3	1	4	.....	2	25
Of mixed parentage.....	3	2	5	6	14	20	13	8	21	8	8	16	13	12	25
Of foreign parentage.....	1,494	1,508	3,002	1,440	1,409	2,849	1,566	1,554	3,110	1,660	1,554	3,214	1,620	1,604	3,224
Of unknown parentage.....	1,16	35	51	14	24	38	8	21	29	14	6	20	13	15	28
Nativity unascertained.....	14	5	19	9	4	13	10	6	16	13	2	15	7	6	13
Parentage unascertained.....	14	5	19	9	4	13	10	6	16	13	2	15	7	6	13
PER CENT															
Native-born patients.....	55.7	51.6	53.7	57.6	54.3	56.0	57.4	53.6	55.6	55.2	53.8	54.5	56.4	53.1	54.8
Of native parentage.....	29.2	26.1	27.7	30.4	28.2	29.3	29.6	25.9	27.8	28.6	26.7	27.7	29.4	26.4	28.0
Of mixed parentage.....	5.4	5.4	5.4	5.1	5.8	5.5	6.5	5.8	6.2	6.0	5.7	5.8	6.2	6.1	6.1
Of foreign parentage.....	20.1	18.3	19.2	20.7	19.0	19.9	20.0	20.8	20.4	19.4	20.5	19.9	19.6	19.2	19.4
Of unknown parentage.....	1.0	1.8	1.4	1.4	1.3	1.3	1.3	1.1	1.2	1.2	0.9	1.1	1.2	1.4	1.3
Foreign-born patients.....	43.9	48.2	46.0	42.2	45.6	43.8	42.3	46.2	44.2	44.5	46.1	45.3	43.4	46.7	45.0
Of native parentage.....	0.2	0.1	0.1	.....	.....	.....	.....	0.1	.....	0.1	.....	0.1	.....	0.1	.....
Of mixed parentage.....	0.1	0.1	0.1	0.2	0.4	0.3	0.3	0.2	0.3	0.2	0.2	0.2	0.3	0.3	0.4
Of foreign parentage.....	43.1	47.0	45.0	41.6	44.4	42.9	41.8	45.3	43.5	43.8	45.7	44.7	42.7	45.9	44.2
Of unknown parentage.....	0.5	1.1	0.8	0.4	0.8	0.6	0.2	0.6	0.4	0.4	0.2	0.3	0.4	0.4	0.4
Nativity unascertained.....	0.4	0.2	0.3	0.2	0.1	0.2	0.3	0.2	0.2	0.3	0.1	0.2	0.2	0.2	0.2
Parentage unascertained.....	0.4	0.2	0.3	0.2	0.1	0.2	0.3	0.2	0.2	0.3	0.1	0.2	0.2	0.2	0.2

TABLE 10 — Percentage of all admissions to the State hospitals for the insane, 1905-1912  
NATIVE, FOREIGN AND UNASCERTAINED, COMBINED

	TOTAL			1905			1906			1907		
	Males		Total	Males		Total	Males		Total	Males		Total
	Females	Females	Females	Females	Females	Females	Females	Females	Females	Females	Females	
All admissions.....	27,038	25,120	52,158	2,660	5,353	2,859	5,785	3,185	2,899	6,084		
Of native parentage.....	8,001	6,804	14,805	785	1,569	2,760	1,637	965	2,805	1,270		
Of mixed parentage.....	1,610	1,474	3,084	135	286	175	336	185	159	344		
Of foreign parentage.....	16,831	16,185	33,016	1,638	3,306	1,817	3,609	1,966	1,830	3,796		
Of unascertained parentage.....	596	657	1,253	102	192	107	203	69	103	174		
				NUMBER								
				PER CENT								
All admissions.....	100.0	100.0	100.0	100.0	100.0	100.0	100.0	100.0	100.0	100.0		
Of native parentage.....	29.6	27.1	28.4	29.1	29.3	30.0	28.3	30.3	27.8	29.1		
Of mixed parentage.....	5.9	5.8	5.9	5.1	5.3	6.1	5.8	5.8	5.5	5.7		
Of foreign parentage.....	62.3	64.4	63.3	61.5	61.8	63.6	62.4	61.7	63.0	62.4		
Of unascertained parentage.....	2.2	2.7	2.4	3.9	3.6	3.7	3.5	2.2	3.7	2.8		

Table 10 — Percentage of all admissions to the State hospitals for the insane, 1905-1912 — (Concluded)  
 NATIVE, FOREIGN AND UNASCERTAINED, COMBINED

	1908		1909		1910		1911		1912		
	Males	Females	Males	Females	Total	Males	Females	Total	Males	Females	Total
	NUMBER										
All admissions.....	3,462	3,209	6,671	3,465	3,172	6,637	3,725	7,152	3,427	7,188	3,493
Of native parentage.....	1,016	839	1,855	1,053	890	1,992	1,087	1,995	1,117	1,995	1,117
Of mixed parentage.....	1,190	175	365	183	198	381	257	465	206	436	225
Of foreign parentage.....	2,189	2,097	4,286	2,158	2,012	4,170	2,301	4,566	2,265	4,644	2,275
Of unascertained parent- age.....	67	98	165	71	69	140	65	131	66	113	69
	PER CENT										
All admissions.....	100.0	100.0	100.0	100.0	100.0	100.0	100.0	100.0	100.0	100.0	100.0
Of native parentage.....	29.4	26.2	27.8	30.4	28.2	29.3	29.6	27.8	26.0	27.8	29.4
Of mixed parentage.....	5.5	5.5	5.5	5.3	6.2	5.8	6.8	6.0	6.0	6.0	6.5
Of foreign parentage.....	63.2	65.3	64.2	62.3	63.4	62.8	61.8	63.9	66.1	64.6	65.1
Of unascertained parent- age.....	1.9	3.1	2.5	2.0	2.2	2.1	1.8	1.8	1.9	1.6	2.0





























TABLE 17—Annual per capita cost of maintenance of patients in New York State hospitals, 1905-1912

STATE HOSPITAL	1905	1906	1907	1908	1909	1910	1911	1912	Average for 8 years
Utica.....	\$200 75	\$106 35	\$196 53	\$192 61	\$198 52	\$203 61	*\$203 67	*\$203 98	\$199 50
Willard.....	182 20	176 08	181 00	186 06	190 54	184 97	188 24	200 80	186 24
Hudson River.....	182 64	198 36	204 53	195 12	202 05	202 27	190 68	224 16	201 23
Middletown.....	189 40	188 45	190 37	192 53	189 66	187 77	183 34	190 56	189 01
Buffalo.....	193 71	193 53	199 37	186 92	194 28	192 81	190 09	196 70	192 30
Binghamton.....	199 88	199 23	197 75	184 48	189 32	186 27	182 33	203 99	193 03
St. Lawrence.....	184 32	182 02	193 48	198 08	201 30	195 72	215 38	216 03	198 29
Rochester.....	202 74	196 24	201 23	181 17	206 71	210 09	195 25	204 14	199 69
Gowanda.....	195 31	191 22	187 81	184 21	194 95	184 56	188 37	190 37	189 60
Kings Park.....	179 38	197 94	181 23	180 22	182 82	183 09	184 38	206 86	186 99
Long Island.....	188 92	193 44	246 22	226 99	232 11	238 14	249 69	252 38	228 49
Manhattan.....	187 71	168 23	174 10	176 64	182 80	182 45	187 69	195 80	179 43
Central Islip.....	156 97	160 49	162 67	168 75	177 41	172 34	174 02	188 74	170 17
Total.....	\$181 70	\$183 87	\$185 92	\$184 44	\$191 04	\$189 18	\$189 71	\$203 45	\$188 66

\* The per capita cost for 1911 and 1912 was determined by dividing the total cost by the daily average number of patients excluding parolés. Before 1911 the parolés were not excluded.

# INDEX


	Page
Acceptance of bonds.....	58
Alien and nonresident insane, lack of sufficient funds for return of.....	59
Alien insane, burden of:	
improperly placed and borne unequally.....	47
cost of caring for.....	36
proper method of returning.....	84
Alienists, Board of:	
report of for 1911.....	61
employment of at Ellis Island.....	78
Alien patients, payments of.....	39
Aliens, defined.....	22
deported and repatriated 1905-1912.....	10
in 1913.....	11
deported and repatriated, with economic savings effected, Chart C....	12
Aliens, insane, deportation of, by Federal warrant.....	75, 78, 81
in civil State hospitals.....	13
repatriation of.....	83
time in United States before admission.....	34, 35, 53
All admissions, citizenship of.....	24
nativity of.....	18, 19
parentage of.....	21, 22
Amendments proposed to Immigration Law.....	80-3
Appropriations by Congress should be adequate.....	83
Attendants to be sent with deported aliens.....	79
Bonds, acceptance of.....	58
Bureau of Deportation:	
duties of physicians of.....	76
expenditures of.....	42, 43
report of, for 1913.....	49
work of.....	10, 60, 61, 62
work of, in 1913.....	13
Cancellation of warrants of arrest for deportation.....	57
Card for statistical information.....	15
Causation of insanity.....	54, 55
"Causes existing prior to landing," provision of Immigration Act as to..	54
Causes of existing conditions.....	46
Central Islip State Hospital:	
aliens in.....	14
nativity of patients in.....	14
Chart A. Increase of patients in civil hospitals compared with increase in expenditures.....	6
Chart B. Increase of insane patients compared with increase of general population.....	8
Chart C. Aliens deported and repatriated with economic savings effected, 1905-1912.....	12
Chart D. Nativity, parentage and citizenship of first admissions, 1905-12	25
Chart E. Nativity of insane compared with nativity of general population	28
Chart F. Population of New York State and of United States compared..	31
Citizenship:	
and nativity of the insane in the State hospitals.....	13
definitions.....	22
of all admissions.....	24
Table 13.....	110
of first admissions.....	22, 23
Table 11.....	106
of readmissions.....	23, 24
Table 12.....	108
nativity and parentage of admissions.....	15

	Page
Civil insane, hospitals for.....	4
Classes excluded by Immigration Act.....	51
Comparison of the nativity of insane and of general population....	26, 27, 29
Comparisons of the population of New York State and the United States .....	30, 32
Comptroller, State, appraisalment of State hospitals.....	4
“Control Stations” in Germany.....	64
Co-operation between Federal and State officials.....	76
Cost of caring for the alien insane.....	36
Cost of maintenance:	
of insane.....	4
pending deportation on warrant.....	49
Cost of removal of an insane patient.....	43
Cost, per capita:	
of maintenance, 1905-1912.....	118
of patients in State hospitals.....	40, 41
Criminal insane, hospitals for.....	4
Dawes, Dr. Spencer L., report submitted by.....	85
“Decision No. 120”.....	55, 56, 57, 58, 74, 79
Definitions .....	22
Deportation:	
by a centralized and uniform system.....	84
by federal warrant.....	75, 78, 81
cancellation of warrants of arrest for.....	57
of insane aliens.....	59
time limit on.....	52
Dix, Governor John A., study made by direction of.....	3
Doolittle, Charles A., Jr., counsel.....	85
Environment, new of immigrant.....	68
Eugenics:	
defined .....	71
effects .....	71
Exclusion of insane and mentally defective at time of arrival....	75, 78, 80
Expenditures of State hospitals:	
1900-12 .....	5
increase of, compared with increase of patients, Chart A.....	6
Expenditures of State for alien patients.....	40
First admissions:	
citizenship of.....	22, 23
nativity of.....	16, 17
parentage of.....	19, 20
Foreign-born patients in the civil State hospitals.....	13
Funds, lack of sufficient, for return of alien and nonresident insane.....	59
General population, parentage of insane compared with.....	27, 28
Germany, examination of immigrants in.....	64
Glynn, Governor Martin H., report to.....	3
Great Britain, examination of immigrants in.....	64
Hamburg, examination of immigrants at.....	64
Head tax.....	50, 83
Hospitals, State (See State hospitals).	
Immigrants:	
examination of, by steamship companies.....	63, 64
inadequacy of means for detecting insanity of, at ports of debarkation	66
new, environment of.....	68
exclusion of insane and mentally defective.....	78
Immigration Act.....	46, 47, 48, 50
defect of, as to classes excluded.....	51
defect of, as to “Public Charges”.....	54
fine imposed by.....	65
provisions of, as to causes existing prior to landing.....	54


	Page
Immigration, general:	
problem not in scope of inquiry.....	4
rate of .....	67
regulation of .....	46
Immigration fund .....	48
Immigration Law, amendments to proposed.....	80, 83
Immigration rules.....	49, 58
Increase of insane patients compared with increase in general population.	7
Chart B.....	8
Inheritance of insanity.....	72
Insane aliens, deportation by Federal warrant.....	75, 78, 81
Insane and mentally defective, exclusion of.....	75, 78, 80
Insane, civil:	
hospitals for.....	4
criminal, hospitals for.....	4
maintenance of, in State of New York.....	4
ratio to general population.....	9
Insane patients:	
increase of, compared with increase of general population.....	7
Chart B.....	8
Insanity:	
causation of .....	55
rate of in cities.....	69
Interpreters, employment of, at Ellis Island.....	78
Investigation, outline of.....	3
Italy, examination of immigrants in.....	64
Maintenance of patients, annual per capita cost of, in New York State hospitals, 1905-1912, Table 17.....	118
Manhattan State Hospital:	
aliens in .....	14
nativity of patients in.....	14
Medical officers at Ellis Island.....	74
Native-born patients in civil State hospitals.....	13
Nativity and citizenship of patients in State hospitals:	
Table 1 .....	86
of the insane in the State hospitals.....	13
Nativity and parentage of the insane and of the population of the State.	25
Nativity:	
of all admissions.....	18, 19
Table 4 .....	92
of first admissions, Table 2.....	86
1905-12 .....	16, 17
of insane, compared with general population.....	26
of readmissions, Table 3.....	17, 18, 90
Nativity, parentage and insanity in New York State and the United States .....	30
Nativity, parentage and citizenship:	
of admissions to the State hospitals.....	15
of first admissions, Chart D.....	25
Naturalized patients in the civil State hospitals.....	13
New York State hospitals for the insane.....	4
Nonresidents returned, 1905-1912.....	10
1913 .....	11
Parentage:	
of insane compared with parentage of general white population of State .....	27, 28
of all admissions, native, foreign and unascertained combined, Table 10 .....	104
of all admissions to the State hospitals for the insane, 1905-1912 .....	21, 22, 102
of first admissions.....	19, 20
Table 5 .....	94

	Page
Parentage — Continued:	
Table 6 .....	96
of readmissions .....	20, 21
Table 7 .....	98
of readmissions, native, foreign and unascertained, combined, Table 8, .....	100
Parentage, nativity and citizenship of admissions .....	15
Parker, Lewis R., counsel .....	85
Patients, insane:	
increase of, compared with increase in expenditures, Chart A .....	6
increase of, compared with increase in general population .....	7
in State hospitals .....	5
Paying and nonpaying patients classified according to citizenship .....	37, 38
Payments of Federal government to New York State for maintenance of insane aliens .....	50
Payment for maintenance of insane aliens .....	79
Personal property of civil hospitals, value of .....	5
Physicians on ships bearing immigrants .....	74
Pollock, Dr. Horatio M., statistics prepared by .....	13
Population, general:	
increase of compared with increase of insane patients .....	7
Chart B .....	8
nativity of insane compared with nativity of .....	26
ratio of insane to .....	9
Population of New York State and of United States compared, Chart F ..	31
with respect to nativity, parentage and insanity .....	30, 31
Provision for and cost of maintenance of insane in the State of New York ..	4
Psychoses, prevalent .....	70
“Public Charges,” defect of Immigration Act as to .....	54
Public hearings .....	3
Rate of insanity in cities .....	69
Ratio of insane to general population .....	9
Readmissions:	
citizenship of .....	23, 24
nativity of .....	17, 18
parentage of .....	20, 21
Real estate of civil hospitals, value of .....	5
Recommendations:	
for action by the United States government .....	78
under existing laws .....	78
new legislation .....	80
for the State of New York .....	75
Repatriation of insane aliens .....	60, 76, 83
Report, basis of .....	3
Residence, average hospital .....	41
Return of nonresidents .....	76
Saving to State from removal of alien and nonresident insane .....	44, 45
Sex of patient population .....	14
State Board of Alienists, see Bureau of Deportation.	
State hospitals, aliens in .....	13
State Hospital Commission, arrangement with steamship companies .....	62
State hospitals:	
expenditures of .....	5
foreign-born patients in .....	13
native-born patients in .....	13
nativity and citizenship of insane in .....	13
naturalized patients in .....	14
valuation of .....	4, 5
State, relation of to United States .....	46
States:	
attitude of other .....	72
deportation from other .....	73
Statistical card .....	15

	Page
Statistical research, extension of facilities for, recommended.....	77
Statistical tables .....	87, 118
"Statistics of the Insane," for 1912.....	69
Steamship companies:	
arrangement with State Hospital Commission.....	62
difficulties with, in repatriating aliens.....	62
examination of immigrants by.....	63, 64
to be made responsible for mental condition of immigrants.....	74
when guilty of misdemeanor.....	63
Suggestions received .....	73
Superintendents of State hospitals, duties of, with respect to admissions..	76
Summary of costs and expenditures for 1912.....	42
Summary of saving to State from removal of alien and nonresident insane .....	44, 45
Suspension of rule relating to maintenance.....	50
Table 1. Nativity and citizenship of patients in the New York State hospitals, September 30, 1912.....	86
Table 2. Nativity of first admissions to the State hospitals for the insane, 1905-1912 .....	88
Table 3. Nativity of readmissions to the State hospitals for the insane, 1905-1912 .....	90
Table 4. Nativity of all admissions to the State hospitals for the insane, 1905-1912 .....	92
Table 5. Parentage of first admissions to the State hospitals for the insane, 1905-1912 .....	94
Table 6. Parentage of first admissions to the State hospitals for the insane, native, foreign and unascertained, combined.....	96
Table 7. Parentage of readmissions to the State hospitals for the insane, 1905-1912 .....	98
Table 8. Parentage of readmissions to the State hospitals for the insane, 1905-1912; native, foreign and unascertained combined.....	100
Table 9. Parentage of all admissions to the State hospitals for the insane, 1905-1912 .....	102
Table 10. Parentage of all admissions to the State hospitals for the in- sane, 1905-1912; native, foreign and unascertained combined.....	104
Table 11. Citizenship of first admission to the State hospitals for the insane, 1905-1912 .....	106
Table 12. Citizenship of readmissions to the State hospitals for the insane, 1905-1912 .....	108
Table 13. Citizenship of all admissions to the State hospitals for the insane, 1905-1912 .....	110
Table 14. Time in United States before admission of aliens and patients whose citizenship is unascertained; first admissions, 1905-1912.....	112
Table 15. Time in United States before readmission of aliens and patients whose citizenship is unascertained; readmissions, 1905-1912.....	114
Table 16. Time in United States before admission of aliens and patients whose citizenship is unascertained; all admissions, 1905-1912.....	116
Table 17. Annual per capita cost of maintenance of patients in New York State hospitals, 1905-1912 .....	118
Three-year limit, inadequacy of.....	53
Time in United States before admission of aliens and patients whose citizenship is unascertained:	
all admissions, 1905-1912, Table 16.....	116
first admissions, Table 14.....	112
readmissions, 1905-1912, Table 15.....	114
Time limit on deportation.....	52
Time of aliens in United States before admission.....	34, 35
United States should assume entire financial burden of the alien insane, 84,	85
Valuation of State hospital plants.....	4, 5
Warrants of arrest for deportation, cancellation of.....	57
Warrants of deportation.....	79
Williams, Hon. William, address of.....	66







UNIVERSITY OF CALIFORNIA LIBRARY,  
BERKELEY

**THIS BOOK IS DUE ON THE LAST DATE  
STAMPED BELOW**

Books not returned on time are subject to a fine of 50c per volume after the third day overdue, increasing to \$1.00 per volume after the sixth day. Books not in demand may be renewed if application is made before expiration of loan period.

**APR 5 1922**

BIOLOGY  
LIBRARY

301866

RC 445

N7A2

1914

UNIVERSITY OF CALIFORNIA LIBRARY

