

Accession Number

Self Number

27570

LR

# Willard Library

OF

EVANSVILLE

Received 3 1 1912

From the collection of the

J  
y f d  
x z n m k  
o Preinger  
u v q L Library  
e a n  
b t s w p c

San Francisco, California  
2007





Digitized by the Internet Archive  
in 2007 with funding from  
Microsoft Corporation







61ST CONGRESS : : 2D SESSION

1909-1910

SENATE DOCUMENTS

VOL. 101

WASHINGTON : : GOVERNMENT PRINTING OFFICE : : 1911





REPORT ON CONDITION  
OF  
WOMAN AND CHILD WAGE-EARNERS  
IN THE UNITED STATES

IN 19 VOLUMES

---

VOLUME XVI: FAMILY BUDGETS OF TYPICAL COTTON-MILL  
WORKERS

---

Prepared under the direction of

CHAS. P. NEILL

Commissioner of Labor

by

WOOD F. WORCESTER

and

DAISY WORTHINGTON WORCESTER

WASHINGTON  
GOVERNMENT PRINTING OFFICE

1911

IN THE SENATE OF THE UNITED STATES,

*June 15, 1910.*

*Resolved,* That the complete report on the condition of woman and child wage-earners in the United States, transmitted and to be transmitted by the Secretary of Commerce and Labor in response to the act approved January twenty-ninth, nineteen hundred and seven, entitled "An act to authorize the Secretary of Commerce and Labor to report upon the industrial, social, moral, educational, and physical condition of woman and child workers in the United States," be printed as a public document.

CHARLES G. BENNETT,

*Secretary.*

## CONTENTS.

	Page.
Letters of transmittal.....	5, 6
Introduction.....	7-16
Scope of the report.....	9, 10
Method of investigation.....	10-16
Chapter I.—Family budgets of typical southern cotton-mill workers.....	17-129
Characteristics of families.....	19, 20
Localities investigated.....	20
Explanation of data.....	20-22
Summary of family budgets.....	22-36
Sources of family income.....	22, 23
Food.....	23-25
Clothing.....	25-27
Housing conditions and rent.....	27-29
Fuel and light.....	29, 30
Medical attention and insurance and lodge dues.....	31
Amusements and recreation.....	32
Tobacco and drinks, newspapers and books, church and charity, and sundries.....	32, 33
All expenditures.....	34-36
Conclusion.....	36, 37
Family budgets in detail.....	37-129
Chapter II.—Prevailing standards of living among southern cotton-mill workers.....	131-171
The minimum standard of living.....	133-142
Determination of minimum standard.....	133
Food.....	133-137
Clothing.....	137-139
Rent.....	139, 140
Fuel.....	140
Light.....	140
Sundries.....	140
Cost of all articles, minimum standard.....	141, 142
The fair standard of living.....	142-153
Determination of fair standard.....	142
Food.....	143, 144
Clothing.....	144-147
Doctor and medicine.....	148
Insurance.....	148
Amusements and recreation.....	148, 149
Tobacco.....	149
School books.....	149
Cost of maintenance of individuals, by fair standard.....	149, 150
Housing conditions and rent.....	150, 151
Fuel.....	151
Light.....	151
Sundries.....	151
Household furnishings.....	151

	Page.
<b>Chapter II.—Prevailing standards of living among southern cotton-mill workers—Concluded.</b>	
The fair standing of living—Concluded.	
Newspapers.....	151
Church, charities, etc.....	152
Cost of all articles, fair standard.....	152, 153
Incomes and their relation to standard of living.....	153-171
Normal family in cotton-mill communities.....	153, 154
Variation in weekly earnings.....	154-164
Incomes of 75 cotton-mill families in North Carolina, South Carolina, and Georgia, in relation to minimum and fair standards.....	164-171
<b>Chapter III.—Family budgets of typical cotton-mill workers of Fall River, Mass.</b>	173-229
Character of information secured.....	175, 176
Summary of family budgets.....	176-187
Sources of family income.....	176, 177
Food.....	177, 178
Clothing.....	178-180
Housing conditions and rent.....	180-182
Fuel and light.....	182, 183
Medical attention and insurance and lodge dues.....	183, 184
Amusements and recreation.....	184, 185
Tobacco and drinks, newspapers and books, church and charity, and sundries.....	185, 186
All expenditures.....	186, 187
Conclusion.....	187, 188
Family budgets in detail.....	188-229
<b>Chapter IV.—Prevailing standards of living among cotton-mill workers in Fall River, Mass.</b>	231-250
The minimum standard of living.....	233-238
Food.....	233, 234
Clothing.....	234-236
Rent.....	236
Fuel.....	236
Light.....	236
Sundries.....	237
Cost of all articles, minimum standard.....	237, 238
The fair standard of living.....	238-245
Food.....	238
Clothing.....	238-241
Doctor and medicine.....	241, 242
Insurance.....	242
Amusements and recreation.....	242
Tobacco and liquors.....	242
School and church.....	242
Cost of maintenance of individuals, by fair standard.....	242, 243
Rent.....	243
Fuel.....	243
Light.....	244
Household furnishings.....	244
Sundries.....	244
Cost of all articles, fair standard.....	244, 245
Incomes and their relation to standard of living.....	245-250
Normal family in cotton-mill communities.....	245
Variation in weekly earnings.....	245-249
Yearly incomes and standards of living.....	250



## LETTERS OF TRANSMITTAL.

---

DEPARTMENT OF COMMERCE AND LABOR,  
OFFICE OF THE SECRETARY,  
*Washington, June 5, 1911.*

SIR: In partial compliance with the Senate resolution of May 25, 1910, I beg to transmit herewith a report showing the results of a study of the family budgets of typical cotton-mill workers.

This report has just been completed, and is the sixteenth section of the larger report on the investigation carried on in accordance with the act of Congress approved January 29, 1907, which provided "That the Secretary of Commerce and Labor be, and he is hereby, authorized and directed to investigate and report on the industrial, social, moral, educational, and physical condition of woman and child workers in the United States wherever employed, with special reference to their age, hours of labor, term of employment, health, illiteracy, sanitary and other conditions surrounding their occupation, and the means employed for the protection of their health, persons, and morals."

The remaining parts of the general report are being completed as rapidly as possible and will each be transmitted at the earliest practicable moment.

Respectfully,

BENJ. S. CABLE,  
*Acting Secretary.*

HON. JAMES S. SHERMAN,  
*President of the Senate, Washington, D. C.*

---

DEPARTMENT OF COMMERCE AND LABOR,  
BUREAU OF LABOR,  
*Washington, June 5, 1911.*

SIR: I beg to transmit herewith Volume XVI of the report on woman and child wage-earners in the United States, which relates to the family budgets of typical cotton-mill workers. This is the sixteenth section of the report of the general investigation into the condition of woman and child wage-earners in the United States, carried on in compliance with the act of Congress approved January 29, 1907.

This volume of the report is the work of Special Agents Wood F. Worcester and Daisy Worthington Worcester. The work has been carried on under the direction and immediate supervision of Chas. H. Verrill.

I am, very respectfully,

CHAS. P. NEILL,  
*Commissioner.*

THE SECRETARY OF COMMERCE AND LABOR,  
*Washington, D. C.*

---

---

## INTRODUCTION.

---

---





## INTRODUCTION.

### SCOPE OF THE REPORT.

[In presenting this study of the standard of living among cotton-mill families in Fall River and in the South, it seems especially important to point out its precise character and purpose. The expenditures and income for a year are first given in full detail for a number of thoroughly representative cotton-mill families of the various types. From an analysis of this material the attempt is then made to determine what, according to the customs prevailing in the communities selected for study, is a fair standard of living and what, according to the same measure, is the minimum standard upon which families are living and apparently maintaining physical efficiency. These standards, it should be emphasized, are the standards found to be actually prevailing among cotton-mill families of the several communities studied, and are not standards fixed by the judgment either of the investigators or of the Bureau of Labor.—C. P. N.]

A general investigation of the working and living conditions of woman and child employees in the cotton textile industry of the United States was made in the years 1907 and 1908, the results being published as the first volume of the report of which this study is a part. This investigation embraced both the Southern and the New England cotton-mill districts, 198 mills being investigated, employing in all 81,335 employees for whom general information was secured.<sup>1</sup> In connection with this general report concerning the conditions of employment of woman and child workers in the industry much information was furnished as to the prevalent conditions and standards of life of the cotton-mill operatives as an industrial group.

The present study was suggested by this general investigation. It was considered to be desirable to make an intensive study to show in greater detail the family economy of cotton operatives, in the first place, because the results of the general investigation were available to aid in directing and checking an intensive investigation, which of necessity would be narrowly limited in the number of families considered; in the second place, because the more exact results of such a limited intensive study would be of great value, when considered in relation to so large a mass of general data; and, in the third place,

---

<sup>1</sup> Cotton Textile Industry, Vol. I of this report, p. 14.

because it was possible for the intensive study to be made by persons thoroughly familiar with the cotton industry and its labor force through experience in the larger investigation.

While there were certain distinct advantages in making this study, it was necessarily subject to serious limitations. Because of the short time which could be devoted to it in New England, it was limited to the city of Fall River, and in the South to Atlanta, Ga., Greensboro, N. C., and a mill near Burlington, N. C. Fourteen families were studied in Fall River, and 21 in the southern localities named. In order fairly to present the economic condition of the cotton operatives it was necessary in selecting families to include some which had attained, in the judgment of the investigators and of the respective communities, a fair standard of life. It was also desirable to study particular families that represented the lowest standards found among cotton-operative families. Many of the latter, however, are constantly moving from one place to another always trying to find a better mill. This floating population forms no small part of the cotton-mill workers, especially in the South, and such families nearly always live in poverty. While it was most desirable to obtain data from them, it was impossible, as neither wages nor expenditures could be obtained for more than a brief period. In the North the additional complication of race occurred to render yet more difficult the selection of families which may be said to represent a fair standard of life.

#### METHOD OF INVESTIGATION.

The method of the investigation can best be presented by printing a schedule in full, showing not only the character of the questions asked but also the character of the answers obtained. This schedule is for Family No. 5, the budget for which is presented on page 55.

#### STANDARD OF LIVING.

##### FAMILY SCHEDULE.

1. City or town, and State? \_\_\_\_\_
2. Name of establishment employing member of family? \_\_\_\_\_
3. Name of head of family? \_\_\_\_\_
4. Residence (street and number)? \_\_\_\_\_
5. Years head of family has been in the United States? 45.
6. Race of husband? American, white.
7. Race of wife? American, white.



8. Relationship.	9. Name.	10. Sex.	11. Date of birth.	12. Occupation.	13. Industry.	14. Earnings past year (1908). <sup>1</sup>	15. Amount paid to to family.	16. Years worked in present industry.
Husband <sup>2</sup> .....								
Wife.....		F.	Apr. 12, 1863	Housekeeper.....				
First child.....		F.	June 20, 1890	Spinner.....	Cotton.....	\$260.90	\$260.90	
Second child.....		M.	Jan. 8, 1892	Doffer.....	do.....	140.85	140.85	
Third child.....		F.	Aug. 30, 1894	Spinner.....	do.....	134.75	134.75	
Fourth child.....		M.	Jan. 28, 1897	School.....				
Boarders and lodgers:								
Son-in-law.....		M.	(*)					
Married daughter.....		F.	(*)				\$ 312.00	
Baby.....		M.	(*)					

<sup>1</sup> Earnings in 1907: First child, \$300.10; second child, \$108.25; two children (afterwards married and not in family in 1908), \$334.65 and \$330.70, respectively; total, \$1,073.70.

<sup>2</sup> Deceased, 12 years.

<sup>3</sup> Over 21 years of age.

<sup>4</sup> Baby, 1 month old.

<sup>5</sup> \$6 per week for 52 weeks.

17. (a) Income of family from other sources: Cow? \$——; swine? \$——; garden, etc.? \$——.
- (b) Total income of family? \$848.50.
18. Is dwelling owned or rented? Rented, at 75 cents per week.
- (a) If rented, by whom owned? Mills.
19. Detailed description of dwelling:
- (a) Separate house or rooms in tenement? Separate house.
- (b) Number of stories high? One. Number of families in house? One.
- (c) Number of rooms occupied by family? Four.
- (d) Number of rooms used for sleeping purposes? Three.
- (e) Character of foundation? Brick piers, about 2 feet high.
- (f) Is house painted? Yes.
- (g) Is house plastered or ceiled? Two rooms plastered, two ceiled.
- (h) Has the house pantries or closets? Closet. How many? One.
- (i) How is house heated? Fireplaces.
- (j) How is house lighted? Lamps.
- (k) Outdoor privy or water-closet? Yes. Describe condition and location: Poor building, 30 to 40 feet to the rear of the house.
20. Draw plan, indicating windows, doors, and size of rooms. (Use separate sheet for plan.)
21. Description of surroundings:
- (a) Size of lot? 40 by 60 feet.
- (b) Vegetable garden? No. Flower garden? No.
- (c) By whom is privy cleaned? Mills.
- Water is obtained from well.
22. Annual expenditures of the family:

Item.	Amount.	Item.	Amount.
Food (including \$78.55, indebtedness).....	\$477.20	Lodge dues (burial union).....	\$26.00
Rent.....	39.00	Newspapers, etc. (dally).....	6.25
Clothing.....	172.21	Church contributions.....	2.00
Fuel.....	49.50	Amusements.....	20.00
Light.....	11.70	Savings.....	
Tobacco.....	24.00	Other items:	
Drinks (Coca Cola).....	1.50	Sundries.....	12.00
Medicine.....	10.00	Books \$2, washerwoman \$13.....	15.00
Doctor's bills (including \$25, indebtedness).....	30.00	Total.....	\$ 924.96
Insurance (industrial).....	28.60		

<sup>1</sup> Not including \$35.30 paid in settlement of grocery account for preceding year.

23. In debt for any of the above items? Yes, doctor's bill \$25; company store for groceries, \$78.55.
24. Furnishings—detailed description of? All old and of the cheapest make. Sitting room contains a bed, a couch, a sewing machine, a washstand, and a few chairs. Other bedrooms contain beds and chairs only. Kitchen contains a stove and a table with the necessary pots, pans, etc. None of the windows had curtains, though there were window shades to some of them. The sitting room had matting for floor covering, and in other rooms the floors were bare. The only picture of any kind on any of the walls was the family record hanging above the fire-place.
25. Clothing, articles bought, cost and character of, for each member of the family?  
\_\_\_\_\_
26. Illness of any members of family during past year: Nature of illness, duration; if wage earner, length of time lost; general physical condition of members of family at present time? First child had typhoid fever and was out of work 8 weeks. The source of the disease unknown. Second child was sick with malarial fever. All members of the family appear well at present and are apparently in good health.
27. Amusements, character of, for different members of family? The oldest girl and oldest boy go to the city and sometimes attend the theaters or moving-picture shows. The boys congregate at the company store for awhile in the evenings. Sometimes they go to church and Sunday school.
28. Indebtedness, nature of, and to whom indebted? To physician for services, a balance of \$25, and to company store for groceries, \$78.55; a total of \$103.55 (Jan. 1, 1908, indebtedness to company store was \$35.30.)
29. Savings, how invested? There were no savings during the year; on the other hand the indebtedness increased \$68.25. The total income of the family from all sources was \$848.50. The mother said she could not keep the family on the family earnings and had to supplement them by keeping boarders. The boarders paid \$312 to the family. The expense to the family for food (including the indebtedness of \$78.55) was \$477.20, a per capita expense for all the members exclusive of the baby of \$68.17. It cost the family, therefore, \$136.34 to furnish food for the boarders. There was no increase in rent and fuel on account of the boarders; they paid for their own washing, and while there may have been an extra expense for sundries, that item was small. The difference between \$312 and \$136.34, or \$175.66, may therefore be considered to represent approximately the profit to the family from keeping boarders.
- The family is above the average in intelligence and pride themselves on being different from the cotton-mill families. The father died leaving the mother destitute with small children. Work had to be found. The cotton mill offered it. The mother said they came and had never been able to get away.



The amount spent for the clothing and the different articles purchased can be seen from the following:

## STANDARD OF LIVING.

## SUPPLEMENT A.

## CLOTHING FOR FEMALES.

No.	Article.	Ready-made (material).	Not ready-made.					Total cost.	Remarks.
			Material.	Price per yard.	Number of yards.	Trim-mings.	Made at home.		
WIFE (AGE 45).									
1	Dress .....	Lawn..	\$0.15	8			Yes..	\$1.20	
1	Dress .....	do.....	.25	8			Yes..	2.00	
2	Dresses.....	Percale..	.10	16			Yes..	1.60	
2	Dresses.....	Calico... .07½		16			Yes..	1.20	
1	Petticoat.....	Black						1.50	
2	Drawers.....	Cotton..						.50	
1	Winter under- wear: Shirt.....							.50	
10	Stockings.....							1.00	
2	Shoes.....							3.75	
1	Gloves.....	Kid.....						1.50	
Total cost.....								14.75	
FIRST FEMALE (AGE 18).									
1	Suit.....	Worsted						20.00	
2	Waists.....	White..						3.00	
2	Dresses.....	Lawn..	.20	20			Yes..	4.00	
1	Dress.....	Linen..	.50	10			Yes..	5.00	
6	Dresses.....	Calico..	.07½	60			Yes..	4.50	
6	Petticoats.....	White..	.06	30			Yes..	1.80	
4	Drawers.....	Cotton..	.06	8½			Yes..	.50	
1	Corset.....							1.00	
	Winter under- wear: Shirt, drawers.....							1.00	
2	Nightgowns....	Cotton..						1.00	
1	Hat (summer).....							5.00	
1	Hat (winter).....							4.00	
40	Stockings.....							4.00	
4	Shoes.....							12.50	2 at \$3, 2 at \$3.25.
1	Gloves.....	Long kid..						3.00	
1	Gloves.....	Long black silk.						1.75	
Handkerchiefs.....								1.80	
Total cost.....								73.85	
SECOND FEMALE (AGE 14).									
1	Dress.....	Lawn..	.10	8			Yes..	.80	
3	Dresses.....	Percale..	.07½	24			Yes..	1.80	
4	Dresses.....	Calico..	.07½	32			Yes..	2.40	
1	Petticoat.....	White..	.06	30			Yes..	1.80	
4	Drawers.....	Cotton..	.06	8			Yes..	.48	
2	Winter under- wear: Shirts.....							.50	
2	Nightgowns....	Cotton..	.06	8			Yes..	.48	
	Hat (summer).....							3.00	
30	Stockings.....							3.00	
6	Shoes.....							10.95	
	Ribbons, etc.....							4.00	
Total cost.....								29.21	

## SUPPLEMENT B.

## CLOTHING FOR MALES.

Article.	First male (age 16).		Second male (age 11).		Article.	First male (age 16).		Second male (age 11).	
	Num- ber.	Cost.	Num- ber.	Cost.		Num- ber.	Cost.	Num- ber.	Cost.
Suit.....	1	\$5.00	1	\$3.00	Shoes.....	5	\$10.00	4	\$6.40
Do.....	1	5.00	1	3.50	Hats.....	2	1.00	2	1.00
Trousers.....	4	3.00	4	2.00	Suspenders.....	2	.50		
Shirts, colored.....	6	3.00			Stockings.....	40	4.00	20	2.00
Overalls.....	2	2.50			Waists.....			4	1.00
Underwear:					Total cost.....		35.00		19.40
Shirts.....	1	.50	1	.50					
Drawers.....	1	.50							

Answers to questions 1 to 10 inclusive were given by the family. The answer to question 11 was copied from the birth record. Questions 12 and 13 were answered by the family. Question 14 was taken directly from the company's pay roll for the year, except in a few cases, which will be found otherwise specified. In the South absolute accuracy was obtainable in regard to incomes. Since all the members of the family were employed in the same mill, it was possible, through the courtesy of the manufacturer, to obtain not only the exact annual earnings of every member of the family, but also the actual weekly earnings, which, fluctuating as they do, are of quite as great importance in their relation to conditions of living. Questions 15 to 21, inclusive, were answered by the family and by observation. The answer to inquiry 22 is clearly fundamental. In the South it was usually possible to secure the amount spent for food, and frequently for other items, such as clothing, fuel, and light, from the company store, which depended entirely upon the mill people for its support. In Fall River, however, there are no company stores, and cash payment is customary; hence much more reliance upon estimates becomes necessary. The amount for food was first obtained from the company store, or otherwise, as noted above. The entire amount spent by the family for the year was next obtained as exactly as possible, including light, tobacco, sundries, and drink, as well as food. Then an itemized account was obtained for May, August, and a part of December. With these as a basis, the amount spent for each of the items named was estimated with approximate accuracy. It was a simple matter to obtain rent, insurance, and burial-union fees with exactness, since there were fixed weekly charges for these. In the South fuel was purchased from the company, and the amount was taken directly from the company's books. In Fall River it again became necessary to place the chief reliance on estimates. Supplements A and B were used to obtain the cost of the clothing. The mother, with the assistance of



other members of the family, was usually able to recall the different articles purchased during the year. The amount of clothing is small and its purchase is such an event that it can be readily recalled. In other families, where the clothing was purchased from the company store, there was an opportunity for checking up; and there was always close agreement between the statements made by the family and the company's books. Medicine, doctor's bills, newspapers, church contributions, amusements, and savings were obtained by questioning the family. Answers to queries 23, and 26 to 29 inclusive, were obtained from the family, and to 24 from observation.

In every case the income of the family was known with sufficient accuracy to make it difficult for them to exaggerate expenditures. In some cases there were a few dollars left unaccounted for. Where there were no savings these few dollars might be added to the total expenditures, but if distributed over the various items for which they probably went the sum would be so small as not to affect any of them materially,

In several cases it will be seen that the expenditures exceed the income by a small amount. Where this excess is not accounted for by debts, either the difference has been met from the savings of former years or more frequently some grown child or other near relative has helped the family at some time of stress. A grown child living with his parents as a boarder will frequently contribute more than his board when need arises, but such help is irregular and no account of it is kept.

There were always many interesting facts in connection with the families which could not be reported as answers to any of the questions. These facts were added as notes to the schedule.

In addition to the schedules retail prices of food were obtained in each locality, as a guide to the cost of food.

The field work for the study was done from January to June, 1909, and the year for which annual earnings and expenditures are reported is usually the calendar year 1908, but in some cases is a twelve-months period beginning in 1907 or extending into 1909.

The information secured from each family has been printed in detail. It includes the ages and occupations of the wage-earning members of each family, and the ages of nonwage-earners. For those children who do not turn all their wages into the family fund, but pay board only, and buy their own clothes, the ages, occupations, and earnings are reported, but they are otherwise omitted from consideration. No information for other boarders and lodgers was obtainable, except the sum paid as board or lodging into the family fund.

The family budgets show the annual income and its source and the annual expenditure apportioned among the different items. In many cases a menu is included, which shows the character of food. Others include a store account covering a period varying from one to several weeks, or even months. For nearly all families a detailed description of the cost and character of the clothing purchased for each member of the family during the year is included.

It is hoped that these concrete examples will give a clearer idea of the prevailing conditions of living than is possible by a purely statistical presentation.

---

---

CHAPTER I.

---

FAMILY BUDGETS OF TYPICAL SOUTHERN COTTON-  
MILL WORKERS.

---

---





## CHAPTER I.

### FAMILY BUDGETS OF TYPICAL SOUTHERN COTTON-MILL WORKERS.

#### CHARACTERISTICS OF FAMILIES.

There is, perhaps, no industrial class of people in America that is marked off from the rest of society by such definite lines as are the cotton-mill workers of the Southern States. They were originally, for the most part, "small landowners, tenant farmers, or mountain people. They are conservative with the conservatism natural to people from such surroundings." The change from the agricultural to the industrial life has made them less isolated as individuals, but scarcely less so as a class. There has been little mingling with other people. The manufacturers have gone to the farms or into the hills and mountains, brought families together, and made them into communities. These communities, whether in the remote country districts of North Carolina or within the limits of a city like Atlanta, Ga., remain almost as isolated from the rest of the world as the individual families were on the scattered farms from which they came.

There are several reasons for this. In the first place, they are looked down upon by the other people of the South. There is no attempt to make them a part of the community into which they have recently come. The old residents know little about them and care less. In the second place, certain conditions of the new industrial life foster this isolation. The whole family—men, women, and children—are engaged in the same industry in which every other family in their community is engaged. They have their own churches and their own schools, in many cases furnished by the mill owners. They live, with few exceptions, in houses owned by the mill company. They buy their provisions, in many cases, from the company store. The cotton mill is the center of their lives. Their present and their future are bounded by it. In less isolated industrial communities there is always the prospect of working into some other and higher industrial group. The vision of the Southern cotton operative, however, is so limited by his surroundings that this possibility rarely occurs to him. In other industries the father may feel that he can never hope for anything more for himself, but he can at least plan and struggle for a better life for his children. Here the mill demands the children as well as the fathers.

The conditions under which the people live render it possible to make a study of the standards of living, such as has been attempted here, with more than usual accuracy. For one thing, it is not necessary to study a large number of communities to present representative conditions. In the general investigation of woman and child labor, 1,567 families were visited in North Carolina, South Carolina, Georgia, Alabama, Mississippi, and Virginia<sup>1</sup>. In every case, as already stated, there was inquiry in regard to the domestic economy of the family. This general study furnished a more or less intimate knowledge of the people as a class; and in making a further intensive study of the cost and standard of living of a few families, it therefore became possible, with fair assurance, to place these as representative, as above or as below the average.

As already noted, the incomes which are presented in the following pages are known to be accurate, since in each case all the members of a family worked in the same mill, and not only the exact annual earnings of each member of the family were taken from the company's books, but also the actual weekly earnings, which, fluctuating greatly as they do, are of special importance in their relation to the standard of living. Approximate accuracy was also attained in regard to expenditures, because of the courteous cooperation of the company store or of stores dependent almost wholly on the mill village.

In some places it was possible to get a complete itemized account of the expenditures of the family, an account including not only the expenditure for food, but for fuel, light, tobacco, drinks, sundries, and even clothing.

#### LOCALITIES INVESTIGATED.

The mills of the South, with respect to location, may be roughly divided into three classes—mills in cities of general industry, those in cotton-mill towns, and isolated country mills. The three localities chosen for the investigation are representative of the three types; Atlanta, Ga., a large city where the cotton industry is one among many varied industries; Greensboro, N. C., a small city, where the cotton industry is predominant; and a small country mill about 4 miles from Burlington, N. C.

Families Nos. 1 to 10, inclusive, live in or near Atlanta; 11 to 16, inclusive, just outside of Greensboro, while families 17 to 21, inclusive, live at the mill near Burlington.

#### EXPLANATION OF DATA.

The particular value of this piece of work is that it is a detailed study of twenty-one different families, representing the various aspects of cotton-mill life. It is believed that these concrete examples will

---

<sup>1</sup> Cotton Textile Industry, Vol. I of this report, p. 17.



give a much clearer picture of the prevailing standards of living than could be obtained from masses of statistics. It is desirable, however, to note in some detail the relative importance of the various items in the different families, and to make such comparison possible the chief expenditures are separately considered in the ensuing pages. In the accompanying tables the several families maintain their identity, being numbered to correspond with the numbers assigned to them in the detailed budgets.

No specification of race is included in any table, as all members of the several families are native-born white Americans.

In the tabular summarization of data, persons residing as boarders, or as boarders and lodgers, with a family, are necessarily included in the summary table for food, while those residing with the family as lodgers only are excluded. Persons residing with a family, either as lodgers or as boarders and lodgers, are included in the summary tables for housing conditions. This is necessary because, although they do not appreciably increase the expenditure for rent, if at all, they do have a serious effect when the question of overcrowding is considered. The number of boarders and lodgers included with each family in the two tabulations indicated above is indicated by notes attached to those tables.

It may appear arbitrary to exclude boarders and lodgers from the tables for fuel and light. But the fact is that in the families studied their presence means practically no additional expense for these items, since lodgers never have rooms heated or lighted for their use, but occupy the living room with the family. They may cause a slight additional expenditure for sundries, but in families with incomes so small as the incomes of the families studied the expenditure for sundries is so inconsiderable as to make their consideration in relation to it impractical.

Where wage-earning children in a family do not turn in all their earnings, but pay board, they have been treated as boarders who are not members of the family, being included only in the tables for food and housing conditions. It is true that in most cases the entire earnings of such children would become available for the family in time of stress, but it has been the purpose of this study to present the incomes and expenditures of the families studied as actually found for the year under investigation, and not to consider the individual economy of children who, while they pay board at home, in their own minds at least are economically independent. It was, therefore, necessary to treat them exactly as other boarders and lodgers, and they have, accordingly, been included only in connection with food and housing.

The matter of the treatment in the summary tables of debts in relation to expenditure presented considerable difficulty. It was necessary to secure uniformity, and the following method was adopted:

(a) In the tabulation of the cost of food during the year of the investigation, the cost price of the food consumed was entered, whether paid for or not. This was necessary in order properly to measure the cost per man unit of food consumed during the year. This cost price was also included in the total expenditures. Amounts expended during the year of investigation in payment of debts for food consumed during the preceding year were excluded. In other words, food expenditure for the tabulated year was regarded as the cost price of food consumed during that year and that year only.

(b) The same method was pursued in the treatment of expenditures for doctor and medicine, and for clothing worn during the year, i. e., the amounts entered in the respective tables are the cost price of the various items consumed during the year, and amounts paid in cancellation of debts for these items consumed during the preceding year are excluded.

(c) Furniture presented a different case. It is not consumed at once. Therefore, debts for furniture bought during the year of investigation, but not yet paid for, are excluded from the heading "Miscellaneous" and from the totals in the table of total expenditures. In one case, however, a debt on furniture bought during the preceding year was paid during the year of investigation. The amount of this debt was included under the heading "Miscellaneous" and in the totals in the table of total expenditures.

The treatment of indebtedness can be summed up by the statement that the time unit under consideration was usually the year 1908. As the only practical method of disentangling the expenditures of this year from those of its predecessor and its successor, all debts owing at its close for goods consumed during that year are included in its expenditures and all debts paid during its course for goods consumed during the preceding year, are excluded.

### SUMMARY OF FAMILY BUDGETS.

#### SOURCES OF FAMILY INCOME.

The so-called normal family—father, with wife and children dependent upon him for support—is not found among the 21 typical southern cotton-mill families studied. Large families seem to be the rule. Only 1 family had as few as 4 members, and the average for the 21 families was 8.5 persons, boarders being included. As will be seen, most of the families—even the poorest—were supported by the earnings of several wage-earners and in addition the majority had the benefit of an income from boarders. Thus all but 5 of the families had 3 or more wage-earners each and all but 7 kept boarders



during all or a part of the year. The average number of wage-earners per family for the 21 families was 3.6.

The following table shows the number of families with the specified number of wage-earners and the number of families with boarders:

NUMBER OF FAMILIES WITH INCOME FROM EACH SPECIFIED NUMBER OF WAGE-EARNERS.

Sources of income.	Number of families.
1 wage-earner and boarders.....	1
2 wage-earners.....	1
2 wage-earners and boarders.....	3
3 wage-earners.....	3
3 wage-earners and boarders.....	4
4 wage earners.....	1
4 wage-earners and boarders.....	1
5 wage-earners.....	2
5 wage-earners and boarders.....	2
6 wage-earners and boarders.....	3
Total.....	21

#### FOOD.

The menus which appear with the family studies show better than can any description the character of the food eaten by the cotton-mill operative. It will be seen that corn bread, biscuit, pork, and coffee form a large part of the diet of all families. No tea is used, but one family substituted Postum for coffee. When pork is mentioned without qualification, it means "fat pork," which is fat pork, dry salted. This kind of meat contains very little lean. Other kinds of pork are always specified, as ham, pork chops, or bacon.

It will be observed that for dinner such combinations as pork and peas, pork and greens, and pork and cabbage appear. This means that a small piece of salt pork for the purpose of seasoning has been cooked with the vegetable. Frequently this meat is not eaten at all. In any case, it does not mean a separate dish of meat. Sweet potatoes are used much more frequently than Irish potatoes.

Supper with most of the families is a light meal. Frequently it is nothing more than what is left from dinner, warmed over or eaten cold. In many other cases it is bread, meat (fat back), and coffee.

Breakfast consists of coffee, bread, sirup, and pork in some form.

No yeast bread is used. Corn bread or biscuit are used by all families. Beer is used very infrequently. One family had it once during the week, another twice, two four times, and one five times. One family had chicken twice and another had salt herring twice. In all other cases, pork in some form was the only meat used.

Unless the family owned a cow milk does not appear in the diet, not even for coffee. Buttermilk was purchased for making bread. Three families used no butter. The others had it but it did not appear on the table for every meal.

It is recognized that the quantity of food needed varies with the age and sex of the individual. The numerous food investigations

which have been carried on have furnished data for estimating the amounts consumed by children of different ages and by men and women. The Department of Agriculture for its dietary studies has adopted the following values, in which a man in full vigor at moderate work is taken as the unit.<sup>1</sup>

Man, period of full vigor:		Boy:	
At moderate work.....	1.0	15 to 16 years old.....	0.9
At hard work.....	1.2	13 to 14 years old.....	.8
Sedentary occupation.....	.8	12 years old.....	.7
Woman, period of full vigor:		10 to 11 years old.....	.6
At moderate work.....	.8	Girl:	
At hard work.....	1.0	15 to 16 years old.....	.8
Sedentary occupation.....	.7	13 to 14 years old.....	.7
Man or woman:		10 to 12 years old.....	.6
Old age.....	.9	Child:	
Extreme old age.....	.7 to .8	6 to 9 years old.....	.5
		2 to 5 years old.....	.4
		Child under 2 years.....	.3

In determining the comparative cost of food for the different families, the above table was used in reducing them to a common basis. Work in the cotton mills is considered to be moderate muscular work. A housewife is also considered as employed at moderate muscular work. Invalids and idle persons are treated as at sedentary employment for such time as they may be ill or idle. The cost of food per man unit per week for each family is shown in the following table. These computations were made so as to include not only the cash expenditure for food but also the estimated value of milk and butter from the family's own cow, its swine, garden stuff, etc. Six of the families had cows and five raised swine. Thirteen raised some garden stuff, the value of which is small. Great difficulty was encountered in estimating the value of the milk and butter. The families were all agreed that there was little, if any, profit in keeping a cow. The cost of keeping a cow is very high. In most cases, all of the feed had to be bought throughout the year. Practically all the families keeping cows agreed that \$2 per week was the usual expenditure for this purpose. Two families only had an opportunity for pasture. Since there seemed no better way, the sum spent on cow feed was adopted as representing the value of the milk and butter consumed. On the basis of \$2 per week for cow feed, the value of butter and milk consumed, per cow, was entered as \$104 per year.<sup>2</sup>

<sup>1</sup> Yearbook of United States Department of Agriculture, 1907, p. 365.

<sup>2</sup> In the three localities studied, there was no opportunity for the pasturage of cows. It was necessary to feed them throughout the entire year. The feed generally consists of cottonseed meal, cottonseed hulls, and hay. The hay is practically all shipped from the North and West, and hence is very expensive. While the investigation was limited to the three communities, the same conditions prevail generally in this respect, though there may be exceptions. As a result of this, milk is universally 10 cents per quart.



COST OF FOOD PURCHASED, AND ESTIMATED VALUE OF SUPPLEMENTARY FOOD IN  
21 SOUTHERN COTTON-MILL FAMILIES, 1908.

Family number.	Size of family.		Food purchased.		Estimated value of supplementary food.			Value of food.	
	Members.	Man units.	Cost.	Per cent of total expenditure.	Butter and milk.	Swine.	Garden, etc.	Total.	Weekly, per man unit.
1.....	1	11	6.16	\$534.00	44.22			\$534.00	\$1.67
2.....	1	11	8.20	<sup>2</sup> 663.00	49.73			<sup>2</sup> 663.00	1.55
3.....	<sup>3</sup> 6	11	3.95	348.80	49.39		\$6.00	354.80	1.73
4.....	5	11	3.90	289.75	37.40			289.75	1.42
5.....	4	7	<sup>5</sup> 5.60	<sup>6</sup> 477.20	51.59			<sup>4</sup> 477.20	<sup>6</sup> 1.64
6.....	<sup>7</sup> 13	11	10.13	<sup>7</sup> 520.00	35.47	\$104.00		<sup>7</sup> 624.00	1.18
7.....	11	11	7.75	<sup>8</sup> 409.78	44.32	\$2.00	15.00	<sup>8</sup> 426.78	1.06
8.....	4	12	7.13	<sup>9</sup> 400.00	53.57			<sup>9</sup> 400.00	1.08
9 <sup>10</sup> .....									
10.....	9	9	6.90	387.02	(11)		10.00	397.92	1.11
11.....	<sup>3</sup> 9	9	6.63	306.80	43.71	104.00		410.80	1.19
12.....	<sup>4</sup> 13	9	9.60	520.00	31.83	208.00	10.00	738.00	1.48
13.....	5	13	3.80	243.96	38.97		5.00	248.96	1.26
14.....	<sup>12</sup> 8	5	5.88	378.96	46.04		10.00	388.96	1.27
15.....	4	10	6.00	520.00	64.62		10.00	530.00	1.70
16.....	<sup>13</sup> 10	8	8.00	403.00	41.87	104.00	20.00	527.00	1.27
17.....	<sup>3</sup> 4	3	3.00	224.00	53.27		45.00	279.00	1.79
18.....	<sup>3</sup> 6	4	4.80	<sup>14</sup> 330.10	58.47		45.00	<sup>14</sup> 380.10	1.52
19.....	4	8	4.80	<sup>15</sup> 217.39	48.37		4.00	<sup>15</sup> 221.39	1.89
20.....	8	5	5.60	260.00	39.73	104.00	90.00	461.00	1.58
21.....	<sup>3</sup> 10	7	7.15	278.20	35.69	104.00	95.00	477.20	1.31

<sup>1</sup> Including 7 boarders and lodgers.<sup>2</sup> Including debt of \$31 for groceries consumed during year.<sup>3</sup> Including 1 boarder and lodger.<sup>4</sup> Including 2 boarders and lodgers.<sup>5</sup> Not including infant 1 month old.<sup>6</sup> Including debt of \$78.55 for groceries consumed during year.<sup>7</sup> Including debt of \$17.85 for groceries consumed during year.<sup>8</sup> Including debt of \$19.78 for groceries consumed during year.<sup>9</sup> Including debt of \$21.18 for groceries consumed during year.<sup>10</sup> Family No. 9 moved away from the mill village before the completion of the schedule.<sup>11</sup> Total expenses not reported, hence per cent could not be computed.<sup>12</sup> Including 3 boarders and lodgers.<sup>13</sup> Including 6 boarders and lodgers.<sup>14</sup> Including debt of \$10.55 for groceries consumed during year.<sup>15</sup> Including debt of \$11.29 for groceries consumed during year.

Reference to the table on page 136 shows that the cost of the articles composing the Atlanta prison dietary, in retail stores in the communities where the investigation was made, was \$1.44 per week per man unit. If this figure be used as a basis of comparison, it will be seen that out of the 20 cotton-mill families reporting, in only 9 did the food expenditure show a standard equal to or better than the prison dietary and in 11 it was lower, in several families very much lower.

## CLOTHING.

Some idea of the quality and character of the clothing worn by the cotton-mill workers can be gained from a knowledge of the different articles bought and the prices paid.

The fathers, for instance, usually pay about \$10 for a suit of clothes, \$2 to \$3 per pair for shoes, \$1 to \$2 for a hat, and almost universally 10 cents a pair for socks. The boys 15 years old pay about \$6 for suits, \$1.50 to \$2.50 per pair for shoes, 25 cents to \$1 for caps and hats, and 10 cents per pair for stockings. The younger boys' suits cost from

\$2.50 to \$3.50, their shoes from \$1.50 to \$2, caps and hats from 25 cents to \$1, and stockings 10 cents per pair.

The largest sum spent by any father in the families studied for clothing was \$148.50; and it may be of interest to know that the best dressed man purchased among other things two suits, one costing \$26, the other \$22.50, four pairs of trousers at \$5 per pair, a coat for which he paid \$12, and two pairs of shoes at \$5 per pair. The average amount spent by the fathers on their clothing was \$38.97. However, if three men be excluded whose expenditure for clothing was far in excess of that of the others, the average is \$26.69.

A study of the clothing of the women and girls shows that gingham, calico, lawn, and percale are the principal materials from which their dresses are made. Yet in most instances there was a suit either purchased ready-made or made by a dressmaker.

The mothers, as a rule, spent less for their clothing than did the older daughters. In some instances the amount spent by them for clothing was wholly inadequate. In these cases their clothing was either supplemented by that left over from former years or by the cast-off clothing of the daughters. The largest amount paid by any mother for clothing was \$33.73. The average was \$14.92. One mother bought a suit ready-made and two others purchased goods and had suits made. One bought a shawl and one a jacket. The clothing for all the others was confined to material for dresses and skirts, underwear, shoes, and hats.

The following table shows the prices paid by the unmarried women of 15 years or over for their suits, coats, hats, shoes, stockings, and gloves. Families 1 to 8 live in Atlanta, Ga., 12 to 15, in Greensboro, N. C., and 17 to 21 at the country mill near Burlington, N. C.

PRICE OF THE CHIEF ARTICLES OF CLOTHING PURCHASED BY SINGLE WOMEN 15 YEARS OF AGE AND OVER, IN SOUTHERN COTTON-MILL FAMILIES.

Family number. <sup>1</sup>	Age.	Price of clothing purchased.						
		Suits.		Coats.	Hats.	Shoes.	Stockings.	Gloves.
		Ready-made.	Made at home.					
1	21	\$25.00	-----	\$15.00	\$9.00, \$5.00	\$3.00	\$0.15	\$2.00, \$1.00
2	16	25.00	-----	-----	4.00, 6.00	1.60	.10	1.00
2	19	15.00	\$2.65	7.50	3.75, 3.25	1.50	.10	1.00
2	21	\$25.00, 12.00	-----	-----	4.00, 7.00	2.00	.10	2.00
5	18	20.00	-----	-----	5.00, 4.00	\$3.00, 3.25	.10	3.00, 1.75
7	16	-----	-----	-----	1.50, 2.00	2.00	.10	-----
8	16	-----	-----	-----	1.50	2.00	.10	-----
12	22	-----	13.00, 4.25	7.50	3.50, 5.00	3.25	.10	-----
13	15	-----	10.00	-----	3.00, 2.75	2.50	.15	.25
14	18	13.00	-----	-----	3.50, 3.75	3.00	.10	-----
15	15	-----	-----	-----	3.00, 2.75	2.00	.10	-----
15	16	-----	4.60	-----	3.50, 3.00	2.00	.15	-----
17	16	-----	6.75	-----	1.75	2.00	.10	-----
18	18	-----	5.95	-----	1.00	2.25	.12 $\frac{1}{2}$	-----
20	15	-----	-----	-----	2.50	2.00	.10	-----
21	15	-----	-----	-----	1.25	2.50	.10	-----
21	20	-----	6.55	-----	-----	3.00	.15	-----

<sup>1</sup> Those families not appearing in this table contained no single women 15 years of age and over, or failed to report clothing.



The following table shows the cost of the clothing of the different members of the family, together with the total cost and the per cent of the total expenditures. Each entry under specified ages is for one individual unless otherwise indicated.

COST OF CLOTHING FOR 21 SOUTHERN COTTON-MILL FAMILIES, 1908.

Family number.	Father.	Mother.	Other males.							
			17 years and over.	15 and 16 years.	13 and 14 years.	12 years.	10 and 11 years.	6 to 9 years.	2 to 5 years.	
1		\$16.56		\$35.20						
2	\$9.25	1.98			\$26.50	\$5.65	\$3.45	\$2.30	\$2.45	
3	11.95	25.13			20.15			6.65		
4	45.73	18.43		37.88						
5		14.75		35.00			19.40			
6	16.15	12.39	<sup>1</sup> \$114.75	18.20	<sup>2</sup> 34.40		13.30		8.55	
7	48.95	3.95		39.75	23.00			<sup>1</sup> 38.60		
8	18.50	6.63		26.50	19.50			12.50	3.00	
9 and 10										
11										
12	<sup>6</sup> 240.95	<sup>6</sup> 59.67								
13		24.88	35.45				29.55			
14	37.90				26.75					
15	21.00	9.39			22.25					
16	67.15	23.84			49.20					
17		9.96					14.10			
18	14.00	8.40	31.60						6.00	
19	31.65	22.94						10.75		
20	36.80	15.83			<sup>2</sup> 21.95			6.05		
21	23.60	8.70		62.35					7.65	

Family number.	Other females.							Children under 2 years.	Total cost.	Per cent of total expenditures.
	17 years and over.	15 and 16 years.	13 and 14 years.	12 years.	10 and 11 years.	6 to 9 years.	2 to 5 years.			
1	\$124.03				\$28.84			\$205.63	17.03	
2	<sup>2</sup> 190.84	\$86.63						329.05	24.68	
3				\$25.17				89.05	12.61	
4	( <sup>2</sup> )		\$39.16			\$11.12		<sup>7</sup> 152.32	19.66	
5	73.85		29.21					172.21	18.62	
6				9.44		6.95		234.13	15.97	
7		38.50		22.10	12.25			227.70	24.62	
8		19.43	18.51			8.75		136.32	18.26	
9 and 10							\$3.00			
11								131.00	18.66	
12	132.20			25.90		11.13	<sup>2</sup> 20.35	490.20	29.98	
13		32.22		26.67				148.77	23.76	
14	54.76							119.41	14.51	
15		<sup>2</sup> 87.79						140.43	17.46	
16						25.43		165.62	17.21	
17	43.08							67.14	15.97	
18	27.36							87.36	15.47	
19					17.32		5.82	90.75	20.19	
20		18.02				8.41	4.78	111.84	17.09	
21	51.90	23.58	19.30	14.59	11.40			223.07	28.62	

<sup>1</sup> Clothing for three.

<sup>2</sup> Clothing for two.

<sup>3</sup> Cost of clothing not reported for families No. 9 and No. 10.

<sup>4</sup> Cost of clothing not reported in detail.

<sup>5</sup> Including expenditure for father, \$31.50; son-in-law, \$60.95, and married son, \$148.50.

<sup>6</sup> Including expenditure for mother, \$8.69; married daughter, \$17.25; and daughter-in-law, \$33.73.

<sup>7</sup> Including debt of \$33.98 for clothing.

HOUSING CONDITIONS AND RENT.

The houses of the families studied in the South are typical of the usual houses of the southern cotton-mill employees. The description of a four-room house of one of the families investigated would serve equally well as the description of the houses occupied by the large



majority of mill employees. It is rented from the mill company. It is a one-story frame, built upon brick piers instead of a solid foundation. It is rectangular in form and divided into four rooms. The rooms are about 14 by 16 or 16 by 16 feet and they are ceiled instead of plastered. Two rooms have fireplaces or grates, a third is arranged for a cooking stove, and the fourth has no means of heating. The flooring is of a single thickness and as it is seldom carpeted, furnishes little protection against the cold.

Certain conditions are common to all the 21 families, and hence are not tabulated. Each family lived in a separate house. In no case was there a bathroom; even the two houses with city water lacked this convenience. The only method of lighting used was the oil lamp, and except for the heat furnished by the cooking stove, the houses were all dependent on fireplaces or grates.

It may be noted that, although four families are reported as renting from private individuals, this is not a common occurrence. The report on the Cotton Textile Industry shows that of the 1,491 southern cotton operative families studied who did not own their homes, 1,364, or 91.5 per cent, lived in company-owned houses.<sup>1</sup> Although two families are shown as having city water, this is also unusual.

HOUSING CONDITIONS OF 21 SOUTHERN COTTON-MILL FAMILIES.

Family number.	Stories high.	Number of rooms occupied by each family.	Rooms plastered or ceiled.	Water in house or from outside well.	Water-closet or outdoor privy.	Yard or garden fenced in.	From whom rented.	Rent.		
								Per month.	Total per year.	Per cent of total expenditures.
1	1	5	Plastered..	Well.....	Privy..	Yes..	Private party..	\$10.00	\$120.00	9.94
2	1	8	do.....	(2).....	do.....	Yes..	do.....	\$ 15.60	152.20	11.42
3	1	3	do.....	In house 4..	W. C.	Yes..	do.....	7.60	91.20	12.91
4	1	3	do.....	Well.....	Privy..	Yes..	do.....	5.50	66.00	8.52
5	1	4	(5).....	do.....	do.....	Yes..	Mill company..	3.25	39.00	4.22
6	1	4	(5).....	do.....	do.....	Yes..	do.....	3.17	38.00	2.59
7	1	5	(5).....	do.....	do.....	Yes..	do.....	3.90	46.80	5.06
8	1	4	Plastered..	do.....	do.....	Yes..	do.....	6.50	78.00	10.45
9	1	5	(7).....	do.....	do.....	Yes..	do.....	4.98	59.80	(8)
10	1	4	Plastered..	do.....	do.....	Yes..	do.....	6.50	78.00	(8)
11	1	4	Ceiled.....	do.....	do.....	No..	do.....	3.00	36.00	5.13
12	2	6	do.....	do.....	do.....	No..	do.....	5.00	60.00	3.67
13	1	4	do.....	do.....	do.....	No..	do.....	3.00	36.00	5.75
14	2	6	do.....	do.....	do.....	No..	do.....	5.00	60.00	7.29
15	1	4	do.....	do.....	do.....	No..	do.....	4.00	48.00	5.97
16	2	6	do.....	do.....	do.....	No..	do.....	5.00	60.00	6.23
17	1	4	do.....	do.....	do.....	No..	do.....	2.60	31.20	7.42
18	1	4	do.....	do.....	do.....	No..	do.....	2.60	31.20	5.53
19	1	4	do.....	do.....	do.....	No..	do.....	2.60	29.20	6.50
20	1	4	do.....	do.....	do.....	Yes 9.	do.....	2.60	31.20	4.77
21	1	4	do.....	do.....	do.....	No..	do.....	2.60	31.20	4.00

<sup>1</sup> Cotton Textile Industry, Vol. I of this report, p. 520.

<sup>2</sup> City water, hydrant in yard.

<sup>3</sup> Paid less part of the year.

<sup>4</sup> City water.

<sup>5</sup> Two rooms plastered, two ceiled.

<sup>6</sup> Neither; studding shows.

<sup>7</sup> Two rooms ceiled; in others studding shows.

<sup>8</sup> Total expenditures not available, hence per cent could not be determined.

<sup>9</sup> Fenced by the family.

Equally important as the construction of the house is the relation of its size to the size of the family. It was not always possible for a family to have a house as large as it needed. At many mills the largest house contained only four rooms, and the largest house found anywhere owned by a mill company contained but six rooms.

The following table shows that it is out of the question for one member of the family to have a room to himself and almost as much so to have a bed alone. In some of the families the sleeping arrangements are problematical.

COMPOSITION AND SIZE OF 21 SOUTHERN COTTON-MILL FAMILIES, NUMBER OF ROOMS OCCUPIED PER FAMILY, AND NUMBER USED FOR SLEEPING PURPOSES.

Family number.	Composition and size of the family.				Number of rooms occupied.		
	Males.		Females.		Total members.	Sleeping.	Total.
	12 years and over.	Under 12 years.	12 years and over.	Under 12.			
1.	4	—	5	2	11	4	5
2.	4	3	4	—	11	5	3
3.	3	1	2	—	6	2	3
4.	2	—	2	1	5	1	3
5.	2	2	4	—	8	3	4
6.	8	2	2	1	13	3	4
7.	4	3	3	1	11	4	5
8.	3	3	5	1	12	3	4
9.	2	—	3	—	5	3	5
10.	2	3	3	1	9	3	4
11.	5	1	2	1	9	3	4
12.	4	—	6	3	13	5	6
13.	1	1	3	—	5	3	4
14.	4	1	3	—	8	3	6
15.	3	—	4	—	7	3	4
16.	5	—	4	1	10	5	6
17.	—	1	3	—	4	3	4
18.	3	1	2	—	6	3	4
19.	1	2	2	3	8	3	4
20.	3	1	2	2	8	2	4
21.	3	1	5	—	10	3	4

<sup>1</sup>Including 7 boarders and lodgers.  
<sup>2</sup>Including 1 boarder and lodger.  
<sup>3</sup>Including 3 boarders and lodgers.

<sup>4</sup>Including 2 boarders and lodgers.  
<sup>5</sup>Including 6 boarders and lodgers.

**FUEL AND LIGHT.**

The houses of the cotton-mill operatives are so constructed as to be most expensive in heating. They are always heated by grates or fireplaces, and the thin walls and floors make it difficult to retain the heat. From the amount paid for fuel it would seem that the houses ought to be warm and comfortable, but this is not so. Often only a stick or two of wood or a lump or two of coal is used on the fire at a time, and this makes but little heat. Soft coal and wood are used for fuel. The coal costs in the localities studied \$5 to \$5.50 per ton. Wood is used almost exclusively in the cooking stoves. It costs \$1 a load, and a load lasts about two weeks.

It costs the Southern cotton-mill worker more to heat his house than it does the worker who lives in Fall River, Mass., and, moreover, the house in the North is warm, while that in the South is not. It is a common occurrence on entering the homes of the southern cotton-mill workers to find the mother and the small children, evi-



dently insufficiently warmed, huddled about a small fire in one of the rooms. Again, the length of season requiring heat is not much shorter in the South than in Fall River. By far the greater number of the cotton mills of the South are in the higher parts of North Carolina, South Carolina, and Georgia, back from the coast. There is not the intense cold of the North, but there are cold, raw, bleak days from early November to April and May.

The fact that it costs more in the South to heat the house than in the North is due to a number of reasons, mainly, however, to the difference in construction and in the manner of heating. The cotton-mill worker in Fall River, Mass., lives in a tenement, with the rooms so arranged that they are all heated by one fire, and that in the cooking stove, which burns anthracite coal.

Kerosene is universally used for lighting in the South. The lamp is nearly always small, has a No. 1 or No. 2 burner, and gives but little light. Kerosene costs 15 cents a gallon in most places. A large amount is used, but a good deal of it goes for starting fires.

The following table shows the cost of heating and lighting the houses and the per cent this is of the total expenditures. Since in every case the houses were heated by fireplaces or grates (in addition to the kitchen stove) and since all the houses were lighted by oil lamps, these items have not been tabulated. It will be seen from the table that the number of rooms has practically nothing to do with the cost of fuel. This is due to the fact that there is seldom more than one fire besides that in the cooking stove, regardless of the number of rooms.

COST OF FUEL AND LIGHT FOR 21 SOUTHERN COTTON-MILL FAMILIES, 1908.

Family number.	Number of rooms.	Fuel for kitchen stove and for fireplace or grate.			Light <sup>1</sup> (kerosene).		Fuel and light.	
		Kind of fuel.	Cost.	Per cent of total expenditures.	Cost.	Per cent of total expenditures.	Cost.	Per cent of total expenditures.
1.....	5	Wood and soft coal	\$61.00	5.05	\$9.88	0.82	\$70.88	5.87
2.....	8	do.	46.00	3.45	11.40	.85	57.40	4.30
3.....	3	Soft coal and gas.	43.50	6.16	7.80	1.11	51.30	7.27
4.....	3	Wood and soft coal	41.50	5.36	7.80	1.01	49.80	6.37
5.....	4	do.	49.50	5.35	11.70	1.26	61.20	6.61
6.....	4	do.	50.00	3.41	16.50	1.13	66.50	4.54
7.....	5	do.	62.50	6.76	12.30	1.33	74.80	8.09
8.....	4	do.	43.50	5.82	7.20	.96	50.70	6.78
9.....	5	do.	43.50	( <sup>2</sup> )	12.00	( <sup>2</sup> )	55.50	( <sup>2</sup> )
10.....	4	do.	40.75	( <sup>2</sup> )	9.60	( <sup>2</sup> )	50.35	( <sup>2</sup> )
11.....	4	do.	31.00	4.42	13.00	1.85	44.00	6.27
12.....	6	do.	38.75	2.37	9.00	.55	47.75	2.92
13.....	4	do.	48.30	7.72	5.85	.93	54.15	8.65
14.....	6	do.	47.00	5.71	8.20	1.00	55.20	6.71
15.....	4	do.	36.00	4.47	7.80	.97	43.80	5.44
16.....	6	do.	72.00	7.48	9.00	.93	81.00	8.41
17.....	4	Wood.	32.50	7.73	7.80	1.85	40.30	9.58
18.....	4	Wood and soft coal	30.00	5.31	12.30	2.18	42.30	7.49
19.....	4	Wood.	34.25	7.62	11.44	2.54	45.69	10.16
20.....	4	do.	40.00	6.11	11.70	1.79	51.70	7.90
21.....	4	do.	50.00	6.41	12.30	1.58	62.30	7.99

<sup>1</sup> Includes oil used for starting fires.<sup>2</sup> Total expenditures not available, hence per cent could not be determined.

**MEDICAL ATTENTION AND INSURANCE AND LODGE DUES.**

The number of families studied was so small that but few generalizations can be made as to the health of the cotton-mill employees. Measles, malarial fever, typhoid fever, pneumonia, skin diseases, and tuberculosis are prevalent. That the people are not healthy is shown by the fact that every family studied was obliged either to employ a doctor or buy medicines. Often the amount paid for medicines is equal to or more than the amount paid to the doctor. This may bear out the contention that the people prescribe for their own ills and are burdened with patent medicines and cure-alls. The small store at the country mill included in this study carried in stock nine kinds of well-known patent medicines.

The study further showed that most of the families were making provisions for death by carrying industrial insurance or belonging to a lodge or a burial union.

The following table gives the amounts spent for medicine and doctor, the total cost of these items and the amount per member of family, and the per cent the total for medicine and doctor is of the total expenditures, together with the cost of insurance and of lodge dues and the per cent this is of total expenditures:

EXPENDITURES FOR MEDICAL ATTENTION AND INSURANCE AND LODGE DUES IN 21 SOUTHERN COTTON-MILL FAMILIES, 1908.

Family number.	Members (excluding boarders and lodgers).	Expenditures for—								
		Medicine and doctor.					Insurance and lodge dues.			
		Medicine.	Doctor.	Total.	Per cent of total expenditures.	Per member of family.	Insurance.	Lodge dues.	Total.	Per cent of total expenditures.
1.....	4	\$6.00	\$6.00	\$12.00	0.99	\$3.00	\$49.40	.....	\$49.40	4.09
2.....	11	16.00	4.00	20.00	1.50	1.82	33.80	.....	33.80	2.54
3.....	5	32.50	.....	32.50	4.60	6.50	1.05	\$6.00	7.05	1.00
4.....	5	62.25	<sup>1</sup> 48.00	<sup>1</sup> 110.25	14.23	22.05	18.20	.....	18.20	2.35
5.....	5	10.00	<sup>2</sup> 30.00	<sup>2</sup> 40.00	14.32	8.00	28.60	<sup>3</sup> 26.00	54.60	5.90
6.....	12	30.00	<sup>4</sup> 135.00	<sup>4</sup> 165.00	11.25	13.75	23.40	<sup>5</sup> 59.80	83.20	5.68
7.....	11	20.00	20.00	40.00	4.33	3.64	26.00	<sup>6</sup> 9.60	35.60	3.85
8.....	10	10.00	<sup>6</sup> 5.00	<sup>6</sup> 15.00	2.01	1.50	.....	<sup>7</sup> 10.80	10.80	1.45
9.....	5	11.00	.....	11.00	(?)	2.20	.....	6.00	6.00	(?)
10.....	9	5.00	15.00	20.00	(?)	2.22	.....	16.80	16.80	(?)
11.....	8	16.80	15.00	31.80	4.53	3.98	31.20	.....	31.20	4.44
12.....	11	4.50	150.00	154.50	9.46	14.05	15.60	49.20	64.80	3.97
13.....	5	3.00	2.00	5.00	.80	1.00	20.80	.....	20.80	3.32
14.....	5	20.00	20.00	40.00	4.86	8.00	26.00	30.20	56.20	6.83
15.....	5	2.00	10.00	12.00	1.49	2.40	.....	.....	.....	.....
16.....	4	2.90	.....	2.90	.30	.73	.....	.....	.....	.....
17.....	3	5.00	<sup>8</sup> 12.50	<sup>8</sup> 17.50	4.16	5.83	10.40	.....	10.40	2.47
18.....	5	7.00	<sup>9</sup> 16.50	<sup>9</sup> 23.50	4.16	4.70	10.20	.....	10.20	1.82
19.....	6	4.00	<sup>9</sup> 4.00	<sup>9</sup> 8.00	1.78	1.33	23.40	.....	23.40	5.21
20.....	8	10.00	22.50	32.50	4.96	4.06	.....	.....	.....	.....
21.....	9	5.00	18.00	23.00	2.95	2.56	.....	.....	.....	.....

<sup>1</sup> Including debt of \$2 to doctor.  
<sup>2</sup> Including debt of \$25 to doctor.  
<sup>3</sup> Burial union; organized among the employees of mill.  
<sup>4</sup> Including debt of \$39 to doctor.  
<sup>5</sup> \$46.80 of this amount paid into the burial union.  
<sup>6</sup> Including debt of \$5 to doctor.  
<sup>7</sup> Total expenditures not available, hence per cent could not be determined.  
<sup>8</sup> Including debt of \$5 to doctor.  
<sup>9</sup> Including debt of \$4 to doctor.



## AMUSEMENTS AND RECREATION.

The amusements and recreation of the cotton-mill employees are very simple. They visit among themselves, and attend their own churches and Sunday schools. In some communities they have church buildings and regularly installed pastors. In others, the preacher comes to them at intervals. At the country mill studied, they have preaching about once in four weeks in a schoolhouse that is some distance away.

Where the mills are located in or near a town or city, the employees go to the moving-picture shows and the theater occasionally; sometimes for street car rides; and sometimes to the park. One mother was given a vacation in the country, which cost the family \$20.

The following table shows the amount spent for amusements and recreation with the per cent this is of the total expenditures, together with the amount per member of family 16 years of age and over:

EXPENDITURES FOR AMUSEMENTS IN 21 SOUTHERN COTTON-MILL FAMILIES.

Family number.	Membership of family (excluding boarders and lodgers).			Expenditures for amusements.		
	16 years and over.	Under 16 years.	Total.	Total.	Per cent of total expenditures.	Amount per member of family 16 years and over.
1.....	3	1	4	<sup>1</sup> \$98.00	8.11	\$32.67
2.....	6	5	11	30.00	2.25	5.00
3.....	2	3	5	17.00	2.41	8.50
4.....	2	3	5	15.60	2.01	7.80
5.....	3	2	5	20.00	2.16	6.67
6.....	6	6	12	80.00	5.46	13.33
7.....	6	5	11	10.00	1.08	1.67
8.....	4	6	10			
9.....	3	2	5	( <sup>2</sup> )	( <sup>2</sup> )	( <sup>2</sup> )
10.....	3	6	9	4.00	( <sup>2</sup> )	1.33
11.....	4	4	8	5.20	.74	1.30
12.....	7	4	11	39.00	2.39	5.57
13.....	2	3	5	3.00	.48	1.50
14.....	4	1	5			
15.....	3	2	5	20.00	2.49	6.67
16.....	2	2	4	5.00	.52	2.50
17.....	2	1	3			
18.....	4	1	5			
19.....	2	4	6			
20.....	2	6	8			
21.....	4	5	9			

<sup>1</sup> Including \$20 for vacation of mother.

<sup>2</sup> Not reported.

<sup>3</sup> Total expenditures not reported, hence per cent can not be determined.

## TOBACCO AND DRINKS, NEWSPAPERS AND BOOKS, CHURCH AND CHARITY, AND SUNDRIES.

The tables following give the data with reference to the expenditures by the families for tobacco and drinks, newspapers and books, church, charity, and sundries.

It will be seen that tobacco is an important item in the expenditures of most of the families. It is used by both men and women. The men chew and smoke tobacco and the women and girls dip snuff.

The charges for tobacco and snuff appear as regularly in the store accounts as do the charges for eggs, meat, and flour, for instance.

The amount spent for drinks, in most instances, is small and in many cases no charge appears at all. When a charge does appear, it is nearly always for soft drinks. Nowhere is there any expenditure noted for alcoholic liquors.

It is not uncommon to find the family in the two cities where the studies were made taking a daily newspaper. It cost about \$6.25 a year. No books other than school books were purchased by any of the families studied.

Some of the families make contribution to the churches. This is nearly always small, 5 to 10 cents per week for the family. One exception is noted, that of the family of an itinerant preacher. The wife explained that she and her husband believed they "ought to give 10 per cent of their income to the Lord."

Under the head of sundries are included such household necessities as matches, soap, washing powders, bluing, starch, brooms, and scrubbing brushes. House furnishings, pots, pans, dishes, and any other articles for keeping the house in good condition are not entered under the head of sundries but as incidental expenses.

The following table shows the amount spent under each of the different heads and the per cent this is of the total expenditures:

EXPENDITURES FOR TOBACCO AND DRINKS, NEWSPAPERS AND BOOKS, CHURCHES AND CHARITY, AND SUNDRIES IN 21 SOUTHERN COTTON-MILL FAMILIES, 1908.

Family number.	Number of members (excluding boarders and lodgers).	Expenditures for—									
		Tobacco and drinks.				Newspapers, books, etc.		Church, charity, etc.		Sundries.	
		To-bacco.	Drinks.	Total.	Per cent of total expenditures.	Amount.	Per cent of total expenditures.	Amount.	Per cent of total expenditures.	Amount.	Per cent of total expenditures.
1.....	4	\$18. 20	\$5. 20	\$23. 40	1.94	\$9. 49	0.79	\$2. 00	0.17	\$20. 80	1.72
2.....	11	23. 40	.....	23. 40	1.76	6. 24	.47	.....	.....	18. 00	1.35
3.....	5	10. 40	.....	10. 40	1.47	14. 71	2.08	.....	.....	14. 00	1.98
4.....	5	.....	14.95	14.95	1.93	7. 84	1.01	1. 80	.23	9. 75	1.26
5.....	5	24. 00	1. 50	25. 50	2.76	8. 25	.89	2. 00	.22	12. 00	1.30
6.....	12	17. 50	.....	17. 50	1.19	10. 55	.72	.....	.....	12. 00	.82
7.....	11	41. 60	10. 40	52. 00	5.62	3. 90	.42	1. 00	.11	9. 00	.97
8.....	10	30. 00	.....	30. 00	4.02	6. 25	.84	.....	.....	19. 60	2.62
9.....	5	12. 40	10. 90	23. 30	(1)	.....	.....	12. 00	(1)	12. 00	(1)
10.....	9	12. 30	(2)	12. 30	(1)	6. 25	(1)	3. 00	(1)	9. 30	(1)
11.....	8	4. 00	.....	4. 00	.57	.....	.....	.....	.....	5. 72	.82
12.....	11	5. 20	1. 00	6. 20	.38	2. 00	.12	5. 20	.32	10. 40	.64
13.....	5	2. 60	.....	2. 60	.41	8. 50	1.36	6. 00	.96	6. 24	1.00
14.....	5	10. 40	.....	10. 40	1.26	3. 12	.38	2. 00	.24	13. 00	1.58
15.....	5	5. 20	2. 00	7. 20	.89	3. 20	.40	.....	.....	9. 00	1.12
16.....	4	.....	.....	.....	.....	7. 50	.78	48. 50	5.04	5. 10	.53
17.....	3	13. 00	.....	13. 00	3.09	.....	.....	.....	.....	12. 00	2.85
18.....	5	19. 50	14. 60	34. 10	6.04	. 50	.09	.....	.....	5. 25	.93
19.....	6	11. 27	.....	11. 27	2.51	.....	.....	2. 00	.44	6. 93	1.54
20.....	8	.....	2. 40	2. 40	.37	.....	.....	11. 20	1.71	10. 00	1.53
21.....	9	18. 00	7. 80	25. 80	3.31	3. 00	.38	3. 00	.38	8. 00	1.03

<sup>1</sup> Total expenditures not available, hence per cent can not be determined.  
<sup>2</sup> Expenditure for drinks not reported.



## ALL EXPENDITURES.

The following table summarizes the expenditures of each of the 21 Southern cotton-mill families, giving the amount expended for each item and the per cent that this amount is of the total expenditure:

SUMMARY OF FAMILY EXPENDITURES FOR EACH OF 21 SOUTHERN COTTON-MILL FAMILIES, 1908.

Items of expenditure.	Family No. 1 (11 members).		Family No. 2 (11 members).		Family No. 3 (6 members).		Family No. 4 (5 members).		Family No. 5 (8 members).	
	Amount.	Per cent of total expenditures.	Amount.	Per cent of total expenditures.	Amount.	Per cent of total expenditures.	Amount.	Per cent of total expenditures.	Amount.	Per cent of total expenditures.
Food.....	\$534.00	44.22	<sup>1</sup> \$663.00	49.73	\$348.80	49.39	\$289.75	37.40	<sup>2</sup> \$477.20	51.59
Rent.....	120.00	9.94	152.20	11.42	91.20	12.91	66.00	8.52	39.00	4.22
Clothing.....	205.63	17.03	329.05	24.68	89.05	12.61	<sup>3</sup> 152.32	19.66	172.21	18.62
Fuel.....	61.00	5.05	46.00	3.45	43.50	6.16	41.50	5.36	49.50	5.35
Light.....	9.88	.82	11.40	.85	7.80	1.11	7.80	1.01	11.70	1.26
Tobacco and drinks.....	23.40	1.94	23.40	1.76	10.40	1.47	14.95	1.93	25.50	2.76
Medicine and doctor.....	12.00	.99	20.00	1.50	32.50	4.60	<sup>4</sup> 110.25	14.23	<sup>5</sup> 40.00	4.32
Insurance and lodge.....	49.40	4.09	33.80	2.54	7.05	1.00	18.20	2.35	54.60	5.90
Newspapers and books.....	9.49	.79	6.24	.47	14.71	2.08	7.84	1.01	8.25	.89
Church, etc.....	2.00	.17					1.80	.23	2.00	.22
Amusements.....	98.00	8.11	30.00	2.25	17.00	2.41	15.60	2.01	20.00	2.16
Feed for cow, etc.....					5.20	.74				
Laundry.....	50.00	4.14							13.00	1.41
Sundries.....	20.80	1.72	18.00	1.35	14.00	1.98	9.75	1.26	12.00	1.30
Miscellaneous.....	<sup>6</sup> 12.00	.99			25.00	3.54	<sup>7</sup> 39.00	5.03		
Total.....	<sup>6</sup> 1,207.60	100.00	<sup>1</sup> 1,333.09	100.00	706.21	100.00	<sup>8</sup> 774.76	100.00	<sup>8</sup> 924.96	100.00

<sup>1</sup> Including debt of \$31 for groceries consumed during the year.

<sup>2</sup> Including debt of \$78.55 for groceries consumed during the year and excluding debt of \$35.30 for groceries consumed during preceding year.

<sup>3</sup> Including debt of \$33.98 for clothing bought during the year.

<sup>4</sup> Including debt of \$2 to doctor.

<sup>5</sup> Including debt of \$25 to doctor.

<sup>6</sup> Not including debt of \$5 for furniture.

<sup>7</sup> Not including debt of \$15 for furniture purchased during year and \$75 paid in settlement of debt for preceding year.

<sup>8</sup> See notes to details.



SUMMARY OF FAMILY EXPENDITURES FOR EACH OF 21 SOUTHERN COTTON-MILL FAMILIES, 1908—Continued.

Items of expenditure.	Family No. 6 (13 members).		Family No. 7 (11 members).		Family No. 8 (12 members).		Family No. 9 (5 members). <sup>1</sup>	Family No. 10 (9 members). <sup>1</sup>	Family No. 11 (9 members).	
	Amount.	Per cent of total expenditures.	Amount.	Per cent of total expenditures.	Amount.	Per cent of total expenditures.			Amt.	Per cent of total expenditures.
Food.....	\$520.00	38.18	\$409.78	44.32	\$400.00	53.57	( <sup>5</sup> )	\$387.92	\$306.80	43.71
Rent.....	38.00	2.79	46.80	5.06	78.00	10.45	\$59.80	78.00	36.00	5.13
Clothing.....	234.13	17.19	227.70	24.62	136.32	18.26	( <sup>5</sup> )	( <sup>5</sup> )	131.00	18.66
Fuel.....	50.00	3.67	62.50	6.76	43.50	5.82	43.50	40.75	31.00	4.42
Light.....	16.50	1.21	12.30	1.33	7.20	.96	12.00	9.60	13.00	1.85
Tobacco and drinks.....	17.50	1.29	52.00	5.62	30.00	4.02	23.30	12.30	4.00	.57
Medicine and doctor.....	\$165.00	12.11	40.00	4.33	\$15.00	2.01	11.00	20.00	31.80	4.53
Insurance and lodge.....	83.20	6.11	35.60	3.85	10.80	1.45	6.00	16.80	31.20	4.44
Newspapers and books.....	10.55	.77	3.90	.42	6.25	.84	.....	6.25	.....	.....
Church, etc.....	.....	.....	1.00	.11	.....	.....	12.00	3.00	.....	.....
Amusements.....	80.00	5.87	10.00	1.08	.....	.....	( <sup>5</sup> )	4.00	5.20	.74
Feed for cow, etc.....	104.00	7.64	.....	.....	.....	.....	50.00	.....	50.00	7.12
Laundry.....	.....	.....	.....	.....	.....	.....	( <sup>5</sup> )	.....	26.00	3.70
Sundries.....	12.00	.88	9.00	.97	19.60	2.62	12.00	9.30	5.72	.82
Miscellaneous.....	31.15	2.29	14.15	1.53	.....	.....	.....	.....	30.26	4.31
Total.....	\$1,362.03	100.00	\$924.73	100.00	\$746.67	100.00	( <sup>5</sup> )	( <sup>5</sup> )	701.98	100.00

Items of expenditure.	Family No. 12 (13 members).		Family No. 13 (5 members).		Family No. 14 (8 members).		Family No. 15 (7 members).		Family No. 16 (10 members).	
	Amount.	Per cent of total expenditures.	Amount.	Per cent of total expenditures.	Amount.	Per cent of total expenditures.	Amount.	Per cent of total expenditures.	Amt.	Per cent of total expenditures.
Food.....	\$520.00	31.82	\$243.96	38.97	\$378.96	46.04	\$520.00	64.63	\$403.00	41.87
Rent.....	60.00	3.67	36.00	5.75	60.00	7.29	48.00	5.97	60.00	6.23
Clothing.....	490.20	30.00	148.77	23.76	119.41	14.51	140.43	17.45	165.62	17.21
Fuel.....	38.75	2.37	48.30	7.72	47.00	5.71	36.00	4.47	72.00	7.48
Light.....	9.00	.55	5.85	.93	8.20	1.00	7.80	.97	9.00	.93
Tobacco and drinks.....	6.20	.38	2.60	.41	10.40	1.26	7.20	.89	.....	.....
Medicine and doctor.....	154.50	9.45	5.00	.80	40.00	4.86	12.00	1.49	2.90	.30
Insurance and lodge.....	64.80	3.97	20.80	3.32	56.20	6.83	.....	.....	.....	.....
Newspapers and books.....	2.00	.12	8.50	1.36	3.12	.38	3.20	.40	7.50	.78
Church, etc.....	5.20	.32	6.00	.96	2.00	.24	.....	.....	48.50	5.04
Amusements.....	39.00	2.39	3.00	.48	.....	.....	20.00	2.49	5.00	.52
Feed for cow, etc.....	208.00	12.73	.....	.....	.....	.....	.....	.....	90.00	9.35
Laundry.....	26.00	1.59	39.00	6.23	39.00	4.74	.....	.....	45.00	4.68
Sundries.....	10.40	.64	6.24	1.00	13.00	1.58	9.00	1.12	5.10	.53
Miscellaneous.....	.....	.....	\$52.00	8.31	45.75	5.56	1.00	.12	48.90	5.08
Total.....	1,634.05	100.00	\$262.02	100.00	\$23.04	100.00	\$04.63	100.00	\$62.52	100.00

<sup>1</sup> Total expenditures not reported, hence per cent could not be determined.

<sup>2</sup> Including debt of \$17.85 for groceries consumed during the year.

<sup>3</sup> Including debt of \$19.78 for groceries consumed during the year.

<sup>4</sup> Including debt of \$21.18 for groceries consumed during the year.

<sup>5</sup> Not reported.

<sup>6</sup> Including debt of \$39.12 for groceries consumed during the year.

<sup>7</sup> Expenditure for drinks not reported.

<sup>8</sup> Including debt of \$39 to doctor.

<sup>9</sup> Including debt of \$5 to doctor.

<sup>10</sup> See notes to details.

<sup>11</sup> Including debt of \$26.18 for groceries and doctor, but not including \$23.06 paid in settlement of debt of preceding year.

<sup>12</sup> Including debt of \$9 on furniture bought during preceding year.

SUMMARY OF FAMILY EXPENDITURES FOR EACH OF 21 SOUTHERN COTTON-MILL FAMILIES, 1908—Concluded.

Items of expenditure.	Family No. 17 (4 members).		Family No. 18 (6 members).		Family No. 19 (8 members).		Family No. 20 (8 members).		Family No. 21 (10 members).	
	Amount.	Per cent of total expenditures.	Amount.	Per cent of total expenditures.	Amount.	Per cent of total expenditures.	Amount.	Per cent of total expenditures.	Amt.	Per cent of total expenditures.
Food.....	\$224.00	53.27	\$330.10	58.47	\$217.39	48.37	\$260.00	39.73	\$278.20	35.69
Rent.....	31.20	7.42	31.20	5.53	29.20	6.50	31.20	4.77	31.20	4.00
Clothing.....	67.14	15.97	87.36	15.47	90.75	20.19	111.84	17.09	223.07	28.62
Fuel.....	32.50	7.73	30.00	5.31	34.25	7.62	40.00	6.11	50.00	6.41
Light.....	7.80	1.85	12.30	2.18	11.44	2.54	11.70	1.79	12.30	1.58
Tobacco and drinks.....	13.00	3.09	34.10	6.04	11.27	2.51	2.40	.37	25.80	3.31
Medicine and doctor.....	17.50	4.16	\$23.50	4.16	\$8.00	1.78	32.50	4.96	23.00	2.95
Insurance and lodge.....	10.40	2.47	10.20	1.82	23.40	5.21				
Newspapers and books.....			.50	.09					3.00	.38
Church, etc.....					2.00	.44	11.20	1.71	3.00	.38
Amusements.....										
Feed for cow, etc.....							64.50	9.86	75.00	9.62
Laundry.....					1.20	.27	26.00	3.97	39.00	5.00
Sundries.....	12.00	2.85	5.25	.93	6.93	1.54	10.00	1.53	8.00	1.03
Miscellaneous.....	5.00	1.19			13.60	3.03	53.05	8.11	8.00	1.03
Total.....	420.54	100.00	\$564.51	100.00	\$449.43	100.00	654.39	100.00	779.57	100.00

<sup>1</sup> Including debt of \$10.55 for groceries consumed during the year.

<sup>2</sup> Including debt of \$11.29 for groceries consumed during the year.

<sup>3</sup> Including debt of \$6 to doctor.

<sup>4</sup> Including debt of \$4 to doctor.

<sup>5</sup> See notes to details.

### CONCLUSION.

The prevailing standard of living among the majority of the cotton-mill workers of the South is not high. From the facts presented in the foregoing pages, it is plain that low wages are the chief factor in determining the prevailing standards of living. Even in those cases where the incomes are fairly high the fact that they fluctuate from week to week is not conducive to the adoption of a standard as high as might be indicated by the total income.

The opportunities offered the people to improve their condition are limited. They rarely have a choice as to the kind of house they must live in. Overcrowding is as likely, or even more likely, to occur in a family with a large income than in one with a small income, for large incomes usually mean a large family, always a large number of workers.

Certain other factors, less tangible, perhaps, have a bearing upon the prevailing standard of living. These may be referred to as limitation of ideals. Often where the income is large the home is most unattractive, with bare floors and a few necessary articles of furniture. Nothing appears comfortable, nothing beautiful. The casual observer would say that the family was living in poverty, yet they might have plenty of good food, plenty of fire, and the children might be well dressed. The explanation for this state of



affairs is simple. It is not that these mill girls and boys are vain, extravagant creatures, thinking only of personal adornment. Most of them have never seen a well-furnished house. Their friends live as they do. There is no shame in inviting them to a house that is bare. They see, however, in the shop windows and on the people they pass in the street a display of clothing that sets for them a higher standard as regards clothing than they have in other respects.

One other important feature enters into the lives of most of these people. Relatively few of them live in large cities. In a city, there are a great many things that enrich the poor man's life that he does not have to pay for directly out of his income. There are parks and playgrounds, baths, libraries, art galleries, public lectures, etc. But the cotton-mill family has none of these. Its members must depend on their own financial resources and upon the limited opportunities of the mill village for all their pleasure and for any stimulating influences which may enter into their lives.

**FAMILY BUDGETS IN DETAIL.**

**FAMILY NO. 1.**

This family represents the aristocratic element among cotton-mill people, if such it can be called. One of the daughters married the son of the superintendent of the mill and this gives to the family some prestige in the community. It is probably safe to assume that the family represents as high a standard as has been attained by Southern cotton-mill workers.

The sex, age, occupation, earnings, and contributions of the different members of the family are shown in the following table:

MEMBERSHIP AND INCOME OF FAMILY NO. 1, 1908.

Relationship.	Sex.	Age.	Occupation.	Industry.	Earnings during year.	Amount paid to family during year.
Husband <sup>1</sup> .....	F.	44	Housekeeper			
Wife.....	F.	21	Spinner.....	Cotton..	\$486.85	\$486.85
First child.....	M.	16	Doffer.....	do.....	268.75	268.75
Second child.....	F.	10	At school.....			
Third child.....						
Boarders and lodgers:						
Son-in-law No. 1.....	M.	}				2 140.00
Married daughter No. 1.....	F.					
Baby.....	F.					
Son-in-law No. 2.....	M.					3 156.00
Married daughter No. 2.....	F.					4 48.00
Son-in-law No. 3.....	M.					3 156.00
Married daughter No. 3.....	F.					5 36.00
Total.....						1,291.60

<sup>1</sup> Deceased.

<sup>2</sup> Board and lodging for 5 months.

<sup>3</sup> Board and lodging for 1 year.

<sup>4</sup> Board and lodging for 4 months.

<sup>5</sup> Board and lodging for 3 months.



The house in which the family lives is not owned by the mill company but is one of the better houses rented from private individuals. The rent is \$10 per month. There are five rooms, with a hall and porch. Three rooms are bedrooms, each containing beds. The parlor, which contains a couch bed, is used as a bedroom. The couch, a piano bought on the installment plan, lace curtains, a large rug, rocking chairs, pictures, and a center table give the room a cheerful appearance not usually seen in cotton-mill houses. The kitchen and dining room are one. There is a large range and plenty of kitchen utensils. The hall furnishings, consisting of a hatrack and matting for the floor, were bought on the installment plan and are not fully paid for.

All members of the family are in good health, and during the past year have not had any severe illness.

The amusements of the family are more varied than those of many others of the community. During the winter the unmarried daughter goes to the theater nearly every week. In the summer the members of the family frequently go to the amusement parks. During the past summer the mother was sent to the country for a vacation. This cost \$20.

The food is good and plentiful. The menu shows that the family had meat for breakfast and supper. For dinner they had vegetables, but no meat other than the bacon with which the vegetables were cooked.

The following table shows the annual expenditures of the family during the year:

EXPENDITURES OF FAMILY No. 1, 1908.

Item.	Amount.	Item.	Amount.
Food.....	\$534.00	Newspapers.....	\$6.74
Rent.....	120.00	School books.....	2.75
Clothing.....	205.63	Church contributions.....	2.00
Fuel (wood \$43, coal \$18).....	61.00	Amusements.....	98.00
Light.....	9.88	Laundry.....	50.00
Tobacco.....	18.20	Sundries.....	20.80
Drinks.....	5.20	Furniture.....	12.00
Medicine.....	6.00		
Doctor's bills.....	6.00	Total.....	1,207.60
Insurance.....	49.40		

<sup>1</sup> Not including a debt of \$5 for furniture.

The following table shows the articles purchased and cost of the clothing of the different members of the family for the year 1908:

EXPENDITURES OF FAMILY NO. 1 FOR CLOTHING, 1908.

MALES.

Article.	Cost for son, age 16.	Article.	Cost for son, age 16.
1 suit.....	\$7.50	1 cap.....	\$0.25
1 suit.....	5.00	12 collars.....	1.20
2 trousers.....	2.00	4 neckties.....	1.00
3 shirts, white.....	1.50	1 suspenders.....	.50
3 shirts, colored.....	1.50	1 gloves.....	.50
1 overalls.....	1.00	10 handkerchiefs.....	1.00
2 underwear, shirts and drawers.....	2.00	12 stockings.....	3.00
3 shoes.....	6.00		
2 hats.....	2.25	Total.....	36.20

FEMALES.

Article.	Ready-made (material).	Not ready-made.				Total cost.
		Material.	Price per yard.	Number of yards.	Trim-mings. Made at home.	
<b>MOTHER (AGE 44).</b>						
1 skirt.....	Cloth.....					\$6.00
2 dresses.....	Calico.....	\$0.07	18	\$0.05	Yes..	1.31
3 dressing sacks.....	Gingham..	.10	12	.05	Yes..	1.25
2 winter underwear.....						1.00
1 hat <sup>1</sup> .....	Felt.....					2.00
1 hat.....	Straw.....					2.00
Stockings <sup>2</sup> .....						.....
2 shoes.....						3.00
Total.....						16.56
<b>DAUGHTER (AGE 21).</b>						
1 suit.....	Cloth.....					25.00
1 coat.....	do.....					15.00
1 waist.....	Silk.....	1.00	4	.50	Yes..	4.50
2 waists.....	Woolen.....	.50	5	1.50	Yes..	4.00
1 skirt.....	Voile.....					6.00
2 skirts.....	Cotton.....					4.50
6 waists.....	Cotton.....	.15	18	2.00	Yes..	4.70
2 dresses.....	Lawn.....	.15	18	2.00	Yes..	4.70
3 dresses.....	Calico.....	.07	24	.10	Yes..	1.78
4 petticoats.....	Cotton.....	.07	16	1.50	Yes..	2.62
1 petticoat.....	Sateen.....					1.00
6 drawers.....	Cotton.....	.07	12	.40	Yes..	1.24
2 corsets.....						1.50
3 corset covers.....	Cotton.....					1.50
2 winter underwear.....						.50
2 nightgowns.....	Cotton.....	.07	12	.05	Yes..	.89
1 hat.....	Fur velvet.....					9.00
1 hat.....	Straw.....					5.00
1 hat.....	do.....					2.00
52 stockings.....						7.60
3 shoes.....						9.00
1 gloves.....	Kid.....					2.00
1 gloves.....	Lisle.....					1.00
Ribbons, etc.....						2.00
Jewelry <sup>3</sup> .....						4.00
Handkerchiefs.....						2.50
Gauze shirts.....						.50
Total.....						124.03

<sup>1</sup> Trimmed over from last year.

<sup>2</sup> Wears old ones of children.

<sup>3</sup> Beads, hatpins, and pins for collar.

## EXPENDITURES OF FAMILY NO. 1 FOR CLOTHING, 1908—Concluded.

## FEMALES—Concluded.

Article.	Ready-made (material).	Not ready-made.					Total cost.
		Material	Price per yard.	Number of yards.	Trim- mings.	Made at home.	
DAUGHTER (AGE 10).							
1 dress.....		Woolen...	\$0.50	4	\$0.50	Yes...	\$2.50
5 dresses.....		Calico.....	.07	25	.10	Yes...	1.85
3 dresses.....		Gingham..	.12½	15	.10	Yes...	1.98
2 dresses.....		Lawn.....	.15	10	.50	Yes...	2.00
6 petticoats.....		Cotton.....	.10	18	1.00	Yes...	2.80
2 petticoats.....		Flannel...	.25	4		Yes...	1.00
12 drawers.....		Cotton.....	.07	12	.50	Yes...	1.34
2 winter underwear.....							.50
2 nightgowns.....		Cotton.....	.07	6		Yes...	.42
1 hat.....	Straw.....						3.00
1 hat.....	Felt.....						1.00
52 stockings.....							5.20
3 shoes.....							5.25
Total.....							28.84

The average value of food consumed per week per man unit for the year covered was \$1.67. The following is the menu as kept from day to day by the mother for the week ending January 3, 1909:

## MENU OF FAMILY NO. 1, WEEK ENDING JANUARY 3, 1909.

*Monday.*

Breakfast: Ham, sausage, biscuit, coffee, sugar, butter, sirup.

Dinner: Baked sweet potatoes, stewed Irish potatoes, collards with bacon, corn bread, biscuit, coffee.

Supper: Ham, Irish potatoes, biscuit, coffee, butter, sirup.

*Tuesday.*

Breakfast: Fried pork (fresh), biscuit, butter, sirup, coffee, sugar.

Dinner: Peas and bacon, butter beans, sweet potatoes, Irish potatoes, buttermilk, corn bread, biscuit, coffee.

Supper: Beefsteak, Irish potatoes, biscuit, butter, coffee, sugar, sirup.

*Wednesday.*

Breakfast: Fried pork, ham, butter, cheese, biscuit, coffee, sugar.

Dinner: Cabbage with bacon, Irish potatoes, sweet potatoes, corn bread, biscuit, coffee, sugar.

Supper: Steak, rice, biscuit, butter, sirup, coffee, sugar.

*Thursday.*

Breakfast: Pork, sausage, biscuit, butter, sirup, coffee, sugar.

Dinner: Collards and bacon, Irish potatoes, sweet potatoes, corn bread, biscuit, butter, buttermilk.

Supper: Beefsteak, rice, biscuit, coffee, sirup, sugar.



*Friday.*

Breakfast: Pork, rice, biscuit, butter, coffee, sugar.  
 Dinner: Peas, bacon, butter beans, sweet potatoes, fried pork, onions, pickles, corn bread, biscuit, coffee, sugar.  
 Supper: Ham, cheese, biscuit, butter, coffee, sirup, sugar.

*Saturday.*

Breakfast: Pork and rice, biscuit, butter, sirup, coffee, sugar.  
 Dinner: Collards, bacon, Irish potatoes, sweet potatoes, corn bread, biscuit, coffee, sugar.  
 Supper: Oyster stew, fried pork, biscuit, butter, sirup, coffee, sugar.

*Sunday.*

Breakfast: Pork, oyster stew, biscuit, butter, coffee, sugar.  
 Dinner: Beans, Irish potatoes, sweet potatoes, pork, biscuit, corn bread, coffee, sugar.  
 Supper: Ham, biscuit, butter, sirup, coffee, sugar.

The following is an itemized account of the expenditures for food, tobacco, light, and sundries for one week:

STORE ACCOUNT OF FAMILY NO. 1, WEEK ENDING JANUARY 8, 1909.

Date.	Article.	Cost.	Date.	Article.	Cost.
Jan. 2	Irish potatoes.....	\$0.10	Jan. 4	Steak.....	\$0.15
2	Collards.....	.05	4	Butter.....	.30
2	Sweet potatoes.....	.30	4	Tobacco.....	.10
2	Lard.....	1.00	5	Sweet potatoes.....	.30
2	Meal.....	.30	5	Cabbage.....	.10
2	Soda.....	.05	5	Irish potatoes.....	.10
2	Washing powder.....	.05	5	Pork.....	.25
2	Soap.....	.10	5	Steak.....	.15
2	Starch.....	.10	5	Hominy.....	.10
2	Oysters.....	.40	6	Pork chops.....	.25
2	Eggs.....	.35	6	Ham.....	.20
2	Crackers.....	.05	6	Oysters.....	.10
2	Pepper.....	.05	6	Crackers.....	.05
2	Pins.....	.05	7	Tobacco.....	.20
2	Canned beans.....	.10	7	Pork.....	.20
2	Onions.....	.10	7	Hominy.....	.10
2	Pork.....	.30	7	Sweet potatoes.....	.20
2	Vinegar.....	.10	7	Snuff.....	.05
2	Ham.....	.20	7	Pork.....	.25
2	Canned beans.....	.10	7	Ham.....	.20
2	Tablet.....	.05	8	do.....	.20
4	Coffee.....	.15	8	Haslet.....	.05
4	Oil.....	.14	8	Corn.....	.10
4	Oranges.....	.05	8	Irish potatoes.....	.10
4	Soap.....	.05	8	Liver.....	.20
4	Flour.....	1.60	8	Pork.....	.25
4	Baking powder.....	.25	8	Onions.....	.05
4	Peas.....	.10	8	Coca Cola.....	.05
4	Irish potatoes.....	.10			
4	Castor oil.....	.10		Total.....	11.09
4	Pork.....	.30			

**FAMILY NO. 2.**

This family stands very high in the community. The wife is an intelligent woman with much native refinement, but she stated that her children had to begin work so young that she could not teach them anything. The husband is one of the steadiest workers in the mill, rarely losing a day. His earnings are small, however, amounting to only \$1.10 a day.

The following shows the membership of the family with the occupation, earnings, and ages of the different members:

MEMBERSHIP AND INCOME OF FAMILY NO. 2, 1908.

Relationship.	Sex.	Age.	Occupation.	Industry.	Earnings during year.	Amount paid to family during year.
Husband.....	M.	57	Cloth room....	Cotton....	\$318.70	\$318.70
Wife.....	F.	42	Housekeeper..			
First child.....	F.	21	Weaver.....	Cotton....	357.55	<sup>1</sup> 285.55
Second child.....	F.	19	do.....	do.....	231.68	231.68
Third child.....	F.	16	Spinner.....	do.....	219.65	219.65
Fourth child.....	M.	14	Errand boy....	Store....	89.45	89.45
Fifth child.....	M.	12	Doffer.....	Cotton....	8.10	8.10
Sixth child.....	M.	10	At home.....			
Seventh child.....	M.	7	do.....			
Eighth child.....	M.	4	do.....			
Boarder and lodger: Son-in-law.....	M.	22	Weaver.....	Cotton....		<sup>2</sup> 156.00
Total.....						1,309.13

<sup>1</sup> Contributed all her earnings until she married; since then (20 weeks) she has paid board.

<sup>2</sup> Board and lodging.

One of the daughters was married during the year, and now she and her husband board with the family. She did not quit work when married, but took a vacation for about a week.

The second daughter is in poor health and has been obliged to give up millwork entirely. The next daughter is also frail. She had a prolonged attack of dysentery in the spring, and is obliged to lose several days each month. The boy, aged 14, was injured in the mill during the past year, and is permanently lame as a result of the accident. The children of school age do not attend school; "it takes too much to dress them," the mother gave as the reason. The boy, aged 4, is weazened and thin. He suffers from asthma and uses snuff as a remedy for the disease. The mother relies on her own intelligence in the matter of illness, and never calls a doctor except in case of accident. One of the daughters told with great pride that the mother had "cured" the whole family of smallpox five years ago, while other families that called in a physician lost two or three members.

The annual expenditures of the family are as follows:

EXPENDITURES OF FAMILY NO. 2, 1908.

Article.	Amount.	Article.	Amount.
Food (including debt of \$31).....	\$663.00	Doctor's bills.....	\$4.00
Rent.....	152.20	Insurance.....	33.80
Clothing.....	329.05	Newspapers.....	6.24
Fuel (coal \$20, wood \$26).....	46.00	Amusements.....	30.00
Light.....	11.40	Sundries.....	18.00
Tobacco (snuff, \$20.80).....	23.40		
Medicine.....	16.00	Total.....	1,333.09



The expenses are characterized by extravagance in many respects. The menu and grocery account show that the family buys a great deal of canned goods, especially canned meats. The income of the family, though high, was not sufficient to meet the expenses. They are in debt for groceries, and the mother had just borrowed \$30 from a loan association on her children's wages to buy clothing for the younger children and a few things for the house.

The family pays unusually high rent, \$15.60 a month. They moved away from the "factory lot," the company houses, because it was so unhealthy there. The rent paid now is three times what they paid then, but they have a house twice as large as the company house. They have a sitting room distinct from the bedrooms, which contain but few articles of furniture and no carpet or curtains; a sofa lounge covered with brilliant velvet is the most conspicuous article. The bedrooms are furnished, as are those of most cotton-mill employees, with nothing but beds and chairs.

The following lists show the clothing purchased and the amounts paid for the different articles. One list shows the articles of the trousseau of the girl married during the year.

## EXPENDITURES OF FAMILY NO. 2 FOR CLOTHING, 1908.

## MALES.

Article.	Father (age 57).		Son (age 14).		Son (age 12).		Son (age 10).		Son (age 7).		Son (age 4).	
	Num- ber.	Cost.	Num- ber.	Cost.	Num- ber.	Cost.	Num- ber.	Cost.	Num- ber.	Cost.	Num- ber.	Cost.
Suits.....	( <sup>1</sup> )	( <sup>1</sup> )	2	\$7.00								
Trousers.....	1	\$1.50	2	1.00	3	\$0.75	3	\$0.75	( <sup>2</sup> )	( <sup>2</sup> )		
Shirts, white.....			1	.50								
Shirts, colored.....	4	2.00	6	3.00	4	\$1.00	3	\$ .75	3	\$0.75		
Overalls.....				1.00								
Underwear, shirts.....			2	2.00								
Underwear, drawers.....	2	2.00										
Shoes.....	1	2.25	4	5.25	1	2.25	1	1.50	1	1.25	1	\$1.25
Hats.....			1	1.00	1	.50						
Caps.....			1	.25	1	.25						
Collars.....			2	.20								
Neckties.....			1	.20								
Suspenders.....			1	.50								
Handkerchiefs.....			10	1.00								
Stockings.....	15	1.50	24	3.60	6	.90	3	.45	3	.30		
Dresses for baby.....											4	1.20
Total.....		9.25		26.50		5.65		3.45		2.30		2.45

<sup>1</sup>Last suit bought two years before for \$6.<sup>2</sup>Trousers made out of brothers' old ones.<sup>3</sup>Mother makes waists.



## EXPENDITURES OF FAMILY NO. 2 FOR CLOTHING, 1908—Continued.

## FEMALES.

Article.	Ready-made (material).	Not ready-made.					Total cost.
		Material.	Price per yard.	Number of yards.	Trim-mings.	Made at home.	
MOTHER (AGE 42). <sup>1</sup>							
1 dress.....		Flannelette.....	\$0 12½	8		Yes.....	\$1.00
1 shoes.....							.98
Total.....							1.98
DAUGHTER (AGE 21).							
1 suit.....	Cloth.....						25.00
1 suit.....	Linen.....						12.00
3 waists <sup>2</sup> .....	Cotton (lawn).....						3.00
2 waists.....		Percale.....	.10	6		Yes.....	.60
1 skirt.....	Linen.....						2.00
1 dress <sup>3</sup> .....		Persian lawn.....	.25	8	\$1.50	No.....	\$3.00
4 dresses.....		Calico.....	.07	36	.20	Yes.....	6.50
1 dress.....		Gingham.....	.10	9	.05	Yes.....	2.72
1 petticoat <sup>4</sup> .....	Silk.....						.95
6 petticoats <sup>5</sup> .....		Cotton.....	.08½	30	4.00	Yes.....	7.00
4 drawers <sup>6</sup> .....		do.....	.08½	8	1.20	Yes.....	6.50
2 corsets <sup>7</sup> .....							1.87
6 corset covers <sup>8</sup> .....	Cotton.....						2.00
4 nightgowns <sup>9</sup> .....	do.....						3.00
3 hats <sup>10</sup> .....	Straw.....						4.00
56 stockings <sup>11</sup> .....							12.00
5 shoes <sup>12</sup> .....							7.20
1 gloves <sup>13</sup> .....							11.50
Ribbons, etc.....	Silk.....						2.00
Handkerchiefs.....							3.00
Total.....							113.84
DAUGHTER (AGE 19).							
1 suit.....		Flannelette.....	.15	10	1.15	Yes.....	2.65
1 suit <sup>10</sup> .....	Cloth.....						15.00
1 coat.....	do.....						7.50
4 waists.....		Lawn.....	.10	12	.50	Yes.....	1.70
2 skirts.....	Cotton.....						2.00
6 dresses.....		Calico.....	.07	54	.30	Yes.....	4.08
2 dresses.....		Lawn.....	.15	20	1.00	Yes.....	4.00
2 dresses.....		Gingham.....	.12½	20		Yes.....	2.50
4 aprons.....		do.....	.08½	12	.05	Yes.....	1.05
1 petticoat.....	Sateen.....						1.00
3 petticoats.....		Cotton.....	.08½	15	1.00	Yes.....	2.25
4 drawers.....		do.....	.06	8		Yes.....	.48
1 corset.....							.75
2 corset covers.....	Cotton.....						.50
2 winter underwear <sup>11</sup> .....	do.....						.50
2 nightgowns.....		Cotton.....	.06	14		Yes.....	.84
1 hat.....	Felt.....						3.75
2 hats.....	Straw.....						6.25
52 stockings.....							5.20
6 shoes.....							9.00
1 gloves.....	Kid.....						1.00
1 gloves.....	Lisle.....						1.00
Ribbons, etc.....							2.00
Jewelry.....							1.00
Handkerchiefs.....							1.00
Total.....							77.00

<sup>1</sup> Wears cast-off clothes of daughters.<sup>2</sup> Part of trousseau.<sup>3</sup> Wedding dress.<sup>4</sup> Including 1 for trousseau.<sup>5</sup> Including 4 for trousseau.<sup>6</sup> Including \$7 hat for trousseau.<sup>7</sup> Including 4 pairs at 50 cents for trousseau.<sup>8</sup> Including \$3.50 pair for trousseau.<sup>9</sup> Expenditures for 7 months before marriage. Married in August.<sup>10</sup> Bought on the installment plan.<sup>11</sup> Shirts only.

EXPENDITURES OF FAMILY NO. 2 FOR CLOTHING, 1908—Concluded.

FEMALES—Concluded.

Article.	Ready-made (material).	Not ready-made.					Total cost.
		Material.	Price per yard.	Number of yards.	Trim-mings.	Made at home.	
DAUGHTER (AGE 16).							
1 suit <sup>1</sup> .....	Cloth.....						\$25.00
1 waist.....		Silk.....	\$0.75	4	\$0.10	Yes.	3.10
6 waists.....		Cotton (lawn).....	.10	18	1.00	Yes.	2.80
1 skirt.....	Cloth.....						5.00
3 skirts.....	Cotton.....						4.50
6 dresses.....		Calico.....	.07	54	.30	Yes.	4.08
3 dresses.....		Lawn.....	.12	27	1.50	Yes.	4.88
1 dress.....		Flannelette.....	.15	8		Yes.	1.20
1 petticoat.....	Sateen.....						1.00
3 petticoats.....		Cotton.....	.08	15	1.00	Yes.	2.25
4 drawers.....		do.....	.06	8	.40	Yes.	.88
1 corset.....							1.00
3 corset covers.....	Cotton.....						.75
2 winter underwear <sup>2</sup> .....	do.....						.50
2 nightgowns.....		Cotton.....	.06	14		Yes.	.84
1 hat.....	Felt.....						4.00
2 hats.....	Straw.....						6.00
52 stockings.....							5.20
5 shoes.....							8.00
1 gloves.....	Lisle.....						1.00
Ribbons, etc.....							2.00
Jewelry.....							1.25
Handkerchiefs.....							1.00
Gauze shirts.....							.40
Total.....							86.63

<sup>1</sup> Bought on installment plan. Did not get suit until payments were completed (2 months).  
<sup>2</sup> Shirts only.

The average value of food consumed per week per man unit for the year covered was \$1.55. The menu and grocery account show what the family had for food, and are as follows:

MENU OF FAMILY NO. 2, WEEK ENDING JANUARY 3, 1909.

Monday.

Breakfast: Biscuit, pork chops, sausage, butter and sirup, coffee with sugar.  
 Dinner: Collards and meat, beef hash, apple puffs, corn bread, biscuit, cake, pickles.  
 Supper: Beef hash (warmed over), collards (warmed over), butter and sirup, biscuit.

Tuesday.

Breakfast: Biscuit, sausage, pork chops, butter and sirup, coffee with sugar.  
 Dinner: Turnips and turnip greens, beef roast, corn bread, soup, canned peaches, cake.  
 Supper: Sausage, pork chops, coffee and sugar, butter, sirup, biscuit.

Wednesday.

Breakfast: Pork chops, biscuit and butter, sirup, coffee, sugar.  
 Dinner: Turnips, turnip greens, corn bread, biscuit, custard.  
 Supper: Turnips and greens (warmed over), biscuit and butter, sirup, coffee.

*Thursday.*

Breakfast: Pork chops, sausage, coffee, sugar, biscuit, butter, sirup.

Dinner: Sweet potatoes, beef (roast), corn bread, biscuit, coffee.

Supper: Sweet potatoes and beef (cold), corn bread, biscuit, sirup, butter.

*Friday.*

Breakfast: Jelly, sausage, tripe (canned), coffee, biscuit, butter.

Dinner: Canned peas, baked beans (canned), fried pork, sausage, biscuit, coffee, butter.

Supper: Sausage, biscuit, butter, sirup, coffee.

*Saturday.*

Breakfast: Cheese, butter and bread, steak, sirup, sugar and coffee.

Dinner: Turnips, salad (greens), sweet potatoes, vegetable soup (with beef), corn bread, onions.

Supper: Vienna sausage, turnips, salad (cold), pressed meat, coffee, sirup, biscuit.

*Sunday.*

Breakfast: Pork chops, biscuit, coffee and sugar, butter, sirup.

Dinner: Pork roast with dressing, sweet potatoes, biscuit, canned peaches, corn bread, cake.

Supper: Pork roast (warmed over), sweet potatoes (cold), biscuit, coffee with sugar.

## STORE ACCOUNT OF FAMILY NO. 2, WEEK ENDING JANUARY 2, 1909.

Article.	Cost.	Article	Cost.
Sausage.....	\$0.20	Cheese.....	\$0.40
Chops.....	.30	Vienna sausage.....	.25
Beans (canned).....	.30	Snuff.....	.10
Matches.....	.05	Collards.....	.15
Sausage.....	.30	Pork.....	.25
Mustard.....	.10	Oil.....	.15
Chops.....	.10	Beans.....	.25
Meat.....	.25	Pork.....	.20
Sausage.....	.30	Peaches.....	.20
Turnips.....	.10	Do.....	.20
Sugar.....	.50	Snuff.....	.10
Pork.....	.25	Pork.....	.25
Chops.....	.40	Sweet potatoes.....	.25
Oil.....	.15	Coconut.....	.10
Snuff.....	.10	Sugar.....	.50
Meat.....	.25	Peas.....	.10
Salt pork.....	.15	Ham.....	.15
Tobacco.....	.05	Pork.....	.20
Onions.....	.10	Eggs.....	.38
Soap and Pearline.....	.15	Tripe.....	.20
Sausage.....	.25	Beef.....	.25
Beef.....	.25	Salt.....	.05
Pork.....	.25	Pork.....	.25
Flour.....	1.60	Oil.....	.15
Pork.....	.30	Suet.....	.10
Do.....	.40		
Snuff.....	.20	Total.....	13.38
Lard.....	.85		

## FAMILY NO. 3.

This family is one of the few families that seem to have some definite ideals. The parents are very desirous to educate their children—an almost impossible undertaking with most families, for as soon as the child reaches 12 years, and sometimes before, he must go to work to earn something.



The sex, age, occupation, earnings, and contributions of the family members are shown in the following table:

MEMBERSHIP AND INCOME OF FAMILY NO. 3, 1908.

Relationship.	Sex.	Age.	Occupation.	Industry.	Earnings during year.	Amount paid to family during year.
Husband.....	M.	40	Slasher.....	Cotton.	\$489.45	\$489.45
Wife.....	F.	41	Housekeeper			
First child.....	M.	14	Doffer.....	Cotton.	166.40	166.40
Second child.....	F.	12	At school.....			
Third child.....	M.	8	do.....			
Boarder and lodger.....	M.	15				154.00
Total.....						709.85

<sup>1</sup> Board and lodging for 13 weeks.

Two of the children are in school. The older boy had to begin work when he was 11, for at that time his earnings were necessary for the support of the family. The parents thought that it was unfair for him not to have more schooling so they decided to take in a boarder and let him go to school for awhile. He had to begin in the second grade with his younger brother. The family had just purchased a cow for \$32, intending to pay for it by weekly payments. They found that they could not do this unless the boy returned to work. This he had done at the time of the investigation.

The wife is economical in her management of the house, which she keeps neat and clean. The furnishings are of the usual kind, except that in the kitchen there is a gas range, the family being one of the few that use gas for cooking. They occupy a 3-room house for which they pay \$7.60 a month rent. The house has, however, city water and a water-closet.

All the members of the family are in good health, except the mother and the oldest boy. The mother has female trouble and takes patent medicines constantly. The boy has poor digestion.

The amusements amount to practically nothing. The members of the family visit with the neighbors. While the oldest boy was at work he was given 25 cents a week out of his wages for spending money. Out of this he has saved \$5 and has deposited it in the bank. They take a daily newspaper and two cheap monthly magazines. The mother said "We take two papers, me one and my husband one. I take Good Stories, and he takes the Woman's World."

The annual expenditures of the family are shown in the following table:

EXPENDITURES OF FAMILY NO. 3, 1908.

Item.	Amount.	Item.	Amount.
Food.....	\$348.80	Newspapers.....	\$6.64
Rent.....	91.20	Amusements.....	17.00
Clothing.....	89.05	Chicken feed.....	5.20
Fuel (coal, \$13.50).....	43.59	Sundries.....	14.00
Light.....	7.80	Furniture.....	25.00
Tobacco.....	10.40	School books.....	8.07
Medicine.....	32.50	Total.....	706.21
Insurance (just begun).....	1.05		
Lodge dues.....	6.00		

The following lists show the articles of clothing purchased for the different members of the family in 1908:

EXPENDITURES OF FAMILY NO. 3 FOR CLOTHING, 1908.

## MALES.

Article.	Father (age 40).		Son (age 14).		Son (age 8).	
	Number.	Cost.	Number.	Cost.	Number.	Cost.
Suit <sup>1</sup> .....						
Trousers.....	1	\$1.50	2	\$1.50	2	\$1.00
Shirts, white.....	2	1.00	2	1.00		
Shirts, colored.....	2	1.00	3	1.50	6	1.50
Overalls.....			1	1.00		
Underwear, shirts.....			2	1.00	2	1.00
Shoes.....	2	5.50	3	7.50	1	1.25
Hat.....			1	1.00	1	1.00
Cap.....					1	.25
Collars.....	1	.10	2	.20	1	.10
Neckties.....	1	.25	1	.25	1	.25
Stockings.....	26	2.60	52	5.20	2	.30
Total.....		11.95		20.15		6.65

<sup>1</sup>Father bought last suit 2 years before.

## FEMALES.

Article.	Ready-made (material).	Not ready-made.					Total cost.	
		Material.	Price per yard.	Number of yards.	Trim-mings.	Made at home.		Cost of mak-ing dress.
MOTHER (AGE 41).								
1 suit.....		Cloth.....	\$0.60	5	\$0.75	No.	\$0.75	\$4.50
2 waists.....		Percalé.....	.10	6		Yes.		.60
1 waist.....		Flannelette.....	.12 <sup>1</sup>	3	.10	Yes.		.48
2 skirts.....								2.25
1 skirt.....	Cotton Cloth.....							4.00
2 dresses.....		Calico.....	.07	20	.10	Yes.		1.50
2 dressing sacks.....		do.....	.07	8	.05	Yes.		.61
2 aprons.....		Gingham.....	.07	7		Yes.		.49
2 petticoats.....		Cotton.....	.10	10	.60	Yes.		1.60
Winter underwear <sup>2</sup> .....								.50
1 hat.....	Felt.....							4.00
1 hat.....	Straw.....							2.00
6 stockings.....	Cotton.....							.60
1 shoes.....								2.00
Total.....								25.13

<sup>1</sup> Made by relative, reason for low cost.

<sup>2</sup> Shirts only.

## EXPENDITURES OF FAMILY NO. 3 FOR CLOTHING, 1908—Concluded.

## FEMALES—Concluded.

Article.	Ready-made (material).	Not ready-made.					Total cost.
		Material.	Price per yard.	Number of yards.	Trim-mings.	Made at home.	
DAUGHTER (AGE 12).							
1 coat.....	Cloth.....						\$3.00
5 dresses.....		Gingham.....	\$0.10	30	\$0.10	Yes.	3.10
2 dresses.....		Lawn.....	.12½	12	.60	Yes.	2.10
1 dress.....		Woolen.....	.40	5	.75	Yes.	2.75
4 petticoats.....		Cotton.....	.07	12	1.00	Yes.	1.84
4 drawers.....		do.....	.07	4		Yes.	.28
3 winter underwear.....		Canton flannel.....	.10	9		Yes.	.90
2 nightgowns.....		Cotton.....	.07	10		Yes.	.70
1 hat.....	Felt.....						1.50
1 hat.....	Straw.....						1.00
20 stockings.....							2.00
4 shoes.....							6.00
Total.....							25.17

The following menu, which was kept by the mother, shows their diet:

## MENU OF FAMILY NO. 3, WEEK ENDING JANUARY 3, 1909.

*Monday.*

Breakfast: Beef hash, biscuit, sirup and butter,<sup>1</sup> coffee and Postum,<sup>2</sup> sugar and milk (for coffee).

Dinner: Beef hash, biscuit, corn bread.

Supper: Warmed over beef hash, biscuit, corn bread, buttermilk.

*Tuesday.*

Breakfast: Biscuit, sirup and butter, coffee and Postum, sugar and milk.

Dinner: Collards with bacon, sweet potato pie, corn bread, biscuit.

Supper: Boiled beef, cold sweet potato pie, collards, biscuit, buttermilk, cake.

*Wednesday.*

Breakfast: Steak (round), biscuit, sirup and butter, coffee and Postum, sugar and milk.

Dinner: Sweet potatoes, biscuit, corn bread, sirup and butter.

Supper: Biscuit and corn bread, sirup and butter, buttermilk.

*Thursday.*

Breakfast: Biscuit, sirup and butter, coffee and Postum, sugar and milk.

Dinner: Butter beans (Lima), biscuit, corn bread.

Supper: Cold butter beans, corn bread, biscuit, buttermilk.

*Friday.*

Breakfast: Biscuit, butter and sirup, coffee and Postum, sugar and milk.

Dinner: Beans with bacon, corn bread, biscuit.

Supper: Cold beans, corn bread, biscuit, buttermilk.

<sup>1</sup> Family have a cow of their own at present time.

<sup>2</sup> Wife only drinks Postum.



*Saturday.*

Breakfast: Beefsteak, biscuit, coffee and Postum, sirup and butter, sugar and milk.

Dinner: Beefsteak, biscuit, coffee, canned peaches.

Supper: Irish potatoes, beefsteak (warmed over), corn bread, biscuit, buttermilk.

*Sunday.*

Breakfast: Butter and sirup, biscuit, coffee and Postum, sugar and milk.

Dinner: Butter beans, corn bread, biscuit, apple pie.

Supper: Cold butter beans, corn bread, biscuit, buttermilk.

The following is the grocery account for two weeks:

## STORE ACCOUNT OF FAMILY NO. 3, TWO WEEKS ENDING JANUARY 2, 1909.

Date.	Article.	Cost.	Date.	Article.	Cost.
1908.			1908.		
Dec. 20	Collards.....	\$0.10	Dec. 23	Matches.....	\$0.05
20	Meal.....	.30	23	Soap.....	.05
20	Flour.....	.75	29	Meat.....	.30
20	Baking powder.....	.15	29	Collards.....	.10
20	Gold Dust.....	.05	29	Flour.....	.75
22	Apples.....	.10	29	Bacon.....	.50
22	Soap.....	.05	29	Lard.....	.33
22	Beans.....	.15	29	Baking powder.....	.15
22	Salt.....	.05	29	Sweet potatoes.....	.15
22	Soda.....	.05	29	Salt.....	.05
23	Lard.....	.25	29	Tobacco.....	.05
23	Starch.....	.05	29	Beef.....	.20
23	Salt pork.....	.25	30	Sugar.....	.25
23	Beans.....	.10	31	Beans.....	.10
23	Raisins.....	.10	31	Sweet potatoes.....	.30
24	Steak.....	.10	1909.		
24	Pickles.....	.10	Jan. 1	Beans.....	.10
24	Sugar.....	.25	1	Peaches.....	.10
25	Beans.....	.10	1	Meal.....	.30
25	Candy.....	.05	1	Gold Dust.....	.05
25	Irish potatoes.....	.10	2	Steak.....	.20
25	.....	.15	2	Soap.....	.05
25	Apples.....	.15	2	Candy.....	.05
25	.....	.15	2	Flour.....	.75
25	Sweet potatoes.....	.20	2	Baking powder.....	.15
25	Steak.....	.10	2	Beans.....	.10
26	Sausage.....	.10	2	Apples.....	.15
26	Fresh pork.....	.75	2	Starch.....	.05
26	Flour.....	.75	2	Snuff.....	.10
26	Sugar.....	.25			
26	Baking powder.....	.15		Total for week.....	5.53
26	Lard.....	.25			
	Total for week.....	6.20			

In addition to items shown above, this family buys its coffee and Postum from a firm that delivers it once every two weeks. The cost per week is 15 cents. One pound of Postum lasts the wife four weeks. Tobacco, costing 10 cents a week, is bought elsewhere. At the time of the visit the family had a cow, which they had owned only one month. They pay \$2 a week for cow feed. Before purchasing the cow they paid \$1.60 a week for butter and milk. Chicken feed costs them 10 cents a week. Kerosene is not bought at the grocery, but 1 gallon a week is bought from a wagon. The average value of food consumed per week per man unit for the year covered was \$1.73.

## FAMILY NO. 4.

This family consists of the father, mother, and three children. Their ages, occupations, and earnings are shown in the following table:

MEMBERSHIP AND INCOME OF FAMILY NO. 4, 1908.

Relationship.	Sex.	Age.	Occupation.	Industry.	Earnings during year.	Amount paid to family during year.
Husband.....	M.	50	Elevator man...	Cotton..	\$292.45	\$292.45
Wife.....	F.	38	Housekeeper...	.....	.....	.....
First child.....	M.	15	Doffer.....	Cotton..	254.60	254.60
Second child.....	F.	14	Spinner.....	..do...	283.15	283.15
Third child.....	F.	7	At school.....	.....	.....	.....
Total.....	.....	.....	.....	.....	.....	830.20

Three of the five members of the family are wage earners. It would be supposed that they could earn sufficient to meet the needs of the family so that they could live comfortably. In fact, their total earnings are considerably above the sum apparently necessary for the maintenance of a fair standard of living. Yet at the end of the year the family was \$50.98 in debt. This was due to misfortune rather than extravagance. The father was injured in the mill twice during the year and lost six weeks. The mother is ill with lung trouble. The boy has tuberculosis, and the 14-year-old girl is very frail and is constantly taking patent medicines. During the year they spent \$108.25 on medicines and doctor's bill. The year before the 14-year-old girl, whose earnings were a large share of the family income, lost 24 weeks because of illness. Because of this the family was at the beginning of the year heavily in debt. A part of the year's earnings went to pay off this indebtedness. The indebtedness at the end of the year was \$15 for furniture and \$33.98 for clothing, bought on the installment plan, and \$2 on doctor's bills.

The family occupies a three-room house and pays \$5.50 per month rent. The house is very simply furnished. The front room is used as a sitting room. The floor is covered with straw matting. The walls are adorned with portraits of Mormon elders, the family professing the Mormon faith. The one bed room contains two beds in which the five members of the family sleep.

The amusements of the family are very simple. The father gets his only pleasure out of reading the daily paper and imparting the information he has gleaned to his wife, who can not read. The expenditures show a charge for amusements, but this was, in fact, car fare spent in going to the city. The children visit with the neighbors Saturday afternoon and Sunday. The whole family are very devout. From the menu it can be seen they had no breakfast and dinner on Sunday, which chanced to be the first Sunday of the month. The mother explained it was the custom of the Mormons to



fast on that day and to give to the church the sum that would have been spent for food.

The following table shows the expenditures of the family for the year:

EXPENDITURES OF FAMILY NO. 4, 1908.

Item.	Amount.	Item.	Amount.
Food.....	\$289.75	Insurance.....	\$18.20
Rent.....	66.00	School books.....	1.60
Clothing (including debt of \$33.98).....	152.32	Newspapers.....	6.24
Fuel (coal, \$17.50).....	41.50	Church contributions.....	1.80
Light.....	7.80	Amusements.....	15.60
Drinks.....	14.95	Sundries.....	9.75
Medicine.....	62.25	Furniture.....	39.00
Doctor's bills (including debt of \$2).....	48.00		
		Total.....	<sup>1</sup> 774.76

<sup>1</sup> Not including debt of \$15 for furniture purchased during the year and \$75 paid in settlement of debt for preceding year.

The following lists show the clothing purchased and the amounts paid for the different members of the family:

EXPENDITURES OF FAMILY NO. 4 FOR CLOTHING, 1908.

## MALES.

Article.	Father (age 50).		Son (age 15).		Article.	Father (age 50).		Son (age 15).	
	Num-ber.	Cost.	Num-ber.	Cost.		Num-ber.	Cost.	Num-ber.	Cost.
Suit.....	1	\$20.00	1	\$6.00	Hat.....	1	\$1.98	2	\$2.15
Suit.....			1	5.98	Cap.....			4	1.00
Trousers.....	2	3.00	6	3.00	Collars.....	6	.60	4	.40
Shirts, white.....	1	1.00	2	1.00	Neckties.....	1	.25	2	.50
Shirts, colored.....	4	2.00	4	2.00	Suspenders.....	1	.25	1	.25
Overalls.....	2	1.00	2	1.00	Handkerchiefs.....		.25		.30
Underwear, shirts.....	2	1.00	2	.50	Stockings.....	52	5.20	30	4.50
Underwear, drawers.....	2	1.00	2	1.30					
Shoes.....	2	8.20	6	9.00	Total.....		45.73		37.88

## FEMALES.

Article.	Ready-made (material).	Not ready-made.					Total cost.
		Material.	Price per yard.	Num-ber of yards.	Trim-mings.	Made at home.	
<b>MOTHER (AGE 38).</b>							
2 waists.....		Calico.....	\$0.07	6	\$0.05	Yes.....	\$0.47
1 skirt.....	Cloth.....						8.98
5 aprons.....		Gingham.....	.08 $\frac{1}{2}$	15		Yes.....	1.25
1 dress.....		Calico.....	.07	10	.05	Yes.....	.75
2 winter underwear.....	Cotton.....					Yes.....	.50
1 hat.....	Felt.....						1.98
1 hat.....	Straw.....						1.00
10 stockings.....	Cotton.....						1.50
1 shoes.....							2.00
Total.....							18.43

<sup>1</sup>Made by mother.

<sup>2</sup>Including \$1.20 for half-soleing 2 pairs.



EXPENDITURES OF FAMILY NO. 4 FOR CLOTHING, 1908—Concluded.

FEMALES—Concluded.

Article.	Ready-made (material).	Not ready-made.					Total cost.
		Material.	Price per yard.	Number of yards.	Trim-mings.	Made at home.	
<b>DAUGHTER (AGE 14).</b>							
1 suit.....	Serge.....						\$9.98
2 waists.....		Lawn.....	\$0.12½	6	\$0.25	Yes.....	1.00
2 waists.....		Gingham.....	.10	6	.05	Yes.....	.65
1 skirt.....		Cotton.....	.15	5	.05	Yes.....	.80
1 dress.....		Flannelette.....	.15	8	.10	Yes.....	1.30
6 dresses.....		Calico.....	.07	48	.30	Yes.....	3.66
1 dress.....		Lawn.....	.10	8	.35	Yes.....	1.15
2 aprons.....		Gingham.....	.08½	6		Yes.....	.50
2 petticoats.....		Cotton.....	.08½	8	.05	Yes.....	.72
4 drawers.....		Canton flannel.....	.10	6	.05	Yes.....	.65
2 winter underwear.....	Cotton.....						.50
1 hat.....	Felt.....						1.00
1 hat.....	Straw.....						1.25
52 stockings.....							5.20
6 shoes.....							10.80
Total.....							39.16
<b>DAUGHTER (AGE 7).</b>							
6 dresses <sup>1</sup> .....		Calico.....	.07	27	.20	Yes.....	2.09
1 dress.....		Flannelette.....	.12½	4	.05	Yes.....	.55
2 petticoats.....		Cotton.....	.08	6	.05	Yes.....	.53
1 petticoat.....		Flannel.....	.25	4		Yes.....	1.00
2 drawers.....		Canton flannel.....	.10	2		Yes.....	.20
1 hat.....	Felt.....						.50
1 hat.....	Straw.....						.50
20 stockings.....							2.00
3 shoes.....							3.75
Total.....							11.12

<sup>1</sup> Including \$1.80 for half soles.

<sup>2</sup> 4½ yards each.

Following is the menu for the week ending January 3, 1909:

MENU OF FAMILY NO. 4, WEEK ENDING JANUARY 3, 1909.

*Monday.*

Breakfast: Fried bacon, biscuit, sirup, Postum, oatmeal.  
 Dinner: Collards and peas with bacon, corn bread, Postum.  
 Supper: Fried bacon, biscuit, sirup, Postum.

*Tuesday.*

Breakfast: Fried pork, biscuit, sirup, Postum.  
 Dinner: Fried bacon, biscuit, sirup, Postum.  
 Supper: Fried meat, biscuit, sirup, Postum.

*Wednesday.*

Breakfast: Biscuit, sirup, grits, Postum.  
 Dinner: Turnip greens, Irish potatoes, corn bread, Postum.  
 Supper: Warmed over greens and corn bread, Postum.

*Thursday.*

Breakfast: Grits, biscuit, sirup, Postum.  
 Dinner: Collards, baked sweet potatoes, corn bread, Irish potatoes.  
 Supper: Cold collards, sweet potatoes, Irish potatoes, biscuit.

*Friday.*

Breakfast: Grits, butter, biscuit, fried bacon, Postum.

Dinner: Stewed beef, macaroni, Irish potatoes, corn bread.

Supper: Cold stewed beef and Irish potatoes, biscuit.

*Saturday.*

Breakfast: Grits, biscuit, sirup, Postum.

Dinner: Sardines (5-cent box), light bread.

Supper: Fried ham, biscuit, Postum.

*Sunday.*

No breakfast or dinner. Mormon fast day first Sunday in each month.

Supper: Fried pork, biscuit, sirup.

The grocery account of the family was as follows:

## STORE ACCOUNT OF FAMILY NO. 4 FOR FOUR WEEKS.

## WEEK ENDING DECEMBER 24, 1908.

Article.	Cost.	Article.	Cost.	Article.	Cost.	Article.	Cost.
Hog liver.....	\$0.15	Lard.....	\$0.35	Soap.....	\$0.05	Steak.....	\$0.10
Flour.....	.80	Butter.....	.30	Oil.....	.15	Butter.....	.30
Pork (salt).....	1.60	Oatmeal.....	.25	Nuts.....	.10	Coconut.....	.15
Postum.....	.25	Soup beef.....	.10	Coca Cola.....	.05	Chocolate.....	.15
Sugar.....	.25	Onions.....	.10	Collards.....	.05	Turnips.....	.05
Rice.....	.25	Salt.....	.05	Extract.....	.05	Sirup.....	.05
Pork (fresh).....	.20	Sirup.....	.10	Eggs.....	.35		
Liver.....	.30	Coca Cola.....	.05	Bacon.....	.10	Total.....	6.80

## WEEK ENDING JANUARY 1, 1909.

Coca Cola.....	\$0.05	Soap.....	\$0.05	Oil.....	\$0.15	Pork.....	\$0.15
Eggs.....	.35	Lard.....	.25	Soap.....	.10	Coca Cola.....	.15
Sugar.....	.25	Bread.....	.05	Postum.....	.25	Flour.....	.80
Extract.....	.05	do.....	.10	Starch.....	.10	Potatoes.....	.10
Ham.....	.60	Sirup.....	.05	Baking powder.....	.05	Soda.....	.05
Oil.....	.15	Collards.....	.05	Butter.....	.30		
Jelly.....	.10	Peas.....	.05	Clothespins.....	.05	Total.....	4.35

## WEEK ENDING JANUARY 8, 1909.

Goods.....	\$0.40	Butter.....	\$0.25	Potatoes.....	\$0.05	Matches.....	\$0.05
Lard.....	.35	Coca Cola.....	.05	Peas.....	.05	Drink.....	.05
Pork.....	.75	do.....	.05	Powders.....	.05	Soap.....	.05
Ham.....	.20	Sardines.....	.05	Coca Cola.....	.05	Crackers.....	.10
Salt.....	.05	Clothesline.....	.10	Meal.....	.30	Drink.....	.10
Coca Cola.....	.05	Drink.....	.05	Drink.....	.05	Coca Cola.....	.10
Soap.....	.05	Collards.....	.05	Sausage.....	.15	Sirup.....	.35
Oil.....	.15	Stops.....	.25	Powders.....	.05	Sugar.....	.25
Potatoes.....	.05	Steak.....	.15	Bread.....	.05		
		Potatoes.....	.05	Grits.....	.10	Total.....	5.15

## WEEK ENDING JANUARY 15, 1909.

Drink.....	\$0.05	Coca Cola.....	\$0.05	Powders.....	\$0.05	Coca Cola.....	\$0.05
Eggs.....	.35	Bread.....	.05	Butter.....	.30	Cabbage.....	.05
Sugar.....	.25	do.....	.10	Pork.....	.15	Tomatoes.....	.10
		Sirup.....	.05		.05	Meat.....	.25
Ham.....	.60	Collards.....	.05	Coca Cola.....	.05	Mustard.....	.10
Oil.....	.15	Peas.....	.05	Flour.....	.80	Collards.....	.05
Jelly.....	.10	Oil.....	.15	Lamp globe.....	.10	Coca Cola.....	.05
Soap.....	.05	Soap.....	.10	Soda.....	.05		
Lard.....	.25	Postum.....	.25	Collards.....	.10	Total.....	5.35
Meal.....	.15	Starch.....	.05	Powders.....	.15		



The above account shows a total expenditure for the four weeks of \$21.65. Of this, \$19.15 was spent for food. The family no longer takes milk from the milkman, and the grocery bill has been cut down since the new clothes were purchased. The average value of food consumed per week per man unit for the year covered was \$1.42.

FAMILY NO. 5.

This family represents a standard above the average of cotton-mill people both in manner of life and in intelligence. They pride themselves on coming from a different class and on being different from the ordinary mill employees. The husband died soon after the birth of the youngest child, leaving the mother destitute, with a family of small children, on a rented farm a few miles from Atlanta, Ga. Work had to be found; the cotton mill offered it, so they came.

The membership of the family and the age, occupation, and earnings of the members are shown in the following table:

MEMBERSHIP AND INCOME OF FAMILY NO. 5, 1908.

Relationship.	Sex.	Age.	Occupation.	Indus-try.	Earn-ings during year.	Amount paid to family during year.
Husband <sup>1</sup> .....						
Wife.....	F.	47	Housekeeper			
First child.....	F.	18	Spinner.....	Cotton	\$260.90	\$200.90
Second child.....	M.	16	Doffer.....	do.	140.85	140.85
Third child.....	F.	14	Spinner.....	do.	134.45	134.45
Fourth child.....	M.	11	At school.....			
Boarders and lodgers:						
Son-in-law.....	M.					
Married daughter.....	F.					
Baby.....	M.					
Total.....						848.50

<sup>1</sup> Deceased.

<sup>2</sup> Board and lodging.

The members of the family appear to be in good health. The daughter aged 18 had typhoid fever during the year and was unable to work for eight weeks. The son aged 16 had malaria and lost from one to two weeks at different times.

The expenditures for the year were as follows:

EXPENDITURES OF FAMILY NO. 5, 1908.

Item.	Amount.	Item.	Amount.
Food (including debt of \$78.55).....	\$477.20	Lodge dues (burial union).....	\$26.00
Rent.....	39.00	Newspaper.....	6.25
Clothing.....	172.21	Books.....	2.00
Fuel.....	49.50	Church contribution.....	2.00
Light.....	11.70	Amusements.....	20.00
Tobacco.....	24.00	Sundries.....	12.00
Drinks.....	1.50	Washing.....	13.00
Medicine.....	10.00		
Doctor's bills (including debt of \$25).....	30.00	Total.....	<sup>1</sup> 924.96
Insurance.....	28.60		

<sup>1</sup> Not including \$35.30 paid in settlement of debt for preceding year.



On January 1, 1908, the family was in debt to the company store \$35.30. On January 1, 1909, the indebtedness had increased to \$78.55, and in addition they owed the doctor \$25. The company's books showed that during the year 1908 the company paid to the family in wages \$536.50, and in the same period the family paid to the company for food, clothing, rent, fuel, etc., \$657.78. The income from the two boarders made up the difference.

The detailed expenditures of this family for clothing are given on pages 13 and 14.

The amusements of the family are simple. The older children go to the city and sometimes attend the theater or moving-picture shows. They attend church and Sunday school, but not regularly. The boys sometimes meet with the other boys of the village at the company store and spend the evening.

They live in a four-room house and pay 75 cents a week rent. The furnishings are poor, old, and cheap. One room serves as the general living room. It is furnished with a bed, a couch, a sewing machine, a washstand, a few chairs, and window shades. The floor is covered with matting. The other rooms have only beds and chairs. The kitchen, which is also the dining room, contains a table, chairs, range, and the usual pots and pans. The house is neat and clean, the scrubbing being done by the colored woman who does the washing.

The average value of food consumed per week per man unit for the year covered was \$1.64. The family lives well, as is seen by the menu which was kept for a week by the mother.

#### MENU OF FAMILY NO. 5, WEEK BEGINNING JANUARY 4, 1909.

##### *Monday.*

Breakfast: Coffee, biscuit, cheese, steak, pork, butter.

Dinner: Bread, coffee, turnips, beans, sweet and Irish potatoes, pudding, pie, cheese.

Supper: Biscuit, butter, ham, sausage, cheese, coffee.

##### *Tuesday.*

Breakfast: Biscuit, coffee, cheese, butter, sausage, steak.

Dinner: Corn bread, biscuit, baked beans, turnips, Irish potatoes, ham, pie.

Supper: Biscuit, butter, sausage, pork, cheese, pickles, coffee.

##### *Wednesday.*

Breakfast: Biscuit, butter, sausage, pork, coffee, cheese.

Dinner: Biscuit, sweet and Irish potatoes, beans, pork, coffee, pie.

Supper: Biscuit, coffee, ham, steak, butter.

##### *Thursday.*

Breakfast: Biscuit, butter, coffee, sausage, cheese.

Dinner: Biscuit, baked beans, steak, bacon, turnips, Irish potatoes, pie.

Supper: Biscuit, butter, pork, ham, sausage, cheese, coffee.

Friday.

Breakfast: Biscuit, coffee, pork, cheese, steak.

Dinner: Biscuit, coffee, beans, Irish and sweet potatoes, turnips.

Supper: Biscuit, sausage, pork, cheese, coffee.

Saturday.

Breakfast: Biscuit, butter, coffee, cheese, steak, sausage.

Dinner: Biscuit, coffee, sweet and Irish potatoes, pork, steak, pie, cake.

Supper: Biscuit, coffee, sausage, cheese, cake.

Sunday.

Breakfast: Biscuit, coffee, sausage, pork, cheese, butter, cake.

Dinner: Biscuit, coffee, Irish and sweet potatoes, pork, steak, cake, pie.

Supper: Biscuit, coffee, steak, cake.

Their grocery account, which follows, is interesting in showing not only the articles purchased but the size of the purchases and the frequency with which certain articles were bought.

STORE ACCOUNT OF FAMILY NO. 5, MAY, AUGUST, AND PART OF DECEMBER, 1908.

Date.	Article.	Cost.	Date.	Article.	Cost.
May 2	Steak.....	\$0.25	May 7	Eggs.....	\$0.20
2	Meal.....	.25	7	Oil.....	.10
2	Eggs.....	.20	7	Oil.....	.15
2	Lard.....	.50	7	Snu.f.....	.10
2	Meat.....	.50	8	Ham.....	.20
2	Beans.....	.15	8	Beans.....	.15
2	Snuff.....	.10	8	.....	.10
2	.....	.10	8	.....	.25
2	.....	.10	8	Lard.....	.25
2	.....	.10	8	Meal.....	.25
2	Eggs.....	.40	8	Lamp globe.....	.10
2	.....	.10	8	.....	.40
2	Onions.....	.05	8	Starch.....	.05
2	Matches.....	.05	9	Flour.....	1.45
2	Sugar.....	.25	9	Baking powder.....	.25
2	Beans.....	.15	9	Bread.....	.05
2	Collar.....	.10	9	Preserves.....	.10
2	Shoes.....	1.50	9	.....	.10
2	Hose.....	.20	9	Sausage.....	.25
2	Vinegar.....	.05	9	Eggs.....	.20
2	Snuff.....	.10	9	.....	.15
4	Steak.....	.15	9	Meat.....	.50
4	Potatoes.....	.30	9	Lard.....	.25
4	Flour.....	.75	9	Green beans.....	.15
4	Baking powder.....	.15	9	Onions.....	.05
4	Beans.....	.05	9	Eggs.....	.40
4	Peaches.....	.10	9	Flavoring.....	.10
4	Tobacco.....	.10	11	Coffee.....	.35
4	Eggs.....	.40	11	.....	.05
5	Potatoes.....	.25	11	Eggs.....	.40
5	Beans.....	.15	11	Beans.....	.15
5	Tobacco.....	.10	11	Irish potatoes.....	.10
5	.....	.15	11	Onions.....	.05
5	Eggs.....	.40	11	Soap.....	.15
5	Tobacco.....	.05	11	Peaches.....	.10
6	.....	.35	11	Snuff.....	.10
6	Beans.....	.15	12	Cream.....	.50
6	Lard.....	.30	12	Lard.....	.50
6	.....	.10	12	Beans.....	.15
6	Meat.....	.10	12	Pork.....	.10
6	Eggs.....	.40	12	Peaches.....	.10
6	Coffee.....	.18	12	Snuff.....	.10
7	Peaches.....	.28	12	Thread.....	.15
7	.....	.15	13	Pork.....	.10
7	Tobacco.....	.10	13	Onions.....	.05
7	Eggs.....	.20	13	Tobacco.....	.05
7	Potatoes.....	.10	13	Eggs.....	.40
7	Apples.....	.10	14	Sausage.....	.10
7	Cheese.....	.20	14	Beans.....	.10
			14	Soap.....	.05



STORE ACCOUNT OF FAMILY NO. 5, MAY, AUGUST, AND PART OF DECEMBER,  
1908—Continued.

Date.	Article.	Cost.	Date.	Article.	Cost.
May 14	Eggs.....	\$0.20	May 25	Sausage.....	\$0.25
14	Snuff.....	.05	25	Flour.....	.75
14	.....	.05	25	Baking powder.....	.15
14	Meat.....	.10	25	Berries.....	.15
15	Cream.....	.05	25	.....	.10
15	Snuff.....	.10	25	Snuff.....	.10
15	Sausage.....	.25	25	Eggs.....	.40
15	Meat.....	.50	25	Pickles.....	.10
15	Peaches.....	.10	25	Coffee.....	.35
15	Beans.....	.15	26	Sausage.....	.25
16	Castor oil.....	.10	26	Lard.....	.35
16	Turpentine.....	.10	26	Sugar.....	.25
16	.....	.10	26	Beans.....	.15
16	Eggs.....	.40	26	Fat.....	.10
16	Lard.....	.50	26	.....	.10
16	Meat.....	.50	26	.....	.40
16	Eggs.....	.20	26	Lemon extract.....	.10
16	Beans.....	.25	26	Soap and Pearlina.....	.15
16	.....do.....	.15	26	Matches.....	.05
16	Sausage.....	.25	27	Cream.....	.05
16	Shoes.....	1.40	27	Sausage.....	.25
16	Hose.....	.10	27	Eggs.....	.40
16	Pants.....	.50	27	Beans.....	.15
16	Cap.....	.25	27	Oil.....	.15
18	Sausage.....	.15	27	.....	.10
18	.....do.....	.25	27	Soap.....	.05
18	Beans.....	.15	27	Tobacco.....	.10
18	Fat.....	.10	28	Beans.....	.15
18	Peaches.....	.10	28	Meat.....	.25
18	Snuff.....	.20	28	Butter.....	.25
18	.....	.05	28	Peaches.....	.10
18	Eggs.....	.40	28	Eggs.....	.40
18	.....	.10	28	Cheese.....	.10
18	.....	.05	28	Snuff.....	.10
19	Cream.....	.05	29	Coca Cola.....	.05
19	Sausage.....	.15	29	Ham.....	.20
19	Eggs.....	.20	29	.....	.10
19	Oil.....	.15	29	Lard.....	.50
19	Meal.....	.25	29	Beans.....	.15
19	Soap.....	.10	29	Eggs.....	.20
20	Cream.....	.05	29	.....do.....	.20
20	Sausage.....	.15	29	Hose.....	.10
20	Eggs.....	.40			
20	Dried apples.....	.10		Total.....	46.21
20	Flour.....	.75			
20	Baking powder.....	.15	Aug. 1	Beans.....	.15
20	Meat.....	.50	1	Eggs.....	.45
20	Lard.....	.30	1	Crackers.....	.05
20	Tobacco.....	.10	1	.....	.10
20	.....do.....	.05	1	Lard.....	.50
20	Beans.....	.15	1	Buttermilk.....	.15
20	Peaches.....	.10	1	.....	.15
20	Tablet.....	.05	1	Cheese.....	.10
20	.....	.05	1	Crackers.....	.15
21	Sausage.....	.25	1	Shoes.....	1.60
21	Tobacco.....	.05	2	.....	.05
21	Beans.....	.15	2	Meat.....	.25
21	Butter.....	.25	2	.....do.....	.15
21	Cream.....	.05	2	Cheese.....	.15
22	.....do.....	.05	2	Flour.....	.75
22	Beans.....	.15	2	Baking powder.....	.15
22	Fat.....	.10	2	Oil.....	.15
22	Eggs.....	.20	2	Apples.....	.10
22	.....	.10	2	Tobacco.....	.10
22	Lard.....	.50	2	Snuff.....	.10
22	Sausage.....	.25	4	Melon.....	.15
22	Eggs.....	.20	4	.....	.05
22	Dried peaches.....	.10	4	.....	.05
22	Eggs.....	.20	4	Meat.....	.20
22	Pepper.....	.05	4	Flour.....	.15
23	Beans.....	.15	4	Sugar.....	.25
23	Peaches.....	.15	4	Eggs.....	.25
23	Eggs.....	.20	4	Lard.....	.15
23	Snuff.....	.10	4	Tobacco.....	.05
23	Meat.....	.50	4	Fat.....	.15
23	Eggs.....	.40	4	Lemons.....	.00
23	Oil.....	.15	4	Vinegar.....	.60
23	Beans.....	.15	5	.....	.05
23	Blackberries.....	.25	5	Cream.....	.05
23	Soap.....	.05	5	Meat.....	.20
23	Hose and collars.....	.50	5	Cheese.....	.10
25	Coca Cola.....	.05	5	.....	.15



CHAPTER I.—BUDGETS OF SOUTHERN COTTON-MILL FAMILIES. 59

STORE ACCOUNT OF FAMILY NO. 5, MAY, AUGUST, AND PART OF DECEMBER, 1908—Continued.

Date.	Article.	Cost.	Date.	Article.	Cost.
Aug. 5	Meat.....	\$0.50	Aug. 17	Peas.....	\$0.30
5	Lard.....	.25	17	Gold Dust.....	.15
5	Oil.....	.15	17	Thread.....	.05
5	Candy.....	.10	17	Needles.....	.05
5	Beans.....	.20	18	Milk.....	.15
6	Soap.....	.05	18	Meat.....	.20
6	Cheese.....	.10	18	do.....	.40
7	Cream.....	.05	18	Cabbage.....	.15
7	Steak.....	.25	18	Lard.....	.30
7	Potatoes.....	.25	18	Sausage.....	.25
7	Coffee.....	.18	18	Snuff.....	.10
7	Lard.....	.15	18	Cheese.....	.10
7	Fat.....	.10	18	Melon.....	.15
7	Lard.....	.50	18	Bread.....	.05
7	Apples.....	.10	19	Coca Cola.....	.05
7	Lemons.....	.05	19	Meat.....	.20
7	Snuff.....	.25	19	do.....	.15
7	.....	.10	19	Apples.....	.05
8	.....	.05	19	.....	.05
8	Flour.....	1.45	19	Shirting.....	.50
8	Baking powder.....	.25	20	Peas.....	.20
8	Peas.....	.20	20	Salt.....	.05
8	Apples.....	.10	20	Snuff.....	.20
8	Cabbage.....	.05	20	Eggs.....	.20
8	Eggs.....	.25	20	Lard.....	.10
8	Sugar.....	.25	20	Meat.....	.20
8	Onions.....	.05	20	Coffee.....	.18
8	Shirt.....	.50	21	Meat.....	.20
11	.....	.10	21	Lard.....	.50
11	Meat.....	.15	21	Peas.....	.20
11	Beans.....	.20	21	.....	.10
11	Lard.....	.25	21	.....	.35
11	Cheese.....	.10	21	Meat.....	.50
11	Apples.....	.15	21	Bread.....	.05
11	Crackers.....	.05	22	.....	.05
11	Salt.....	.05	22	.....	.05
11	.....	.25	22	.....	.10
11	Pepper.....	.05	22	Peas.....	.20
11	Tobacco.....	.10	22	Bread.....	.05
12	Comb.....	.05	22	Snuff.....	.10
12	.....	.05	22	.....	.10
12	.....	.05	22	Cabbage.....	.05
12	Meat.....	.30	22	.....	.05
12	Peas.....	.30	22	Cheese.....	.10
13	Melon.....	.15	22	Sugar.....	.25
13	Meat.....	.15	22	Oil.....	.15
13	.....	.20	24	Meat.....	.20
13	Fat.....	.10	24	Tobacco.....	.10
13	Snuff.....	.10	24	Coca Cola.....	.10
13	Cheese.....	.10	24	Snuff.....	.10
14	Steak.....	.20	24	Cabbage.....	.05
14	Sausage.....	.25	24	.....	.10
14	Meal.....	.50	24	Eggs.....	.25
14	Peas.....	.20	24	Meat.....	.15
14	Fat.....	.15	24	do.....	.15
14	Sirup.....	.35	25	.....	.05
14	Lard.....	.50	25	Buttermilk.....	.15
14	do.....	.15	25	Meat.....	.20
14	Eggs.....	.25	25	Coffee.....	.18
14	Starch.....	.05	25	Peas.....	.20
15	.....	.05	25	Lard.....	.40
15	.....	.05	25	Meat.....	.55
15	Belt.....	.50	26	Tobacco.....	.10
15	Eggs.....	.25	26	Melon.....	.10
15	.....	.10	26	Meat.....	.20
15	Oil.....	.15	26	Beans.....	.10
15	Snuff.....	.10	26	Flour.....	.75
15	Flavoring.....	.20	26	Baking powder.....	.15
15	Crackers.....	.10	26	Eggs.....	.20
15	Matches.....	.05	26	Bread.....	.15
15	Butter.....	.20	27	.....	.05
15	Cheese.....	.10	27	Tobacco.....	.10
15	Coffee.....	.18	27	Beans.....	.10
15	Suspenders.....	.25	27	Snuff.....	.10
15	Shirt.....	.50	28	Melon.....	.15
17	Meat.....	.25	28	Bread.....	.05
17	Flour.....	1.45	28	Sugar.....	.25
17	Baking powder.....	.15	28	Oil.....	.15
17	.....	.25	28	Eggs.....	.15
17	Eggs.....	.30	28	Matches.....	.05

STORE ACCOUNT OF FAMILY NO. 5, MAY, AUGUST, AND PART OF DECEMBER,  
1908—Concluded.

Date.	Article.	Cost.	Date.	Article.	Cost.
Aug. 28	Snuff.....	\$0.25	Dec. 18	Cheese.....	\$0.20
28	Lard.....	.50	18	Tobacco.....	.05
28	Meat.....	.50	18	Peaches.....	.10
28	Peas.....	.20	18	Pepper.....	.05
28	Eggs.....	.40	18	Meat.....	.50
28	Sausage.....	.20	18	Steak.....	.10
28	Steak.....	.20	18	Pork.....	.25
28	.....	.05	18	Steak.....	.55
28	.....	.05	19	Butter.....	.30
28	.....	.05	19	Sweet potatoes.....	.30
29	Potatoes.....	.30	19	Oil.....	.15
29	Peas.....	.20	19	Shoes.....	3.40
29	Flour.....	.75	19	Hose.....	.20
29	Baking powder.....	.15	19	Supporters.....	.15
29	Salt.....	.05	19	Beans.....	.05
29	Fat.....	.20	19	Onions.....	.10
29	Beans.....	.10	19	Lard.....	.15
29	.....	.10	19	Coffee.....	.18
29	.....	.05	19	Flour.....	1.45
29	.....	.10	19	Baking powder.....	.25
31	.....	.05	19	Eggs.....	.35
31	Snuff.....	.10	19	Snuff.....	.25
31	.....	.05	19	Pork.....	.25
31	Sausage.....	.10	19	Steak.....	.15
31	Meat.....	.15	19	Meat.....	.70
31	Sirup.....	.35	21	Eggs.....	.70
31	Tobacco.....	.10	21	Butter.....	.60
31	Lard.....	.25	21	Sugar.....	.50
31	Buttermilk.....	.15	21	Crackers.....	.05
	Total.....	44.72	21	Cheese.....	.20
Dec. 16	Calico.....	.54	21	Tobacco.....	.15
16	Thread.....	.10	21	Onions.....	.05
16	Outing flannel.....	.20	21	Steak.....	.25
16	Oil.....	.15	21	Pork.....	.25
16	Meat.....	.25	21	Steak.....	.35
16	Potatoes.....	.35	22	Lemon extract.....	.10
16	Liver.....	.15	22	Beans.....	.05
17	Lard.....	.25	22	Chocolate.....	.10
17	Pork.....	.25	22	Coconut.....	.05
17	Beans.....	.05	22	Coffee.....	.18
17	Sweet potatoes.....	.30	22	Lard.....	.50
18	Sirup.....	.20		Total.....	17.05

Grouping the various items, the total account for May (28 days) and August was as follows:

Food.....	\$75.93
Clothing.....	8.50
Oil.....	1.35
Tobacco.....	4.00
Medicine.....	.20
Drinks.....	.25
Sundries.....	1.70
Total.....	91.93

It is estimated that \$467.20 was expended for food at the company store during the year and \$10 outside, a total of \$477.20. This would make an average of \$9.18 per week. If tested by the week in December, this estimate is too low. The amount expended in the December week was as follows:



Food.....	\$11. 71
Clothing.....	4. 59
Oil.....	. 30
Tobacco.....	. 45
<b>Total.....</b>	<b>17. 05</b>

The fact that the family had company during the week in December is given as the explanation of the difference of \$2.53 between the expenditure for food for that week and the average weekly expenditure for food for the year.

#### FAMILY NO. 6.

This family consists of the father, mother, and 11 children. One of these is an older son, who since the death of his wife has been boarding at home. The age, occupation, and earnings of the different members are shown in the following table:

MEMBERSHIP AND INCOME OF FAMILY NO. 6, 1908.

Relationship.	Sex.	Age.	Occupation.	Industry.	Earnings during year.	Amount paid to family during year.
Husband.....	M.	50	Elevator man.....	Cotton.....	\$172. 05	\$172. 05
Wife.....	F.	45	Housekeeper.....			
First child.....	M.	23	Oiler.....	Cotton.....	221. 80	221. 80
Second child.....	M.	21	do.....	do.....	218. 10	218. 10
Third child.....	M.	18	Doffer.....	do.....	181. 15	181. 15
Fourth child.....	M.	16	do.....	do.....	189. 70	189. 70
Fifth child.....	M.	14	At school.....			
Sixth child.....	M.	13	Doffer.....	Cotton.....	168. 35	168. 35
Seventh child.....	F.	12	At school.....			
Eighth child.....	M.	10	do.....			
Ninth child.....	F.	6	At home.....			
Tenth child.....	M.	3	do.....			
Married son.....	M.					<sup>1</sup> 114. 00
<b>Total.....</b>						<b>1, 264. 15</b>

<sup>1</sup> Board and lodging for 38 weeks.

In addition to the total shown, \$32 cash was received from the sale of butter and milk, making a total cash income of \$1,296.15.

In striking contrast to the older members of the family, the younger children present a wretched physical condition. Their hands and faces are covered with sores. The 14-year-old boy has been a cripple from birth. The 12-year-old girl is cross-eyed and has a large lump on the side of her face. The only illness of the older boys has been slight, chiefly colds. The father has been particularly unfortunate. He had a bone felon on his thumb, which rendered amputation necessary. He is still extremely emaciated.

The 13 members of this family occupy a 4-room house. Everything about the place indicates a lack of care. The furnishings are old and worn. There was much dirt and litter on the floor and the hens and pigeons came in and scratched there. The room which serves as the



general living room contains two beds. These with a few chairs, a few trunks, some cheap pictures, and lace curtains hung on a string complete the furnishings. The front porch is used as a storage place for the cow feed—a bale of hay and some cotton-seed hulls.

The family has little or no opportunity for recreation or amusement. The two boys who are past 21 contribute all of their earnings to the family. Occasionally they are given a little for spending money, which they spend in car fare and in going to the theater and moving-picture shows. It is this which swells the expenditure noted under amusements to \$80.

The following table shows the complete expenditure for the year. It will be seen that there was no opportunity for saving. Instead, the family are in debt \$39 for doctor's bill and \$17.85 to the company store.

EXPENDITURES OF FAMILY NO. 6, 1908.

Item.	Amount.	Item.	Amount.
Food (including debt of \$17.85).....	\$520.00	Amusements.....	\$80.00
Rent.....	38.00	Newspapers.....	6.95
Clothing.....	234.13	School books.....	3.60
Fuel.....	50.00	Sundries.....	12.00
Light.....	16.50	Barbering.....	6.75
Tobacco.....	17.50	Incidentals.....	24.40
Medicine.....	30.00	Cow feed.....	104.00
Doctor's bills (including debt of \$39).....	135.00		
Insurance.....	23.40	Total.....	1,362.03
Lodge dues.....	59.80		

The following table shows the articles purchased and the cost of clothing for the different members of the family in 1908:

EXPENDITURES OF FAMILY NO. 6 FOR CLOTHING, 1908.

## MALES.

Article.	Father (age 50).		Son (age 23).		Son (age 21).		Son (age 18).		Son (age 16).	
	Num-ber.	Cost.	Num-ber.	Cost.	Num-ber.	Cost.	Num-ber.	Cost.	Num-ber.	Cost.
Suit.....	1	\$4.00	1	\$8.00	1	\$8.00	1	\$5.00	1	\$2.00
Do.....			1	5.00	1	5.00			1	2.00
Overcoat.....			1	2.00						
Trousers.....	2	2.00	3	3.00	3	3.00	2	2.00		
Shirts:										
White.....			2	1.30	2	1.30				
Colored.....	5	2.70	8	4.00	8	4.00	4	2.00	4	2.00
Overalls.....			2	1.50	2	1.50	2	1.00		.50
Underwear:										
Shirts.....	1	.60	1	.50	4	2.00	4	2.00	2	1.00
Drawers.....	2	.90	2	1.00	3	1.20	3	1.20	3	1.20
Shoes.....	2	3.00	4	10.00	4	10.00	4	8.00	3	6.00
Hat.....	1	.50	2	2.00	2	2.00	1	1.00		
Cap.....									2	.50
Collars.....			4	.50	4	.50				
Neckties.....			6	1.50	4	1.00		.50		
Suspenders.....	2	.50	2	.50	2	.50	1	.25	2	.50
Gloves.....	1	.15								
Handkerchiefs.....		.30		.60		.60		.30		.25
Barbering.....		1.00		1.50		1.00		1.00		.75
Stockings.....	5	.50	20	2.00	20	2.00	20	2.00	15	1.50
Total.....		16.15		44.90		43.60		26.25		18.20



The average value of food consumed per week per man unit (including milk and butter from two cows) for the year covered was \$1.38. The menu kept by the mother for a week shows the character of the food. With the exception of sausage, which appears three times for breakfast in the menu, no fresh meat was eaten by the family. The "pork" is really salt pork, usually a very small bit cooked with the vegetables. The diet, however, is enriched by milk and butter.

MENU OF FAMILY NO. 6, WEEK ENDING THURSDAY, JANUARY 7, 1909.

*Friday.*

Breakfast: Sausage, butter, biscuit, coffee.

Dinner: Pork and peas, greens, corn bread, biscuit, cake.

Supper: Corn bread, milk, peas, and pork.

*Saturday.*

Breakfast: Biscuit, pork, butter, coffee.

Dinner: Corn bread, turnips, pork, potatoes.

Supper: Corn bread, milk, potato pie.

*Sunday.*

Breakfast: Biscuit, sausage, butter, sirup, coffee.

Dinner: Biscuit, pork, sirup, butter, potato custard, coffee.

Supper: Biscuit, pork, milk.

*Monday.*

Breakfast: Bacon, biscuit, butter, sirup, coffee.

Dinner: Pork, peas, corn bread, biscuit, sirup.

Supper: Corn bread, milk, butter.

*Tuesday.*

Breakfast: Biscuit, butter, sirup, coffee.

Dinner: Corn bread, peas, potatoes, bacon.

Supper: Corn bread, milk, butter, sirup.

*Wednesday.*

Breakfast: Biscuit, butter, sausage, sirup, coffee.

Dinner: Corn bread, turnips, greens, pork, potato pie.

Supper: Corn bread, milk, butter, sirup.

*Thursday.*

Breakfast: Biscuit, butter, sirup, coffee.

Dinner: Biscuit, pork, potato pie, coffee.

Supper: Corn bread, milk, butter, sirup.



The following table shows in detail the items purchased by this family at the company store from September to December, 1908:

STORE ACCOUNT OF FAMILY NO. 6, SEPTEMBER TO DECEMBER, 1908.

Date.	Article.	Cost.	Date.	Article.	Cost.
Aug. 29	Canned beans.....	\$0.30	Oct. 7	Tobacco.....	\$0.05
29	Sauerkraut.....	.10	7	Pants.....	.75
29	Tobacco.....	.20	7	.....	.25
31	Oil.....	.15	7	Baking powder.....	.10
	Total.....	.75	10	Flour.....	1.45
Sept. 3	Baking powder.....	.10	10	Sirup.....	.75
7	Oil cloth.....	.55	10	Lard.....	.50
7	Calico.....	.42	10	Sugar.....	.25
7	Powder.....	.10	10	Coffee.....	.25
8	.....	.10	10	Lemon.....	.05
8	Lard.....	.50	12	Salt.....	.05
8	Tobacco.....	.10	12	Tobacco.....	.10
8	Baking powder.....	.10	12	Turpentine.....	.10
11	Tobacco.....	.10	12	.....	.05
12	Salt.....	.05	12	Corn meal.....	.60
12	Pants.....	.75	12	Oil.....	.15
12	Oil.....	.15	12	Lamp.....	.25
12	Shoes.....	3.75	12	.....	.25
12	Hose.....	.10	12	Tobacco.....	.10
12	Crash.....	.05	13	Lard.....	.25
12	Bran.....	1.25	13	Hulls.....	.65
15	Tobacco.....	.10	16	Baking powder.....	.15
15	Liniment.....	.25	16	Meal.....	.30
15	Books.....	.60	16	Bran.....	1.25
16	Coffee.....	.10	16	Sausage.....	.25
17	Tobacco.....	.10	16	Oil.....	.15
17	Liniment.....	.25	16	Flour.....	1.45
17	Oil.....	.15	16	Baking powder.....	.25
17	Liniment.....	.25	16	Crash.....	.50
17	Crash.....	.10	16	Sirup.....	.75
19	Tablet.....	.05	16	Coffee.....	.25
19	"Safe Cure".....	.85	16	Steak.....	.35
19	Golden Relief.....	.45	17	Tobacco.....	.05
19	Apples.....	.10	17	Golden Relief.....	.45
19	Tablet.....	.10	17	Thread.....	.05
19	Copy book.....	.12	19	Needles.....	.05
19	Pencil.....	.05	19	Oil.....	.15
19	Soap.....	.05	19	Tobacco.....	.30
19	Tobacco.....	.05	19	Meal.....	.30
25	.....do.....	.10	19	Tobacco.....	.05
25	Oil.....	.15	19	.....do.....	.05
26	Coffee.....	.25	19	Apples.....	.10
26	Sweet potatoes.....	.35	19	Crackers.....	.25
26	Golden Relief.....	.45	19	Soda.....	.05
28	Lard.....	.65	19	Oatmeal.....	.10
	Total.....	13.84	22	Tobacco.....	.10
Oct. 1	Crackers.....	.05	22	Oil.....	.15
1	Sardines.....	.05	24	Lard.....	.50
1	Oil.....	.15	24	Flour.....	1.45
1	Coffee.....	.10	24	Baking powder.....	.25
1	Copy book.....	.08	24	Onions.....	.05
1	Golden Relief.....	.45	24	Sugar.....	.25
2	Tobacco.....	.10	24	Coffee.....	.25
3	Flour.....	1.45	26	Tobacco.....	.05
3	Bran.....	1.25	26	.....do.....	.10
3	Baking powder.....	.20	26	Bran.....	1.25
3	Coffee.....	.25	26	Baking powder.....	.10
3	Lard.....	.60	26	Gold Dust.....	.05
3	Pants.....	.75	26	Bread.....	.10
3	Steak.....	.20	26	Tacks.....	.05
3	Onions.....	.05	26	Tobacco.....	.05
3	Oil.....	.15	26	Oilcloth.....	.35
5	Turnips.....	.10	26	Tobacco.....	.05
5	Tobacco.....	.10	27	Oil.....	.15
5	Baking powder.....	.10	28	Baked beans.....	.10
5	Meat.....	.10	28	Kraut.....	.10
5	Tobacco.....	.10	28	Tobacco.....	.05
7	Eggs.....	.10	28	Meal.....	.30
7	.....	.05	29	Liniment.....	.45
7	Soda.....	.05	29	Lard.....	.25
7	.....	.05	29	.....	.25
7	.....	.05	30	Soda.....	.10
7	.....	.10	31	Lemons.....	.10
	Total.....	13.84	31	Tobacco.....	.05
			31	.....	.15
			31	Tablet.....	.10

STORE ACCOUNT OF FAMILY NO. 6, SEPTEMBER TO DECEMBER, 1908—Continued.

Date.	Article.	Cost.	Date.	Article.	Cost.
Oct. 31		\$0.20	Nov. 27	Meal	\$0.30
31	Apples	.05	28	Tobacco	.10
31	Suspenders	.25	28	Lard	.25
31	Flour	1.45	30	Oil	.15
31	Lard	.50	30	Meal	.60
31	Baking powder	.25	30	Tobacco	.05
	Total	\$1.53	30	do.	.05
Nov. 2	Socks	.10	30	do.	.05
2	Salt	.05	30	Powder	.25
2	Oil	.15	30	Headache powder	.10
2	Cloth	.10		Total	24.84
2	Meal	.30	Dec. 1	Powder	.10
4	Irish potatoes	.05	2	Baking powder	.25
4	Bran	1.25	2	Bran	1.25
4	Meat	.25	2	Tobacco	.20
5	Lard	.25	3	Meal	.30
5	Tobacco	.10	3	Oil	.15
5	Meal	.30	3	Sausage	.25
5	Soda	.05	3	Lard	.10
5		.30	5	Salt	.10
7	Arithmetic	.30	5	Hose	.15
7		.10	7	Hay	1.30
7	Flour	1.45	7	Oil	.15
7	Lard	.50	7	Baking powder	.25
7	Meal	.60	7	Shoes	1.15
7	Sausage	.25	7	Hose	.20
7	Dried apples	.20	8	Elastic	.25
7	Oranges	.05	8	Outing cloth	.20
7	Black pepper	.05	8	Tobacco	.10
7	Shoes	1.75	9	do.	.25
7	Oil	.15	9	Soap	.10
7	Tobacco	.05	9	Meal	.60
7		.25	9	Tobacco	.10
9	Cloth	.35	9	Crackers	.25
9	Tobacco	.10	11	Tobacco	.10
10	Thread	.05	12	Shoes	2.25
10	Tobacco	.05	12	Hose	.10
10	Oil	.15	12	Oil	.15
10	Tobacco	.10	12	Flour	1.45
10	Cloth	.35	12	Meat	.30
12	Meal	.30	12	Tobacco	.20
12	Tobacco	.05	12	Meat	1.00
13	Bran	1.25	12	Mustard	.10
13	Meat	.60	12	Powders	.15
14	Eggs	.05	15	Tobacco	.05
14	Dry goods	.39	15	do.	.10
15	Powders	.25	18	Meal	.25
15	Candy	.05	18	Tobacco	.20
15	Oil	.15	18	do.	.05
15	Bluing	.10	18	Oil	.15
15		.05	18	Hay	1.30
15	Pencil	.05	18	Bran	1.25
16	Tobacco	.20	18	Meal	.30
16	Flour	1.45	22	Dried peaches	.25
17	Hat	.50	22	Apples	.20
17	Cotton	.10	22		.10
17		.35	22	Coconut	.10
17	Headache powders	.10	22	Sugar	.50
17	Oilcloth	.70	23	Ribbon	.05
18	Irish potatoes	.25	23	Hat pins	.10
18	Onions	.10	23	Meal	.60
18	Oil	.15	23	Tobacco	.05
18	Tobacco	.10	23	Shoes	3.00
18	Pumpkin	.10	23	Hose	.30
21	Lard	.50	23	Blanket	2.00
21	Extract of lemon	.10	24	6 plates	.60
21	Soda	.05	24	Lard	.60
21	Bran	1.25	24	Cabbage	.15
21	Meal	.60	24	Turkey	2.15
21	Sausage	.25	24	Tobacco	.25
21	Tobacco	.10	24	Nuts	.70
21	Peanuts	.25	24	Oil	.15
23	Irish potatoes	.25	24		.05
23	Tobacco	.25	24	Mustard	.10
23	do.	.10	24	Ribbon	.10
24	2 hens, dressed	1.00	24	Dried peaches	.50
24	Knife	.50	28	Lard	.50
24	Tobacco	.05	28	Oil	.15
25	Oil	.15	28	Soda	.05
26	Thread	.05	28	Tobacco	.30



STORE ACCOUNT OF FAMILY NO. 6, SEPTEMBER TO DECEMBER, 1908—Concluded.

Date	Article.	Cost.	Date.	Article.	Cost.
Dec. 23	Nuts.....	\$0.40	Dec. 29	Steak.....	\$0.30
23	Cap.....	.25	30	Meal.....	.60
23	Crackers.....	.20	30	Turnips.....	.15
29	Meal.....	.30	30	Sausage.....	.25
29	Tobacco.....	.05	31	Mustard.....	.15
29	do.....	.10	31	White peas.....	.25
29	Onions.....	.05			
29	Sausage.....	.40		Total.....	35.50
29	Bran.....	1.25			

## FAMILY NO. 7.

This family represents that class of the cotton-mill workers where the father is idle. The father gave his occupation as that of a carpenter and estimated that he earned \$100 during the past year. An older son said: "You know the old man don't earn much. He don't work much."

The following shows the membership of the family with the age, occupation, and earnings of the different members:

## MEMBERSHIP AND INCOME OF FAMILY NO. 7, 1908.

Relationship.	Sex.	Age.	Occupation.	Industry.	Earnings during year.	Amount paid to family during year.
Husband.....	M.	43	Carpenter...	General.....	\$100.00	\$100.00
Wife.....	F.	46	Housekeeper	.....		
First child.....	M.	18	Doffer.....	Cotton.....	272.50	272.50
Second child.....	F.	16	Spinner.....	do.....	190.35	190.35
Third child (step).....	M.	16	Sweeper.....	do.....	205.85	205.85
Fourth child.....	F.	12	Spinner.....	do.....	132.50	132.50
Fifth child (step).....	F.	10	At school...	.....		
Sixth child.....	M.	8	do.....	.....		
Seventh child.....	M.	7	do.....	.....		
Eighth child.....	M.	7	do.....	.....		
Grandfather <sup>1</sup> .....	M.	Over 70	do.....	.....		
Total.....						901.20

<sup>1</sup> Disabled.

The family had suffered during the year from considerable illness. One of the girls lost six weeks because of pneumonia, and one of the little children was sick with malaria.

The amusements of the family are practically nothing. The older members attend cheap theaters and moving-picture shows once in a while, but each visit to the city takes street-car fare, and they can not go often.

They live in a five-room house for which they pay 90 cents a week rent. The house is poorly furnished. One room is called the "front room," but it is regularly used as a sleeping room. It contains a bed, a small table, and a dresser. The windows have shades, but no curtains. The room used for the general living room contains a bed, a



sewing machine, a trunk, and a few old chairs. The kitchen is furnished with a stove, a few cooking utensils, a table, and benches. The stove is so small that blocks are placed under the legs to make it high enough to be used comfortably in cooking. The table has chairs at each end and on one side. On the other side there is a homemade bench with the back broken off.

The family has a hard time to get along. During one of the visits to obtain the information for this study, a collector called to get a balance of 50 cents that he said had been owing for a long time. The mother told him she did not have the money to pay it. He insisted, but at length had to be satisfied with the promise that it would be paid on the next pay day. This was on pay day, and after he had gone the mother said that at this pay they did not draw a cent. They were indebted to the company for rent, fuel, and rations, and every cent had been retained to apply on account.

The expenditures of the family for the year are as follows:

## EXPENDITURES OF FAMILY NO. 7, 1908.

Item.	Amount.	Item.	Amount.
Food (including debt of \$19.78).....	\$409.78	Insurance.....	\$26.00
Rent.....	46.80	Lodge dues (burial union).....	9.60
Clothing.....	227.70	School books.....	3.90
Fuel.....	62.50	Church contributions.....	1.00
Light.....	12.30	Amusements.....	10.00
Tobacco.....	41.00	Sundries.....	9.00
Drinks.....	10.40	Barbering.....	5.15
Medicine.....	20.00	Gun.....	9.00
Doctor's bills.....	20.00		
		Total.....	1924.73

<sup>1</sup> The family also consumed pork and garden produce raised by themselves, valued at \$17.

The following table shows the clothing purchased for the different members:

## EXPENDITURES OF FAMILY NO. 7 FOR CLOTHING, 1908.

## MALES.

Article.	Father (age 43).		Son (age 18).		Son (age 16).		Son (age 8).		Son (age 7).		Son (age 7).	
	Num- ber.	Cost.	Num- ber.	Cost.	Num- ber.	Cost.	Num- ber.	Cost.	Num- ber.	Cost.	Num- ber.	Cost.
Suit.....	1	\$9.00	1	\$6.00	1	\$6.00	1	\$5.00	1	\$3.50	1	\$3.50
Do.....	1	11.00	1	6.00	1	6.00	1	3.50				
Trousers.....	3	6.00	2	2.00	2	2.00						
Shirts, colored.....	6	3.00	6	3.00	2	1.00	2	1.00	2	.60	2	.60
Overalls.....	1	1.00	2	1.00								
Underwear:												
Shirts.....	4	2.00	2	1.00			2	1.00				
Drawers.....	4	2.00	2	1.00					2	.40	2	.40
Shoes.....	3	6.00	6	12.00	3	6.00	2	4.00	2	4.00	2	4.00
Hat.....	2	3.00	2	3.00								
Cap.....									1	.25	1	.25
Collars.....	3	.45										
Neckties.....	2	1.00										
Suspenders.....	2	.50	3	.75								
Stockings.....	40	4.00	40	4.00	25	2.60	26	2.60	20	2.00	20	2.00
Total.....		48.95		39.75		23.60		17.10		10.75		10.75

## EXPENDITURES OF FAMILY NO. 7 FOR CLOTHING—Concluded.

## FEMALES.

Article.	Ready-made (material).	Not ready-made.					Total cost.
		Material.	Price per yard.	Number of yards.	Trim- mings.	Made at home.	
<b>MOTHER (AGE 46).</b>							
3 dresses.....		Calico.....	\$0.06½	30		Yes.	\$1.95
1 shoes.....							2.00
Total.....							3.95
<b>DAUGHTER (AGE 16).</b>							
1 dress.....		Persian lawn..	.25	8		Yes.	2.00
Do.....		Lawn.....	.10	8		Yes.	.80
4 dresses.....		Calico.....	.07½	32		Yes.	2.40
3 petticoats.....		Cotton goods..	.10	12		Yes.	1.20
4 drawers.....		do.....	.10	8		Yes.	.80
3 corset covers.....		Cotton gauze					.30
1 winter underwear		Cotton.....					1.00
1 hat (summer)							1.50
1 hat (winter)							2.00
40 stockings.....		Cotton.....					4.00
10 shoes.....							20.00
Ribbons, etc.							2.00
Handkerchiefs.....							.50
Total.....							38.50
<b>DAUGHTER (AGE 12).</b>							
1 dress.....		Lawn (white).	.15	6		Yes.	.90
Do.....		Gingham.....	.10	6		Yes.	.60
Do.....		Serge.....	.25	6		Yes.	1.50
5 petticoats.....		Cotton.....	.10	15		Yes.	1.50
4 drawers.....		Cotton goods..	.10	8		Yes.	.80
3 corset covers.....		Cotton gauze					.30
1 winter underwear		Cotton.....					1.00
1 hat (summer)							1.00
40 stockings.....							4.00
4 shoes.....							8.00
Ribbons, etc.							2.00
Handkerchiefs.....							.50
Total.....							22.10
<b>DAUGHTER (AGE 10).</b>							
1 dress.....		Gingham.....	.10	5		Yes.	.50
Do.....		Calico.....	.07	5		Yes.	.35
3 petticoats.....		Cotton.....	.10	9		Yes.	.90
4 drawers.....		do.....	.10	6		Yes.	.60
Winter underwear (shirt)							.40
1 hat (summer)							1.00
20 stockings.....							2.00
3 shoes.....							4.50
Ribbons, etc.							2.00
Total.....							12.25

The average value of food consumed per week per man unit for the year covered was \$1.06. The husband started to keep a menu, but found it too great a task and gave it up. It shows that the diet was very simple.



## MENU OF FAMILY NO. 7 FOR TWO DAYS.

*Monday.*

Breakfast: Meat, wheat bread, sugar and coffee, sirup, and fresh pork.

Dinner: Turnips and greens, corn bread and biscuit, boiled meat and fried meat, sirup.

Supper: Most always have enough left over for supper.

*Tuesday.*

We always have about the same diet, only at dinner change the greens of yesterday to cabbage. For supper we take it cold again.

The following is a short grocery account:

## GROCERY ACCOUNT OF FAMILY NO. 7 FOR SPECIFIED DATES.

Date.	Article.	Cost.	Date.	Article.	Cost.
1908.			1909.		
Dec. 7	Onions.....	\$0.05	Jan. 5	Onions.....	\$0.25
7	Vinegar.....	.10	5	Crackers.....	.05
7	Lard.....	.25	5	Tobacco.....	.15
7	Tobacco.....	.15	5	Snuff.....	.10
7	Snuff.....	.10	5	Thread.....	.05
7	Turnips.....	.05	7	Meal.....	.30
7	Collards.....	.10	7	Peas.....	.25
7	Pork.....	.70	7	Soap and washing powder.....	.10
1909.			7	Snuff.....	.10
Jan. 2		.10	7	Tobacco.....	.10
2	Snuff.....	.10	7	Onions.....	.05
2	Oil.....	.15	7	Vinegar.....	.10
2	Coffee.....	.25	7	Coffee.....	.25
2	Sirup.....	.40	7	Peas.....	.25
2	Tobacco.....	.25	7		.10
4	Overalls.....	.50		Total.....	7.20
5	Flour.....	1.45			
5	Baking powder.....	.25			

## FAMILY NO. 8.

This family has a very hard time to get along. The father works steadily and has even worked overtime, but the children are not regular workers. The membership of the family, and the age, occupation, and earnings of the members are shown in the following table:

## MEMBERSHIP AND INCOME OF FAMILY NO. 8, 1908.

Relationship.	Sex.	Age.	Occupation.	Industry.	Earnings during year.	Amount paid to family during year.
Husband.....	M.	51	Watchman.....	Cotton	\$344.30	\$344.30
Wife.....	F.	33	Housekeeper.....			
First child.....	M.	18	Doffer.....	Cotton	61.15	61.15
Second child.....	F.	16	Spinner.....	do.	114.40	114.40
Third child.....	M.	15	Doffer.....	do.	167.30	167.30
Fourth child.....	F.	13	Spinner.....	do.	25.35	25.35
Fifth child.....	M.	8	At home.....			
Sixth child.....	F.	6	do.....			
Seventh child.....	M.	2	do.....			
Eighth child.....	M.	1	do.....			
Boarder and lodger.....	F.	17				120.00
Do.....	F.	14				120.00
Total.....						752.50

<sup>1</sup> Board and lodging for 8 weeks.

In addition to the above income, the family received \$18 from milk and butter, making the total income \$770.50.



The health of the family has been only fair. The father has erysipelas, and lost about three weeks. The youngest child is ill, and at the present time its head and arms are covered with sores, giving it a frightful appearance. The oldest boy does not appear to be strong.

They live in a four-room house, for which they pay \$1.50 per week rent. The house was dirty and very poorly furnished. The most striking appearance was its bareness. A sewing machine appeared to be the only article that was not of absolute necessity.

The family has saved nothing, and is in debt a small amount to the company store for rations. The wife said that over two years ago they moved away from the present mill, thinking that they could do better. Sickness and loss of work put them in debt. At length they borrowed \$72 from the present company and moved back here. This was about two years ago. In the two years since they have repaid this loan. The mother also said that her mother, who lived in Columbus, Ga., about 100 miles distant, was sick and not expected to live, but that she was unable to go to see her, for she did not have the money and could not get it.

The following shows the expenditures of the family during the past year:

EXPENDITURES OF FAMILY NO. 8, 1908.

Item.	Amount.	Item.	Amount.
Food (including debt of \$21.18).....	\$400.00	Doctor's bills (debt).....	\$5.00
Rent.....	78.00	Lodge dues (burial union).....	10.80
Clothing.....	136.32	Newspapers.....	6.25
Fuel.....	43.50	Sundries.....	19.60
Light.....	7.20		
Tobacco.....	30.00	Total.....	\$746.67
Medicine.....	10.00		

Not including \$23.06 paid in settlement of debt for preceding year.

The following table shows the expenditures for clothing purchased for the different members of the family:

EXPENDITURES OF FAMILY NO. 8 FOR CLOTHING, 1908.

MALES.

Article.	Father (age 51).		Son (age 18).		Son (age 15).		Son (age 8).		Son (age 2).		Son (age 1).	
	Number.	Cost.	Number.	Cost.	Number.	Cost.	Number.	Cost.	Number.	Cost.	Number.	Cost.
Suit.....			1	\$5.00	1	\$5.00	1	\$2.50				
Trousers.....	2	\$2.00					4	1.00				
Waists.....												
Shirts, colored.....	6	1.50	6	1.50	4	2.00						
Overalls.....	3	1.50	2	1.00	1	.50						
Underwear, shirts.....	2	1.00	2	1.00	2	1.00	2	.50				
Underwear, drawers.....	2	1.00	2	1.00	2	1.00	2	.50				
Shoes.....	3	6.00	6	12.00	4	6.00	4	6.00				
Hat.....	1	1.00										
Cap.....			2	.50	2	.50						
Suspenders.....	2	.50	2	.50	2	.50						
Stockings.....	40	4.00	40	4.00	30	3.00	20	2.00				
Dresses.....										\$3.00		\$3.00
Total.....		18.50		26.50		19.50		12.50		3.00		3.00

## EXPENDITURES OF FAMILY NO. 8 FOR CLOTHING, 1908—Concluded.

## FEMALES.

Article.	Ready-made (material).	Not ready-made.						Total cost.
		Material.	Price per yard	Num- ber of yards.	Trim- mings.	Made at home.	Cost of mak- ing dress.	
<b>MOTHER (AGE 33).</b>								
2 waists.....		Gingham.....	\$0.10	3		Yes		\$0.30
4 dresses.....		Calico.....	.07½	28		Yes		2.10
4 drawers.....		Cotton.....	.06	8				.48
2 winter underwear (shirts) ..								.50
1 nightgown.....		Cotton.....						.25
10 stockings.....								1.00
1 shoes.....								2.00
Total.....								6.63
<b>DAUGHTER (AGE 16).</b>								
6 dresses.....		Calico.....	.07½	48		Yes		3.60
1 dress.....		Lawn.....	.10	8		Yes		.80
2 petticoats.....		Cotton.....	.06	5		Yes		.30
4 drawers.....		do.....	.06	8		Yes		.48
2 winter underwear (drawers and shirts).....								.50
1 nightgown.....		Cotton.....	.06	4		Yes		.24
Hat (summer).....								1.50
40 stockings.....								4.00
4 shoes.....								8.00
Total.....								19.42
<b>DAUGHTER (AGE 13).</b>								
4 dresses.....		Calico.....	.07½	24		Yes		1.80
1 dress.....		Lawn.....	.10	6		Yes		.60
4 drawers.....		Cotton.....	.06	6		Yes		.36
2 winter underwear (shirts) ..								.50
1 nightgown.....		Cotton.....						.25
1 hat (winter).....								1.50
40 stockings.....								4.00
6 shoes.....								9.00
Ribbons, etc.....								.50
Total.....								18.51
<b>DAUGHTER (AGE 6).</b>								
2 dresses.....		Calico.....	.07½	8		Yes		.60
1 dress.....		Lawn.....	.10	2		Yes		.20
3 drawers.....		Cotton.....	.06	3½		Yes		.21
Winter underwear (suit).....								.50
1 hat (summer).....								.50
20 stockings.....								2.00
3 shoes.....								4.50
1 gloves.....								.25
Total.....								8.76

The menu was obtained for only two days, because none of the members could write well enough to keep it. It shows a very meager diet.

## MENU OF FAMILY NO. 8 FOR SIX MEALS.

*First day.*

Breakfast: Fresh pork, biscuit, coffee.

Dinner: Biscuit, side meat, coffee.

Supper: Boneless ham, biscuit, coffee.



Second day.

Breakfast: Bread, salmon, eggs (only 6), coffee.  
 Dinner: Bread, side meat, coffee.  
 Supper: Boneless ham, biscuit, coffee.

The grocery account of the family for four weeks is as follows:

STORE ACCOUNT OF FAMILY NO. 8 FOR FOUR WEEKS, NOVEMBER 21 TO DECEMBER 22, 1908.

Date.	Article.	Cost.	Date.	Article.	Cost.
Nov. 21	Castor oil.....	\$0.30	Dec. 4	Apples.....	\$0.10
21	Cough sirup.....	.25	4	Meat.....	.50
21	.....	.25	4	Beans.....	.20
21	.....	.10	4	.....	.40
23	Pickles.....	.10	4	Cough medicine.....	.25
23	Bread.....	.10	4	.....	.05
23	.....	.50	6	Flour.....	1.45
23	Cheese.....	.45	6	Baking powder.....	.25
23	Thread.....	.05	6	Meat.....	1.00
23	Sugar.....	.10	6	Lard.....	.65
24	Sweet potatoes.....	.25	6	Coffee.....	.35
24	Tobacco.....	.20	6	Meat.....	.30
24	Eggs.....	.30	6	Pants.....	1.00
24	Butter.....	.30	6	.....	.50
24	.....	.05	6	Hose.....	.20
24	.....	.10	6	Oil cloth.....	.60
24	Oil.....	.10	6	.....	.50
24	B. H. A.....	.25	6	Turnips.....	.10
24	.....	.25	6	Tobacco.....	.30
25	Apples.....	.10	6	Snuff.....	.10
25	Snuff.....	.10	6	Calico.....	.60
25	Salt.....	.05	6	Thread.....	.05
25	Soap.....	.05	7	Oil.....	.15
25	Crackers.....	.05	7	Meat.....	.25
27	Tobacco.....	.10	7	Pork.....	.25
27	Ham.....	.35	8	Irish potatoes.....	.20
27	Butter.....	.30	8	Corn.....	.30
27	Flour.....	1.45	8	Onions.....	.05
27	Baking powder.....	.25	8	.....	.15
27	Sirup.....	.35	8	Sirup.....	.35
27	Apples.....	.15	8	Pigs' feet.....	.20
27	Meat.....	.35	9	Meat.....	.55
27	Tobacco.....	.15	9	Salt.....	.05
27	Meat.....	.50	9	.....	.25
27	Turnips.....	.10	9	Meat.....	.25
27	Sweet potatoes.....	.25	9	Lard.....	.25
27	Coffee.....	.35	9	Hose.....	.10
27	Steak.....	.25	9	Tobacco.....	.05
30	Calico.....	.66	10	Soap.....	.10
30	Thread.....	.05	10	Turnips.....	.10
30	Tobacco.....	.10	10	Pants.....	.65
30	Pork.....	.25	10	.....	.15
30	Overalls.....	1.00	11	Irish potatoes.....	.25
30	Soap.....	.25	11	Collards.....	.10
30	Snuff.....	.10	11	Soap and Pearline.....	.25
30	.....	.50	11	.....	.10
30	Apples.....	.10	11	Meat.....	.50
30	Sugar.....	.10	11	Meat.....	.25
30	Flour.....	.50	11	Pickles.....	.20
			11	Raisins.....	.15
			12	Flour.....	1.45
	Total.....	13.11	12	Baking powder.....	.25
			12	Lard.....	.65
Dec. 1	Oil.....	.15	12	Meat.....	1.00
1	Turnips.....	.10	12	Coffee.....	.35
1	Sweet potatoes.....	.25	12	Pork.....	.25
1	Meat.....	.25	12	Snuff.....	.10
1	Tobacco.....	.20	12	.....	.10
1	Salmon.....	.20	12	.....	.50
1	Apples.....	.10	12	Cheese.....	.45
1	Eggs.....	.18	12	Undershirts.....	1.00
3	.....	.25	12	Potatoes.....	.25
3	Collards.....	.10	12	.....	.50
3	Gold Dust.....	.10	12	Cloth.....	2.00
3	Butter.....	.30	12	Thread.....	.10
3	Sugar.....	.10	12	Beans.....	.20
3	Cheese.....	.35	14	Hominy.....	.20
3	Tobacco.....	.05	14	Pickles.....	.25
4	Eggs.....	.35	14	.....	.10
4	.....	.25	14	Talcum powder.....	.15



## STORE ACCOUNT OF FAMILY NO. 8 FOR FOUR WEEKS, NOVEMBER 21 TO DECEMBER 22, 1908—Concluded.

Date.	Article.	Cost.	Date.	Article.	Cost.
Dec. 14	Pork.....	\$0.65	Dec. 17	Tobacco.....	\$0.05
14	Grits.....	.05	18	Apples.....	.05
14	Tobacco.....	.05	18	Collards.....	.15
15	Butter beans.....	.30	18	Snuff.....	.10
15	Sugar.....	.10	18	Thread.....	.05
15	Onions.....	.05	18	Meal.....	.05
15	Apples.....	.10	18	.....	.05
15	.....	.50	18	.....	.05
15	Sirup.....	.20	18	.....	.05
15	Sugar.....	.10	18	Nuts.....	.20
15	Onions.....	.05	18	Pork.....	.25
15	Apples.....	.10	18	Cheese.....	.20
15	.....	.50	18	Ketchup.....	.10
16	Beans.....	.20	19	Flour.....	1.45
16	Butter.....	.25	19	Baking powder.....	.25
16	.....	.45	19	Coffee.....	.35
16	.....	.25	19	Meat.....	1.00
16	Ribbon.....	.10	19	Lard.....	.65
16	Thread.....	.05	19	Tobacco.....	.20
16	Lamp globe.....	.30	22	Oil.....	.05
16	Lamp w ck.....	.05	22	.....	.10
16	Oil.....	.15	22	Butter beans.....	.30
16	.....	.50	22	Snuff.....	.10
16	Butter.....	.25	22	Tobacco.....	.20
16	Tobacco.....	.20	22	Eggs.....	.70
17	Meat.....	.50	22	Sugar.....	.25
17	Turnips.....	.10	22	.....	.30
17	Meat.....	.25	22	Pork.....	1.15
17	.....	.40	22	Tobacco.....	.05
17	Lard.....	.25			
17	.....	.05		Total.....	44.23

## FAMILY NO. 9.

This family came to the cotton mill a number of years ago, but on January 1, 1909, they returned to the farm. The mother said that they could only make a living here, and they were now going to try it on the farm.

The following shows the membership of the family and the age, occupation, and earnings of the members:

## MEMBERSHIP AND INCOME OF FAMILY NO. 9, 1908.

Relationship.	Sex.	Age.	Occupation.	Industry.	Earnings during year.	Amount paid to family during year.
Husband.....	M.	63	None.....	.....	.....	.....
Wife.....	F.	57	Housekeeper.....	.....	.....	.....
First child.....	F.	23	Weaver.....	Cotton..	\$321.35	\$321.35
Second child.....	F.	18	Spinner.....	do.....	237.40	237.40
Third child.....	M.	14	Doffer.....	do.....	149.30	149.30
Total.....						708.05

In addition to the above the family received \$18 from sale of butter and milk, making the total \$726.05.

The family lived in a five-room house, for which was paid \$1.15 rent per week. One room had been set aside for a front room. It did not contain a bed, but was neatly furnished with a few chairs,

a table, pictures, and an organ. The floor was covered with matting. The whole house had a cheery look, quite different from that of most of the cotton-mill families.

The health of the family was good, none of the members having had any sickness during the year. Their only amusements are attending church and Sunday school and occasional visits to the city.

The family moved to the country before complete information for the study had been obtained.

The following are the expenditures so far as obtained:

## EXPENDITURES OF FAMILY NO. 9, 1908.

Item.	Amount.	Item.	Amount.
Food.....	(1)	Lodge dues.....	\$6.00
Rent.....	\$59.80	Church contributions.....	12.00
Clothing.....	(1)	Amusements.....	(1)
Fuel.....	43.50	Sundries.....	12.00
Light.....	12.00	Cow feed.....	50.00
Tobacco.....	12.40		
Drinks.....	10.90	Total.....	\$ 229.60
Medicine.....	11.00		

<sup>1</sup> Not reported.

<sup>2</sup> Not including food, clothing, and amusements not reported.

The store account was as follows:

## STORE ACCOUNT OF FAMILY NO. 9, MAY AND AUGUST, 1908.

Date.	Article.	Cost.	Date.	Article.	Cost.
May 2	Bananas.....	\$0.10	May 8	Tobacco.....	\$0.10
2	Apples.....	.05	9	Ham.....	.60
2	Undervest.....	.10	9	Meat.....	.55
2	Meat.....	.25	9	Salt.....	.10
2	Peaches.....	.10	9	.....	.10
2	Flour.....	1.45	9	Lard.....	.25
2	Meal.....	.25	9	Starch.....	.10
2	.....	.25	9	Beans.....	.15
2	Sausage.....	.25	9	Snuff.....	.10
2	Apples.....	.15	9	.....	.10
2	Snuff.....	.10	9	.....	.10
2	.....	.10	11	Ham.....	.20
2	.....	.10	11	Tobacco.....	.05
2	Beans.....	.30	11	Bread.....	.05
2	.....	.10	11	Lining.....	.32
2	Pastime.....	.15	11	Thread.....	.05
2	Lard.....	.25	12	Bread.....	.05
2	Pills.....	.05	12	Snuff.....	.10
4	Coca Cola.....	.05	12	Onions.....	.05
4	Matches.....	.05	12	.....	.10
4	Meat.....	.50	12	Irish potatoes.....	.10
5	Coca Cola.....	.10	12	Meal.....	.25
5	Snuff.....	.05	13	Coca Cola.....	.05
5	.....	.15	13	Pills.....	.20
5	Onions.....	.05	13	Powders.....	.10
6	Apples.....	.05	13	Coca Cola.....	.05
6	Pain pills.....	.20	14	do.....	.05
6	Meat.....	.10	14	do.....	.05
6	Bread.....	.05	14	Lard.....	.25
7	.....	.10	14	Beans.....	.15
7	Tobacco.....	.05	14	Pastime.....	.15
7	Syrup.....	.15	15	Coca Cola.....	.05
7	Irish potatoes.....	.10	15	Beans.....	.10
8	Coca Cola.....	.05	15	Coconut.....	.10
8	Citron.....	.15	16	Peaches.....	.60
8	Bread.....	.05	16	Flour.....	1.45
8	Cabbage.....	.05	16	Baking powder.....	.15



## STORE ACCOUNT OF FAMILY NO. 9, MAY AND AUGUST, 1908—Continued.

Date.	Article.	Cost.	Date.	Article.	Cost.
May 16	Sausage.....	\$0.25	Aug. 1	.....	\$0.05
16	Meat.....	.25	1	.....	.10
16	.....	.10	1	Cheese.....	.10
16	Vase.....	.15	1	Medicine.....	.85
16	Preserves.....	.20	1	Pills.....	.25
16	Crackers.....	.20	1	Apples.....	.15
16	Lard.....	.25	1	Lard.....	.25
16	Tobacco.....	.05	1	Bread.....	.05
16	Matches.....	.05	1	Cabbage.....	.10
18	Coca Cola.....	.05	1	Corn.....	.10
18	Cream.....	.05	1	Tobacco.....	.10
18	Bread.....	.05	1	.....	.10
18	Cabbage.....	.10	1	Onions.....	.05
18	Vinegar.....	.05	3	Powder.....	.05
18	Peaches.....	.15	3	.....	.05
18	Soap and powder.....	.25	3	Hulls.....	.65
18	Meal.....	.25	3	Starch.....	.05
19	Coca Cola.....	.05	4	Meat.....	.20
19	Hay.....	.40	4	Crackers.....	.05
19	Bread.....	.05	4	Soap.....	.05
19	Crackers.....	.20	4	Oil.....	.10
19	Coffee.....	.15	5	Dope.....	.05
19	Snuff.....	.10	5	.....do.....	.05
19	.....	.10	5	Meat.....	.25
20	Meat.....	.50	5	Meal.....	.30
20	Bread.....	.05	5	Peas.....	.10
20	Tobacco.....	.05	5	Onions.....	.05
21	Potatoes.....	.10	5	Flannel.....	.90
21	Crackers.....	.10	5	Thread.....	.05
21	Bacon.....	.10	5	Tobacco.....	.10
21	Coca Cola.....	.10	7	.....	.05
21	.....do.....	.05	8	Steak.....	.15
21	Hose.....	.40	8	Oil.....	.15
21	Steak.....	.13	8	.....	.05
21	Meat.....	.20	8	Pins.....	.05
21	Lard.....	.25	8	Ribbon.....	.05
21	Tobacco.....	.10	10	Thread.....	.05
21	Oil.....	.15	10	Soap.....	.25
21	Bread.....	.05	10	Starch.....	.05
21	Tobacco.....	.05	10	Acid.....	.05
23	Bread.....	.05	10	Meal.....	.30
23	Peaches.....	.10	11	.....	.05
23	Ham.....	.10	11	Cream.....	.10
23	.....do.....	.15	11	.....	.10
23	Undervest.....	.10	11	Matches.....	.05
23	Ham.....	.40	11	Meat.....	.25
23	.....do.....	.25	11	Snuff.....	.10
23	.....	.05	11	Tobacco.....	.05
23	Picalilli.....	.10	12	Hulls.....	.65
23	Crackers.....	.10	13	Meat.....	.25
23	Sugar.....	.25	13	.....	.10
23	Peaches.....	.20	13	Beans.....	.10
23	Snuff.....	.10	14	Steak.....	.20
23	Meal.....	.30	14	Chickens.....	.70
23	Preserves.....	.20	14	Tobacco.....	.05
23	Can corn.....	.10	15	.....	.05
23	.....	.25	15	Pork.....	.25
23	Salt.....	.05	15	Crackers.....	.20
23	Irish potatoes.....	.10	15	Flour.....	1.45
25	Starch.....	.10	15	Baking powder.....	.25
25	Bluing.....	.05	15	Meal.....	.30
26	Tobacco.....	.05	15	Meat.....	.25
26	Beets.....	.10	15	Soda.....	.05
26	Meat.....	.25	15	Sugar.....	.25
26	Beans.....	.30	15	Cabbage.....	.05
27	Coca Cola.....	.05	15	Irish potatoes.....	.10
27	Peaches.....	.10	15	Lard.....	.25
27	Sloan lye.....	.25	17	.....	.05
27	Pain pills.....	.20	17	Coffee.....	.15
27	Sausage.....	.15	17	Meat.....	.10
27	Cheese.....	.05	17	Snuff.....	.10
27	Crackers.....	.05	17	Cottonseed meal.....	1.45
28	Quinine.....	.10	18	Snuff.....	.10
28	Seidlitz powders.....	.10	18	Meat.....	.55
28	Steak.....	.10	18	.....	.08
28	Lard.....	.25	19	Coca Cola.....	.05
28	Coffee.....	.15	21	Candy.....	.05
28	Beans.....	.20	21	Tobacco.....	.05
28	Lemons.....	.05	21	Okra.....	.05
			21	Beans.....	.10
	Total.....	25.70	22	.....	.10
			22	.....	.05



## STORE ACCOUNT OF FAMILY NO. 9, MAY AND AUGUST, 1908—Concluded.

Date.	Article.	Cost.	Date.	Article.	Cost.
Aug. 22	Pills.....	\$0.25	Aug. 25	Bucket.....	\$0.25
22	Meat.....	.10	25	Sweet potatoes.....	.10
22	do.....	.30	26	.....	.05
22	Crackers.....	.05	26	Melon.....	.10
22	Ham.....	.05	26	.....	.05
22	.....	.10	27	Corn.....	.10
22	Bread.....	.05	28	.....	.05
22	Sugar.....	.25	28	Tobacco.....	.05
22	Starch.....	.05	28	Meat.....	.10
22	Beans.....	.10	28	Irish potatoes.....	.05
22	Meat.....	.50	29	Hulls.....	1.15
22	Potatoes.....	.10	29	Meat.....	.15
22	Corn.....	.10	29	Tomatoes.....	.10
22	Oil.....	.15	29	Melon.....	.10
22	Lard.....	.25	29	Meal.....	.60
22	Meal.....	.30	29	Meat.....	.40
22	Suspenders.....	.25	29	.....	.10
24	Coca Cola.....	.05	29	.....	.30
24	Bran.....	1.20	31	.....	.05
24	Hulls.....	.60	31	.....	.10
24	Tobacco.....	.05	31	Tobacco.....	.05
24	Snuff.....	.15	31	Lard.....	.25
24	.....	.10	31	Potatoes.....	.05
24	Coca Cola.....	.05			
25	Peas.....	.10		Total.....	25.28

## FAMILY NO. 10.

The father in this family is a second hand in the mill. He and a daughter 15 years of age earn all that the family has to live on.

The following table gives the membership of the family, and the age, occupation, and earnings of the members:

MEMBERSHIP AND INCOME OF FAMILY No. 10 1908.

Relationship.	Sex.	Age.	Occupation.	Indus-try.	Earn-ings during year.	Amount paid to family during year.
Husband.....	M.	36	Second hand.....	Cotton	\$518.40	\$518.40
Wife.....	F.	35	Housekeeper.....			
First child.....	F.	15	Spare hand.....	Cotton	205.85	205.85
Second child.....	M.	13	At school.....			
Third child.....	M.	10	do.....			
Fourth child.....	F.	5	At home.....			
Fifth child.....	M.	3	do.....			
Sixth child.....	M.	2	do.....			
Grandmother <sup>1</sup> .....	F.	75				
Total.....						724.25

Disabled.

The value of the garden vegetables raised and consumed by this family is estimated at \$10.

The mother said that they were unable to save any money, and that they were in debt to the company store. Examination of their account showed that they were owing the company \$39.12.

They live in a four-room house, for which they pay \$1.50 per week rent. The house was plainly furnished with old and cheap furniture. The floors did not have any covering and there were no curtains or shades at the windows. All of the members of the family

are in good health, though the mother was ill for some time as the result of a miscarriage.

The amusements are simple; trips to the city and visits to the moving-picture shows are practically the only diversions.

The study of the family could not be completed because the father purchased all the clothing, and when he was seen he refused to tell anything about how much he had purchased.

The family expenditures were all reported, except the amount spent for clothing, and were as follows:

## EXPENDITURES OF FAMILY NO. 10, 1908.

Item.	Amount.	Item.	Amount.
Food (including debt of \$39.12).....	\$387.92	Doctor's bills.....	\$15.00
Rent.....	78.00	Lodge dues.....	16.80
Clothing.....	(1)	Newspaper.....	6.25
Fuel.....	40.75	Church contributions.....	3.00
Light.....	9.60	Amusements.....	4.00
Tobacco.....	12.30	Sundries.....	9.30
Drinks.....	(1)		
Medicine.....	5.00	Total.....	\$587.92

<sup>1</sup> Not reported.

<sup>2</sup> Not including clothing and drinks, not reported, but including debt of \$39.12 for food.

The average value of food consumed per week per man unit for the year covered was \$1.11. The following is the grocery account for August, 1908:

## STORE ACCOUNT OF FAMILY NO. 10 FOR AUGUST, 1908.

Date.	Article.	Cost.	Date.	Article.	Cost.
Aug. 1	Thread.....	\$0.05	Aug. 8	Irish potatoes.....	\$0.10
1	Soap and powder.....	.10	8	Soap.....	.05
1	Ham.....	.40	8	Tobacco.....	.05
1	Sugar.....	.25	8	Apples.....	.05
1	Potatoes.....	.10	8	Flour.....	.75
1	Flour.....	1.45	8	Powder.....	.15
1	Baking powder.....	.25	8	Peas.....	.20
1	Lard.....	1.15	8	Meat.....	.25
1	Meat.....	.50	10	Ham.....	.15
1	Melon.....	.15	10	Steak.....	.15
1	Coffee.....	.15	10	Candy.....	.05
1	Tobacco.....	.10	10	Potatoes.....	.05
1	Meat.....	.10	11	Steak.....	.15
1	Calico.....	.15	11	Tobacco.....	.05
1	Skirt.....	.50	11	Crackers.....	.05
1	Comb.....	.25	11	Meat.....	.25
1	Ribbon.....	.15	11	Steak.....	.10
1	Pants.....	1.00	11	Apples.....	.05
2	Salt.....	.05	11	Rice.....	.05
2	Tobacco.....	.05	12	Lard.....	.25
4	Thread.....	.05	12	Steak.....	.15
4	Peas.....	.20	12	Pears.....	.20
4	Potatoes.....	.10	12	Potatoes.....	.05
4	Ham.....	.05	12	Soap.....	.05
4	Soap.....	.05	13	Black pepper.....	.05
4	Sirup.....	.10	13	Salt.....	.05
5	Oil.....	.15	13	Starch.....	.05
5	Meat.....	.25	13	Ham.....	.25
5	Eggs.....	.10	13	Tobacco.....	.05
6	Potatoes.....	.10	14	Meat.....	.25
7	Steak.....	.15	14	Soap and Pearlina.....	.10
7	Pearline.....	.05	14	Thread.....	.05
7	Thread.....	.05	15	Tobacco.....	.05
8	Chicken.....	.30	15	Ham.....	.40
8	Ham.....	.13	15	.....	.10
8	Coffee.....	.15	15	Flour.....	1.45
8	Sweet potatoes.....	.15	15	Powder.....	.25



STORE ACCOUNT OF FAMILY NO. 10 FOR AUGUST, 1908—Concluded.

Date.	Article.	Cost.	Date.	Article.	Cost.
Aug. 15	Lard.....	\$1.15	Aug. 24	Salmon.....	\$0.10
15	Meal.....	.15	24	Cheese.....	.35
15	Eggs.....	.25	24	Soda.....	.05
15	Irish potatoes.....	.10	25	Salmon.....	.10
15	Snuff.....	.05	25	Snuff.....	.10
15	Thread.....	.05	25	Tobacco.....	.05
15	Starch.....	.05	25	Beef.....	.25
15	Calico.....	.18	25	Peas.....	.20
17	Potatoes.....	.10	25	Tobacco.....	.05
17	Meat.....	.25	25	Irish potatoes.....	.10
18	Oil.....	.15	25	Hose.....	.25
18	Soap.....	.05	26	Lard.....	.25
18	Ham.....	.25	26	Oil.....	.15
18	Apples.....	.10	26	Pork.....	.15
18	Peas.....	.20	26	Flour.....	.75
18	Steak.....	.15	26	Ham.....	.05
19	Cheese.....	.20	26	Potatoes.....	.15
19	Coffee.....	.15	26	Steak.....	.15
19	Ham.....	.13	27	Eggs.....	.10
19	Matches.....	.05	27	Sausage.....	.13
19	Eggs.....	.10	27	Coffee.....	.15
19	Peaches.....	.10	27	Peas.....	.10
19	Potatoes.....	.10	27	Salt.....	.05
19	Jelly.....	.10	28	Sugar.....	.10
19	Snuff.....	.05	28	Tobacco.....	.05
20	Peas.....	.20	28	Soap.....	.05
20	Steak.....	.15	28	Eggs.....	.05
20	Sausage.....	.25	28	Beef.....	.15
21	do.....	.10	28	Pork.....	.15
21	Jelly.....	.10	29	Meal.....	.60
21	Potatoes.....	.05	29	Sweet potatoes.....	.35
21	Steak.....	.15	29	Lard.....	.25
22	Melon.....	.20	29	Meat.....	.25
22	Cabbage.....	.06	29	Cabbage.....	.15
22	Postum.....	.25	29	Salt.....	.05
22	Thread.....	.05	29	Pork.....	.25
22	Eggs.....	.10	29	Peas.....	.10
22	Flour.....	.75	30	Candy.....	.05
22	Baking powder.....	.15	30	Cheese.....	.20
22	Meat.....	.25	30	Ham.....	.05
22	Salmon.....	.10	30	Steak.....	.15
22	Sweet potatoes.....	.35	30	Beans.....	.05
22	Irish potatoes.....	.10	30	Tobacco.....	.05
22	Calico.....	.15	30	Sugar.....	.10
24	Sausage.....	.13	30	Flour.....	.75
24	Soap.....	.05	30	Baking powder.....	.15
24	Candy.....	.05	30	Pork.....	.15
24	Cabbage.....	.05	30	Sausage.....	.15
24	Hose.....	.20			
24	Lard.....	.25		Total.....	32.16



## FAMILY NO. 11.

This family has a cow which furnishes them with plenty of milk and butter, and enables them sometimes to increase their income by selling milk to their neighbors.

The membership of the family and the age, occupation, and earnings of the members are shown in the following table:

MEMBERSHIP AND INCOME OF FAMILY NO. 11, 1908.

Relationship.	Sex.	Age.	Occupation.	Indus-try.	Earn-ings during year.	Amount paid to family during year.
Husband.....	M.	52	Opener.....	Cotton	\$229.02	\$229.02
Wife <sup>1</sup> .....						
First child.....	F.	22	Housekeeper		46.69	46.69
Second child.....	F.	18	Spinner.....	Cotton	197.20	197.20
Third child.....	M.	16	Doffer.....	do.	140.59	140.59
Fourth child.....	M.	15	do.....	do.	104.04	104.04
Fifth child.....	M.	13	do.....	do.	55.94	55.94
Sixth child.....	F.	10	At school.....			
Seventh child.....	M.	9	do.....			
Son-in-law.....	M.					\$40.00
Total.....						813.48

<sup>1</sup> Deceased.<sup>2</sup> Board for 4 months.

The eldest girl was married during the year, but she came home to keep house for her father. Her husband pays board to the family. The 15 and 13 year old boys attended school for a part of the year. The 16-year-old boy had pneumonia and was unable to work for 3 months.

The family occupies a four-room house and pays \$3 per month rent. They have none but the most necessary furniture, and no carpets, curtains, or rugs. Their chief diversion is going to preaching and Sunday school.

The annual expenditures of the family are as follows:

EXPENDITURES OF FAMILY NO. 11, 1908.

Item.	Amount.	Item.	Amount.
Food.....	\$306.80	Insurance.....	\$31.20
Rent.....	36.00	Amusements.....	5.20
Clothing.....	131.00	Cow feed.....	50.00
Fuel.....	31.00	Washing.....	26.00
Light.....	13.00	Sundries.....	5.72
Tobacco.....	4.00	Miscellaneous.....	30.26
Medicine.....	16.80		
Doctor's bills.....	15.00	Total.....	701.98

No details for clothing purchased for each member of the family are given, but the items for clothing included in the store account show an expenditure of \$60.66 for 24 weeks; from this an estimate was made for the year. It was learned from the family that each member wore out 4 pairs of shoes during the year. For approximately one-half of

the year 17 pairs of shoes were bought for the 8 members in the family, the total expenditure for which was \$33.05, a little more than half of the total outlay for clothing. The father mends all of the shoes, buying the leather and nails at the company store.

All minor illnesses are treated by the family, as can be seen from the expenditure for medicine in the analysis of the account.

The average value of food consumed per week per man unit (including milk and butter from cow) for the year covered was \$1.19. Following is the menu of this family for three days:

MENU OF FAMILY NO. 11 FOR 3 DAYS.

*April 13.*

Breakfast: Eggs, coffee (with sugar and milk), biscuit, butter.  
 Dinner: Pork and beans, corn bread, biscuit, onions, coffee, milk, butter.  
 Supper: Sausage, biscuit, butter, milk.

*April 14.*

Breakfast: Ham, coffee (with sugar and milk), biscuit, butter.  
 Dinner: Turnip greens with meat, sausage, biscuit, corn bread, coffee, milk, butter.  
 Supper: Fried shoulder, biscuit, butter, coffee, milk.

*April 15.*

Breakfast: Eggs, fried shoulder, coffee (with sugar and milk), biscuit, butter.  
 Dinner: Liver and onions, cheese, sweet-potato pie, corn bread, biscuit, coffee, milk, butter.

This family did practically all of their trading at the company store and a complete itemized account for 24 weeks was obtained. This includes their expenditures for food, clothing, light, tobacco, medicine, sundries, candy, and gum. The following is the account:

STORE ACCOUNT OF FAMILY NO. 11 FOR 24 WEEKS, 1908.

Date.	Article.	Cost.	Date.	Article.	Cost.
Jan. 1	Bacon.....	\$0.50	Feb. 8	Sausage.....	\$0.25
1	Lard.....	.25	8	Eggs.....	.25
1	Gold Dust.....	.25	10	do.....	.25
1	Soap.....	.25	11	Cloth.....	.54
1	Baking powder.....	.25	11	Lace.....	.05
1	Pencil.....	.05	11	Eggs.....	.38
1	Safety pins.....	.15	11	Sauce.....	.13
1	Meat.....	.30	11	Oil.....	.30
1	Pork.....	.30	11	Cheese.....	.20
1	Steak.....	.30	11	Pork.....	.16
2	do.....	.30	11	Sausage.....	.15
2	Meat.....	.25	11	Pants.....	.50
2	do.....	.15	11	Tomatoes.....	.10
7	Lamp burners.....	.50	12	LoIn.....	.30
7	Pork chops.....	.16	22	Coffee.....	.25
	Total.....	3.96	22	Tomatoes.....	.20
Feb. 5	Cough remedy.....	.25	22	Eggs.....	.24
5	Medicine.....	.25	22	Pork.....	.90
6	Meat.....	.25	22	Pins.....	.15
6	do.....	.13	22	Pants.....	.75
7	Eggs.....	.14	24	Tomatoes.....	.10
8	Pork.....	1.10	24	Steak.....	.15
			24	Meat.....	.10
			24	Candy.....	.05



## STORE ACCOUNT OF FAMILY NO. 11 FOR 24 WEEKS, 1908—Continued.

Date.	Article.	Cost.	Date.	Article.	Cost.
Feb. 24	Peanuts.....	\$0.10	Mar. 11	Paregoric.....	\$0.05
24	Corned beef.....	.10	11	Castor oil.....	.05
24	Apples.....	.05	13	Pork.....	.25
24	Sausage.....	.30	14	Tie.....	.25
24	Coffee.....	.35	14	Collar.....	.15
25	Eggs.....	.36	16	Onions.....	.10
25	Gum.....	.05	16	Eggs.....	.20
25	Oil.....	.40	16	Sausage.....	.13
25	Molasses.....	.25	19	Starch.....	.05
25	Meat.....	.50	19	Hoe.....	.40
25	Matches.....	.10	19	Tomato seed.....	.05
25	Soap and Gold Dust.....	.50	19	Beet seed.....	.05
25	Castor oil.....	.10	19	Beans.....	.10
25	Bread.....	.05	19	Sausage.....	.15
25	do.....	.25	19	Shoulder.....	.15
25	Eggs.....	.24	19	Oil.....	.30
25	Oil.....	.15	20	Candy.....	.05
26	do.....	.15	20	Tomatoes.....	.20
26	Sausage.....	.15	20	Salts.....	.05
27	Ribs.....	.19	20	Eggs.....	.18
27	Medicine.....	.15	21	Shoes.....	1.50
27	Snuff.....	.25	21	Hose.....	.15
27	Coffee.....	.34	21	Gingham.....	.35
27	Lamp globe.....	.10	21	Wagon.....	1.50
27	Vaseline.....	.05	21	Apples.....	.20
27	Camphor.....	.05	21	Sausage.....	.15
27	Butter.....	.25	21	Steak.....	.15
28	Sirup.....	.25	21	Shoes.....	1.75
29	Apples.....	.25	22	Steak.....	.15
29	Beans.....	.10	22	Shoe nails.....	.05
29	Hose.....	.25	23	Coffee.....	.17
29	Flour.....	1.50	23	Eggs.....	.18
29	Swamp Root.....	.50	23	do.....	.18
29	Eggs.....	.25	23	Candy.....	.10
29	Pork.....	.75	23	Oranges.....	.05
	Total.....	17.95	23	Medicine.....	.25
Mar. 2	Shoulder.....	.25	24	Sausage.....	.15
2	Eggs.....	.23	24	Onions.....	.10
2	Window shade.....	.70	24	Medicine.....	1.00
2	Seeds.....	.05	24	Chicken feed.....	.25
3	Meat.....	.25	24	Meat.....	.50
3	Pork.....	.24	24	Peanuts.....	.05
4	Eggs.....	.30	24	Vinegar.....	.07
4	Chamber.....	.30	25	Ham.....	.40
4	Pork.....	.25	25	Oil.....	.40
4	Telephone message.....	.55	25	Apples.....	.05
5	Potatoes.....	.25	25	Lemons.....	.10
5	Apples.....	.05	27	Sugar.....	1.50
5	Candy.....	.10	27	Rice.....	.25
5	Apples.....	.15	27	Flour.....	1.50
5	Seeds.....	.15	27	Potatoes.....	.18
5	Onion sets.....	.75	28	Fish.....	.25
5	Leather.....	.25	28	Sausage.....	.30
5	Sausage.....	.13	28	Eggs.....	.34
5	Shoulder.....	.25	28	Pants.....	1.25
6	Oil.....	.40	28	Sausage.....	.20
6	Apples.....	.07	28	Tobacco.....	.25
6	Sausage.....	.10	28	Seeds.....	.15
6	Liver.....	.15		Total.....	31.73
6	Salad.....	.30	Apr. 3	Eggs.....	.36
6	Pork.....	.25	6	Rake.....	.50
6	Sausage.....	.25	6	Coffee.....	.17
6	Shoulder.....	.15	6	Cabbage.....	.09
6	Eggs.....	.20	6	Oil.....	.40
6	Meat.....	.50	6	Meat.....	.25
6	Onions.....	.10	7	Tablet.....	.05
6	Bluing.....	.05	9	Eggs.....	.27
6	Shoes.....	2.50	9	Coffee.....	1.17
7	Oil.....	.30	9	Cabbage.....	.05
7	Liver.....	.20	10	Eggs.....	.36
7	Sausage.....	.13	10	Steak.....	.15
7	Lemons.....	.10	11	Medicine.....	1.00
7	Eggs.....	.20	11	Meat.....	.30
7	Bread.....	.25	11	Shoes.....	2.00
9	Onions.....	.10	11	do.....	1.40
9	Eggs.....	.20	11	Calico.....	.16
9	Sauce.....	.15	11	do.....	.70
9	Cloth.....	.50	11	Peaches.....	.15
9	Thread.....	.10	11	Eggs.....	.32
9	Combs.....	.25	11	Lemons.....	.10



STORE ACCOUNT OF FAMILY NO. 11 FOR 24 WEEKS, 1908—Continued.

Date.	Article.	Cost.	Date.	Article.	Cost.
Apr. 13	Peaches.....	\$0.30	May 23	Lemons.....	\$0.05
13	Bananas.....	.10	23	Apples.....	.05
13	Pattern.....	.30	23	Cabbage.....	.10
13	Rice.....	.25	23	Turnips.....	.10
14	Shoes.....	3.00	23	Cherries.....	.15
14	Hose.....	.25	25	Rice.....	.50
14	Hat.....	.10	25	Apples.....	.05
14	Meat.....	.25	26	Cakes.....	.10
14	Soda.....	.10	26	Eggs.....	.27
14	Paper.....	.10	26	Candy.....	.05
14	Pickles.....	.25	26	Butter and thread.....	.35
14	Shoulder.....	.25	26	Hose.....	.25
14	Sausage.....	.15	26	Percale.....	.37
15	Shoes.....	1.50	27	Eggs.....	.40
15	1 bag guano.....	2.50	28	Beets.....	.20
16	Ribbon.....	.04	28	Gum.....	.05
16	Sausage.....	.15	28	Apples.....	.10
18	Cheese.....	.20	29	Oranges.....	.25
18	Candy.....	.10	29	Eggs.....	.05
18	Oil.....	.15	29	Eggs.....	.40
18	Bread.....	.05	29	Flavor.....	.10
18	Shoes.....	1.40	29	Starch.....	.10
18	Pickles.....	.10	30	Eggs.....	.10
18	Meat.....	.50	30	Cake.....	.07
18	Bread.....	.05	30	Beans.....	.20
18	Cheese.....	.20	30	Peaches.....	.28
18	Oranges.....	.05			
18	Candy.....	.05			
18	Cabbage.....	.25			
18	Ham.....	.30			
18	Liver.....	.10	June 1	Beans.....	.10
19	Bread.....	.25	1	Steak.....	.18
21	Eggs.....	.36	1	Eggs.....	.50
21	Shoes.....	1.25	1	Cabbage.....	.05
21	Eggs.....	.18	1	3 dozen eggs.....	.60
21	Coffee.....	.17	1	Ice.....	.23
21	Cabbage.....	.09	1	Apples.....	.05
21	Apples.....	.05	1	Dry goods.....	.32
24	Shoes.....	1.50	2	Patterns.....	.35
25	Prunes.....	.30	2	Dry goods.....	.80
25	Oil.....	.75	2	Eggs.....	.20
25	Corn.....	.40	2	do.....	.40
25	Meat.....	.25	2	Berries.....	.25
25	Cabbage.....	.90	2	Chamber.....	.25
25	Eggs.....	.15	2	Corn cutter.....	.10
25	Eggs.....	.36	3	Pork.....	.18
25	Candy.....	.05	3	Liver.....	.20
25	Eggs.....	.36	3	Steak.....	.15
29	Oranges.....	.10	3	Pork.....	.18
29	Candy.....	.25	3	Peaches.....	.10
29	Safety pins.....	.05	3	Bananas.....	.10
			3	Liver.....	.49
			3	Buttons.....	.05
			3	Buns.....	.05
			5	Candy.....	.05
			5	Steak.....	.10
			5	Eggs.....	.20
			5	Berries.....	.30
			5	Cabbage.....	.05
			5	Bluing.....	.05
			5	Steak.....	.18
			5	Coffee.....	.17
			5	Outing flannel.....	.75
			5	Percale.....	.45
			5	Thread.....	.05
			5	Soap.....	.25
			6	Baking powder.....	.10
			6	Soda.....	.05
			8	Steak.....	.25
			8	Salts.....	.05
			8	Berries.....	.20
			8	Beets.....	.10
			10	Cakes.....	.10
			10	Hose.....	.25
			10	Combs.....	.10
			10	Beets.....	.10
			10	Eggs.....	.40
			10	Steak.....	.18
			10	Corn.....	.15
			11	Cakes.....	.10
			11	Hominy.....	.10
			12	Steak.....	.25
					.19
Apr. 13	Total.....	31.06		Total.....	11.56
May 1	Eggs.....	.54	June 1	Beans.....	.10
1	Starch.....	.05	1	Steak.....	.18
1	Seeds.....	.40	1	Eggs.....	.50
6	Butter.....	.15	1	Cabbage.....	.05
6	Beans.....	.20	1	3 dozen eggs.....	.60
6	Crackers.....	.05	1	Ice.....	.23
6	Peaches.....	.30	1	Apples.....	.05
20	Gooseberries.....	.20	1	Dry goods.....	.32
20	Strawberries.....	.25	2	Patterns.....	.35
20	Shoulder.....	.15	2	Dry goods.....	.80
20	Peaches.....	.05	2	Eggs.....	.20
20	Cabbage.....	.05	2	do.....	.40
20	Strawberries.....	.25	2	Berries.....	.25
21	Medicine.....	1.50	2	Chamber.....	.25
21	Pickles.....	.25	2	Corn cutter.....	.10
21	Seed.....	.25	3	Pork.....	.18
21	Cheese.....	.20	3	Liver.....	.20
21	Flag.....	.10	3	Steak.....	.15
22	Vest.....	.20	3	Pork.....	.18
22	Eggs.....	.18	3	Peaches.....	.10
22	Steak.....	.20	3	Bananas.....	.10
23	Strawberries.....	.25	3	Liver.....	.49
23	Meat.....	.50	3	Buttons.....	.05
23	Candy.....	.05	3	Buns.....	.05
23	Bread.....	.25	5	Candy.....	.05
23	Berries.....	.25	5	Steak.....	.10
23	Cabbage.....	.05	5	Eggs.....	.20
			5	Berries.....	.30
			5	Cabbage.....	.05
			5	Bluing.....	.05
			5	Steak.....	.18
			5	Coffee.....	.17
			5	Outing flannel.....	.75
			5	Percale.....	.45
			5	Thread.....	.05
			5	Soap.....	.25
			6	Baking powder.....	.10
			6	Soda.....	.05
			8	Steak.....	.25
			8	Salts.....	.05
			8	Berries.....	.20
			8	Beets.....	.10
			10	Cakes.....	.10
			10	Hose.....	.25
			10	Combs.....	.10
			10	Beets.....	.10
			10	Eggs.....	.40
			10	Steak.....	.18
			10	Corn.....	.15
			11	Cakes.....	.10
			11	Hominy.....	.10
			12	Steak.....	.25
					.19

## STORE ACCOUNT OF FAMILY NO. 11 FOR 24 WEEKS, 1908—Continued.

Date.	Article.	Cost.	Date.	Article.	Cost.
June 12	Apples.....	\$0.10	Oct. 5	Steak.....	\$0.23
12	Eggs.....	.40	5	Sausage.....	.25
13	Berries.....	.20	8	Shoes.....	1.50
15	Steak.....	.18	8	Vinegar.....	.25
15	Pickles.....	.25	8	Soap.....	.25
15	Berries.....	.20	8	Thread.....	.05
16	Tomatoes.....	.08	8	Candy.....	.05
16	Cherries.....	.10	8	Cap.....	.25
16	Peaches.....	.05	8	Steak.....	.18
16	Headache tablets.....	.10	8	Sausage.....	.15
16	Eggs.....	.40	8	Cakes.....	.05
17	Corn.....	.25	8	Oil.....	.30
17	Hominy.....	.10	9	Grapes.....	.15
17	Eggs.....	.40	9	Steak.....	.25
18	Cabbage.....	.05	9	Dry goods.....	.40
19	Eggs.....	.40	10	Shoes.....	2.00
19	Oil.....	.30	10	Hose.....	.50
19	Pork.....	.18	10	Cake.....	.05
19	Leather.....	.20	12	Grapes.....	.15
	Total.....	15.08	12	Dry goods.....	1.08
Sept. 9	Meat.....	.34	12	Steak.....	.25
9	Coffee.....	.34	12	Pork.....	.25
9	Lard.....	.18	15	Cheese.....	.40
10	Percale.....	.50	19	Snuff.....	.25
10	Grapes.....	.10	19	Oil.....	.30
10	Turpentine.....	.25	24	do.....	.40
10	Carbolic acid.....	.05	24	Spice.....	.05
10	Paregoric.....	.10	24	Nutmeg.....	.05
10	Bananas.....	.05	24	Tobacco.....	.25
10	Flannel.....	.70	25	Vest.....	.50
16	Thread.....	.10	28	Meat.....	.36
16	Oil.....	.40	30	Thread.....	.05
18	Grapes.....	.18	30	Quinine.....	.10
19	Shoulder.....	.36	30	Baking powder.....	.25
19	Cabbage.....	.05	31	Cheese.....	.25
19	Sausage.....	.15	31	Tobacco.....	.25
19	Liver.....	.20	31	Meat.....	.15
19	Grapes.....	.18		Total.....	13.09
21	Shoulder.....	.36	Nov. 2	Meat.....	.50
21	Cheese.....	.25	2	Cabbage.....	.10
21	Celery.....	.10	4	Steak.....	.36
21	Tobacco.....	.25	4	Pig feet.....	.25
21	Candy.....	.05	4	Soap.....	.25
21	Celery.....	.10	5	Shoe lace.....	.05
22	Tobacco.....	.25	5	Vest.....	.40
22	Lard.....	.25	5	Pork.....	.36
22	Ice.....	.30	5	Shoulder.....	.18
22	Eggs.....	.25	5	Leather.....	.15
22	Snuff.....	.25	5	Tacks.....	.05
22	Cabbage.....	.05	5	Vinegar.....	.25
23	Shoulder.....	.25	6	Pork.....	.20
24	Tacks.....	.10	6	Thread.....	.05
24	Scraps.....	.38	6	Candy.....	.05
25	Candy.....	.05	6	Calico.....	.96
25	Shoes.....	2.25	7	Oil.....	.30
25	Grapes.....	.18	7	Meat.....	.24
25	Shoes.....	3.50	7	Sausage.....	.25
26	Shoulder.....	.25	7	Bread.....	.25
26	Sausage.....	.15	7	Sausage.....	.30
26	Grapes.....	.36	7	Pork.....	.36
26	Cake.....	.10	7	Crackers.....	.05
26	Crackers.....	.05	7	Candy.....	.05
26	Shoes.....	2.50	7	2 pairs shoes.....	2.00
26	Oil.....	.30	7	2 pairs hose.....	.20
26	Pork.....	.36	7	Elastic.....	.07
28	Shoulder.....	.30	7	Eraser.....	.01
28	Grapes.....	.18	7	Bread.....	.05
28	Fruit cans.....	1.10	7	Rice.....	.25
29	Shoulder.....	.18	7	Oil.....	.30
29	Peas.....	.15	7	Shoe leather.....	.18
30	Liver.....	.15	7	Lard.....	.50
30	Pork.....	.18	7	Gold Dust.....	.25
30	Sausage.....	.23	7	Oil.....	.45
	Total.....	19.94	10	Sausage.....	.23
Oct. 1	Cakes.....	.05	10	Thread.....	.15
1	Apples.....	.36	10	Pins.....	.05
2	Crackers.....	.05	10	Lard.....	1.00
5	Steak.....	.18	10	Meat.....	.50
5	Eggs.....	.25	10	Soap.....	.25
			10	Coffee.....	.25
			10	Salts.....	.05



STORE ACCOUNT OF FAMILY NO. 11 FOR 24 WEEKS, 1908—Concluded.

Date.	Article.	Cost.	Date.	Article.	Cost.
Nov. 11	Shoes.....	\$2.25	Dec. 23	Percale.....	\$0.33
11	Oysterettes.....	.05	23	Meat.....	.50
11	Sulphur.....	.05	23	Nuts.....	.20
11	Salts.....	.05	23	Oranges.....	.10
11	Soda.....	.08	23	Pepper.....	.05
11	Calico.....	.80	23	Vaseline.....	.25
12	Flour.....	1.50	23	Ribs.....	.50
13	Rice.....	.25	23	Velvet.....	.64
14	Tobacco.....	.20	23	Braid.....	.15
14	Oil.....	.45	24	Grits.....	.40
14	Tie.....	.10	24	Steak.....	.30
14	Suspenders.....	.30	24	Dry goods.....	.35
15	Snuff.....	.25	24	Toys.....	.45
15	Heel irons.....	.05	24	Candy.....	.20
16	Pencil.....	.05	25	Sugar dish.....	.10
18	Coconut.....	.05	25	Cups and saucers.....	.25
18	Thread.....	.10	25	Hose.....	.25
19	Rice.....	.25	25	Tie.....	.25
19	Meat.....	.25	25	Pin.....	.15
19	Sausage.....	.25	26	Meat.....	.50
21	do.....	.15	26	Beans.....	.10
21	Pork.....	.42	26	Potatoes.....	.20
21	Beans.....	.20	26	do.....	.20
21	Apples.....	.10	27	Shoes.....	2.25
21	Lard.....	.25	27	Sheeting.....	1.44
	Total.....	21.15	27	Ham.....	1.40
Dec. 18	Steak.....	.30	27	Sausage.....	.25
18	Coconut.....	.05	28	do.....	.25
19	.....	.05	28	Pork.....	.25
19	Sausage.....	.15	28	Oranges.....	.10
20	Candy.....	.05	28	Pineapple.....	.20
20	Collar.....	.10	28	Eggs.....	.30
20	Soda.....	.10	28	Oil.....	.45
20	Dress goods.....	4.24	28	Castor oil.....	.10
21	Dry goods.....	.80	30	Medicine.....	.10
21	Knives.....	.20	30	Sausage.....	.30
21	.....	.15	30	Pants.....	.75
21	Pattern.....	.30	31	Pork.....	.32
21	Dress goods.....	.40	31	Steak.....	.23
21	Thread.....	.10		Total.....	22.85
23	Skirt.....	.75		Grand total.....	188.37

Following is an analysis of the account for 24 weeks:

Food.....	\$97.86
Clothing.....	60.66
Medicine.....	5.45
Tobacco.....	1.85
Miscellaneous.....	22.55
Total.....	188.37

FAMILY NO. 12.

Three families are here combined into one. They have, in consequence, a much larger sum to spend on food and clothing. They share all of the expenses, and each individual keeps what is left of his earnings. The membership and the age, occupation, and earnings of the members are shown in the following table.



## MEMBERSHIP AND INCOME OF FAMILY NO. 12, 1908.

Relationship.	Sex.	Age.	Occupation.	Industry.	Earnings during year.	Amount paid to family during year.
Husband.....	M.	65	None.....			
Wife.....	F.	65	Housekeeper.....			
First child.....	M.	31	Weaver.....	Cotton..	\$474.27	\$474.27
Second child.....	F.	29	At home.....			
First child's wife.....	F.	29	do.....			
First child's child.....	F.	5	do.....			
Second child's husband.....	M.	36	Weaver.....	Cotton..	449.60	449.60
Second child's child.....	F.	12	At school.....			
Do.....	F.	6	At home.....			
Do.....	F.	2	do.....			
Granddaughter.....	F.	22	Weaver.....	Cotton..	299.36	299.36
Boarder.....	M.	Over 21	do.....			120.00
Do.....	F.	do	do.....			120.00
Total.....						1,463.23

The family also received \$180 in cash from the sale of milk and butter, making a total income of \$1,643.23, and they consumed vegetables of their own raising to the estimated value of \$10.

The family occupies a two-story, six-room house, for which they pay \$5 per month rent. The house is very plainly furnished. The bedroom which serves as the sitting room has a bed with a clean white spread and pillow slips. There are white muslin curtains at the windows, but no carpets or rugs. A few chromos and calendars are the only decorations.

The family has spent an unusually large sum for doctor's bills. One of the women had a bone felon and had to have her finger amputated. Her little daughter is ill with chronic kidney trouble. The wife of the oldest son has been under the doctor's constant care for over two years.

The annual expenditures of the family are as follows:

## EXPENDITURES OF FAMILY NO. 12, 1908.

Item.	Amount.	Item.	Amount.
Food.....	\$520.00	Lodge dues.....	\$49.20
Rent.....	60.00	Books.....	2.00
Clothing.....	490.20	Church contributions.....	5.20
Fuel.....	38.75	Amusements.....	39.00
Light.....	9.00	Cow feed.....	208.00
Tobacco.....	5.20	Washing.....	26.00
Drinks.....	1.00	Sundries.....	10.40
Medicine.....	4.50		
Doctor's bills.....	150.00	Total.....	1,634.05
Insurance.....	15.60		









The savings amount to very little. This family was selected by the mill officials as being one of those earning the most and living the best of any in the village. The oldest son's income of \$494.27 was said by the bookkeeper to be abnormally high. Yet if he had not combined with the other families, the standard of living that could have been obtained by him with his own income would have been very much lower.

As shown above quite a large sum of money was made from selling butter and milk. Sweet milk sells for 40 cents a gallon. They had two cows.

The average value of food consumed per week per man unit (including milk and butter from two cows) for the year covered was \$1.54. The store account for 24 weeks in the months of February, March, April, May, June, October, November and December is as follows:

STORE ACCOUNT OF FAMILY NO. 12 FOR 24 WEEKS IN 1908.

Date.	Article.	Cost.	Date.	Article.	Cost.
Feb. 3	Eggs.....	\$1.56	Feb. 28	Ham.....	\$1.30
4	Cabbage.....	.10	28	Meat.....	.60
4	Turnips.....	.20			
4	Lard.....	.80		Total.....	36.61
4	Meat.....	.40			
6	Coffee.....	.17	Mar. 4	Meat.....	.30
6	Baking powder.....	.10	4	Coffee.....	.35
6	Sugar.....	1.40	4	Baking powder.....	.10
6	Corn.....	.25	4	Sauerkraut.....	.10
6	Peas.....	.30	4	Beans.....	.80
6	Beans.....	.30	4	Meal.....	.25
7	Pork (65 lbs.).....	6.50	4	Potatoes.....	.35
7	Meat.....	.50	4	Flour.....	3.00
8	Butter.....	.15	5	Eggs.....	1.00
8	Meal.....	.25	5	Meat.....	.30
8	Beans.....	.60	5	do.....	.25
8	Meat.....	.65	5	Honey.....	2.75
11	Lard.....	.69	5	Lard.....	.65
11	Baking powder.....	.10	6	Peaches.....	.30
11	Coffee.....	.35	7	Meat.....	.30
11	Eggs.....	1.00	7	Cakes.....	.50
11	Corn.....	.20	9	Meat.....	.72
12	Beans.....	.30	10	Ham.....	2.75
12	Butter.....	.60	10	Meat.....	.30
12	Tobacco.....	.20	11	Sugar.....	1.45
18	Beans.....	1.00	11	Coffee.....	.35
18	Flour.....	3.00	11	Baking powder.....	.10
18	Pickles.....	.25	11	Beans.....	1.00
18	India relish.....	.30	12	Apples.....	.15
18	Mustard.....	.10	13	Snuff.....	.05
19	Flour.....	3.00	13	do.....	.05
19	Lard.....	.60	13	Lard.....	.70
19	Meat.....	.30	14	Pork.....	.50
20	Eggs.....	.96	14	Meat.....	.65
21	Fruit.....	.15	14	Baby cap.....	.75
21	Cabbage.....	.10	18	Flour.....	3.00
21	Meat.....	.30	18	Cabbage.....	.10
21	Butter.....	.60	18	Oil.....	.15
21	Stew.....	.20	19	Hoe.....	.35
21	Potatoes.....	.35	19	Ham.....	1.40
22	Salt.....	.10	19	Lard.....	.66
22	Coffee.....	.35	19	Meat.....	1.05
22	Cake.....	.60	19	Preserves.....	3.75
22	Lemons.....	.20	20	Beans.....	.40
22	Chickens.....	.80	20	Meat.....	.30
24	Sugar.....	1.40	20	Chickens.....	.35
24	Onions.....	.13	20	Ham.....	1.95
24	Fruit.....	.30	21	Gum.....	.65
25	Beans.....	.40	21	Ale.....	.15
25	Lard.....	.60	21	Candy.....	.10
25	Potatoes.....	.30	21	Ale.....	.65
27	Beans.....	.60	21	Lemons.....	.20

## STORE ACCOUNT OF FAMILY NO. 12 FOR 24 WEEKS IN 1908—Continued.

Date.	Article.	Cost.	Date.	Article.	Cost.
Mar. 21	Cake.....	\$0.50	May 23	Fish.....	\$0.40
23	Beans.....	.70	25	Lard.....	.75
23	Cabbage.....	.14	25	Meal.....	1.00
23	Soda.....	.10	25	Beans.....	.30
23	Baking powder.....	.10	26	Salad.....	.15
23	Coffee.....	.35	27	.....	.80
23	Ham.....	1.60	27	.....	.25
23	Lard.....	.66	27	Meat.....	.35
25	Meal.....	.25	27	Beans.....	.20
28	Oil.....	.15	28	Tomatoes.....	.24
30	Honey.....	.40	28	Beans.....	.20
31	Catsup.....	.40	28	Apples.....	.25
31	Lard.....	.66	28	Potatoes.....	.40
31	Cake.....	.25	29	Beans.....	.20
31	Flour.....	3.00	29	.....do.....	.30
	Total.....	44.09	29	Berries.....	.25
				Total.....	18.04
Apr. 6	Beans.....	.40	June 1	Pies.....	.25
6	Bacon.....	.55	1	Fish.....	.40
6	Ham.....	4.00	1	Flour.....	3.10
6	Peruna.....	1.00	4	Ham.....	3.00
6	Baking powder.....	.25	5	Eggs.....	1.40
6	Cabbage.....	.15	5	Beans.....	.05
6	Lard.....	2.90	5	Meat.....	1.45
7	Flour.....	1.50	5	Lard.....	.75
7	Sugar.....	1.80	5	Meat.....	.80
7	.....do.....	.30	5	Butter.....	.13
8	Potatoes.....	.30	5	Beans.....	.08
9	Beans.....	.30	6	Cabbage.....	.13
9	Suspenders.....	.50	6	Sugar.....	1.55
9	Lye.....	.25	8	Potatoes.....	.30
10	Coffee.....	.35	8	Beans.....	.08
11	Ham.....	2.24	8	Meal.....	.28
11	Eggs.....	.64	8	Tomatoes.....	.25
13	Lard.....	.75	8	Shoes.....	1.50
13	Beans.....	.40	11	Mustard.....	.60
15	Pork.....	.68	12	Pineapples.....	.25
15	Beans.....	.60	12	Butter.....	.15
15	Cabbage.....	.11	12	Lard.....	.75
15	Mustard.....	.30	12	Fish.....	.45
20	Lard.....	.75	13	Coffee.....	.35
21	Honey.....	3.75	13	Oatmeal.....	.13
21	Pork.....	.95	13	Eggs.....	.20
21	Peaches.....	.40	15	Meat.....	.65
21	Oil.....	.15	17	.....do.....	.36
21	Sausage.....	.30		Total.....	19.39
22	Beans.....	.40	Sept. 21	Cakes.....	.50
22	Coffee.....	.25	21	Sugar.....	1.50
22	Flour.....	2.95	21	Flour.....	3.00
22	Apples.....	.15	21	Meat.....	1.30
22	Sausage.....	.30	21	Hood.....	.25
23	.....do.....	.30	21	Lard.....	1.04
24	Broom.....	.25	21	Suet.....	.05
24	Sausage.....	.30	21	Pork.....	1.10
25	Eggs.....	.72	21	Sausage.....	.30
25	Butter.....	.15	21	Lamp.....	1.50
25	Baking powder.....	.25	21	Stovepipe.....	.15
25	Ham.....	2.25	21	Coffee.....	.17
25	Shad.....	.75	21	Eggs.....	.50
27	Lard.....	.75	22	Beans.....	.35
27	Sugar.....	1.50	22	Cabbage.....	.10
27	Meal.....	1.00	22	Meat.....	.36
29	Meat.....	1.45	23	.....do.....	1.25
	Total.....	41.04	23	Sausage.....	.25
			24	Baking powder.....	.25
May 20	Eggs.....	.72	24	Sirup.....	.25
20	Coffee.....	.35	25	Corn.....	.08
20	Berries.....	.25	25	Beans.....	.10
20	Sugar.....	1.50	25	Lye.....	.25
20	Shoulder.....	2.52	25	Beans.....	.20
20	Flour.....	3.05	25	Ham.....	1.20
21	Meat.....	1.80	26	Eggs.....	.50
22	Pineapples.....	.25	26	Coffee.....	.17
22	Soap.....	.25	26	Pork.....	.65
23	Berries.....	.25	26	Cakes.....	.50
23	Potatoes.....	.40	28	Lard.....	1.04
23	Beans.....	.30	28	Beans.....	.50
23	Eggs.....	.36			



STORE ACCOUNT OF FAMILY NO. 12 FOR 24 WEEKS IN 1908—Concluded.

Date.	Article.	Cost.	Date.	Article.	Cost.
Sept. 29	Cabbage.....	\$0.59	Nov. 19	Oil.....	\$0.15
29	Pork.....	.90	20	Ham.....	1.75
29	Eggs.....	.56	20	Lard.....	1.50
			20	Sausage.....	1.50
	Total.....	21.41	20	Chickens.....	1.60
Oct. 2	Ham.....	1.60	20	Cabbage.....	.09
5	Leather.....	.20	20	Chickens.....	.65
5	Flour.....	5.80	20	Rye.....	.40
6	Lard.....	1.04	20	Coffee.....	.17
6	Coffee.....	.17	21	Flour.....	3.10
6	Pork.....	.85	21	Meat.....	1.10
7	Medicine.....	1.00	21	Peaches.....	.40
7	Eggs.....	.50	21	Cakes.....	.40
8	Preserves.....	1.15	21	Meat.....	1.65
10	Ham.....	1.92	21	Honey and tar.....	.25
10	Sugar.....	1.35	24	Lard.....	1.00
10	Cakes.....	.50	24	Ham.....	1.35
10	Coffee.....	.17	24	Hens.....	1.40
10	Medicine.....	1.00	25	Hams.....	2.55
10	Meat.....	1.08	28	Pork.....	1.00
12	do.....	1.25	28	Souse.....	.50
12	Baking powder.....	.25		Total.....	22.51
13	Ham.....	1.84	Dec. 1	Lard.....	1.00
13	Beans.....	.40	4	Baking powder.....	.10
13	Cabbage.....	.08	4	Cabbage.....	.08
13	Potatoes.....	.25	4	Pork.....	5.00
13	Pears.....	2.00	4	Bran.....	1.65
13	Sugar.....	1.35	4	Cottonseed hulls.....	.60
21	Hog.....	.96	4	Shipstuff.....	1.70
21	Bran.....	1.65	4	Meat.....	.50
21	Meal.....	.60	5	Molasses.....	.50
21	Feed.....	1.70	5	Coffee.....	.17
21	Molasses.....	.30	5	Gold Dust.....	.05
21	Beans.....	.40	5	Sugar.....	1.35
22	Lime.....	.50	5	Soap.....	.25
22	Pork.....	.50	5	Dry goods.....	.60
22	Beans.....	.40	5	Cakes.....	.40
22	Oil.....	.15	5	Oil.....	.15
22	Lard.....	1.04	5	Preserves.....	.75
22	Ham.....	2.56	7	Pork.....	2.00
22	Pickles.....	.20	8	Beans.....	.40
22	Coffee.....	.17	8	Lard.....	1.00
22	Cakes.....	.50	10	Meat.....	.77
23	Cottonseed hulls.....	.60	10	Chicken feed.....	.35
24	Turnips.....	.15	10	Coffee.....	.17
24	Cabbage.....	.07	10	Baking powder.....	.10
24	Cake.....	.50	10	Chicken feed.....	.35
26	Beans.....	.40	10	Cakes.....	.50
27	Turnips.....	.20	14	Pork.....	.65
27	Oil.....	.15	14	Irish potatoes.....	.30
27	Coffee.....	.17		Total.....	21.44
29	Meat.....	.75			
29	Tomatoes.....	.10			
29	Corn.....	.10			
29	Ham.....	2.55			
	Total.....	43.12			

FAMILY NO. 13.

This family consists of the mother and four children. The father died some years ago. The mother works regularly in the mill, while the housework is done by the 19-year old boy who goes to school. Until the present year he had to work and had not had an opportunity to go to school. He is lame, one leg being shorter than the other.



The following table shows the membership of the family, with the age, occupation, and earnings of the members:

MEMBERSHIP AND INCOME OF FAMILY NO. 13, 1908.

Relationship.	Sex.	Age.	Occupation.	Industry.	Earnings during year.	Amount paid to family during year.
Husband <sup>1</sup>						
Wife	F.	41	Weaver	Cotton	\$269.97	\$269.97
First child	M.	19	At school and housekeeper	do	45.32	45.32
Second child	F.	15	Weaver	do	254.65	254.65
Third child	F.	12	At school			
Fourth child	M.	10	do			
Total						569.94

<sup>1</sup> Deceased.

The family also had a garden, from which vegetables were consumed to the estimated value of \$5.

The family lives in a four-room house and pays \$3 per month rent. The house is neat and clean, and has a well-kept appearance, though plainly furnished. During the year they bought \$50 worth of furniture on the installment plan. All but \$9 of the amount was paid.

All of the members of the family are in good health except the mother. She appears worn and tired, though she continues to work. The older girl had stomach trouble and lost a week from work.

For amusements the family goes to the church sociables and parties; the oldest boy goes to baseball games and moving-picture shows once in a while.

The following table shows the family expenditures during the year:

EXPENDITURES OF FAMILY NO. 13, 1908.

Item.	Amount.	Item.	Amount.
Food	\$243.96	School books	\$5.00
Rent	36.00	Church contributions	6.00
Clothing	148.77	Amusements	3.00
Fuel	48.30	Furniture (including debt of \$9)	50.00
Light	5.85	Car fare	2.00
Tobacco	2.60	Washing	39.00
Medicine	3.00	Sundries	6.24
Doctor's bills	2.00		
Insurance	20.80	Total	<sup>1</sup> 626.02
Newspapers	3.50		

<sup>1</sup> This shows an excess of expenditures over income of \$70.95 in addition to the debt of \$9 on furniture. This deficit included an amount due the company store for groceries, etc., which was not ascertainable. Part of the deficit was met by earnings saved from the previous year.





The average value of food consumed per week per man unit for the year covered was \$1.26. The family did not keep a menu but a good idea of what they had to eat can be gained from the account at the company store, which is complete for 24 weeks. The account also shows that the only purchases made for Christmas week were for some delicacies for the table.

## STORE ACCOUNT OF FAMILY NO. 13 FOR 24 WEEKS.

Date.	Article.	Cost.	Date.	Article.	Cost.
1907.			1808.		
Dec. 20	Dry goods.....	\$0.75	Jan. 3	Beans.....	\$0.10
20	Shoulder.....	.15	4	Butter.....	.30
20	Lard.....	.25	4	Cabbage.....	.10
20	Meat.....	.25	4	Onions.....	.10
20	Wheat.....	.15	4	Steak.....	.15
21	Chocolate.....	.10	6	Beans.....	.10
21	Raisins.....	.15	6	Pork.....	.16
21	Apples.....	.40	7	Meat.....	.25
21	Oranges.....	.50	7	Salt.....	.05
21	Nuts.....	.15	7	Snuff.....	.05
21	Postum.....	.15	7	Ham.....	.10
21	Shirt.....	.50	8	Beans.....	.10
21	Flour.....	1.60	8	Sausage.....	.15
21	Eggs.....	.64	9	Ham.....	.20
21	Sugar.....	.25	9	Flour.....	1.60
21	Extract.....	.10	9	Potatoes.....	.25
21	Potatoes.....	.25	10	Cough tablets.....	.05
21	Ham.....	.20	10	Apples.....	.10
21	Shoulder.....	.25	10	Butter.....	.15
23	Rubbers.....	.85	10	Snuff.....	.05
23	Sugar.....	.10	11	Onions.....	.10
23	Coconuts.....	.10	11	Ham.....	.20
23	Ham.....	.20	11	Shoulder.....	.15
23	Sugar.....	.25	11	Oil.....	.15
23	Snuff.....	.05	11	Lard.....	.25
23	Bread.....	.05	11	Tablet.....	.05
23	Lemons.....	.10	11	Beans.....	.05
23	Cinnamon.....	.05	11	Meat.....	.25
23	Sugar.....	.07	13	Beans.....	.10
24	Rice.....	.10	13	Pork.....	.16
24	Soap.....	.10	13	Beans.....	.10
24	Flour.....	.10	13	Ham.....	.20
24	Eggs.....	.18	15	Pork.....	.16
24	Ribbon.....	.20	15	Snuff.....	.05
27	Oil.....	.15	15	Cheese.....	.10
27	Meat.....	.25	17	Sausage.....	.15
27	Pork.....	.15	17	Bacon.....	.25
28	Coffee.....	.17	18	Beans.....	.10
28	Pickles.....	.10	18	Bread.....	.06
28	Sausage.....	.15	18	Oil.....	.15
28	Steak.....	.15	18	Eggs.....	.15
28	Meat.....	.25	18	Butter.....	.15
28	Sugar.....	.25	18	Extract.....	.10
30	Soap.....	.25	18	Sugar.....	.25
30	Gold Dust.....	.05	18	Baking powder.....	.10
30	Shoes.....	1.40	18	Shoulder.....	.16
31	Beans.....	.10	18	Butter.....	.25
31	Ham.....	.20	18	Ham.....	.20
31	Beans.....	.10	18	Coffee.....	.17
31	Potatoes.....	.25	18	Cough tablets.....	.05
31	Tomatoes.....	.10	18	Turnips.....	.10
	Total.....	13.36	20	Sugar.....	.25
			20	Sirup.....	.25
			21	Shoulder.....	.15
			21	Beans.....	.10
1908.				Total.....	12.57
Jan. 1	Sausage.....	.15			
1	Meat.....	.25			
1	Snuff.....	.05			
2	Beef.....	.10	Feb. 7	Flour.....	1.50
2	Soda.....	.05	7	Meat.....	.25
2	Beans.....	.10	7	Copy book.....	.10
2	Dry goods.....	.72	7	Pencil.....	.05
2	Molasses.....	.13	7	Snuff.....	.05
3	Ham.....	.20	7	Sausage.....	.15
3	Oil.....	.15	8	Potatoes.....	.13
3	Lard.....	.25	8	Shoes.....	3.00
3	Salmon.....	.30	8	Lace.....	.05
3	Flour.....	.80	8	Hose.....	.10



STORE ACCOUNT OF FAMILY No. 13 FOR 24 WEEKS—Continued.

Date.	Article.	Cost.	Date.	Article.	Cost.
1908.			1908.		
Feb. 8	Hose .....	\$0.50	Feb. 25	Potatoes .....	\$0.30
8	Towels .....	.20	25	Postum .....	.15
8	Eggs .....	.14	26	Shoulder .....	.15
8	Lard .....	.25	26	Ham .....	.20
8	Meal .....	.25	26	Tomatoes .....	.10
8	Extract .....	.10	26	Butter .....	.13
8	Rice .....	.10	26	Sausage .....	.25
8	Coffee .....	.17	26	Lard .....	.25
8	Sugar .....	.25	26	Snuff .....	.05
8	Butter .....	.15	27	Cloth .....	.68
9	Matches .....	.05	27	Coconut .....	.10
9	Baking powder .....	.10	27	Ham .....	.10
9	Beans .....	.10	28	Rice .....	.15
9	Shoulder .....	.25	28	Beans .....	.10
9	Pork .....	.16	28	Fruit .....	.25
10	Starch .....	.10	28	Ham .....	.18
10	Beans .....	.10	28	Bread .....	.06
10	Meat .....	.25	28	Snuff .....	.05
10	Sausage .....	.15	28	Sugar .....	.25
11	Pork .....	.16	29	Steak .....	.25
11	Salt .....	.05	29	Canned goods .....	.25
11	Cabbage .....	.10	29	Tomatoes .....	.10
12	Sausage .....	.15	29	Eggs .....	.25
12	Paper .....	.10	29	Sugar .....	.25
12	Tablets .....	.10	29	Sausage .....	.25
13	Oil .....	.15	29	Laundry .....	.10
13	Tablet .....	.05	29	Lamp globes .....	.20
13	Snuff .....	.05	29	Calomel .....	.05
13	Cheese .....	.20			
13	Pork .....	.16		Total .....	28.82
14	Shoulder .....	.15			
15	Potatoes .....	.30	Mar. 2	Shoulder .....	.15
15	Nuts .....	.05	2	Salts .....	.05
15	Butter .....	.13	2	Beans .....	.10
15	Lamp globe .....	.15	3	do .....	.10
15	Onions .....	.10	3	Medicine .....	.10
15	Oatmeal .....	.10	8	Snuff .....	.05
15	Sugar .....	.25	3	Ham .....	.25
15	Ham .....	.20	3	Meat .....	.25
15	Shoulder .....	.25	3	Soda .....	.05
15	Salmon .....	.15	3	Salmon .....	.15
15	Soap .....	.05	3	Ham .....	.10
15	Sausage .....	.15	7	Oil .....	.15
17	Lard .....	.25	7	Corn .....	.25
17	Meat .....	.25	7	Lard .....	.25
17	Beans .....	.10	7	Pepper .....	.05
18	Sausage .....	.15	7	Pineapple .....	.15
18	Flour .....	.40	7	Salmon .....	.10
19	Cabbage .....	.10	7	Cuffs .....	.17
19	Pork .....	.16	7	Sausage .....	.23
19	Oil .....	.15	7	Shoulder .....	.25
21	Eggs .....	.24	7	Pants .....	.50
21	Shoulder .....	.15	7	Coffee .....	.25
21	Meat .....	.30	9	Cheese .....	.20
21	Snuff .....	.05	9	Salmon .....	.10
22	Shoes .....	1.50	9	Sausage .....	.15
22	Chambrey .....	.65	9	Potatoes .....	.30
22	Bread .....	.06	9	Beans .....	.10
22	Sausage .....	.25	9	Meat .....	.25
22	Eggs .....	.24	10	Ham .....	.30
22	Butter .....	.25	11	Pork .....	.15
22	Tomatoes .....	.10	11	Sirup .....	.10
22	Corn .....	.10	11	Pickles .....	.10
22	Flour .....	3.15	11	Snuff .....	.05
22	Sugar .....	.25	11	Ham .....	.10
22	Apples .....	.17	11	Corn .....	.25
22	Vanilla .....	.10	12	Beans .....	.10
22	Sirup .....	.10	12	Sausage .....	.15
22	Salmon .....	.15	12	Meat .....	.25
24	Corn .....	.10	12	Lard .....	.25
24	Soap .....	.25	12	Shoulder .....	.15
24	Tomatoes .....	.10	12	Meat .....	.25
24	Corn .....	.10	12	Pork .....	.25
24	Leather .....	.20	12	Shoes .....	1.50
24	Beans .....	.10	12	Hose .....	.25
24	Pork .....	.16	14	Sugar .....	.20
24	Pads .....	.15	14	Coconut .....	.10
25	Corn .....	.25	14	Oil .....	.15
25	Tomatoes .....	.25	14	Butter .....	.13
25	Eggs .....	.24	14	Onions .....	.10
25	Oil .....	.15	14	Tomatoes .....	.10
25	Meat .....	.25	14	Soap .....	.05

## STORE ACCOUNT OF FAMILY NO. 13 FOR 24 WEEKS—Continued.

Date.	Article.	Cost	Date.	Article.	Cost.
1908.			1908.		
Mar. 14	Salmon.....	\$0.15	Apr. 2	Pork.....	\$0.15
14	Bread.....	.05	2	Tablet.....	.05
14	Salad.....	.10	3	Lawn.....	.31
16	Corn.....	.25	3	Potatoes.....	.35
16	Shoulder.....	.15	3	Meat.....	.10
17	Beans.....	.10	3	Beans.....	.10
17	Sausage.....	.15	3	Sausage.....	.15
17	Sirup.....	.10	4	Meat.....	.23
17	Candy.....	.01	4	Shoulder.....	.15
17	Potatoes.....	.15	4	Butter.....	.25
18	Pickles.....	.10	4	Onions.....	.10
18	Snuff.....	.05	6	Shoe laces.....	.02
18	Pork.....	.25	6	Shoulder.....	.15
19	Sausage.....	.15	6	Cabbage.....	.10
19	Flour.....	.40	7	Pork.....	.15
20	Ham.....	.20	7	Lard.....	.25
20	Shoulder.....	.15	7	Meat.....	.25
20	Beans.....	.10	7	Salad.....	.15
20	Baking powder.....	.10	8	Shoulder.....	.15
21	Cheese.....	.20	8	Oil.....	.15
21	Flour.....	3.15	8	Sweet potatoes.....	.35
21	Potatoes.....	.18	8	Meal.....	.25
21	Coffee.....	.17	8	Snuff.....	.05
21	Steak.....	.60	9	Pork.....	.16
21	Ham.....	.10	9	Laundry.....	.33
21	Corn.....	.25	10	Sirup.....	.25
21	Tomatoes.....	.10	10		.05
21		.10	10	Eggs.....	.16
21	Cup.....	.05	10	Extract.....	.05
22	Soap.....	.25	10	Beans.....	.10
22	Postum.....	.15	10	Butter.....	.13
22	Scissors.....	.25	11	Sugar.....	.25
23	Meat.....	.25	11	Ham.....	.20
23	Milk.....	.10	11	Peaches.....	.20
23	Sausage.....	.25	11	Salmon.....	.10
23	Lard.....	.25	11	Coffee.....	.17
23	Lemons.....	.05	11	Milk.....	.10
24	Turpentine.....	.05	13	Pencil.....	.05
24	Molasses.....	.25	13	Pork.....	.16
24	Eggs.....	.18	13	Beans.....	.10
24	Tablet.....	.05	13	Tomatoes.....	.10
24	Dry goods.....	.05	13	Lard.....	.25
25	Sugar.....	.25	13	Meat.....	.25
25	Leather.....	.24	13	Salt.....	.05
25	Ham.....	.20	14	Beans.....	.10
25	Oil.....	.15	14	Fish.....	.10
25	Potatoes.....	.30	14	Peas.....	.10
25	Thread.....	.05	15	Snuff.....	.05
25	Vinegar.....	.01	15	Bacon.....	.20
25	Snuff.....	.05	15	Salmon.....	.15
25	Towels.....	.25	16	Shoulder.....	.18
25	Beans.....	.10	16	Potatoes.....	.15
25	Shoulder.....	.15	17	Sausage.....	.15
27	Peaches.....	.20	17	Butter.....	.15
27	Cheese.....	.20	17	Eggs.....	.16
27	Pickles.....	.10	18	Sausage.....	.15
27	Meat.....	.25	18	Butter.....	.15
27	Ham.....	.20	18	Raisins.....	.15
28	Butter.....	.13	18	Shoes.....	1.40
28	Eggs.....	.17	18	Hose.....	.15
28	Extract.....	.10	18	Shoulder.....	.25
28	Tomatoes.....	.10	18	Candy.....	.01
28	Meal.....	.05	18	Meat.....	.25
28	Pepper.....	.05	18	Corn.....	.25
28	Shoulder.....	.25	21	Pork.....	.16
30	Meat.....	.25	21	Canned goods.....	.25
30	Laundry.....	.10	21	Sirup.....	.05
30	Starch and bluing.....	.10	21	Salmon.....	.15
30	Lard.....	.25	21	Flour.....	.80
30	Eggs.....	.16	21	Sirup.....	.25
31	Alum.....	.02			
31	Cabbage.....	.05		Total.....	13.68
31	Salad.....	.15			
31	Sugar.....	.25			
31	Sausage.....	.15	May 6	Fish.....	.10
31	Snuff.....	.05	7	Tablet.....	.05
			7	Potatoes.....	.30
			7	Wheat.....	.30
			7	Tomatoes.....	.15
			7	Cheese.....	.25
			8	Eggs.....	.18
Apr. 1	Potatoes.....	.30	8	Sirup.....	.25
2	Meat.....	.30	8		
	Total.....	24.65			



STORE ACCOUNT OF FAMILY NO. 13 FOR 24 WEEKS—Continued.

Date.	Article.	Cost.	Date.	Article.	Cost.
1908.			1908.		
May 8	Buttons.....	\$0.15	May 25	Buttons.....	\$0.05
9	Flour.....	1.45	25	Pepper.....	.05
9	Oil.....	.15	25	Salad.....	.08
9	Salt.....	.05	26	Peaches.....	.11
9	Pineapple.....	.20	26	Meat.....	.50
9	Pork.....	.20	26	Ham.....	.20
9	Dry goods.....	1.50	26	Oil.....	.15
9	Ribbon.....	.20	26	Berries.....	.10
9	Ham.....	.30	28	Pork.....	.18
9	Corn.....	.25	28	Potatoes.....	.10
9	Peaches.....	.11	28	Sugar.....	.25
9	Meat.....	.25	28	Peaches.....	.11
9	Candy.....	.05	29	Writing paper.....	.25
9	Hose.....	.10	29	Pencil.....	.05
11	Soap.....	.05	29	Eggs.....	.20
11	Pencil.....	.01	29	Tomatoes.....	.08
11	Beans.....	.15	29	Apples.....	.08
11	Onions.....	.10	29	Lard.....	.25
11	.....	.05	30	Shoulder.....	.35
11	Lawn.....	.75	30	Pork.....	.25
11	Thread.....	.05	30	Ham.....	.20
12	Eggs.....	.18	30	Flour.....	.80
12	Lard.....	.25	30	Potatoes.....	.10
12	Beans.....	.10	30	Onions.....	.05
13	Meat.....	.25	30	Eggs.....	.10
13	Berries.....	.10	30	Hose.....	.20
13	Sugar.....	.13	31	Laundry.....	.13
13	Ham.....	.20	31	Coconut.....	.10
14	Tomatoes.....	.16		Total.....	37.32
14	Berries.....	.10			
14	Ham.....	.20			
15	Berries.....	.25	June 1	Snuff.....	.05
15	Cabbage.....	.10	1	Dry goods.....	.40
15	Sugar.....	.25	2	Beans.....	.10
15	Duck.....	.50	2	Salt.....	.05
16	Peaches.....	.11	2	Coffee.....	.25
16	Salmon.....	.20	2	Sirup.....	.10
16	Apples.....	.08	2	Snaps.....	.10
16	Onions.....	.10	2	Tomatoes.....	.08
18	Corn.....	.10	3	Ribbon.....	.10
18	Peaches.....	.11	3	Ham.....	.20
18	Tomatoes.....	.08	3	Onions.....	.05
18	Snuff.....	.05	4	Vinegar.....	.05
18	Meat.....	.25	4	Rice.....	.20
18	Pork.....	.18	4	Pants.....	.50
18	Apples.....	.08	4	Ribbon.....	.20
18	Soda.....	.05	4	Cabbage.....	.05
18	Beans.....	.15	4	Potatoes.....	.05
18	Potatoes.....	.10	4	Blackberries.....	.10
18	Thread.....	.05	5	Shoulder.....	.18
19	Lace.....	.35	6	Lace.....	.18
19	Insertion.....	.80	6	Beans.....	.08
19	Potatoes.....	.10	6	Potatoes.....	.08
19	Eggs.....	.18	6	Dry goods.....	1.25
19	Onions.....	.05	6	Meat.....	.25
20	Beans.....	.25	6	Meat.....	.28
20	Fish.....	.25	6	Lard.....	.50
21	Ham.....	.20	6	Flour.....	1.40
21	Meat.....	.25	6	Fish.....	.40
21	Lard.....	.25	6	Beet.....	.10
21	Meal.....	.28	6	Hat.....	.10
21	Beans.....	.13	6	Irish potatoes.....	.08
21	Mentholatum.....	.25	6	Peaches.....	.20
22	Suit.....	14.00	6	Sugar.....	.25
22	Collar.....	.15	6	Cap.....	.15
22	Hose.....	.10	8	Molasses.....	.25
22	Berries.....	.25	8	Pearline.....	.05
22	Sugar.....	.25	8	Beans.....	.08
23	Flour.....	.80	8	Irish potatoes.....	.08
23	Coconut.....	.10	8	Eggs.....	.20
23	Potatoes.....	.05	8	Bread.....	.10
23	Eggs.....	.18	8	Snuff.....	.05
23	Soap.....	.25	8	Dry goods.....	.21
23	Cabbage.....	.05	9	Tomatoes.....	.08
23	Snaps.....	.10	9	Eggs.....	.20
23	Onions.....	.05	10	Meat.....	.50
23	Butter.....	.13	10	Berries.....	.10
25	Tablet.....	.05	10	Potatoes.....	.10
25	Tomatoes.....	.08	10	Beans.....	.15
25	Peaches.....	.11	10	Eggs.....	.20
25	Snaps.....	.05	10	Matches.....	.05



## STORE ACCOUNT OF FAMILY NO. 13 FOR 24 WEEKS—Concluded.

Date.	Article.	Cost.	Date.	Article.	Cost.
1908.			1908.		
June 10	Oil.....	\$0.15	Oct. 30	Sirup.....	\$0.10
10	Snaps.....	.05	30	Sausage.....	.25
11	Cheese.....	.20	31	Coconut.....	.10
11	Hose.....	.10	31	Eggs.....	.15
11	Ham.....	.20	31	Beans.....	.10
11	Bread.....	.05	31	Meat.....	.25
11	Dry goods.....	.75	31	Extract.....	.10
11	Bacon.....	1.15	31	Potatoes.....	.25
13	Cakes.....	.10	31	Steak.....	.25
13	Pickles.....	.10	31	Lard.....	.25
13	Postum.....	.15	31	Irish potatoes.....	.15
13	Soda.....	.05		Total.....	8.66
13	Potatoes.....	.08			
13	Peaches.....	.11	Nov. 2	Beans.....	.10
13	Baking powder.....	.10	2	Sausage.....	.15
13	Soap.....	.25	2	Candy.....	.01
13	Peaches.....	.11	2	Pen.....	.02
15	Eggs.....	.20	2	Snuff.....	.05
15	Pepper.....	.05	3	Sausage.....	.15
15	Lard.....	.25	4	Sausage.....	.15
15	Salmon.....	.15		Total.....	.63
15	Apples.....	.08			
15	Pills.....	.25	Dec. 5	Hose.....	.15
16	Sugar.....	.25	5	Lard.....	.25
16	Snuff.....	.05	5	Sweet potatoes.....	.08
17	Apples.....	.20	5	Salt.....	.05
17	Potatoes.....	.30	5	Meat.....	.25
17	Meat.....	.25	5	Thread.....	.05
17	Bread.....	.10	5	Ginger.....	.18
17	Cheese.....	.20	5	Rice.....	.25
17	Pickles.....	.05	5	Butter.....	.15
17	Tomatoes.....	.15	5	Shoes.....	2.25
17	Eggs.....	.20	5	Meat.....	.25
17	Butter.....	.15	7	Steak.....	.15
	Total.....	17.09	7	Flour.....	1.65
Oct. 21	Flour.....	1.60	7	Snuff.....	.05
21	Steak.....	.18	7	Molasses.....	.25
21	Lard.....	.25	7	Lawn.....	.55
21	Meat.....	.25	8	Merchandise.....	.15
21	Beans.....	.10	8	Oil.....	.15
22	Eggs.....	.15	8	Beans.....	.10
22	Irish potatoes.....	.25	10	Ham.....	.10
22	Baking powder.....	.10	10	Cabbage.....	.10
22	Soda.....	.05	10	Pepper.....	.05
22	Salt.....	.05	10	Tablet.....	.05
22	Coffee.....	.25	10	Dry goods.....	4.48
23	Calomel.....	.05	10	Lining.....	.60
23	Lard.....	.15	10	Snuff.....	.05
23	Bread.....	.05	12	Lard.....	.25
24	Pork.....	.25	12	Butter.....	.15
24	Hose.....	.10	14	Soap.....	.10
24	Plaster.....	.30	14	Thread.....	.05
24	Ham.....	.10	14	Stiffening.....	.10
24	Rice.....	.10	14	Meat.....	.25
26	Soap.....	.25	16	Ham.....	.10
26	Comb.....	.15	16	Meat.....	.27
26	Pork.....	.18	17	Ribbon.....	.01
26	Lard.....	.25	18	Meat.....	.15
26	Wick.....	.01	18	Lard.....	.25
26	Oil.....	.15	18	Silk and ribbon.....	.37
27	Sugar.....	.25	19	Laundry.....	.13
27	Loin.....	.10	19	Meat.....	.15
27	Meat.....	.25	19	Oil.....	.15
27	Merchandise.....	.04	19	Meat.....	.25
28	Snuff.....	.05	19	Soda.....	.05
28	Ham.....	.20	19	Pork chops.....	.25
28	Tobacco.....	.05	19	Beans.....	.10
28	Beans.....	.10	19	Onions.....	.05
29	Steak.....	.20		Total.....	15.57
29	Sausage.....	.15			

## FAMILY NO. 14.

This family consists at present of the father and two children. Other children lived at home during different parts of the year. The family membership, with age, occupation, and earnings of the members, are shown in the following table:

MEMBERSHIP AND INCOME OF FAMILY NO. 14, 1908.

Relationship.	Sex.	Age.	Occupation.	Industry.	Earnings during year.	Amount paid to family during year.
Husband.....	M.	48	Finishing...	Cotton..	\$262.75	\$262.75
Wife <sup>1</sup> .....	F.	Over 21				
First child.....	F.	18	Housekeeper			
Second child.....	M.	14	Doffer.....	Cotton..	206.92	206.92
Grandmother <sup>2</sup> .....	F.	(?)				
Boarders and lodgers:						
Son.....	M.	Over 21	Weaver.....	Cotton..	392.02	240.00
Son.....	M.	do	do.....			4 90.00
Grandson.....	M.	4				
Total.....						861.69

<sup>1</sup> Died in April, 1909.<sup>2</sup> Died in October, 1908.<sup>3</sup> Not reported.<sup>4</sup> Board and lodging for 9 months.

The family also had a garden, and the value of the vegetables raised and consumed by the family is estimated at \$10.

During October, 1908, the grandmother, who lived with the family, died of old age. On April 12, 1909, the mother died of tuberculosis. She had been ill for more than a year and during the last five months of her life was confined to her bed. The daughter is not well and was compelled to quit working in the mill. She appears tubercular.

They live in a six-room house and pay \$5 per month rent. The house is neat and clean, but it is plainly furnished. The family lives well and represents a standard of living that seems to be common to many of the families of this community. The family expenses exceeded the income by \$22.77.

The following shows the expenditures for the year:

EXPENDITURES OF FAMILY NO. 14, 1908.

Item.	Amount.	Item.	Amount.
Food.....	\$378.96	Lodge dues.....	\$30.20
Rent.....	60.00	Newspapers.....	3.12
Clothing.....	11 <sup>00</sup> 41	Church contributions.....	2.00
Fuel.....	47.00	Washing.....	39.00
Light.....	8.20	Sundries.....	13.00
Tobacco.....	10.40	Funeral expenses.....	30.00
Medicine.....	20.00	Incidentals.....	15.75
Doctor's bills.....	20.00		
Insurance.....	26.00	Total.....	823.04

During the last year of her life no new clothes were purchased for the mother. Indeed, as soon as she realized that she had tuberculosis she refused to have the doctor or to take any more medicine. She



did this in order to save the expense. The following are the clothes purchased for the other members of the family:

## EXPENDITURES OF FAMILY NO. 14 FOR CLOTHING, 1908.

## MALES.

Article.	Father (age 48).		Son (age 14).		Article.	Father (age 48).		Son (age 14).	
	Number.	Cost.	Number.	Cost.		Number.	Cost.	Number.	Cost.
Suit.....	1	\$18.00	1	\$6.00	Collars.....			4	\$0.50
Trousers.....	1	4.50	4	4.00	Neckties.....			2	.50
Shirts, white.....			3	2.25	Barbering.....		\$2.40		2.00
Shirts, colored.....	6	3.00	4	1.50	Stockings.....		1.00		1.00
Shoes.....	2	6.00	4	9.00	Total.....		37.90		26.75
Hat.....	1	3.00							

## FEMALES.

Article.	Ready-made (material).	Not ready-made.					Total cost.	
		Material.	Price per yard.	Number of yards.	Trim-mings.	Made at home.		Cost of making dress.
DAUGHTER (AGE 18).								
1 suit.....	Wool.....	Woolen.....	\$0.75	4	\$0.10	No.	\$1.25	\$13.00
1 skirt.....		do.....	.50	4	.10	No.	1.00	4.35
Do.....		Voile.....	.25	10	.10	No.	1.50	3.10
1 dress.....		Lawn.....	.15	10	.10	No.	1.00	4.10
Do.....		Linen.....	.25	8	.10	Yes.		2.60
Do.....		Calico.....	.08	40	.40	Yes.		2.10
4 dresses.....		Cotton.....	.08	12		Yes.		3.60
3 petticoats.....								.96
1 corset.....								.50
1 hat (summer).....								3.50
1 hat (winter).....								3.75
12 stockings.....								1.20
4 shoes.....								12.00
Total.....								54.76

The average value of food consumed per week per man unit for the year covered was \$1.27. The family did not keep a menu. Their account at the company store is shown and this gives the food purchased.

## STORE ACCOUNT OF FAMILY NO. 14.

Date.	Article.	Cost.	Date.	Article.	Cost.
1908.			1908.		
Jan. 1	Pork.....	\$0.30	Jan. 4	Beans.....	\$0.10
1	Tobacco.....	.20	4	Berries.....	.10
1	Beans.....	.10	4	Soap.....	.10
1	Lard.....	.25	4	Turnips.....	.10
1	Fruit.....	.17	4	Ribs.....	.60
1	Coffee.....	.35	4	Hose.....	.15
3	Sugar.....	.25	4	Peaches.....	.15
3	Berries.....	.10	4		.05
3	Beans.....	.10	4	Pork.....	.16
3	Eggs.....	.15	6	Beans.....	.10
2	Sausage.....	.25	6	Soap.....	.05
4	Ham.....	3.15	6	Meat.....	.20
4	Lard.....	.50	6	Pork.....	.50



STORE ACCOUNT OF FAMILY NO. 14—Continued.

Date.	Article.	Cost.	Date.	Article.	Cost.
1908.			1908.		
Jan. 6	Coffee.....	\$0.35	Feb. 29	Salt.....	\$0.05
6	Sugar.....	.25	29	Hose.....	.25
6	Jelly.....	.10	29	Coffee.....	.10
6	Berries.....	.30		Total.....	10.18
6	Beans.....	.30			
7	Oil.....	.40	Mar. 2	Soap.....	.05
8	Tobacco.....	.20	2	Molasses.....	.13
9	Salt.....	.10	3	Matches.....	.05
9	Sage.....	.05	3	Eggs.....	.25
11	Potatoes.....	.05	3	Beans.....	.10
11	Beans.....	.10	3	Cabbage.....	.05
11	Oilcloth.....	.56	3	Peaches.....	.15
11	Coffee pot.....	.10	3	Tomatoes.....	.10
11	Leather.....	.40	4	Lye.....	.25
11	Tacks.....	.10	4	Meal.....	.25
11	Last.....	.30	4	Potatoes.....	.10
13	Medicines.....	1.00	4	Beans.....	.10
13	Tobacco.....	.20	4	Coffee.....	.35
13	Gun.....	.05	5	Soda.....	.05
14	Beans.....	.30	5	Seed.....	.10
14	Soap.....	.05	6	Beans.....	.10
14	Baking powder.....	.05	6	Eggs.....	.40
14	Cloth.....	.55	6	Beets.....	.15
14	Medicine.....	.25	6	Peaches.....	.30
17	Sugar.....	.25	6	Oil (medicine).....	1.00
17	Berries.....	.20	6	Gum.....	.05
17	Coffee.....	.35	6	Meat.....	.32
17	Beans.....	.10	6	Oil.....	.15
17	.....do.....	.30	7	Lard.....	.50
18	Pint cup.....	.05	7	Pickles.....	.10
18	Turnips.....	.10	7	Baking powder.....	.10
18	Peaches.....	.15	7	Preserves.....	.40
18	Picks.....	.10	7	Eggs.....	.20
20	Sugar.....	.25	7	Pork.....	.32
20	Lard.....	.25	7	Shoes.....	3.00
20	Beans.....	.10	9	Salad.....	.15
20	Soap.....	.05	9	Beans.....	.10
20	Beans.....	.10	9	Pork.....	.30
21	Cabbage.....	.05	9	Beans.....	.20
	Total.....	16.74	10	Eggs.....	.20
Feb. 21	Sugar.....	1.40	10	Potatoes.....	.35
21	Lard.....	.50	10	Flour.....	1.60
21	Berries.....	.24	10	Oil.....	.40
21	Beans.....	.10	10	Coffee.....	.35
21	Calico.....	.14	11	Salad.....	.15
21	Percaline.....	.40	13	Dried apples.....	.10
21	Stiffening.....	.10	13	Dried peaches.....	.15
22	Eggs.....	.24	13	Salad.....	.15
22	Fruit.....	.30	13	Beans.....	.10
22	Coffee.....	.35	13	Meat.....	.25
22	Baking powder.....	.10	13	Salt.....	.05
22	Beans.....	.30	13	Meat.....	.23
22	Potatoes.....	.18	14	Lard.....	.50
22	Pork.....	.60	14	Meal.....	.25
22	Tablet.....	.05	14	Coffee.....	.35
22	Cabbage.....	.10	14	Eggs.....	.40
22	Pickles.....	.15	14	Pork.....	.45
22	Snuff.....	.10	14	Loin.....	.25
22	Soap.....	.05	14	Pins.....	.05
22	Lace.....	.15	14	Cake.....	.30
24	Hat.....	.65	16	Beans.....	.10
24	Tobacco.....	.10	16	Cabbage.....	.12
24	Beans.....	.20	16	Tomatoes.....	.10
24	Pork.....	.24	16	Meat.....	.25
25	Thread.....	.05	16	Eggs.....	.40
25	Elastic.....	.05	17	Meat.....	.44
25	Oil.....	.45	17	Preserves.....	.40
25	Beans.....	.36	17	Beans.....	.10
25	.....do.....	.10	17	Snuff.....	.05
25	Meal.....	.25	17	Matches.....	.05
26	Pork.....	.16	18	Peaches.....	.15
27	Gold Dust.....	.05	19	.....do.....	.15
27	Potatoes.....	.05	19	Potatoes.....	.05
27	Cabbage.....	.05	19	Meat.....	.25
27	Pork.....	.32	19	Starch.....	.10
28	Medicine.....	.25	19	Gold Dust.....	.05
28	Apples.....	.10	19	Pins.....	.15
29	Coffee.....	.25	19	Ham.....	.30
29	.....do.....	.05	20	Dried apples.....	.23
29	Eggs.....	.50	20	Flour.....	1.60

STORE ACCOUNT OF FAMILY NO. 14—Continued.

Date.	Article.	Cost.	Date.	Article.	Cost.
1908.			1908.		
Mar. 20	Lard .....	\$0.50	Apr. 4	Eggs .....	\$0.36
20	Sugar .....	.50	4	Meat .....	.25
20	Coffee .....	.35	4	Oil .....	.40
20	Fruit .....	.30	4	Digger .....	.50
20	Snuff .....	.25	6	Beans .....	.10
20	Eggs .....	.36	6	Cabbage .....	.08
20	Beans .....	.30	6	Lard .....	.50
20	Preserves .....	.75	6	Soda .....	.05
20	Candy .....	.05	6	Corn .....	.10
21	Potatoes .....	.35	6	Eggs .....	.18
21	Cabbage .....	.12	6	Ham .....	2.00
21	Tomatoes .....	.10	6	Medicine .....	1.00
21	Shoes .....	1.25	7	Pepper .....	.05
21	Laundry .....	.20	7	Beans .....	.05
23	Oil .....	.40	7	Tobacco .....	.25
23	Meat .....	.27	7	Overalls .....	.50
23	Lamp burner .....	.15	8	Beans .....	.10
23	Lamp wicks .....	.02	8	Berries .....	.12
23	Peppers .....	.05	8	Seed .....	.05
23	Eggs .....	.18	9	Cabbage .....	.14
23	.....	.15	9	Beans .....	.10
25	Coffee .....	.35	9	Tomatoes .....	.10
25	Can .....	.10	9	Starch .....	.10
25	Soap .....	.10	9	Pepper .....	.05
26	Berries .....	.12	9	Gold Dust .....	.05
26	Bluing .....	.05	9	Apples .....	.35
26	Lard .....	.50	10	.....	.10
26	Beans .....	.10	10	Salt .....	.05
26	Meat .....	.58	10	Sauerkraut .....	.05
26	Powder .....	.10	10	Meat .....	.25
26	Tobacco .....	.10	10	Onions .....	.05
27	Salt .....	.05	10	Window shades .....	.70
27	Corn .....	.10	10	Meat .....	.18
27	Potatoes .....	.30	11	Lawn .....	1.10
27	Meal .....	.25	11	Thread .....	.05
27	Sauerkraut .....	.05	11	Calico .....	.55
27	Seeds .....	.05	11	Flour .....	1.45
27	Meat .....	.23	11	Butter .....	.15
27	Beans .....	.10	11	Peaches .....	.15
27	Cake .....	.20	11	Baking powder .....	.10
27	Meat .....	.15	11	.....	.10
27	Lamp chimney .....	.15	11	Cabbage .....	.07
28	Salad .....	.10	11	Tobacco .....	.10
28	Fruit .....	.15	11	Preserves .....	.40
28	Medicine .....	.25	11	Shoes .....	3.00
28	Ham .....	.20	11	Medicine .....	.25
30	Beans .....	.10	11	Snuff .....	.10
30	Berries .....	.12	13	Veal .....	.30
30	Veal .....	.15	13	Lard .....	.50
31	Flour .....	1.50	14	Dry goods .....	.07
31	Peas .....	.10	14	.....	.05
31	Lard .....	.50	14	Meat .....	.25
31	Meat .....	.25	14	Coffee .....	.35
31	Coffee .....	.35	14	Tobacco .....	.05
31	Cloth .....	.25	16	Beans .....	.10
31	Thread .....	.05	16	Starch .....	.05
31	Ham .....	.20	16	Meat .....	.25
			16	Meat .....	.25
	Total .....	36.34	17	Sugar .....	.50
Apr. 1	Beans .....	.10	17	Onions .....	.05
1	Cabbage .....	.10	17	Beans .....	.10
1	Tomatoes .....	.10	18	Lard .....	.20
1	Veal .....	.15	18	Berries .....	.12
2	Corn .....	.10	18	Beans .....	.10
2	Meat .....	.25	18	Butter .....	.15
2	Gum .....	.05	18	Cabbage .....	.07
2	Matches .....	.05	18	Velling .....	.30
2	Soap .....	.05	18	Cakes .....	.25
2	Beans .....	.10	18	Peaches .....	.22
3	Eggs .....	.18	20	Buttons .....	.05
3	Medicine .....	.05	20	Coffee .....	.35
4	Sugar .....	.50	20	Beans .....	.40
4	Beans .....	.10	20	Fertilizer .....	.50
4	Cabbage .....	.15	21	Potatoes .....	.20
4	Vinegar .....	.05	21	Hominy .....	.10
4	Butter .....	.13	22	Meat .....	.20
4	Tomatoes .....	.10	22	Calico .....	.77
4	Beets .....	.12	22	Thread .....	.05
4	Peaches .....	.30	22	Flour .....	1.55
4	Coffee .....	.35	22	Beans .....	.10
			22	Powder .....	.20



STORE ACCOUNT OF FAMILY NO. 14—Continued.

Date.	Article.	Cost.	Date.	Article.	Cost.
1908.			1908.		
Apr. 22	Starch.....	\$0.10	May 11	Matches.....	\$0.05
22	Meal.....	.25	11	Pills.....	.25
23	Meat.....	.35	12	Berries.....	.10
23	Beans.....	.20	13	Beans.....	.30
23	Cabbage.....	.10	13	Flour.....	1.60
23	Matches.....	.05	14	Coffee.....	.35
23	Peaches.....	.15	14	Baking powder.....	.10
23	Coffee.....	.35	15	Peaches.....	.22
23	Sugar.....	.25	15	Beans.....	.10
23	Salt.....	.05	15	Pickles.....	.05
23	Meat.....	.16	16	Beans.....	.25
24	Oilcloth.....	.37	16	Berries.....	.25
24	Beans.....	.10	16	Eggs.....	.18
24	Potatoes.....	.20	16	Lard.....	.25
24	Sugar.....	.50	16	Beans.....	.10
25	Potatoes.....	.20	16	Sugar.....	.25
25	Eggs.....	.27	16	Potatoes.....	.25
25	Berries.....	.25	16	Hose.....	.10
25	Pants.....	.85	18	Beans.....	.10
25	Suspenders.....	.25	18	Pork.....	.27
25	Meat.....	.40	19	Beans.....	.25
27	Beans.....	.20	19	Beans.....	.10
27	Lard.....	.50	19	Potatoes.....	.10
28	Beans.....	.10	20	Pork.....	.18
28	Molasses.....	.13	20	Rice.....	.10
28	Onions.....	.05	20	Vinegar.....	.05
29	Cloth.....	.20	21	Bacon.....	1.05
29	Supporters.....	.10	21	Dress goods.....	1.15
29	Tomatoes.....	.10	21	Peas.....	.10
30	Wash board.....	.10	21	Beans.....	.10
30	Berries.....	.25	21	Potatoes.....	.25
30	Beans.....	.10	21	Berries.....	.10
	Total.....	35.54	22	Dishpan.....	.25
			22	Lawn.....	.40
May 1	Beans.....	.10	22	Buttons.....	.15
1	Eggs.....	.18	22	Berries.....	.20
1	Peaches.....	.14	22	Beans.....	.25
1	Vest.....	.10	22	Eggs.....	.18
2	Snuff.....	.25	22	Liver.....	.10
2	Soap.....	.05	23	Berries.....	.25
2	Flour.....	1.55	23	Beans.....	.20
2	Beans.....	.10	23	Cherries.....	.10
2	Berries.....	.25	23	Flour.....	1.55
2	Onions.....	.05	23	Sugar.....	1.50
2	Beans.....	.25	23	Butter.....	.15
2	Potatoes.....	.20	23	Snuff.....	.25
2	Pickles.....	.10	23	Hose.....	.15
2	Berries.....	.25	23	Pork.....	.27
2	Meat (chops).....	.27	23	Can beans.....	.10
2	Preserves.....	.40	23	Ice.....	.20
4	Beans.....	.20	23	Shirt.....	1.00
4	Onions.....	.05	23	Coffee.....	.35
4	Lard.....	.25	25	Cabbage.....	.07
4	Coffee.....	.35	25	Beans.....	.10
5	Onions.....	.10	25	Onions.....	.05
5	Peas.....	.10	25	Tomatoes.....	.08
5	Potatoes.....	.25	25	Thread.....	.05
7	Salad.....	.08	25	Pork.....	.18
7	Beans.....	.10	25	Ice.....	.05
7	Berries.....	.10	25	Cap.....	.10
7	Soda.....	.05	26	Beans.....	.10
7	Salt.....	.05	27	Pork.....	.18
8	Cloth.....	.63	27	Ice.....	.05
8	Leather.....	.35	28	Beans.....	.10
9	Vest.....	.10	28	Tomatoes.....	.08
9	Meat.....	.20	28	Cabbage.....	.06
9	Sugar.....	.50	28	Meat.....	.25
9	Lard.....	.50	28	Pork.....	.27
9	Berries.....	.20	28	Ice.....	.10
9	Beans.....	.20	28	Beans.....	.20
9	Snaps.....	.25	29	Ham.....	2.48
9	Medicine.....	1.00	29	Lard.....	.50
9	Apples.....	.16	29	Salt.....	.05
9	Tomatoes.....	.08	29	Onions.....	.05
9	Shoes.....	1.50	29	Netting.....	.24
9	Voile.....	2.50	29	Butter.....	.15
9	Eggs.....	.18	29	Cherries.....	.25
9	Shoe polish.....	.10	29	Meat.....	.25
9	Heel plates.....	.05	29	Berries.....	.10
11	Hamburg steak.....	.50	30	Beans.....	.20
11	Snuff.....	.25	30	Fish.....	.40
			30	Ice.....	.15



## STORE ACCOUNT OF FAMILY NO. 14—Continued.

Date.	Article.	Cost.	Date.	Article.	Cost.
1908.			1908.		
May 30	Peas.....	\$0.10	June 15	Hose.....	\$0.15
30	Breakfast food.....	.10	15	Apples.....	.15
30	Dry goods.....	.58	17	Potatoes.....	.10
30	Coffee.....	.35	17	Sugar.....	.50
30	Matches.....	.05	17	Coffee.....	.35
30	Snuff.....	.10			
30	Pickles.....	.25		Total.....	17.70
30	Beets.....	.10			
30	Vinegar.....	.05	Sept. 21	Flour.....	3.00
30	Potatoes.....	.15	21	Meat, ribs.....	.50
30	Berries.....	.13	21	Coffee.....	.35
30	Dry goods.....	.55	21	Soap.....	.10
	Total.....	41.09	21	Oil.....	.15
June 1	Beans.....	.15	21	Potatoes.....	.10
1	Apples.....	.08	21	Crackers.....	.05
1	Pork.....	.60	21	Oranges.....	.10
1	Ice.....	.10	21	Medicine.....	.25
1	Eggs.....	.05	21	Baking powder.....	.05
1	Starch.....	.05	21	Bread.....	.05
1	Cabbage.....	.05	21	Eggs.....	.13
1	Cakes.....	.20	22	Steak.....	.18
1	Eggs.....	.20	22	Sugar.....	.25
1	Steak.....	.18	22	Apples.....	.10
1	Bread.....	.10	22	Steak.....	.18
1	Snaps.....	.15	23	Lard.....	.25
1	Flour.....	1.55	24	Meat.....	1.00
1	Potatoes.....	.15	24	Beans.....	.10
1	Berries.....	.13	24	Ice.....	.05
3	Lard.....	.25	25	Corn.....	.15
3	Coffee.....	.13	25	Potatoes.....	.10
3	Ice.....	.05	25	Oranges.....	.10
4	Apples.....	.08	25	Ice.....	.35
4	Meat.....	.25	25	Soap.....	.05
4	Cabbage.....	.05	26	Lemons.....	.05
4	Potatoes.....	.18	26	Baking powder.....	.05
4	Ice.....	.05	26	Ice.....	.10
5	Beans.....	.15	28	Coffee.....	.35
5	Berries.....	.10	28	Meat.....	1.00
5	Preserves.....	.40	28	Beans.....	.30
5	Cakes.....	.10	28	Goblets.....	.15
5	Eggs.....	.10	28	Crackers.....	.05
5	Chickens.....	.70	28	Potatoes.....	.10
5	Pork chops.....	.18	28	Ice.....	.05
5	Butter.....	.15	30	Needles.....	.05
5	Cakes.....	.20	30	Thread.....	.05
5	Eggs.....	.20			
5	Coffee.....	.35		Total.....	9.99
6	Lard.....	.25	Oct. 3	Beans.....	.20
6	Laundry.....	.20	3	Eggs.....	.13
6	Snuff.....	.25	3	Baking powder.....	.05
6	Chickens.....	.75	3	Cabbage.....	.07
6	Lard.....	.50	3	Coffee.....	.35
6	Meal.....	.28	3	Meat.....	.60
6	Meat.....	.65	5	Beans.....	.20
6	Beans.....	.30	5	Bread.....	.05
8	Thread.....	.05	5	Soap.....	.10
8	Cloth.....	.75	5	Matches.....	.05
8	Berries.....	.20	6	Salt.....	.05
8	Starch.....	.10	6	Bread.....	.05
8	Cakes.....	.10	6	Soda.....	.05
8	Beans.....	.15	6	Potatoes.....	.10
8	Cabbage.....	.06	6	Beans.....	.40
8	Berries.....	.10	6	Snuff.....	.25
9	do.....	.10	6	Cod-liver oil.....	1.00
9	Beans.....	.15	7	Pork.....	.18
9	Snaps.....	.15	7	Oil.....	.15
10	Beans.....	.15	8	Flour.....	3.20
10	Ice.....	.05	8	Corn.....	.15
10	Potatoes.....	.10	8	Meat.....	.65
10	Coffee.....	.35	8	Coffee.....	.35
10	Soap.....	.25	9	Lard.....	.50
11	Beans.....	.15	9	Eggs.....	.13
11	Berries.....	.10	9	Tacks.....	.05
12	Salt.....	.05	9	Baking powder.....	.10
12	Sugar.....	.50	9	Steak.....	.18
12	Lard.....	.50	9	Lamp chimney.....	.15
12	Flour.....	1.55	9	Cakes.....	.25
12	Ice.....	.10	10	Cabbage.....	.08
15	Vinegar.....	.05	10	Potatoes.....	.10
			10	Steak.....	.27
			10	Cheese.....	.20

STORE ACCOUNT OF FAMILY NO. 14—Continued.

Date.	Article.	Cost.	Date.	Article.	Cost.
1908.			1908.		
Oct. 10	Crackers.....	\$0.05	Nov. 3	Sugar.....	\$0.25
10	Corn.....	.15	4	Molasses.....	.30
10	Meat.....	.36	5	Beans.....	.15
12	do.....	.18	5	Meat.....	.50
13	Beans.....	.20	5	Lard.....	.50
13	Meat.....	.50	5	Snuff.....	.10
13	Corn.....	.15	5	Turnips.....	.10
13	Snuff.....	.25	6	Cabbage.....	.12
13	Oil.....	.30	6	Potatoes.....	.10
13	Wampole.....	1.00	6	Ribs.....	.13
15	Pork.....	.27	20	Stew.....	.25
15	Coffee.....	.25	20	Pepper.....	.05
16	Lard.....	.50	20	Meat.....	.50
16	Beans.....	.10	20	Candy.....	.05
16	Meat.....	.10	20	Snuff.....	.25
16	Potatoes.....	.15	20	Lampwicks.....	.05
16	Onions.....	.10	21	Onions.....	.05
17	Eggs.....	.15	21	Potatoes.....	.10
17	Sugar.....	.25	21	Dry goods.....	2.00
17	Ham.....	.50	21	Flour.....	3.10
17	Barrel.....	.20	21	Tobacco.....	.25
19	Meat.....	.55	21	Shoes.....	1.50
19	Beans.....	.10	21	Coffee.....	.25
19	Cheese.....	.10	21	Lard.....	.50
20	Beans.....	.20	21	Sugar.....	.50
20	Turnips.....	.10	21	Medicine.....	1.00
20	Pork.....	.23	21	Steak.....	.23
21	Chops.....	.18	21	Pork.....	.60
21	Beans.....	.10	21	Cap.....	.50
21	Matches.....	.05	21	Whisk broom.....	.10
23	Pork.....	.23	23	Oil.....	.15
23	Beans.....	.10	23	Beans.....	.20
23	Turnips.....	.10	23	Baking powder.....	.10
23	Meat.....	.65	23	Soap.....	.05
23	Baking powder.....	.10	24	Stew.....	.30
23	Tobacco.....	.25	24	Meat.....	.25
24	Beans.....	.20	25	Beans.....	.20
24	Lard.....	.50	25	Rice.....	.10
24	Eggs.....	.15	25	Meat.....	.10
24	Pork.....	.70	26	Turnips.....	.20
24	Steak.....	.18	26	Postum.....	.15
24	Shoes.....	2.00	27	Sugar.....	.25
24	Onions.....	.05	27	Tobacco.....	.25
24	Salt.....	.05	27	Bear.....	.10
24	Beans.....	.10	27	Molasses.....	.50
26	Flour.....	3.20	27	Baking powder.....	.10
26	Molasses.....	.30	27	Meat.....	.25
26	Meal.....	.30	27	do.....	.23
26	Beans.....	.20	28	do.....	.50
26	Cabbage.....	.05	28	Beans.....	.20
26	Snuff.....	.25	28	Rice.....	.10
27	Beans.....	.10	28	Coffee.....	.25
27	Meat.....	.50	28	Eggs.....	.15
27	Cabbage.....	.04	28	Ice.....	.05
27	Starch.....	.05	28	Collar.....	.10
27	Tablet.....	.05	28	Buttons.....	.05
27	Sausage.....	.20		Total.....	19.51
27	Tonic.....	.50			
28	Beans.....	.10	Dec. 1	Beans.....	.20
28	Turnips.....	.10	1	Salt.....	.05
28	Cheese.....	.20	2	Gold Dust.....	.05
28	Beans.....	.10	2	Starch.....	.05
30	Cabbage.....	.07	3	Beans.....	.20
30	Potatoes.....	.10	3	Rice.....	.10
30	Tobacco.....	.25	3	Bacon.....	.15
31	Beans.....	.20	3	Tobacco.....	.25
31	Turnips.....	.10	3	Meat.....	.23
31	Soda.....	.10	4	Eggs.....	.15
31	Coffee.....	.35	4	Snuff.....	.25
31	Meat.....	.15	4	Laundry.....	.25
31	Medicine.....	.25	5	Coffee.....	.25
31	Meat.....	.50	5	Potatoes.....	.10
31	Lard.....	.25	5	Onions.....	.15
31	Ribs.....	.38	5	Lard.....	.50
31	Slippers.....	.25	5	Hose.....	.15
	Total.....	32.26	5	Beans.....	.10
			5	Pork.....	.30
Nov. 2	Beans.....	.10	5	Steak.....	.30
3	do.....	.10	7	Beans.....	.20
3	Soap.....	.05	8	Coffee.....	.20
3	Potatoes.....	.15	10	Ribs.....	.25
3	Oil.....	.15	10	Beans.....	.20



## STORE ACCOUNT OF FAMILY NO. 14—Concluded.

Date.	Article.	Cost.	Date.	Article.	Cost.
1908.			1909.		
Dec. 10	Sugar.....	\$0.50	Mar. 15	Soap.....	\$0.05
10	Bacon.....	.15	15	Flour.....	1.68
11	Meat.....	.35	15	Eggs.....	.18
12	Liver.....	.25	16	Potatoes.....	.15
12	Meat.....	.55	16	Acid.....	.10
12	Lard.....	.50	16	.....	.25
12	Beans.....	.20	17	Salad.....	.15
12	Coffee.....	.60	17	do.....	.15
12	Pickles.....	.10	17	Lamp globes.....	.10
14	Peaches.....	.15	17	Eggs.....	.36
14	Soap and Gold Dust.....	.10	17	Soda.....	.05
14	Blueing.....	.05	17	Salt.....	.15
15	Postum.....	.15	17	Snuff.....	.25
15	Rice.....	.10	17	.....	.05
15	Salt.....	.05	17	Tomatoes.....	.10
15	Apples.....	.20	19	Meat.....	.50
16	Hominy.....	.25	19	Baking powder.....	.10
16	Beans.....	.10	19	Beans.....	.25
16	Hose.....	.10	19	Salad.....	.15
16	Pork.....	.38	20	Ribs.....	.30
16	Meat.....	.25	20	Ice.....	.05
16	Cakes.....	.20	20	Coffee.....	.20
16	Pickles.....	.10	20	Laundry.....	.30
17	Ribs.....	.25	20	Lard.....	1.00
17	Pork.....	.35	20	Meat.....	1.80
17	Cabbage.....	.16	20	Tobacco.....	.25
18	Beans.....	.30	20	Shirt.....	.50
18	Rice.....	.20	20	Postum.....	.15
18	Sugar.....	.25	20	Eggs.....	.18
19	Meat.....	.25	20	Salad.....	.15
19	Overalls.....	1.00	20	Soap and Gold Dust.....	.25
19	Pork.....	.38	20	Eggs.....	.36
19	Steak.....	.23	23	Cabbage.....	.10
19	Tablet.....	.05	23	Tomatoes.....	.12
21	Beans.....	.20	23	Beans.....	.25
	Total.....	13.63	23	Salt.....	.05
1909.			23	Court-plaster.....	.10
Mar. 1	Baking powder.....	.10	24	Nuts.....	.25
1	Beans.....	.25	24	.....	.30
1	Medicine.....	.25	24	Cabbage.....	.10
1	Tobacco.....	.25	24	Acid.....	.10
2	Nutmegs.....	.05	26	Tomatoes.....	.10
2	Blueing.....	.05	26	.....	.25
5	Beans.....	.20	26	Potatoes.....	.18
5	Cabbage.....	.10	27	do.....	.10
5	Crackers.....	.10	27	Medicine.....	.25
5	Tomatoes.....	.10	27	Sugar.....	.50
5	.....	.15	27	Grits.....	.15
5	Acid.....	.10	27	Oatmeal.....	.13
5	Hose.....	.15	27	Cabbage.....	.15
5	Pins.....	.05	27	Snuff.....	.25
6	Meat.....	.30	27	Ribs.....	.40
6	.....	.23	27	Laundry.....	.30
6	Laundry.....	.20	27	Flour.....	1.65
6	Eggs.....	.40	27	.....	.20
6	Molasses.....	.30	27	Ice.....	.05
6	Snuff.....	.25	27	.....	.30
6	Cabbage.....	.15	29	Eggs.....	.36
6	Crackers.....	.05	29	Potatoes.....	.15
6	Tomatoes.....	.10	29	Peas.....	.10
6	Tobacco.....	.10	29	Beans.....	.25
6	Lard.....	1.00	29	Acid.....	.10
6	Sugar.....	1.00	29	Eggs.....	.36
6	Beans.....	.25	30	.....	.15
6	Onions.....	.30	30	Snuff.....	.15
6	Potatoes.....	.15	31	Meat.....	.40
6	Vinegar.....	.05	31	Preserves.....	.60
6	Oil.....	.15	31	Snuff.....	.15
8	Snuff.....	.15	31	.....	.23
8	Ice.....	.05	31	Acid.....	.05
8	Salad.....	.15	31	Peas.....	.25
8	Postum.....	.15	31	Meat.....	.50
8	Soap.....	.05	31	Beans.....	.25
12	Beans.....	.25	31	Eggs.....	.35
12	Blueing.....	.05	31	Bananas.....	.10
12	Salt.....	.05	31	Lard.....	.50
12	Toothpicks.....	.05	31	Tomatoes.....	.10
13	Salad.....	.30	31	Sugar.....	.50
13	Tobacco.....	.25	31	Ice.....	.05
13	Lemons.....	.05			
15	Beans.....	.25		Total.....	30.83



## FAMILY NO. 15.

This family lives very simply. The family consists of the father and mother and five children. The membership of the family and the sex, age, occupation, and earnings of each member are shown in the following table:

MEMBERSHIP AND INCOME OF FAMILY NO. 15, 1908.

Relationship.	Sex.	Age.	Occupation.	Industry.	Earnings during year.	Amount paid to family during year.
Husband.....	M.	56	Spare.....	Cotton.	\$229.91	\$229.91
Wife.....	F.	55	Housekeeper			
First child.....	F.	23	Weaver.....	Cotton.	197.63	120.00
Second child.....	M.	22	do.....	do...	380.10	120.00
Third child.....	F.	16	Spinner.....	do...	95.51	95.51
Fourth child.....	F.	15	At home.....			
Fifth child.....	M.	14	Doffer.....	Cotton.	124.53	124.53
Total.....						689.05

The value of the vegetables raised and consumed by the family is estimated at \$10. The average value of food consumed per week per man unit for the year covered was \$1.70.

The two older children pay board to the family. The son, who earns more than anyone else, is frequently obliged, however, to give more than the \$10 a month board, as the family expenses are in excess of their income. The 15-year old girl is very delicate and has been unable to work during the past year. The other members of the family are apparently in good health.

The family occupies a four-room house for which they pay \$4 a month rent. The furnishings are very plain, but everything is clean about the place. The bedroom that is used as the general sitting room has a cheap ingrain carpet on the floor. It contains an oak bureau and washstand and only one bed. The other bedrooms contain two beds. The floors are bare and there are no curtains at the windows.

They spend little on amusements. The charge noted for amusements was for car fare chiefly.

The annual expenditures are as follows:

EXPENDITURES OF FAMILY NO. 15, 1908.

Item.	Amount.	Item.	Amount.
Food.....	\$520.00	Doctor's bills.....	\$10.00
Rent.....	48.00	Newspapers.....	3.20
Clothing.....	140.43	Amusements.....	20.00
Fuel.....	36.00	Sandries.....	9.00
Light.....	7.80	Taxes.....	1.00
Tobacco.....	5.20		
Drinks.....	2.90	Total.....	1 804.63
Medicine.....	2.00		

<sup>1</sup> This total shows an excess of expenditures over income of \$115.58. This was met by the eldest son.





## FAMILY NO. 16.

The father in this family is an itinerant preacher. The family represents a standard of living very high among cotton-mill workers. The following gives the membership of the family, with the age, occupations, and earnings of the members:

MEMBERSHIP AND INCOME OF FAMILY NO. 16, 1908.

Relationship.	Sex.	Age.	Occupation.	Indus-try.	Earn-ings during year.	Amount paid family during year.
Husband.....	M.	49	Preacher.....		\$50.00	\$50.00
Wife.....	F.	49	Housekeeper.....			
First child.....	M.	25	Store clerk.....			126.00
Second child.....	F.	16	Spinner.....	Cotton.	225.53	132.00
Third child.....	M.	14	School.....		177.96	177.96
Fourth child.....	F.	9				
Married daughter.....	F.	Over 21	Weaver.....	Cotton.	316.58	132.00
Son-in-law.....	M.	Over 21	do.....	do.		166.00
Boarder and lodger.....	F.	Over 21				132.00
Do.....	M.	Over 21				126.00
Total.....						941.96

<sup>1</sup> Board and lodging for six months.

Income from milk and butter amounted to \$20, making a total cash income of \$961.96. The family also consumed garden vegetables of their own raising valued at \$20, and they keep a cow.

The family live in a 6-room house, for which they pay \$5 per month rent. The house is exceedingly well cared for and well furnished. There are carpets on the floors of two rooms. They have an organ, center table, pictures, rocking chairs, high bedsteads, and lace curtains. Everything indicates a high degree of comfort. The two older children are allowed to keep their wages, but are charged for their board. They buy their own clothes and do with their money as they see fit. The 14-year-old boy came in from school while a part of the information for the study was being obtained. His clothes fitted well and were in good taste, and he wore a white negligee shirt with standing linen collar, a necktie, and gloves. He appeared bright and intelligent.

The diversions and amusements of the family are going to church, church sociables, parties, entertainments, and picnics.

The following shows the expenditures of the family during the year:

EXPENDITURES OF FAMILY No. 16, 1908.

Item.	Amount.	Item.	Amount.
Food.....	\$403.00	Incidentals.....	\$12.80
Rent.....	60.00	Sundries.....	5.10
Clothing.....	165.62	Candy.....	2.55
Fuel.....	72.00	Washing.....	45.00
Light.....	9.00	Barbering.....	8.00
Medicine.....	2.90	Cow feed.....	90.00
Newspapers.....	3.50	Furnishings.....	25.55
Books.....	4.00		
Church contributions.....	48.50	Total.....	962.52
Amusements.....	5.00		





The average value of food consumed per week per man unit (including milk and butter from cow) for the year covered was \$1.27. The family did not keep a menu. The following is the account at the company store for rations:

STORE ACCOUNT OF FAMILY NO. 16 IN VARIOUS MONTHS, 1908.

Date.	Article.	Cost.	Date.	Article.	Cost.
Feb. 8	Shoes.....	\$1.25	Mar. 6	Rugs.....	\$0.50
8	Cheese.....	.40	6	Tacks.....	.05
8	Meat.....	.60	6	Yarn.....	.55
8	Candy.....	.05	7	Hay.....	1.35
8	Apples.....	.10	7	Salt.....	.05
8	Ribs.....	.50	7	Matches.....	.05
13	Coffee.....	.35	7	Bread.....	.05
13	Flour.....	1.50	7	Potatoes.....	.30
13	Fruit.....	.30	7	Lamp.....	1.25
13	Candy.....	.05	10	Seeds.....	.10
13	Lard.....	.50	10	Potatoes.....	.70
13	.....	.25	12	do.....	.60
13	Tablet.....	.05	12	Coconut.....	.15
14	Cottonseed hulls.....	.75	12	Candy.....	.10
14	Salt.....	.05	12	Oil.....	.15
14	Soda.....	.10	13	Pork chops.....	.25
14	Coconut.....	.05	13	Staples.....	.10
15	.....	.40	13	Elastic.....	.05
15	Oysters.....	.40	14	Cheese.....	.20
15	Crackers.....	.10	14	Apples.....	.15
19	Meal.....	.25	14	Chops.....	.25
19	Potatoes.....	.30	14	Ham.....	.25
20	Knitting needles.....	.05	19	Ship stuff (feed).....	1.75
20	Calico.....	.24	19	Meal.....	.25
20	Fruit.....	.30	20	.....	.30
21	Shipstuff (feed).....	1.25	20	Coffee.....	.25
21	Cheese.....	.30	20	Sugar.....	1.50
21	Meat.....	.50	20	Meat.....	.55
21	Potatoes.....	.60	20	Meal.....	.25
21	Coffee.....	.25	20	Potatoes.....	.70
21	Corn.....	.25	20	Corn.....	.25
21	Soap.....	.25	20	Extract.....	.10
21	Gold Dust.....	.25	20	Apples.....	.15
21	Extract.....	.10	21	.....	.10
21	Lemons.....	.15	21	Salt.....	.10
21	Candy.....	.10	21	Candy.....	.05
21	Needles.....	.05	21	.....	.05
21	Calico.....	.28	21	Chops.....	.25
21	Purse.....	.15	24	Cheese.....	.45
21	Belt.....	.25	24	Fruit.....	.30
21	Goods.....	.75	24	Cake.....	.20
21	Pork.....	.25	24	Candy.....	.05
22	Wool thread.....	.25	24	Wheat.....	.30
25	Pencil.....	.02	28	Medicine.....	1.00
25	Dry goods.....	1.02	28	Potatoes.....	.15
25	Beans.....	.30	28	Chops.....	.20
25	Apples.....	.15		Total.....	22.05
26	Salt.....	.05			
26	Pliers.....	.50	Apr. 2	Meal.....	.25
28	Comb.....	.05	2	Coffee.....	.13
29	Shoes.....	3.00	2	Salt.....	.10
	Total.....	19.96	4	Shoes.....	1.40
Mar. 2	.....	.30	4	Chops.....	.30
3	Sausage.....	.25	4	.....	.25
3	Chicken.....	.40	6	Fruit.....	.55
3	Candy.....	.05	6	Flour.....	3.10
3	Seeds.....	.50	6	Meat.....	.50
3	Rug.....	.25	6	Coffee.....	.50
3	Pork chops.....	.25	6	Soap.....	.25
6	Meal.....	.45	6	Meat.....	.60
6	Coffee.....	.25	6	Corn.....	.25
6	Soda.....	.10	6	Lard.....	.55
6	Molasses.....	.25	6	Beans.....	.20
6	Lard.....	.40	6	Cheese.....	.40
6	Meat.....	.55	6	Soda.....	.05
6	Extract.....	.10	6	Baking powder.....	.10
6	Soap.....	.10	6	Potatoes.....	.60
6	Pickles.....	.10	6	Candy.....	.05
6	Beans.....	.30	6	Calico.....	.24
6	Candy.....	.10	6	Seeds.....	.05
6	Cheese.....	.40	6	Matting.....	1.15
6	Glasses.....	.50	6	Steak.....	.25
			6	Lam.....	.25



STORE ACCOUNT OF FAMILY NO. 16 IN VARIOUS MONTHS, 1908—Continued.

Date.	Article.	Cost.	Date.	Article.	Cost.
Sept. 7	Cakes.....	\$0.10	Oct. 21	Tablet.....	\$0.05
9	Belt.....	.25	22	Beets.....	.15
9	Beans.....	.10	24	Fish.....	.15
11	Hat.....	.50	26	Cotton.....	.48
11	Bread.....	.10	28	Tobacco.....	.05
18	Chops.....	.25	28	Ribs.....	.50
18	Potatoes.....	.30	29	Sausage.....	.25
18	Eggs.....	.32	29	Candy.....	.05
18	Cocoa.....	.05	31	Ribs.....	.50
18	.....	.25	31	Sausage.....	.25
18	Shoes.....	1.50	31	Cappadine.....	.10
	Total.....	15.79	31	Cake.....	.20
			31	Cheese.....	.40
			31	Bread.....	.10
			31	Eggs.....	.15
				Total.....	43.93
Sept. 23	Dry goods.....	2.00	Nov. 4	Meat.....	.25
23	Flour.....	1.45	5	Barrel.....	.75
23	Meat.....	.50	6	Hose.....	.50
23	Apples.....	.34	6	Coffeepot.....	.50
23	Lard.....	1.10	6	Ribs.....	.72
23	Candy.....	.05	6	Liver.....	.25
24	Cap.....	.25	6	Sausage.....	.50
25	Tablet.....	.05	6	Flour.....	3.20
26	Chops.....	.25	6	Meal.....	.60
26	Meat.....	.25	6	Coffee.....	.35
26	Apples.....	.25	6	do.....	.25
26	Grapes.....	.18	6	Lard.....	1.30
26	Shoes (difference).....	.75	6	Meat, rib.....	.65
28	Chicken feed.....	.35	6	Potatoes.....	.60
30	Tacks.....	.20	6	Cheese.....	.40
	Total.....	8.22	6	Oil.....	.65
			6	Cakes.....	.25
			6	Tobacco.....	.10
Oct. 1	Window shades.....	.75	6	Wash pan.....	.20
1	Bread.....	.10	7	Cotton.....	.24
1	Cheese.....	.40	9	Candy.....	.05
1	Thimble.....	.25	9	Knife.....	.25
2	Shades (difference).....	.50	10	Cheese.....	.40
2	Roofing.....	2.00	11	Tablet.....	.05
2	Wire.....	3.50	14	Cocoa.....	.05
2	Nails.....	.20	14	Hatpins.....	.05
2	do.....	.10	14	Calico.....	.24
5	do.....	.04	14	Pork.....	.50
8	Flour.....	3.20	14	Steak.....	.25
8	Coffee.....	.34	14	Sausage.....	.25
8	Coconut.....	.20	16	Tablet.....	.05
8	Beans.....	.20	16	Coffee.....	.17
8	Quinine.....	.10	17	Tablet.....	.05
8	Dry goods.....	6.65	17	.....	.15
8	Glasses.....	.65		Total.....	14.82
9	Napkins.....	1.50	Dec. 5	Flour.....	3.25
9	Hood.....	.25	5	Meat.....	.50
9	Rug.....	.50	5	Coffee.....	.34
9	Potatoes.....	.50	5	Cheese.....	.40
9	Roast.....	1.00	5	Onions.....	.25
9	Pork.....	1.28	5	Lard.....	.75
9	Can.....	.30	5	Ginger.....	.18
9	Cakes.....	.70	5	Dress goods.....	.70
9	Oranges.....	1.10	5	Lamp globes.....	.10
10	Vest.....	.25	5	Burner.....	.10
10	Meat (breast).....	.40	5	Ham.....	.50
10	Honey.....	.40	5	Sausage.....	.25
10	.....	.50	7	.....	.40
10	Mustard.....	.20	10	Merchandise.....	.60
10	Crackers.....	.05	10	Potatoes.....	.60
16	Bran.....	1.65	10	Beans.....	.20
16	Candy.....	.10	12	Meat.....	.50
16	Potatoes.....	.25	12	Sausage.....	.25
21	Dry goods.....	4.10	12	Lard.....	.50
21	Flour.....	3.20	15	Hay.....	1.00
21	Coffee.....	.34	15	Vanilla.....	.10
21	do.....	.25	15	Candy.....	.05
21	Apples.....	.25	15	Meal.....	.30
21	Cake.....	.20	16	Tablet.....	.05
21	Meat (breast).....	.50	16	Pencil.....	.01
21	Potatoes.....	.50			
21	Cheese.....	.40			
21	Needles.....	.10			
21	Oil.....	.10			
21	Rib.....	.25			
21	Chops.....	.25			



## STORE ACCOUNT OF FAMILY NO. 16 IN VARIOUS MONTHS, 1908—Concluded.

Date.	Article.	Cost.	Date.	Article.	Cost.
Dec. 16	Nails.....	\$0.10	Dec. 19	Coconut.....	\$0.10
17	Sauerkraut.....	.25	19	Eggs.....	.15
17	Matches.....	.05	19	Coffee.....	.25
17	Candy.....	.05	19	Dish.....	.10
19	Raisins.....	.15			
19	Candy.....	.05		Total.....	13.13

## FAMILY NO. 17.

The head of this family is an unmarried woman. She has one daughter and a young nephew, whom she has raised. The following shows the membership, and the age, occupation, and earnings of the members of the family:

## MEMBERSHIP AND INCOME OF FAMILY NO. 17, 1908.

Relationship.	Sex.	Age.	Occupation.	Industry.	Earnings during year.	Amount paid to family during year.
Mother.....	F.	46	Housekeeper.....			
First child.....	F.	16	Spinner.....	Cotton..	\$235.85	\$235.85
Nephew.....	M.	11	Doffer.....	do.....	73.74	73.74
Boarder and lodger.....	F.	Over 21				104.00
Total.....						413.59

The family consumed pork of their own raising to the estimated value of \$45 and garden vegetables to the value of \$10. They occupy a four-room house and pay \$2.60 a month rent. The house is neat and clean, and the front room is very attractive with its simple furniture. On the bed there was a red and white woven coverlid and lace pillow shams. There was a new oak bureau and washstand. Two or three pieces of bright red carpet served as rugs.

The family has suffered much from ill health during the year. The mother had a bad attack of malarial fever during the year, but she is now in good health. The daughter is frail. She had pneumonia two years ago and has been obliged to wear a drain tube in her side ever since. The boy has always been "sickly," and suffers from chronic bronchitis.

The mill is located far out in the country, and the family has no other opportunity for amusements than visiting with the neighbors. There is not even a church that they can attend.

The expenditures for the year were as follows:

## EXPENDITURES OF FAMILY NO. 17, 1908.

Item.	Amount.	Item.	Amount.
Food.....	\$224.00	Doctor's bills.....	\$12.50
Rent.....	31.20	Insurance.....	10.40
Clothing.....	67.14	Sundries.....	12.00
Fuel.....	32.50	Furniture.....	5.00
Light.....	7.80		
Tobacco.....	13.00	Total.....	420.54
Medicine.....	5.00		

At the time of the agent's visit the 16-year-old daughter had just gotten married, and she and her husband were boarding with the mother, but they were anxious to keep house for themselves. If they do, the woman will have a hard time unless she can secure other boarders, for her only assistance will come from the boy, who "will be 12 soon," she says, but who appears to be not over 10. He is so small that his name does not appear on the company books. Instead the name of the woman, who has never worked in the mill, appears on the pay roll. If she had had only the earnings of the boy and girl during the past year, she would have had only \$120 for food. With the boarder \$224 was available for food, giving an allowance of \$56 per individual; without her, \$40 per individual would have been the allowance.

The clothing for the different members can be seen from the following lists:

## EXPENDITURES OF FAMILY NO. 17 FOR CLOTHING, 1908.

## MALES.

Article.	Nephew (age 11).		Article.	Nephew (age 11).	
	Number.	Cost.		Number.	Cost.
Suit.....	1	\$4.00	Cap.....	2	\$0.50
Trousers.....	1	.50	Collars.....	2	.20
Shirts, white.....	1	1.25	Necktie.....	1	.25
Shirts, colored.....	2	.50	Suspenders.....	2	.20
Overalls.....	2	.60	Handkerchiefs.....	2	.10
Underwear, shirts.....	2	.50	Stockings.....	6	1.50
Underwear, drawers.....	2	1.25			
Shoes.....	2	3.75	Total.....		14.10
Hat.....	1	1.00			

<sup>1</sup> Made at home.

EXPENDITURES OF FAMILY NO. 17 FOR CLOTHING, 1908—Concluded.

FEMALES.

Article.	Ready-made (material).	Not ready-made.						Total cost.
		Material.	Price per yard.	Number of yards.	Trim-mings.	Made at home.	Cost of making dress.	
<b>MOTHER (AGE 46).</b>								
1 waist.....		Silk.....	\$1.00	3½	\$0.10	No....	\$0.75	\$4.35
Do.....		Calico.....	.07	3	.05	Yes....		.26
1 hat.....	Straw.....							1.85
2 stockings.....								.25
2 shoes.....								3.25
<b>Total.....</b>								<b>9.96</b>
<b>DAUGHTER (AGE 16).</b>								
1 suit.....		Cloth.....	.50	10		No....	1.75	6.75
1 waist.....		Lawn.....	.10	3		Yes....		.30
3 waists.....		Gingham.....	.10	9	.10	Yes....		1.00
1 dress.....		Serge.....	.50	10		No....	1.75	6.75
3 dresses.....		Lawn.....	.10	30	1.00	No....	2.75	6.75
2 pepticcoats.....		Cotton.....	.10	8	1.50	No....	1.00	3.30
3 corset covers.....		Embroidery.....	.25	4½	.30	Yes....		1.43
2 winter underwear.....	Cotton.....							.50
3 night gowns.....	Cotton.....		.10	24	.15	Yes....		2.55
1 hat.....	Straw.....							1.75
40 stockings.....								4.00
4 shoes.....								8.00
<b>Total.....</b>								<b>43.08</b>

The mother had had a black skirt for 5 years, waiting until she could buy a waist before wearing it. She makes over and wears her daughter's old stockings. The clothing shown for the daughter includes wedding clothes.

The family paid cash at the store, so a store account was not available. The average value of food consumed per week per man unit for the year covered was \$1.79.

The menu for the 3 days beginning May 3, 1909, is as follows:

MENU OF FAMILY NO. 17 FOR 3 DAYS BEGINNING MAY 3, 1909.

*Monday.*

Breakfast: Eggs, sirup, jelly, biscuit, butter, coffee.

Dinner: Sauerkraut, cooked with salt pork, fried ham, biscuit, coffee, canned peaches, butter, preserves.

Supper: Sauerkraut, fried meat, biscuit.

*Tuesday.*

Breakfast: Eggs, sirup, biscuit, coffee, butter.

Dinner: Fried eggs, fish (salt herring), custard pie, biscuit, coffee.

Supper: Biscuit, butter, coffee, sirup.

*Wednesday.*

Breakfast: Meat (pork), biscuit, coffee, butter, sirup.

Dinner: Beans (with pork), biscuit, coffee, butter.

Supper: Beans, biscuit, coffee, butter, preserves.



## FAMILY NO. 18.

This family lives on about as little as is possible for its existence. The father is an unusually intelligent man. He is too infirm to work regularly in the mill, but added a few dollars to the family income by a little work at the beginning of the year. The following shows the membership, and the age, occupation, and earnings of the different members of the family:

MEMBERSHIP AND INCOME OF FAMILY NO.18, 1908.

Relationship.	Sex.	Age.	Occupation.	Indus-try.	Earn-ings during year.	Amount paid to family during year.
Husband.....	M.	64	Spare hand.....	Cotton..	\$18.37	\$18.37
Wife.....	F.	46	Housekeeper.....			
First child.....	F.	18	Spinner.....	Cotton..	227.97	227.97
Second child.....	M.	17	Doffer.....	do.....	198.30	198.30
Third child.....	M.	3	At home.....			
Stepson.....	M.	26				<sup>1</sup> 104.00
Total.....						548.64

<sup>1</sup> Board and lodging.

The family consumed pork of their own raising to the value of \$45 and garden vegetables valued at \$5.

They live in a four-room house and pay \$2.60 a month rent. They have only the most necessary articles of furniture, but the house is kept very clean and neat. Neither the girl nor the boy is in good health. Both have been ill with the grippe during the year and are still pale and thin. The family has no opportunity for recreation and amusements, other than visiting with the neighbors.

The annual expenditures are shown in the following table:

EXPENDITURES OF FAMILY NO. 18, 1908.

Item.	Amount.	Item.	Amount.
Food (including debt of \$10.55).....	\$330.10	Medicine.....	\$7.00
Rent.....	31.20	Doctor's bills (including debt of \$6).....	16.50
Clothing.....	87.36	Insurance.....	10.20
Fuel.....	30.00	Newspapers.....	.50
Light.....	12.30	Sundries.....	5.25
Tobacco.....	19.50	Total.....	564.51
Drinks.....	14.60		

The clothing expenditure for the different members of the family is as follows:

EXPENDITURES OF FAMILY NO. 18 FOR CLOTHING, 1908.

MALES.

Article.	Father (age 64).		Son (age 17).		Son (age 3).	
	Number.	Cost.	Number.	Cost.	Number.	Cost.
Suit.....			1	\$6.50		
Trousers.....	3	\$4.50	5	5.15	4	\$1.00
Shirts, white.....			1	.50		
Shirts, colored.....	4	2.00	5	2.50	4	1.60
Overalls.....			4	2.50		
Underwear, shirts.....	2	1.00	2	1.00	2	1.40
Underwear, drawers.....	2	.50	2	.50		
Shoes.....	2	4.00	4	10.00	3	3.15
Hats.....	1	1.25				
Caps.....			2	.50	1	.25
Collars.....			2	.25		
Neckties.....			1	.50		
Suspenders.....	2	.50	2	.50		
Stockings.....	3	.25	12	1.20	6	.60
Total.....		14.00		31.60		6.00

<sup>1</sup> Made at home.

<sup>2</sup> Union suits.

FEMALES.

Article.	Ready-made (material).	Not ready-made.					Total cost.	
		Material.	Price per yard.	Number of yards.	Trimings.	Made at home.		Cost of making.
<b>MOTHER (AGE 46).</b>								
1 shawl.....	Wool.....						\$1.50	
1 waist.....	Calico.....	\$0.07	4	\$0.10	Yes.		.38	
1 skirt.....	Duck.....	.20	8	.10	No.	\$0.50	2.20	
3 aprons.....		.08	9	.10	Yes.		.82	
4 stockings.....							.50	
2 shoes.....							3.00	
Total.....							8.40	
<b>DAUGHTER (AGE 18).</b>								
1 suit.....	Wool.....	Mohair.....	.50	8	.20	No.	1.75	5.95
1 shawl.....								1.00
2 waists.....	Lawn.....		.10	6	.30	No.	.50	1.40
1 waist.....	White.....		.15	3	.20	No.	.25	.90
1 skirt.....	Sateen.....		.12	7	.05	No.	.75	1.68
1 dress.....	Calico.....		.07	10	.10	No.	.75	1.55
2 aprons.....	Gingham.....		.08	6	.05	Yes.		.53
1 petticoat.....	Sateen.....							1.25
2 winter underwear <sup>1</sup> .....	Cotton.....							.50
1 hat <sup>2</sup> .....	Straw.....				1.00	Yes.		1.00
20 stockings.....								2.50
4 shoes.....								9.00
2 handkerchiefs.....								.10
Total.....								27.36

<sup>1</sup>Shirts only.

<sup>2</sup>Old hat trimmed over.

The average value of food consumed per week per man unit for the year covered was \$1.52. Following is the menu for this family for one week:

MENU FOR FAMILY NO. 18, FOR THE WEEK ENDING MAY 9, 1909.

*Monday.*

Breakfast: Ham, biscuit, butter, coffee, sugar.  
 Dinner: Ham, biscuit and corn bread, butter, coffee, sugar.  
 Supper: Biscuit, and corn bread, butter, coffee, sugar.

*Tuesday.*

Breakfast: Ham, biscuit, butter, coffee, sugar.  
 Dinner: Corn bread, meat with greens (bacon), coffee, butter.  
 Supper: Corn bread, butter, ham, molasses, coffee, sugar.

*Wednesday.*

Breakfast: Ham, eggs, biscuit, butter, molasses, coffee, sugar.  
 Dinner: Beef, biscuit, pies, coffee.  
 Supper: Ham, beef, butter, coffee, sugar, biscuit.

*Thursday.*

Breakfast: Biscuit, beef, butter, molasses, coffee, stewed tomatoes.  
 Dinner: Corn bread, mustard, pie, canned peaches.  
 Supper: Biscuit, meat (salt pork), butter, coffee, jelly.

*Friday.*

Breakfast: Ham, biscuit, butter, molasses, coffee, sugar.  
 Dinner: Corn bread, biscuit, cabbage (salt pork), coffee, sugar.  
 Supper: Corn bread, biscuit, cabbage (pork), coffee, sugar.

*Saturday.*

Breakfast: Ham, biscuit, butter, molasses, coffee, sugar.  
 Dinner: Meat, coffee, biscuit, corn bread, eggs.  
 Supper: Meat, coffee, biscuit, corn bread, jelly

*Sunday.*

Breakfast: Fried ham, butter, molasses, biscuit, coffee.  
 Dinner: Fried ham, butter, molasses, apple pies, biscuit, coffee.  
 No supper.



Following is the store account for a period of 12 days ending May 7, 1908:

## STORE ACCOUNT OF FAMILY NO. 18 FOR 12 DAYS IN APRIL AND MAY, 1908.

Date.	Article.	Cost.	Date.	Article.	Cost.
Apr. 26	To amount forwarded.....	\$15.60	May 1	Coca Cola .....	\$0.10
	Tobacco and snuff.....	.20		Oil.....	.15
	Soap.....	.05		Tomatoes.....	.10
	Cakes.....	.05		Drugs.....	.65
	Peaches and sugar.....	.28		Apples, sugar and ale.....	.23
	Meat.....	.14		Tobacco.....	.10
	Ale.....	.10		Sugar and apples.....	.22
	Meat.....	.40		Butter.....	.25
	Oil.....	.15		Coffee and lard.....	.50
	Cabbage.....	.16		Suspenders.....	.25
27	Tobacco.....	.05		Meal.....	.25
	Total.....	17.18	3	Soap.....	.05
	By cash.....	6.63		Ale.....	.05
	To balance.....	10.55	4	Eggs and tomatoes.....	.40
	Tobacco.....	.05		Ale.....	.05
	Meat.....	.50		do.....	.05
	Candy.....	.05		Total.....	20.14
	Ale.....	.05		By cash.....	9.30
	Salt.....	.03		To balance.....	10.84
	Cabbage.....	.15	4	Flour.....	1.80
	Eggs.....	.35		Tobacco.....	.05
	Butter.....	.25		Ale.....	.05
	Snuff.....	.05		Beef and peaches.....	.30
	Ale.....	.05		Ale.....	.05
	Canned goods.....	.25		Oil and sausage.....	.40
	Sugar.....	.13		Blackberries.....	.10
	Meat.....	.50		Ale.....	.05
30	Tobacco and flour.....	1.00		Tobacco.....	.05
	Meat and tomatoes.....	.30		Onions, peaches.....	.25
	Ham.....	2.48		Tobacco.....	.05

The total amount expended at the store during the 12 days was \$14.32

## FAMILY NO. 19.

This family consists of the father, the mother, and four children too young to work in the mill. The following shows the age, occupation, and earnings of the different members of the family:

## MEMBERSHIP AND INCOME OF FAMILY NO. 19, 1908-9.

Relationship.	Sex.	Age.	Occupation.	In- dustry.	Earn- ings during year.	Amount paid to family during year.
Husband.....	M.	55	Sweeper.....	Cotton	\$258.70	\$258.70
Wife.....	F.	30	Housekeeper.....			
First child.....	F.	11	At home.....			
Second child.....	M.	8	do.....			
Third child.....	F.	4	do.....			
Fourth child.....	F.	1	do.....			
Boarders and lodgers:						
Sister-in-law.....	F.	Over 21				143.00
Sister-in-law's child.....	M.	3				
Total.....						401.70

<sup>1</sup> Board and lodging.

The family had a small garden, and consumed vegetables raised in it of an estimated value of \$4.

They occupy a four-room house and pay \$2.60 a month rent. The house is well taken care of, exceedingly neat, and gives evidence of good management on the part of the housewife. The furniture consists of beds and bedding, a sewing machine, dresser, side table, lamps, chairs, one wicker rocking chair, a cradle, a four-hole kitchen stove, and the front window has flowered muslin curtains.

The health of the family seems to be good except that of the mother who appears old and worn out. She gave her age as 30, but she appears to be at least 50. Two of the children had measles during the year and the husband lost about two weeks from malarial fever.

The family has had a very hard time to get along. During the husband's illness they were compelled to borrow money from the superintendent of the mill. The amount could not be learned. It is being repaid by taking \$1 per week out of the husband's earnings, which are \$5.10 per week.

The cost of living of the family exceeds their income by \$47.73. The mother said that during the first years of their married life, when her husband earned only \$4.75 per week and "rations" were low they saved enough money to buy all of the furniture they now possess. When wages went up, however, "rations" went up so much more that they could not live nearly so well as they could at first.

The following shows the annual expenditures:

EXPENDITURES OF FAMILY NO. 19, 1908.

Item.	Amount.	Item.	Amount.
Food (including debt of \$11.29).....	\$217.39	Church contributions.....	\$2.00
Rent.....	29.20	Washing.....	1.20
Clothing.....	90.75	Sundries.....	6.93
Fuel.....	34.25	Moving.....	5.00
Light.....	11.44	Incidentals.....	1.60
Tobacco.....	11.27	Two pigs.....	7.00
Medicine.....	4.00	Total.....	1 449.43
Doc or's bill (debt).....	4.00		
Insurance.....	23.40		

<sup>1</sup> In addition to the indebtedness for food and for doctor this total shows an excess of expenditures over income of \$32.44. The family borrowed money to meet this deficit.

In this family the father only is at work, with children too young to work. It is easily seen that if the father's earnings were not supplemented by keeping boarders it would be impossible for the family to live. There are four children between the ages of 1 and 11.







The average value of food consumed per week per man unit for the year covered was 89 cents. The menu for May 5 and 6, 1908, was obtained and is as follows:

*Tuesday.*

Breakfast: Fish (salt herring), biscuit, coffee, butter, molasses.

Dinner: Cabbage and fatback, corn bread, biscuit, butter, coffee, molasses.

Supper: Cabbage and fatback (left over from dinner), fish (salt herring), biscuit, butter, molasses, coffee.

*Wednesday.*

Breakfast: Sausage, biscuit, butter, molasses, coffee.

Dinner: Fish (salt herring), sausage, corn bread, biscuit, butter, molasses, coffee.

Supper: Fish (salt herring), biscuit, butter, molasses, coffee.

The store account covering a few days in April and May, 1908, follows:

STORE ACCOUNT OF FAMILY NO. 19.

Date.	Article.	Cost.	Date.	Article.	Cost.
1908.			1908.		
Apr. 6	To balance.....	\$0.89		Meat, beans, and onions.....	\$0.50
	Cloth.....	.13		Onions and cakes.....	.10
	Cabbage.....	.15		Sausage.....	.25
	Sausage.....	.25		Onions.....	.10
	Soap.....	.05		Meat, sirup, and soda.....	.40
	Meat, onions, and potatoes.....	.30		Onions.....	.10
	Onions, coffee.....	.33		Flour, oil, and sugar.....	1.98
	Flour.....	.75		Cabbage and onions.....	.20
	Meat.....	.25	Apr. 26	Snuff.....	.05
	Onions.....	.05	Apr. 27	Corn.....	.20
	Lard, jelly, sugar, and sausage.....	.97		Cucumber seeds.....	.05
	Hat.....	.10			
	Soda.....	.05		Total.....	12.19
	Cabbage.....	.10	27	By cash.....	4.00
	Matches.....	.05			
	Snuff.....	.05		To balance.....	8.19
	Oil.....	.10		Meal and fish.....	.40
	Sausage.....	.20		Tobacco, snuff, and soap.....	.40
	Cabbage.....	.15	29	Cloth and coffee.....	.36
	Onions.....	.05		Oil.....	.08
			30	Cabbage.....	.15
	Total.....	4.97		Onions and eggs.....	.20
13	By cash.....	4.00		Meal and sausage.....	.40
				Soap, fruit, and sugar.....	.33
	To balance.....	.97	May 1	Fish, lard, and oil.....	.58
	Onions.....	.05		Snuff, candy, and pepper.....	.20
	Meal, coffee, and oil.....	.53		Hose.....	.10
	Soap, Gold Dust, and potatoes.....	.20	3	Dried fruit.....	.15
	Molasses, butter, and meat.....	.60		Vinagar, beef.....	.20
	Tomatoes and corn.....	.20		Snuff.....	.06
	Onions.....	.10	4	Cabbage.....	.15
	Flour, fish, beans, and lard.....	1.62			
	Cap.....	.25		Total.....	11.94
	Soap.....	.05		By cash.....	4.20
	Seed and beans.....	.20			
	Cabbage and onions.....	.15		To balance.....	7.74
				Flour.....	1.80
	Total.....	4.92		Meat.....	.45
	By cash.....	4.00		Coffee, snuff, and meat.....	.65
				Sausage.....	.25
	To balance.....	.92		Oil.....	.15
	Old account.....	7.34			

## FAMILY NO. 20.

This family consists of the father, mother, and six children. The following table shows the membership of the family, and the age, occupation, and earnings of the different members:

MEMBERSHIP AND INCOME OF FAMILY NO. 20, 1908.

Relationship.	Sex.	Age.	Occupation.	Indus-try.	Earn-ings during year.	Amount paid to family during year.
Husband.....	M.	40	Speeder.....	Cotton	\$206.77	\$206.77
Wife.....	F.	34	Housekeeper.....			
First child.....	F.	15	Spinner.....	Cotton	197.50	197.50
Second child.....	M.	14	Doffer.....	do	157.79	157.79
Third child.....	M.	13	do.....	do	138.35	138.35
Fourth child.....	F.	9	At home.....			
Fifth child.....	M.	6	do.....			
Sixth child.....	F.	4	do.....			
Total.....						700.41

The family also had a cash income from milk and butter sold of \$5.20, making the total income \$705.61. They kept a cow and also consumed pork of their own raising valued at \$90 and garden vegetables valued at \$7.

The family occupy a four-room house and pay \$2.60 per month rent. The house is neat and clean and the mother appeared to be an intelligent woman and a good manager. One room was used as the spare bedroom. It was furnished with a bed and bedding, washstand, dresser, table, chairs, a few pictures, window shades, and curtains. The bed was covered with a spread and pillow shams. The other rooms had the usual beds and bedding, a sewing machine, tables, and lamps. The kitchen, which is also the dining room, was furnished with table and chairs, a new six-hole range, and a good supply of cooking utensils.

The family had considerable sickness during the year. The husband lost 9 weeks because of illness from malarial fever. All of the children had the measles. The amusements are simple. The family go to church and Sunday school, but this is only about once in 4 weeks, for there is no church at the mill. About once a month there is preaching in a schoolhouse which is some distance away.

The annual expenditures are as follows:

EXPENDITURES OF FAMILY NO. 20, 1908.

Item.	Amount.	Item.	Amount.
Food.....	\$260.00	Cow feed.....	\$64.50
Rent.....	31.20	Washing.....	26.00
Clothing.....	111.84	Sundries.....	10.00
Fuel.....	40.00	Two pigs.....	7.00
Light.....	11.70	Furniture.....	39.80
Drinks.....	2.40	Taxes.....	3.25
Medicine.....	10.00	Barbering.....	3.00
Doctor's bills.....	22.50		
Church contributions.....	11.20	Total.....	654.39



The family have saved practically nothing. The mother said that they would save up a little money and then they would find something they wanted and it would be spent for that. She gave the instance of buying their stove. She said that at that time they had saved \$40. They went to town and spent it all for the stove, some furniture, and other things they needed.

The following statement shows the clothing purchased for the different members of the family:

## EXPENDITURES OF FAMILY NO. 20 FOR CLOTHING, 1903.

## MALES.

Article.	Father (age 40).		Son (age 14).		Son (age 13).		Son (age 6).	
	Number.	Cost.	Number.	Cost.	Number.	Cost.	Number.	Cost.
Suit.....	1	\$12.00	1	\$4.00	1	\$4.00	1	\$2.50
Overcoat.....	1	5.00						
Trousers.....							1	.50
Shirts, white.....	1	.50						
Shirts, colored <sup>1</sup> .....	2	1.00	3	1.00	3	1.00		
Overalls.....	2	1.50	2	.50	1	.25		
Suits of underwear.....	2	7.00	1	1.00	1	1.00		
Shoes.....	2	4.00	2	3.00	2	3.00	2	1.20
Hat.....	1	2.00	1	1.00	1	1.00		
Cap.....								.25
Barbering.....		3.00						
Stockings.....	8	.80	6	.60	6	.60	6	.60
Waists <sup>1</sup> .....							4	1.00
Total.....		36.80		11.10		10.85		6.05

## FEMALES.

Article.	Ready-made (material).	Not ready-made.					Cost of making dress.	Total cost.
		Material.	Price per yard.	Number of yards.	Trim-mings.	Made at home.		
<b>MOTHER (AGE 34).</b>								
1 dress.....		Cloth.....	\$0.50	10	\$0.10	Yes.....	\$5.10	
Do.....		Flannelette.....	.10	10	.10	Yes.....	1.10	
3 aprons.....		Calico.....	.06	9		Yes.....	.54	
2 petticoats.....		Cotton.....	.80	8		Yes.....	.64	
1 suit, winter underwear.....							1.50	
1 hat.....							2.50	
3 stockings.....							.45	
2 shoes.....							4.00	
Total.....							15.83	
<b>DAUGHTER (AGE 15).</b>								
3 dresses.....		Flannelette.....	.10	27	.30	Yes.....	3.00	
2 dresses.....		Lawn.....	.10	18	.20	Yes.....	2.00	
3 dresses.....		Calico.....	.08	27	.30	Yes.....	2.46	
2 petticoats.....		Cotton.....	.08	7		Yes.....	.56	
1 hat.....							2.50	
3 shoes.....							6.50	
Ribbons, etc.....							.50	
Handkerchiefs.....							.50	
Total.....							18.02	

<sup>1</sup> Made at home.



## EXPENDITURES OF FAMILY NO. 20 FOR CLOTHING, 1908—Concluded.

## FEMALES—Concluded.

Article.	Ready-made (material).	Not ready-made.					Total cost.
		Material.	Price per yard.	Number of yards.	Trim-mings.	Made at home.	
DAUGHTER (AGE 9).							
1 jacket.....		Cloth.....	\$0.25	3	\$0.10	Yes.....	\$0.85
3 dresses.....		Flannelette.....	.10	18	.15	Yes.....	1.95
1 dress.....		Lawn.....	.10	6	.05	Yes.....	.65
3 dresses.....		Calico.....	.07	18	.15	Yes.....	1.41
1 petticoat.....		Cotton.....	.08	2½		Yes.....	.20
4 stockings.....							.60
2 shoes.....							2.50
Ribbons, etc.....							.25
Total.....							8.41
DAUGHTER (AGE 4).							
6 dresses.....		Calico.....	.07	18	.30	Yes.....	1.56
1 dress.....		Flannelette.....	.10	3	.05	Yes.....	.35
Do.....		Lawn.....	.10	3	.05	Yes.....	.35
2 petticoats.....		Cotton.....	.08	3		Yes.....	.24
2 caps.....		do.....	.08	1		Yes.....	.08
4 stockings.....							.40
3 shoes.....							1.80
Total.....							4.78

The family pays cash at the store, so that an account was not available. The average value of food consumed per week per man unit (including milk and butter from cow) for the year covered was \$1.58. A menu for five meals on May 3 and May 4, 1909, was obtained. This is as follows:

*First day.*

Breakfast: Ham, hot bread, butter, molasses, coffee, milk.

Dinner: Peas, canned tomatoes, bread (wheat and corn), butter, molasses, coffee, milk.

Supper: Ham, tomatoes, peas (left from dinner), butter, molasses, wheat bread, milk.

*Second day.*

Breakfast: Ham, wheat bread, butter, molasses, coffee, milk.

Dinner: Beans, fat pork (cooked with beans), bread (wheat and corn), butter, molasses, coffee, milk.

**FAMILY NO. 21.**

The head of this family belongs to the class of "idle fathers." His chief occupation is that of sleeping on the steps of the store, in good weather. The study of the family was made in the spring just at the time when garden stuff was being planted. The house he occupies is surrounded by quite a tract of ground that has been used for garden purposes. He explained that so far this year he had been unable to get anyone to plow it, and as it was getting late he did not

know whether or not it would be worth while to plant any. "Any way," he said, "there was nothing made in planting a garden, for it cost more than you got out of it."

The following shows the membership of the family, and the age, occupation, and earnings of the different members:

MEMBERSHIP AND INCOME OF FAMILY NO. 21, 1908.

Relationship.	Sex.	Age.	Occupation.	Indus-try.	Earn-ings during year.	Amount paid to family during year.
Husband.....	M.	50	None.....	.....	\$56.28	\$56.28
Wife.....	F.	48	Housekeeper.....	.....	.....	.....
First child (boarder and lodger).....	M.	21	Speeder.....	Cotton	.....	<sup>1</sup> 76.00
Second child.....	F.	20	Spinner.....	do.....	219.77	219.77
Third child.....	M.	16	Twister.....	do.....	149.12	149.12
Fourth child.....	F.	15	Spinner.....	do.....	220.33	220.33
Fifth child.....	F.	14	At home.....	.....	.....	.....
Sixth child.....	F.	12	Spinner.....	Cotton	67.74	67.74
Seventh child.....	F.	10	Helper.....	do.....	.....	.....
Eighth child.....	M.	4	At home.....	.....	.....	.....
Total.....						789.24

<sup>1</sup> Board and lodging.

The family also kept a cow, and they raised hogs, the value of which was estimated at \$90, and garden vegetables estimated at \$10.

The family occupies a four-room house, for which they pay \$2.60 per month rent. The house is exceedingly clean and neat, and shows that the mother is of entirely different caliber from her husband. She takes charge of the earnings of the children and does all of the buying of the provisions. The house is well furnished and has one room that is used for a sitting room. It is furnished with a wicker rocking chair, a Morris chair, a number of other chairs, center table, and lamp, and lace curtains and shades at the windows. There is no floor covering, however. A little two-room house about 100 feet distant from their house is used by them for a kitchen and dining room. These are furnished with tables, chairs, and the stove and cooking utensils.

One of the girls had pneumonia and lost about 8 weeks from work. The father said that he had the grippe, and that, in fact, he had never recovered from an attack of the grippe that he had years before.

The community in which they live does not offer any opportunity for amusement. Church and Sunday school are about all the recreation they have.

The following shows the annual expenditures:

EXPENDITURES OF FAMILY NO. 21, 1908.

Item.	Amount.	Item.	Amount.
Food.....	\$278. 20	Newspapers.....	\$1. 00
Rent.....	31. 20	Books.....	2. 00
Clothing.....	223. 07	Church contributions.....	3. 00
Fuel.....	50. 00	Washing.....	39. 00
Light.....	12. 30	Sundries.....	8. 00
Tobacco.....	18. 00	Cow feed.....	75. 00
Drinks.....	7. 80	Incidentals.....	8. 00
Medicine.....	5. 00		
Doctor's bills.....	18. 00	Total.....	779. 57

The following table shows the expenditures of the family for clothing during the year:

EXPENDITURES OF FAMILY NO. 21 FOR CLOTHING, 1908.

MALES.

Article.	Father (age 50).		Son (age 16).		Son (age 4).	
	Number.	Cost.	Number.	Cost.	Number.	Cost.
Suit.....	1	\$10. 00	3	\$30. 00	2	\$3. 00
Shirts, white.....			1	. 75		
Shirts, colored.....	6	3. 00	8	4. 00		
Overalls.....			4	3. 00		
Underwear, shirts.....		3. 00		3. 00		1. 00
Underwear, drawers.....					3	1. 80
Shoes.....	2	5. 00	6	15. 00		
Hats.....	1	1. 00	1	1. 00		
Caps.....			3	1. 50	1	. 25
Collars.....				. 50		
Neckties.....			4	2. 00		
Suspenders.....	2	1. 00				
Handkerchiefs.....			4	. 40		
Stockings.....	6	. 60	12	1. 20	4	. 60
Waists.....					4	1. 00
Total.....		23. 60		62. 35		7. 65

FEMALES.

Article.	Ready-made (material).	Not ready-made.					Total cost.
		Material.	Price per yard.	Number of yards.	Trim-mings.	Made at home.	
<b>MOTHER (AGE 48).</b>							
2 dresses.....		Calico.....	\$0. 06	20	\$0. 20	Yes.	\$1. 40
4 aprons.....		do.....	. 08	12	. 04		1. 00
3 petticoats.....		Cotton.....	. 08	8	. 06	Yes.	. 70
6 stockings.....							. 60
2 shoes.....							5. 00
Total.....							8. 70
<b>DAUGHTER (AGE 20).</b>							
3 suits.....		Brilliantine.....	. 60	24	. 75	No.	\$4. 50
3 waists.....		Flannelette.....	. 10	9	. 15	Yes.	1. 05
1 waist.....		Flannel.....	. 25	3	. 05	Yes.	. 80
5 skirts.....		Cloth.....	. 50	15			3. 75

<sup>1</sup>Made at home.



## EXPENDITURES OF FAMILY NO. 21 FOR CLOTHING, 1908—Concluded.

## FEMALES—Concluded.

Article.	Ready-made (material).	Not ready-made.					Total cost.
		Material.	Price per yard.	Num- ber of yards.	Trim- mings.	Made at home.	
DAUGHTER (AGE 20)—concl'd.							
1 dress.....		Lawn.....	\$0.10	10	\$0.10	Yes.	\$1.10
3 petticoats.....		Cotton.....	.08	9	.03		.75
1 corset.....							.75
1 nightgown.....		Cotton.....	.08	8	.01	Yes.	.65
6 stockings.....							.90
5 shoes.....							15.00
Total.....							51.90
DAUGHTER (AGE 15).							
6 waists.....		Flannelette.....	.10	15	.30	Yes.	1.80
1 waist.....		Flannel.....	.25	2½	.05	Yes.	.68
4 skirts.....		do.....	.25	12	.20		3.20
3 dresses.....		Lawn.....	.10	30	.30	Yes.	3.30
2 petticoats.....		Cotton.....	.08	6	.02	Yes.	.50
2 winter underwear.....							1.50
1 hat.....							1.25
6 stockings.....							.60
4 shoes.....							10.00
Ribbons etc.....							.75
Total.....							23.58
DAUGHTER (AGE 14).							
4 waists.....		Flannelette.....	.10	10	.20	Yes.	1.20
4 skirts.....		Flannel.....	.25	12	.20	Yes.	3.20
3 dresses.....		Lawn.....	.10	24	.15	Yes.	2.55
2 petticoats.....		Cotton.....	.08	6	.02	Yes.	.50
1 hat.....							1.25
6 stockings.....							.60
4 shoes.....							10.00
Total.....							19.30
DAUGHTER (AGE 12).							
4 dresses.....		Calico.....	.08	28	.20	Yes.	2.44
2 dresses.....		Lawn.....	.10	14	.20	Yes.	1.60
1 petticoat.....		Cotton.....	.08	2½		Yes.	.20
1 hat.....							1.25
6 stockings.....							.60
4 shoes.....							8.00
Ribbons, etc.....							.50
Total.....							14.59
DAUGHTER (AGE 10).							
3 dresses.....		Calico.....	.08	15	.15	Yes.	1.35
2 dresses.....		Lawn.....	.10	10	.20		1.20
1 hat.....							1.25
6 stockings.....							.60
4 shoes.....							6.50
Ribbons, etc.....							.50
Total.....							11.40

The family paid cash at the store, so that an account could not be obtained. The average value of food consumed per week per man unit (including milk and butter from cow) for the year covered was \$1.31. The mother kept a menu for a week, which is as follows:

## MENU FOR FAMILY NO. 21, WEEK ENDING MAY 8, 1909.

*Sunday.*

Breakfast: Fried meat, fried eggs, butter, preserves, coffee, biscuit.

Dinner: Fried chicken, chicken stew, butter, preserves, corn bread, biscuit.

No supper; just ate anything that was left from dinner.

*Monday.*

Breakfast: Fried meat, fried eggs, butter, preserves, jelly, coffee, biscuit.

Dinner: Beans with meat, canned corn, sweet potato pie, butter, preserves, biscuit.

Supper: Corn bread, butter, milk, preserves.

*Tuesday.*

Breakfast: Butter, preserves, biscuit, fried meat, coffee.

Dinner: Stewed chicken, sweet potato pie, butter, preserves, wheat bread.

Supper: Wheat bread (biscuit), corn bread, butter, jelly, milk.

*Wednesday.*

Breakfast: Biscuit, coffee, fried ham, eggs, preserves, jelly, butter.

Dinner: Biscuit, beans with pork, sweet potato pie, jelly, butter.

Supper: Corn bread, milk, butter, beans, pie.

*Thursday.*

Breakfast: Biscuit, ham, butter, jelly, coffee.

Dinner: Wheat bread, ham, cabbage with bacon, butter, jelly, beans, milk, sweet potatoes.

Supper: Biscuit, cabbage, beans, butter, jelly, milk.

*Friday.*

Breakfast: Biscuit, ham, eggs, butter, jelly, coffee.

Dinner: Biscuit, bread, slaw, cabbage, ham, butter, jelly.

Supper: Biscuit, butter, jelly, ham, milk.

*Saturday.*

Breakfast: Biscuit, fried ham, butter, jelly, coffee.

Dinner: Biscuit, beans and meat, sweet potato pie, apple pie, butter, jelly.

Supper: Dinner warmed over.





---

---

## CHAPTER II.

---

# PREVAILING STANDARDS OF LIVING AMONG SOUTHERN COTTON-MILL WORKERS.

---

---



## CHAPTER II.

### PREVAILING STANDARDS OF LIVING AMONG SOUTHERN COTTON-MILL WORKERS.

#### THE MINIMUM STANDARD OF LIVING.

#### DETERMINATION OF MINIMUM STANDARD.

In visiting large numbers of families in many different communities of the South, it was found that the manner of living of some of them was such that they appeared to be physically inefficient as a direct result of it. They seemed to be underfed and underclothed. There was not enough fire to keep them warm. Mere observation could not determine conclusively the cause of this state of affairs.

The study of incomes revealed some so low that it seemed that no family could live upon them without suffering. It was therefore deemed advisable to attempt to determine the smallest amount upon which families were living and apparently maintaining physical efficiency. This amount would be so low as to furnish a standard of living that would exclude everything except the bare necessities of life. The only expenses would be for food, clothing, fuel and light, sundries, and rent.

#### FOOD.

As the result of numerous dietary studies the Department of Agriculture has estimated the quantity of food, in terms of protein and fuel value, that is reasonable and in accord with body requirements for a man in order that he may retain his full bodily vigor. The following is the dietary standard for a man in full vigor at moderate muscular work.<sup>1</sup>

#### DIETARY STANDARD OF DEPARTMENT OF AGRICULTURE FOR A MAN IN FULL VIGOR AT MODERATE MUSCULAR WORK.

	Protein (grams).	Energy (fuel value).
		<i>Calories.</i>
Food as purchased.....	115	3,800
Food eaten.....	105	3,500
Food digested.....	95	3,200

<sup>1</sup> From Yearbook of United States Department of Agriculture, 1907, p. 371, article entitled "Food and diet in the United States," by C. F. Langworthy, Ph. D., pp. 361-378. This article is one of many important publications that have been issued by that department upon the subject of food values. A discussion of the subject will be found in Farmer's Bulletin No. 142, Office of Experiment Stations, entitled, "Principles of nutrition and nutritive value of food," by W. O. Atwater, 1910, 48 pp. Bulletin No. 28 (Revised Edition), Office of Experiment Stations, entitled "The chemical composition of American food materials," by W. O. Atwater and A. P. Bryant, 1906, 87 pp., contains an analysis in detail of the composition of American foods.



It was desirable, in order to furnish a basis of comparison for the families studied in this report, to ascertain the cost of some dietary in actual use, which affords the proper amounts of protein and energy. The dietary of the Federal prison, Atlanta, Ga., for the week beginning November 29, 1908, was selected for this purpose. This dietary does not exactly meet the standard requirements, being a trifle low in protein but high in energy. It has the advantage, however, of being from the South, and represents more nearly the food of the South than would a dietary that perhaps exactly met the requirements, but was in use in some other part of the country. The dietary, furthermore, must be regarded as especially important as representing what the Federal prison authorities have adopted as necessary to maintain physical efficiency among the prisoners.

The following table shows the amounts per man per week as computed from the total amount of food consumed during the week. It shows also the available protein and energy in each quantity of food. The equivalents were furnished by the Department of Agriculture for food digested.

NUTRITIVE VALUE OF FOOD CONSUMED AT ATLANTA FEDERAL PRISON FOR THE WEEK OF NOVEMBER 29 TO DECEMBER 5, 1908.

Article of food.	Ounces per man per week.	Per cent of protein available.	Ounces of protein available.	Fuel value per ounce (calories).	Total fuel value (calories)
Apples, evaporated.....	1.0892	1.3	0.0142	74.4	81.0
Baking powder.....	.1694				
Beans, navy.....	3.5088	17.6	.6703	95.0	361.8
Beef (side, medium fat).....	33.2559	14.4	4.7888	64.4	2,141.7
Butter.....	.0750	1.0	.0008	213.1	16.0
Butterine.....	9.1814			249.1	2,287.1
Coffee.....	4.1641				
Collards.....	14.5124	1.1	.1596	7.2	104.5
Corn meal.....	4.5370	7.5	.3403	102.5	465.0
Cornstarch.....	.1507			104.7	15.8
Cooking oil.....	1.2103			249.1	301.5
Crackers.....	.1507	7.2	.0109	103.8	15.6
Eggs (1½ pounds to dozen).....	2.0016	11.5	.2302	38.4	76.9
Fish, white.....	5.8093	10.3	.5984	20.6	119.7
Flour.....	83.4408	8.3	6.9256	101.6	8,477.6
Flour, whole wheat.....	21.6176	10.7	2.3131	103.1	2,228.8
Ginger.....	.0037				
Grits.....	3.4646	6.8	.2356	102.2	354.1
Ham.....	.3906	13.8	.0539	102.5	40.0
Lard.....	1.8489			249.1	460.6
Lemons.....	1.0007	.5			
Lemon, extract.....	.0060				
Liver.....	4.2360	9.7	.4109	25.6	108.4
Milk (1 pint to 1 pound).....	28.1056	3.2	.8994	19.4	545.2
Nutmegs.....	.0120				
Oatmeal.....	2.0765	13.4	.2783	112.8	234.2
Onions.....	10.8216	1.1	.1190	12.2	132.0
Peaches, evaporated.....	1.2103	3.7	.0448	70.6	85.4
Pork:					
Fresh.....	6.0272	13.7	.8257	82.2	495.4
Salt.....	4.3543	1.8	.0784	222.8	970.1
Potatoes:					
Irish.....	30.7775	1.3	.4001	18.4	566.3
Sweet.....	93.9605	1.8	1.6913	35.6	3,345.0
Prunes.....	3.3817	1.4	.0473	65.3	220.8
Raisins.....	.8714	1.8	.0157	79.4	69.2
Rice.....	.4834	6.5	.0314	101.6	49.1
Salt, fine.....	4.6357				
Sausage:					
Bologna.....	.2494	17.7	.0441	72.5	18.1
Wiener.....	3.5923	28.0	1.0058	92.8	333.4

<sup>1</sup> Dozen.

NUTRITIVE VALUE OF FOOD CONSUMED AT ATLANTA FEDERAL PRISON FOR THE WEEK OF NOVEMBER 29 TO DECEMBER 5, 1908—Concluded.

Article of food.	Ounces per man per week.	Per cent of protein available.	Ounces of protein available.	Fuel value per ounce (calories).	Total fuel value (calories)
Sugar, granulated.....	12.4726			109.4	1,364.5
Sirup.....	3.3760			76.9	259.6
Soda.....	.0484				
Tapioca.....	.2420	0.4	0.0010	103.1	25.0
Tea.....	.2659				
Tomatoes.....	7.6032	.9	.0684	6.3	47.9
Vinegar.....	<sup>1</sup> .0139				
Vanilla extract.....	.0060				
Yeast.....	.8855				
Total, 1 week.....			22.3033		26,417.3
Total, 1 day.....			<sup>2</sup> 3.1861		3,773.9

<sup>1</sup> Gallon.

<sup>2</sup> 3.1861 ounces=90.51 grams.

Based on the equivalents for food digested, the standard requirements are 95 grams of protein and 3,200 calories, while the above dietary study shows 90.51 grams of protein available and 3,773.9 calories.

Since the terms 90.51 grams of protein and 3,773.9 calories may not fully characterize the dietary for all people, the menu of the prison for the week, November 29 to December 5, 1908, is introduced.

*Sunday.*

Breakfast: Oatmeal, milk, bread, butter, coffee.

Dinner: Beef, sweet potatoes, tomatoes, bread, butter, coffee.

Supper: Bread, butter, coffee.

*Monday.*

Breakfast: Wieners, grits, bread, butter, coffee.

Dinner: Pork and beans, raw onions, bread, water.

Supper: Sweet potatoes, bread, butter, coffee.

*Tuesday.*

Breakfast: Potatoes, bread, butter, coffee.

Dinner: Beef, collards, bread, water.

Supper: Prunes, bread, butter, coffee.

*Wednesday.*

Breakfast: Hash, bread, butter, coffee.

Dinner: Soup, sweet potatoes, bread, water.

Supper: Pie, bread, butter, tea.

*Thursday.*

Breakfast: Grits, bread, butter, coffee.

Dinner: Fresh pork, sweet potatoes, collards, bread, water.

Supper: Crackling bread, sirup, coffee.

*Friday.*

Breakfast: Beef, bread, butter, coffee.

Dinner: Fish, sweet potatoes, bread, water.

Supper: Sauce, bread, butter, coffee.



Saturday.

Breakfast: Liver, bread, butter, coffee.

Dinner: Stew, bread, water.

Supper: Graham cookies, coffee.

Having not only the articles, but the exact quantities of food per man per week, the cost of this dietary was obtained in each locality studied. The following table gives the retail prices and the cost of the dietary. It will be seen that the cost was nearly the same, per week per man unit, for a man at moderate muscular work in Atlanta, Ga., Greensboro, N. C., and at the country mill near Burlington, N. C.

RETAIL PRICES AND COST OF MINIMUM FOOD ALLOWANCE (DIETARY OF ATLANTA FEDERAL PRISON) IN THE THREE SOUTHERN LOCALITIES STUDIED, JANUARY, 1909.

Article.	Ounces allowed per man per week (Atlanta Federal prison).	Unit of price.	Retail price.			Cost of allowance.		
			At-lanta, Ga.	Greens-boro, N. C.	Bur-ling-ton, N. C.	At-lanta, Ga.	Greens-boro, N. C.	Bur-ling-ton, N. C.
Apples, evaporated.....	1. 0892	Pound.....	\$0. 10	\$0. 10	\$0. 10	\$0. 0068	\$0. 0068	\$0. 0068
Baking powder.....	. 1694	12-ounce can.....	. 25	. 25	. 25	. 0035	. 0035	. 0035
Beans, navy.....	3. 8088	Pound.....	. 06 $\frac{3}{4}$	. 06 $\frac{3}{4}$	. 06 $\frac{3}{4}$	. 0159	. 0159	. 0159
Beef, side.....	33. 2559	do.....	1. 15	2. 15	1. 15	. 3118	. 3118	. 3118
Butter.....	9. 2564	do.....	. 25	. 25	. 25	. 1446	. 1446	. 1446
Coffee.....	4. 1641	do.....	. 18	. 17	. 17	. 0468	. 0442	. 0442
Collards.....	14. 5124	Head (4 lbs.).....	. 05	. 05	. 05	. 0113	. 0113	. 0113
Corn meal.....	4. 5370	Pound.....	. 03	. 03	. 03	. 0085	. 0085	. 0085
Corn starch.....	. 1507	do.....	. 10	. 10	. 10	. 0009	. 0009	. 0009
Crackers.....	. 1507	do.....	. 10	. 10	. 10	. 0009	. 0009	. 0009
Eggs.....	2. 0016	Dozen (1 $\frac{1}{2}$ lbs.).....	. 35	. 22	. 15	. 0292	. 0183	. 0125
Fish, white.....	5. 8093	Pound.....	. 10	. 05	. 05	. 0363	. 0182	. 0182
Flour.....	105. 0584	Sack (49 lbs.).....	1. 45	1. 90	1. 90	. 1943	. 2546	. 2546
Ginger.....	. 0037	2 ounces.....	. 05	. 05	. 05	. 0001	. 0001	. 0001
Grits.....	3. 4646	Pound.....	. 03	. 05	. 04	. 0065	. 0108	. 0087
Ham.....	. 3906	do.....	. 20	. 20	. 20	. 0049	. 0049	. 0049
Lard.....	3. 0592	do.....	. 14	. 14	. 13	. 0268	. 0268	. 0249
Lemons.....	<sup>3</sup> . 0007	Dozen.....	. 20	. 20	. 20	. 0001	. 0001	. 0001
Lemon extract.....	. 0060	4 ounces.....	. 20	. 20	. 20	. 0003	. 0003	. 0003
Liver.....	4. 2360	Pound.....	. 10	. 10	. 10	. 0265	. 0265	. 0265
Milk.....	28. 1056	Gallon (8 lbs.).....	. 40	. 40	. 40	. 0878	. 0878	. 0878
Nutmegs.....	. 0120	Ounce.....	. 07	. 07	. 07	. 0008	. 0008	. 0008
Oatmeal.....	2. 0765	Pound.....	. 10	. 10	. 10	. 0130	. 0130	. 0130
Onions.....	10. 8216	do.....	. 04	. 04	. 04	. 0271	. 0271	. 0271
Peaches, evaporated.....	1. 2103	do.....	. 10	. 10	. 10	. 0076	. 0076	. 0076
Pork:								
Fresh.....	6. 0272	do.....	. 12 $\frac{1}{2}$	4. 16	. 12 $\frac{1}{2}$	. 0471	. 0603	. 0471
Salt.....	4. 3543	do.....	. 13	. 14	. 12	. 0354	. 0381	. 0327
Potatoes:								
Irish.....	30. 7775	Peck (15 lbs.).....	. 35	5. 35	5. 40	. 0449	. 0480	. 0513
Sweet.....	93. 9605	Peck (13 $\frac{3}{4}$ lbs.).....	. 30	5. 20	5. 25	. 1281	. 0839	. 1049
Prunes.....	3. 3817	Pound.....	. 10	. 10	. 10	. 0211	. 0211	. 0211
Raisins.....	. 8714	do.....	. 12	. 12	. 12	. 0065	. 0065	. 0065
Rice.....	4. 4834	do.....	. 10	. 10	. 10	. 0030	. 0030	. 0030
Salt, fine.....	4. 6357	Sack (4 lbs.).....	. 05	. 05	. 05	. 0036	. 0036	. 0036
Sausage:								
Bologna.....	. 2494	Pound.....	. 10	. 10	. 10	. 0016	. 0016	. 0016
Wiener.....	3. 5923	do.....	. 10	. 10	. 10	. 0225	. 0225	. 0225
Sugar, granulated.....	12. 4726	do.....	. 06 $\frac{1}{2}$	. 06 $\frac{1}{2}$	. 06 $\frac{1}{2}$	. 0487	. 0487	. 0507
Sirup.....	3. 3760	Gallon (10 lbs.).....	. 40	. 50	. 50	. 0084	. 0106	. 0106
Soda.....	. 0484	4 ounces.....	. 05	. 05	. 05	. 0006	. 0006	. 0006
Tapioca.....	. 2420	Pound.....	. 10	. 10	. 10	. 0015	. 0015	. 0015
Tea.....	. 2659	do.....	. 40	. 40	. 40	. 0066	. 0066	. 0066
Tomatoes.....	7. 6032	3-pound can.....	. 15	. 15	. 15	. 0238	. 0238	. 0238
Vinegar.....	<sup>6</sup> . 0139	Gallon.....	. 20	. 20	. 20	. 0028	. 0028	. 0028
Vanilla extract.....	. 0060	4 ounces.....	. 20	. 20	. 20	. 0003	. 0003	. 0003
Yeast.....	. 8885	3 ounces.....	. 05	. 05	. 05	. 0148	. 0148	. 0148
Total cost.....						1. 4336	1. 4436	1. 4452

<sup>1</sup>12 $\frac{1}{2}$  to 18 cents.<sup>2</sup>10 to 20 cents.<sup>3</sup>Dozen.<sup>4</sup>14 to 18 cents<sup>5</sup>Price for 14 lbs.: in North Carolina the legal bushel is 56 pounds<sup>6</sup>Gallon.



Comparison of this food expenditure per week per man unit with the food value of the food consumed by the 20 southern families reporting can be easily made by means of the table on page 25, and from the same table the necessary family expenditure for food for the families studied, upon the basis of the Atlanta Federal prison dietary, can be ascertained.

#### CLOTHING.

The minimum standard for clothing for cotton mill families includes only that quality and quantity that is compatible with physical efficiency and common decency; that is, enough clothing to keep them warm in winter, to allow enough changes to keep them clean, and to prevent their being in rags.

The quantity of clothing assigned to the different individuals was determined only after a careful study of the actual amounts purchased by the different members of the families. This does not mean, that in every case, the lowest sum spent by any individual was adopted as the minimum quantity necessary for others of the same class. There are several reasons for not making such a choice. Some individuals were unquestionably underclothed. In other cases a very small expenditure for the past year, indicates an extra large expenditure for the preceding year. With the mothers the clothing purchased was often wholly inadequate. One mother reports as clothing for the year, "slippers 98 cents." This mother had several grown daughters who spent large sums on clothing. She was accustomed to wear clothing that they had discarded. This is true to a greater or less degree of all mothers who have grown daughters. In making the minimum assignment for daughters, they were, of course, allowed only sufficient clothing for their own needs.

The children are divided, according to sex, into different age groups, because the study of the actual amounts spent on clothing shows variations for these groups. It may seem strange that a smaller amount of clothing has been allowed the fathers and mothers than is allowed the sons and daughters 17 years old and over. Yet this represents the actual state of affairs. It will be seen that the only difference between the clothing of a son and that of a father is that the son has more shoes and stockings. It is shown by the clothing sheets contained in each family study that the boys did wear out twice as many shoes and stockings as the father. With the mothers and daughters the reason for the difference is readily apparent. The mothers are at home, and the daughters are at work in the mill. Their work demands that they be on their feet all day long. It is not surprising that they require \$7.50 for shoes and the mothers only \$3.

It will be seen that the boys in the 10 to 13 year group are allowed only two pairs of shoes, while those in the 14 to 16 year group and 6 to 9 year group are allowed three pairs. Boys from 6 to 13 years go

barefooted about six months of the year, but it is found that during the time they must wear shoes the smaller children 6 to 9 years old wear theirs out much more quickly than do the boys of 10 to 13.

The fathers and the boys 10 years old and over have each been allowed a cheap suit of clothes. This is necessary, for they must have a coat for protection. This suit, with two pairs of trousers, must be worn 365 days in the year. The lint, dust, and oil of the cotton mill is particularly hard on clothing.

The slight differences noted in the character of the clothing of the girls of different age groups—for example, girls 17 and over and girls 14 to 16—are not necessitated by the fact that they belong to different groups, but are made because the individuals chosen as representing the requirements had made those particular selections of clothing.

Meager though the amounts allowed the different groups may seem, they do satisfy the minimum requirements, for, with a few minor exceptions, they represent the clothing actually worn by some individual whose health had apparently not been impaired by being underclad. If a girl, who was otherwise dressed as cheaply as possible, had indulged in some little extravagance like a Sunday hat, this was eliminated. Furthermore, if in some family the clothing had been made by a dressmaker, the dressmaker's charge was deducted, for the minimum standard requires that all clothing of the women and children shall be made at home.

The following shows the articles of clothing and their cost allowed the individuals of the different groups:

QUANTITY AND COST OF CLOTHING FOR A YEAR, ACCORDING TO SEX AND AGE—  
MINIMUM STANDARD.

Articles of clothing.	Amount.	Articles of clothing.	Amount.
<b>MALES.</b>		<b>FEMALES.</b>	
<b>Father:</b>		<b>Mother:</b>	
1 suit.....	\$5.00	1 shawl.....	\$1.00
2 trousers.....	2.00	4 calico waists.....	.72
5 colored shirts.....	2.50	2 duck skirts.....	1.80
2 winter underwear.....	2.00	2 drawers.....	.28
2 pairs shoes.....	3.00	2 gingham petticoats.....	1.00
1 hat.....	.50	2 winter undershirts.....	.50
1 suspenders.....	.25	1 fascinator.....	.25
Socks.....	.50	2 pairs shoes.....	3.00
		Stockings.....	.70
<b>Total.....</b>	<b>18.75</b>	<b>Total.....</b>	<b>9.25</b>
<b>Sons, 17 years and over:</b>		<b>Daughters, 17 years and over:</b>	
1 suit.....	8.00	1 shawl.....	1.00
2 trousers.....	2.00	4 calico dresses.....	2.80
5 colored shirts.....	2.50	2 flannelette dresses.....	2.50
2 winter underwear.....	2.00	2 gingham petticoats.....	1.00
4 pairs shoes.....	6.00	2 flannelette petticoats.....	1.20
1 hat.....	.50	2 drawers.....	.25
1 suspenders.....	.25	2 winter undershirts.....	.50
Socks.....	1.00	2 gingham aprons.....	.50
		2 hats.....	2.00
<b>Total.....</b>	<b>22.25</b>	Stockings.....	2.00
		Shoes.....	7.50
		<b>Total.....</b>	<b>21.25</b>



QUANTITY AND COST OF CLOTHING FOR A YEAR, ACCORDING TO SEX AND AGE—  
MINIMUM STANDARD—Concluded.

Articles of clothing.	Amount.	Articles of clothing.	Amount.
<b>MALES—concluded.</b>		<b>FEMALES—concluded.</b>	
<b>Sons, 14, 15, and 16 years:</b>		<b>Daughters, 14, 15, and 16 years:</b>	
1 suit.....	\$4.00	1 wrap.....	\$1.00
4 colored shirts.....	2.00	2 gingham waists.....	.65
1 overalls.....	.50	1 cotton skirt.....	.80
2 winter underwear.....	1.80	1 flannelette dress.....	1.00
3 pairs shoes.....	4.50	2 calico dresses.....	1.22
2 caps.....	.50	2 gingham aprons.....	.50
1 suspenders.....	.25	2 cotton petticoats.....	.72
Stockings.....	1.50	2 drawers.....	.25
		2 winter undershirts.....	.50
		2 hats.....	2.00
		Shoes.....	7.50
		Stockings.....	2.00
<b>Total.....</b>	<b>15.05</b>	<b>Total.....</b>	<b>18.14</b>
<b>Sons, 10, 11, 12, and 13 years:</b>		<b>Daughters, 10, 11, 12, and 13 years:</b>	
1 suit.....	4.00	1 wrap.....	1.00
3 colored shirts.....	1.00	2 flannelette dresses.....	1.40
1 overalls.....	.25	4 calico dresses.....	1.68
2 winter underwear.....	1.00	2 cotton petticoats.....	.50
2 pairs shoes.....	3.00	2 drawers.....	.25
2 caps.....	.50	2 winter undershirts.....	.50
Stockings.....	.60	2 hats.....	2.00
		Shoes.....	6.00
		Stockings.....	1.50
<b>Total.....</b>	<b>10.35</b>	<b>Total.....</b>	<b>14.83</b>
<b>Sons, 6, 7, 8 and 9 years:</b>		<b>Daughters, 6, 7, 8, and 9 years:</b>	
4 trousers.....	1.00	1 wrap.....	.85
6 waists.....	1.50	3 flannelette dresses.....	1.95
2 undershirts.....	.50	3 calico dresses.....	1.08
3 pairs shoes.....	4.50	2 cotton petticoats.....	.40
2 caps.....	.50	2 drawers.....	.20
Stockings.....	2.00	2 undershirts.....	.25
		1 cap.....	.50
		1 hat.....	.50
		3 pairs shoes.....	4.50
		Stockings.....	1.00
<b>Total.....</b>	<b>10.00</b>	<b>Total.....</b>	<b>11.23</b>
<b>Sons, 3, 4, and 5 years:</b>		<b>Daughters, 3, 4, and 5 years:</b>	
4 trousers.....	1.00	4 calico dresses.....	1.20
4 waists.....	.60	2 flannelette dresses.....	.80
Underwear.....	.40	2 flannelette petticoats.....	.42
1 cap.....	.25	2 drawers.....	.12
3 pairs shoes.....	3.00	2 undershirts.....	.25
Stockings.....	.60	1 cap.....	.50
		Stockings.....	1.00
		3 pairs shoes.....	1.80
<b>Total.....</b>	<b>5.85</b>	<b>Total.....</b>	<b>6.09</b>
<b>Children, 2 years and under:</b>			
6 calico dresses.....			1.14
3 flannelette petticoats.....			.38
5 stockings.....			.50
Shoes.....			1.00
<b>Total.....</b>			<b>3.02</b>

**RENT.**

The question of a minimum rent for cotton-mill workers is easily disposed of. The mill builds houses for its employees, and they are obliged to pay the rent charged, which is always less than they would have to pay if they did not live in a mill house. In some places the rent charged is 75 cents per month per room; in others \$1. The 4-room house is the commonest type, so that the families are limited in the number of rooms that they may have as well as in the rent they must pay.



The average rent paid by the 1,364 families visited in the general investigation was \$44.81 per year.<sup>1</sup> This amount has been adopted as the minimum standard, except in the case of those particular families studied where the actual amounts charged by the mill companies was known.

#### FUEL.

In the general discussion of the family studies, in regard to fuel, it was pointed out that the quantity used did not depend upon the size of the family nor the number of rooms, since it is the custom among the mill people to have but one fire. Although it is generally conceded that grates and fireplaces are an extravagant means of heating, here again the mill people are limited by what is offered them. The houses are not built for stoves. In few cases did there seem to be extravagance in the matter of fuel that could be attributed to the family. Three of the families spent an amount in excess of that spent by the others. Eliminating these three and taking the average of the others, it amounts to \$41.36 per year. This amount was adopted as the minimum rather than the lowest sum spent by any family, for there was no way of telling whether or not this family had sufficient fire to keep them comfortably warm. Moreover, the amount of fuel that would keep one house warm might not be sufficient in another, because some houses are in much better repair than others, have tighter windows, doors, and floors, and have better-constructed grates or fireplaces.

#### LIGHT.

All of the families used kerosene for lights. It was found that a gallon a week was the smallest quantity that they could get along with. Four families found this amount sufficient, so it is adopted as the minimum quantity. Kerosene sells for 15 cents a gallon, making the minimum cost for the year \$7.80.

#### SUNDRIES.

The term "sundries" in this report is not a vague one to cover incidental expenditure. It is limited to soap, starch, bluing, washing powder, brooms, and scrubbing brushes. The families spending the smallest amounts on these articles spent between \$5 and \$6. In addition to the sundries there are a few other miscellaneous articles, such as thread, pins, lamp chimneys, burners, and wicks, that must be included in a minimum standard. A complete account for one family of average size for six months shows an expenditure for these articles of \$1.50, or \$3 per year. It is believed that no family could get along with less than that. This makes the expenditure for sundries and miscellaneous expenses fall between \$8 and \$9. The sum of \$8.50 is adopted.

<sup>1</sup> Volume I of this report: Cotton Textile Industry, p. 523.

**COST OF ALL ARTICLES, MINIMUM STANDARD.**

The following table shows the cost of food and clothing for different individuals, according to age and sex, under the minimum standard. From this the cost of food and clothing for any particular family can be readily computed.

COST OF FOOD AND CLOTHING FOR A YEAR, ACCORDING TO SEX AND AGE—MINIMUM STANDARD.

Sex and age.	Food.	Clothing.	Total.
Father.....	\$74.88	\$18.75	\$93.63
Mother.....	59.90	9.25	69.15
Males:			
17 years and over.....	74.88	22.25	97.13
15 and 16 years.....	67.40	15.05	82.45
14 years.....	59.90	15.05	74.95
13 years.....	59.90	10.35	70.25
12 years.....	52.42	10.35	62.77
10 and 11 years.....	44.92	10.35	55.27
6 to 9 years.....	37.44	10.00	47.44
3 to 5 years.....	29.97	5.85	35.82
Females:			
17 years and over.....	59.90	21.25	81.15
15 and 16 years.....	59.90	18.14	78.04
14 years.....	52.42	18.14	70.56
13 years.....	52.42	14.83	67.25
10, 11, and 12 years.....	44.92	14.83	59.75
6 to 9 years.....	37.44	11.23	48.67
3 to 5 years.....	29.97	6.09	36.06
Children:			
2 years.....	29.97	3.02	32.99
Under 2 years.....	22.46	3.02	25.48

To the cost of food and clothing can be added the minimum cost of rent, fuel, lights, sundries, and miscellaneous expenses which among cotton-mill people do not vary with the size of the family, or if so but slightly.

Rent.....	\$44.81
Fuel.....	41.36
Lights.....	7.80
Sundries, etc.....	8.50
<b>Total.....</b>	<b>102.47</b>

Take a normal family, consisting of a father, mother, and three children; a girl of 10, a boy of 6, and a boy of 4, for instance. The table on the preceding page shows that the food and clothing for the different members will be as follows:

COST OF FOOD AND CLOTHING FOR ONE YEAR FOR MEMBERS OF A TYPICAL NORMAL FAMILY—MINIMUM STANDARD.

Member of family.	Food.	Clothing.	Total.
Father.....	\$74.88	\$18.75	\$93.63
Mother.....	59.90	9.25	69.15
Girl 10 years.....	44.92	14.83	59.75
Boy 6 years.....	37.44	10.00	47.44
Boy 4 years.....	29.97	5.85	35.82
<b>Total.....</b>	<b>247.11</b>	<b>58.68</b>	<b>305.79</b>



The food for the family costs \$247.11 and the clothing \$58.68, a total of \$305.79. To this must be added \$102.47 for rent, fuel, lights, and sundries, making the cost of the minimum standard for the family \$408.26. If the family live upon this sum without suffering, wisdom to properly apportion the income is necessary. There can be no amusements or recreations that involve any expense. No tobacco can be used. No newspapers can be purchased. The children can not go to school, because there will be no money to buy their books. Household articles that are worn out or destroyed can not be replaced. The above sum provides for neither birth nor death nor any illness that demands a doctor's attention or calls for medicine. Even though all these things are eliminated, if the family is not to suffer, the mother must be a woman of rare ability. She must know how to make her own and her children's clothing; she must be physically able to do all of the household work, including the washing. And she must know enough to purchase with her allowance food that has the proper nutritive value.

#### THE FAIR STANDARD OF LIVING.

##### DETERMINATION OF FAIR STANDARD.

The minimum standard is a standard of living so low that one would expect few families to live on it. It will be conceded that a standard of living upon which people are to live must include many things that are not allowed by the minimum standard. It must be a standard that provides not only for physical efficiency but allows for the development and satisfaction of human attributes. Just what is to be included in such a standard depends upon the people to whom it is applicable. Manifestly, a standard that would be considered fair by a laboring man would not appear fair to a financier. Those possessing different degrees of wealth have come to look upon different things as essential to their manner of life.

The cotton-mill workers of the South are a distinct laboring class, so distinct that a standard of living applicable to them may not be applicable to other laborers even. These people have come to regard certain things as essential to their every day life. A fair standard to be applicable to them must take these things into consideration.

The aim has been throughout not to impose a standard upon the people that is beyond their reach or beyond their ideals. Nothing is included in the fair standard other than what some families have already attained, and all families are striving to attain.



FOOD.

A comparison of the menus of the families studied, with the dietary of the Federal prison, shows that for breakfast and dinner the quantity and quality of food of the families living fairly well is not far different from the prison diet; they have a little more variety, perhaps. For supper, however, the prison diet falls short of what the people demand as a fair standard for food. Bread, butter, and coffee are not regarded as a satisfactory meal after a long day's work. It is clear from the menus of those who are living fairly well that a fair standard must allow either a meat or a vegetable for supper. Again, the prison diet is a little low in the quantity of protein it furnishes. The addition of a meat or vegetable for supper would, perhaps, bring it nearer the requirements.

After a study of the cost of food of the different families and their manner of living, one has been selected as representing a fair standard. Though somewhat better than the prison diet, it consists of perfectly plain food with no desserts. Although it has two vegetables for dinner, where the prison diet has one, this does not necessarily mean increased quantity, but rather greater variety. The menu adopted will be found in Family Study No. 1, pages 40 and 41.

The cost of the menu adopted, \$1.67 per man per week, is higher than that of many of the families.<sup>1</sup> This, however, is no objection,

<sup>1</sup> In the Report on Nutrition Investigation, by Frank P. Underhill, Ph. D., in Chaplin's "The Standard of Living in New York City," p. 323, the cost of the necessary food per man per day is computed at 22 cents per day. The prices for the food were obtained in New York City during the summer of 1907. If this same food had been purchased in Atlanta, Ga., in the early part of 1909, the time of this investigation, the cost per man would have been 27.7 cents per day, or \$1.936 per week. The following shows the comparative cost in the two localities at the different times:

Articles.	Quantity.	New York City, summer, 1907.	Atlanta, Ga., spring, 1909.
Beef.....	4 pounds..	\$0.48	\$0.60
Meat (salt).....	4 pounds..	.28	.52
Ham.....	1 pound..	.16	.20
Chicken.....	1 pound..	.14	1.14
Fish.....	1 pound..	.05	.10
Butter.....	1 pound..	.27	.25
Eggs (2 doz.).....	3 pounds..	.25	.70
Milk.....	14 pounds..	.70	.70
Milk (condensed).....	1 pound..	.10	.10
Bread.....	12 pounds..	.60	.60
Rolls.....	4 pounds..	.35	1.35
Crackers.....	1 pound..	.10	.10
Flour.....	1 pound..	.05	.03
Rolled oats.....	2 pounds..	.10	.20
Potatoes.....	5 pounds..	.16	.14
Onions.....	1 pound..	.05	.04
String beans.....	½ pound..	.05	1.05
Dried peas.....	½ pound..	.05	1.05
Canned tomatoes.....	2 pounds..	.08	.10
Apples.....	1 pound..	.05	.10
Tea.....	1 pound..	.18	.40
Sugar.....	3½ pounds..	.17	.22
Molasses.....	½ pound..	.03	.01
Beer, pickles.....	.....	.30	1.30
Total.....	.....	4.75	6.00

<sup>1</sup>Price of this article was not obtained in Atlanta, Ga., hence it is quoted the same as in New York City.

for a number of these fall below even the minimum requirement. Several of the families spend a larger amount on food.

#### CLOTHING.

A fair standard for clothing must allow a sufficient amount so that there can be some expression of individual taste. It must allow, not only a change of clothing for the sake of cleanliness, but also for Sundays and other holidays.

In ascertaining the quantity of clothing necessary for the different individuals, the clothing lists of those families and individuals who appeared to be fairly well dressed were carefully considered. The articles of clothing selected for the different groups are, in the main, actual purchases made by the individuals who were selected as representative of the groups. It is the cost that is important, and not the particular selection made.

It will be seen that the father is allowed a \$14 suit. This is done because it will last him two years; the first year as a Sunday suit and the second year for a working suit, which with the two pairs of trousers and overalls will make a sufficient allowance. By purchasing a \$14 suit each year he will always have a Sunday suit and good working clothes. He is also allowed a light shirt, a pair of shoes, a hat, collars, necktie, and handkerchiefs. A fair standard will permit him to have his hair cut at a barber shop.

The cost of the clothing of the sons, 17 and over, is a little higher than that of the fathers. It is as true of the fair standard as of the minimum that the sons need a little more than the fathers.

To the average working girl \$57.25 a year for clothing may seem like a small sum. But one difference is to be noted between these and other working girls; the girl of the southern cotton mill does not "dress up" to go to work. Her work clothes are chiefly calico dresses, waists, and skirts. Instead of a dress and separate coat a \$15 suit is allowed. It is the custom of the girls to buy their suits ready-made. They give two reasons for this. One, the difficulty of getting dressmakers whom they can afford to pay; the other, that they have too little time for the necessary fitting. Another reason is their manner of paying for their suits. It is the custom to select a suit, make a deposit, then pay for it by weekly payments. The suit can not be taken home until it is entirely paid for. Needless to say, dressmakers would not accept their pay in this manner.

The clothing for the other groups does not call for any particular discussion. The quantities allowed are so moderate that probably no objections will be raised on account of the cost.



The following shows the quantity of clothing allowed the different groups according to the fair standard:

QUANTITY AND COST OF CLOTHING FOR A YEAR, ACCORDING TO SEX AND AGE—FAIR STANDARD.

Articles of clothing.		Amount.	Articles of clothing.		Amount.
<b>MALES.</b>			<b>FEMALES.</b>		
<b>Father:</b>			<b>Mother:</b>		
1 suit .....		\$14.00	1 suit .....		\$5.75
2 trousers .....		3.00	2 percale waists .....		.60
2 overalls .....		1.50	1 flannelette waist .....		.50
1 light shirt .....		1.00	2 white waists .....		2.00
4 colored shirts .....		2.00	2 duck skirts .....		2.00
2 suits underwear .....		2.00	2 calico dresses .....		1.50
2 pairs shoes .....		4.00	2 dressing sacques .....		.60
1 pair shoes .....		3.00	2 gingham aprons .....		.50
2 hats .....		3.00	2 petticoats .....		1.00
4 collars .....		.50	2 undershirts .....		.50
1 necktie .....		.25	1 felt hat .....		2.00
1 suspender .....		.25	1 straw hat .....		2.00
3 handkerchiefs .....		.30	Stockings .....		2.00
Socks .....		2.50	2 pairs shoes .....		4.00
Barbering .....		1.20	4 handkerchiefs .....		.20
			1 lisle gloves .....		.50
<b>Total .....</b>		<b>38.50</b>	<b>Total .....</b>		<b>26.25</b>
<b>Sons, 17 years and over.</b>			<b>Daughters, 17 years and over.</b>		
1 suit .....		14.00	1 suit .....		15.00
2 trousers .....		3.00	4 white waists .....		4.00
2 overalls .....		1.50	2 cotton skirts .....		2.00
2 light shirts .....		2.00	6 calico dresses .....		4.00
4 colored shirts .....		2.00	2 lawn dresses .....		4.00
2 suits underwear .....		2.00	4 aprons .....		1.00
3 pairs shoes .....		6.00	1 sateen petticoat .....		1.00
1 pair shoes .....		3.00	3 white petticoats .....		2.25
2 hats .....		3.00	4 drawers .....		.50
6 collars .....		.75	1 corset .....		.75
2 neckties .....		.50	2 corset covers .....		.50
1 suspender .....		.25	2 winter undershirts .....		.50
3 handkerchiefs .....		.30	1 felt hat .....		3.75
Socks .....		2.50	1 straw hat .....		3.00
Barbering .....		1.20	Stockings .....		2.00
			3 pairs shoes .....		9.00
<b>Total .....</b>		<b>42.00</b>	1 gloves .....		1.00
			Ribbons, belts, etc .....		2.00
			Handkerchiefs .....		1.00
			<b>Total .....</b>		<b>57.25</b>
<b>Sons, 14, 15, and 16 years.</b>			<b>Daughters, 14, 15, and 16 years.</b>		
2 suits .....		12.00	1 suit .....		8.00
2 trousers .....		2.00	2 white waists .....		2.00
2 light shirts .....		2.00	2 gingham waists .....		.60
4 colored shirts .....		2.00	1 cotton skirt .....		.80
2 overalls .....		1.00	1 flannelette dress .....		1.30
2 winter underwear .....		2.00	6 calico dresses .....		3.65
3 pairs shoes .....		6.00	1 lawn dress .....		1.15
2 hats .....		2.00	2 aprons .....		.50
1 cap .....		.25	2 petticoats .....		.75
6 collars .....		.50	4 drawers .....		.50
2 neckties .....		.50	2 undershirts .....		.50
1 suspender .....		.25	1 felt hat .....		2.00
3 handkerchiefs .....		.30	1 straw hat .....		2.00
Stockings .....		3.00	Stockings .....		2.00
Barbering .....		1.20	Shoes .....		9.00
			Ribbons, belts, etc .....		1.20
			Handkerchiefs .....		.50
<b>Total .....</b>		<b>35.00</b>	<b>Total .....</b>		<b>35.50</b>



QUANTITY AND COST OF CLOTHING FOR A YEAR, ACCORDING TO SEX AND AGE—  
 FAIR STANDARD—Concluded.

Articles of clothing.	Amount.	Articles of clothing.	Amount.
MALES—concluded.		FEMALES—concluded.	
Sons, 10, 11, 12, and 13 years.		Daughters, 10, 11, 12, and 13 years.	
2 suits .....	\$7.00	1 coat .....	\$3.00
4 trousers .....	2.00	5 gingham dresses .....	3.10
6 shirts .....	1.80	2 lawn dresses .....	2.10
2 collars .....	.20	1 woolen dress .....	2.75
2 winter underwear .....	1.00	4 petticoats .....	1.85
4 pairs shoes .....	6.00	4 drawers .....	.30
2 caps .....	.50	2 winter underwear .....	.90
1 hat .....	.50	1 felt hat .....	1.50
1 necktie .....	.25	1 straw hat .....	1.00
1 suspender .....	.25	Stockings .....	2.00
Stockings .....	2.00	4 pairs shoes .....	6.00
		Ribbons, etc .....	.50
<b>Total .....</b>	<b>21.50</b>	<b>Total .....</b>	<b>25.00</b>
Sons, 6, 7, 8, and 9 years:		Daughters, 6, 7, 8, and 9 years:	
1 suit .....	3.50	1 coat .....	3.00
4 trousers .....	1.00	6 calico dresses .....	2.10
6 waists .....	1.50	1 flannelette dress .....	.50
2 undershirts .....	.50	2 cotton petticoats .....	.55
3 pairs shoes .....	4.50	2 flannel petticoats .....	1.00
Stockings .....	2.00	3 drawers .....	.35
2 caps .....	.50	2 winter undershirts .....	.50
1 hat .....	.50	1 felt hat .....	.50
1 necktie .....	.25	1 straw hat .....	.50
		Stockings .....	1.50
<b>Total .....</b>	<b>14.25</b>	* 3 pairs shoes .....	4.50
Sons, 3, 4, and 5 years:		Ribbons, etc .....	
1 coat .....	1.00		.50
4 trousers .....	1.00	<b>Total .....</b>	<b>15.50</b>
6 waists .....	1.50	Daughters, 3, 4, and 5 years:	
2 undershirts .....	.50	6 calico dresses .....	2.75
3 pairs shoes .....	3.00	1 flannelette dress .....	.40
2 caps .....	.50	3 cotton petticoats .....	.60
1 hat .....	.25	2 flannelette petticoats .....	.60
1 necktie .....	.25	4 drawers .....	.40
Stockings .....	1.00	2 undershirts .....	.50
<b>Total .....</b>	<b>9.00</b>	Stockings .....	1.00
Children 2 years and under:		Shoes .....	3.00
5 calico dresses .....		1 felt hat .....	.50
2 flannelette dresses .....		1 straw hat .....	.50
2 flannelette petticoats .....		<b>Total .....</b>	<b>10.25</b>
3 white petticoats .....		Children 2 years and under:	
1 baby cap .....		5 calico dresses .....	1.20
Stockings .....		2 flannelette dresses .....	.65
Shoes .....		2 flannelette petticoats .....	.90
<b>Total .....</b>	<b>6.00</b>	3 white petticoats .....	.50
		1 baby cap .....	.75
		Stockings .....	.50
		Shoes .....	1.50
		<b>Total .....</b>	<b>6.00</b>

The following table shows the actual amounts spent by the individuals of the different age groups. Some of these were clearly underclad. On the other hand a comparison of these figures with those adopted for the fair standard show that in many cases a larger expenditure for clothing was made than has been allowed here.

EXPENDITURES FOR CLOTHING FOR THE YEAR FOR THE INDIVIDUAL MEMBERS OF EACH FAMILY.

Expenditure for father.		Expenditure for mother.		Expenditure for male children of each age group.									
				17 years and over.		14, 15, and 16 years.		10, 11, 12, and 13 years.		6, 7, 8, and 9 years.		3, 4, and 5 years.	
Family number.	Am't.	Family number.	Am't.	Family number.	Am't.	Family number.	Am't.	Family number.	Am't.	Family number.	Am't.	Family number.	Am't.
2	\$9.25	1	\$16.56	6	\$26.25	1	\$36.20	2	\$5.65	2	\$2.30	2	\$2.45
3	11.95	2	1.98	6	43.60	2	26.50	2	3.45	3	6.65	6	8.55
4	45.73	3	25.13	6	44.90	3	20.15	5	19.40	7	10.75	18	6.00
6	16.15	4	18.43	7	39.75	4	37.88	6	17.20	7	10.75	21	7.65
7	48.95	5	14.75	8	26.50	5	35.00	6	13.30	7	17.10		
8	18.50	6	12.39	13	35.45	6	18.20	13	29.55	8	12.50		
12	31.50	7	3.95	18	31.60	6	17.20	17	14.10	19	10.75		
12	160.95	8	6.63			7	23.60	20	10.85	20	6.05		
12	148.50	12	8.69			8	19.50						
14	37.90	12	17.25			14	26.75						
15	21.00	12	33.73			15	22.25						
16	67.15	13	24.88			16	49.20						
18	14.00	15	9.39			20	11.10						
19	31.65	16	23.84			21	62.35						
20	36.80	17	9.96										
21	23.60	18	8.40										
		19	22.94										
		20	15.83										
		21	8.70										
Average	38.97		14.92		35.43		28.99		14.19		9.61		6.16

Expenditure for female children of each age group.										Children under 3 years.	
17 years and over.		14, 15, and 16 years.		10, 11, 12, and 13 years.		6, 7, 8, and 9 years.		3, 4, and 5 years.			
Family number.	Amount.	Family number.	Amount.	Family number.	Amount.	Family number.	Amount.	Family number.	Amount.	Family number.	Amount.
1	\$124.03	2	\$86.63	1	\$28.84	4	\$11.12	12	\$12.40	8	\$3.00
2	77.00	4	39.16	3	25.17	6	6.95	19	5.82	8	3.00
2	113.84	5	29.21	6	9.44	8	8.76	20	4.78	12	7.95
5	73.85	7	38.50	7	12.25	12	11.13			19	2.27
12	132.20	8	19.42	7	22.10	16	25.43				
14	54.76	13	32.22	8	18.51	20	8.41				
18	27.36	15	34.76	12	25.90						
21	51.90	15	53.03	13	26.67						
		17	43.08	19	17.32						
		20	18.02	21	11.40						
		21	19.30								
		21	23.58	21	14.59						
Average	81.87		36.41		19.29		11.97		7.67		4.06

<sup>1</sup> Expenditure for son-in-law.  
<sup>2</sup> Expenditure for married son.

<sup>3</sup> Expenditure for married daughter.  
<sup>4</sup> Expenditure for daughter-in-law.



**DOCTOR AND MEDICINE.**

From what has been said relative to the health of the families studied, it is clearly apparent that a fair standard of living must make an allowance for medicine and doctor. The table on page 31 shows the amount, per member of family, the families actually paid for doctor and medicine. The amounts spent by three of the families is far in excess of that spent by the others. These three families had sickness of an unusual character. With the others, however, the sickness is about what a family has to expect in the course of a year. Omitting the three families, the average, per member of family, for the others is \$3.28. This amount is adopted for the fair standard. It means that a normal family of five will have to spend \$16.40 per year for doctor and medicines.

**INSURANCE.**

The table on page 31 shows that the Southern cotton-mill workers regard insurance of some character as essential to their manner of living. A fair standard that does not permit of savings must make some allowance for insurance to meet the expenses of death, that sooner or later must come to every family.

The insurance carried by the cotton-mill people is always "industrial," or some sort of burial union. The premiums are paid in small sums weekly, usually 5 cents for the children and 10 cents for the parents. It is the custom for every member of the family to be insured, from the baby to the father.

Ten cents a week for each of the parents and 5 cents a week for each of the children, regardless of age, is adopted for the fair standard.

**AMUSEMENTS AND RECREATION.**

Some provision must be made for recreation and amusements. Although the moving-picture shows are invading many of the small towns of the South, outside of the large cities there are few opportunities for the mill employees to spend large sums for these purposes. Nevertheless, a small allowance must be made for certain personal indulgences, even though they may not be properly classified under the head of "recreation and amusements."

It is believed that the charge of extravagance can not be brought if an allowance of 15 cents a week is made for each member of the family 16 years old or over. As can be seen from the table on page 32, this amount was exceeded in some families, while others spent less. Even in remote country places, where there is no opportunity to spend money on amusements, this sum does not seem excessive for personal gratification. No other place is provided in the fair standard for such expenditures. If a boy needs a knife, it must come out



of this allowance. If a girl wishes a glass of soda water, it must come out of this sum. If the parents wish to make Christmas presents to their children, they must buy them out of this allowance of 15 cents a week. The children under 16 must get their recreation and amusements out of visiting or playing with the other children of the neighborhood, for no allowance is made for them.

This sum may be objected to as too small to cover such a multitude of expenditures, yet, taking into the account the character of the people and the few opportunities offered them, it is believed that the sum would appeal to the majority as being compatible with a fair standard of living.

#### TOBACCO.

The use of tobacco is almost universal among the cotton-mill people of the South. The men chew tobacco. The women, and occasionally the children, use snuff. An allowance for tobacco is made, not because it is assumed that it is essential to their well being, but because it is a demand of the people which would be satisfied at the sacrifice of something that is really essential. An allowance is made for the parents only, because it can not be said with accuracy that all of the young girls and boys are addicted to the use of tobacco. Ten cents a week is allowed each of the parents, for that seemed to be the usual amount spent by an individual.

#### SCHOOL BOOKS.

In making an allowance for school books the prevailing custom of the people is adhered to—that is, since 12 years is the legal working age, children 12 years old or over are presumed to be at work. School books are provided for children from 6 to 11 years old. Where the children attended school, it was found that \$2 was the usual amount spent. This amount is allowed for the children of school age.

#### COST OF MAINTENANCE OF INDIVIDUALS, BY FAIR STANDARD.

It will be noticed that each of the articles discussed up to this point that enter into the fair standard is of such a character that the total expense for any given family depends upon the size of the family and the age of the members. The table following shows the cost of these articles for different individuals, and from it their cost can be computed for any family of any size and members of any age.

COST OF MAINTENANCE FOR A YEAR FOR INDIVIDUALS OF VARIOUS AGES FOR THOSE THINGS THAT VARY WITH THE SIZE OF THE FAMILY—FAIR STANDARD.

Sex and age.	Food	Clothing.	Doctor and medicine.	Insurance.	Amusements.	To-bacco.	School-books.	Total.
Father.....	\$86.84	\$33.50	\$3.28	\$5.20	\$7.80	\$5.20	.....	\$146.82
Mother.....	69.47	26.25	3.28	5.20	7.80	5.20	.....	117.20
Males:								
17 years and over.....	86.84	42.00	3.28	2.60	7.80	.....	.....	142.52
16 years.....	78.16	35.00	3.28	2.60	7.80	.....	.....	126.84
15 years.....	78.16	35.00	3.28	2.60	.....	.....	.....	119.04
14 years.....	69.47	35.00	3.28	2.60	.....	.....	.....	110.35
13 years.....	69.47	21.50	3.28	2.60	.....	.....	.....	96.85
12 years.....	60.79	21.50	3.28	2.60	.....	.....	.....	88.17
10 and 11 years.....	52.10	21.50	3.28	2.60	.....	.....	\$2.00	81.48
6 to 9 years.....	43.42	14.25	3.28	2.60	.....	.....	2.00	65.55
3 to 5 years.....	34.74	9.00	3.28	2.60	.....	.....	.....	49.62
Females:								
17 years and over.....	69.47	57.25	3.28	2.60	7.80	.....	.....	140.40
16 years.....	69.47	35.50	3.28	2.60	7.80	.....	.....	118.65
15 years.....	69.47	35.50	3.28	2.60	.....	.....	.....	110.85
14 years.....	60.79	35.50	3.28	2.60	.....	.....	.....	102.17
13 years.....	60.79	25.00	3.28	2.60	.....	.....	.....	91.67
12 years.....	52.10	25.00	3.28	2.60	.....	.....	.....	82.98
10 and 11 years.....	52.10	25.00	3.28	2.60	.....	.....	2.00	84.98
6 to 9 years.....	43.42	15.50	3.28	2.60	.....	.....	2.00	66.80
3 to 5 years.....	34.74	10.25	3.28	2.60	.....	.....	.....	50.87
Children:								
2 years.....	34.74	6.00	3.28	2.60	.....	.....	.....	46.62
Under 2 years.....	26.05	6.00	3.28	2.60	.....	.....	.....	37.93

#### HOUSING CONDITIONS AND RENT.

It may be desirable that in a fair standard of living the size of the house shall depend to a certain extent upon the size of the family and the age of the members, that there shall be a sitting room distinct from the sleeping rooms, and perhaps other accommodations. With the mill people, however, as a general rule, these considerations can not enter. They are obliged to occupy the houses that the mill companies have built for them, not because the mill companies determine where they shall live, but because there are no other houses available.

The employees at one mill in Atlanta, Ga., however, form an exception to this. The mill is located within the city limits. Real-estate promoters and others have built houses near the mill which are a great deal better than those furnished by the company. Here it is found that as soon as a family is in a position to aspire to something better the first thing it does is to move from the "factory lot" into one of these houses.

For the great majority of mill people, however, there is nothing better than the mill houses. The fair standard must be the same as the minimum or the minimum must be the same as the fair. The rent adopted for the minimum, viz, \$44.81, was the average



paid by 1,364 families. This is adopted for the fair standard. At the one mill in Atlanta, Ga., the fact that the people can get better houses is taken into consideration, and for the families studied at this mill the rent they paid, with one exception, is taken as fair.

#### FUEL.

The conditions surrounding the housing of the mill people make the cost of the fuel the same in the fair standard as it is in the minimum. The houses are the same under both standards. There will be no more fires to keep up in the one than in the others. Hence, the cost of fuel adopted for the minimum standard, viz, \$41.36, is adopted as the cost for the fair standard.

#### LIGHT.

It was agreed by the majority of the families studied that an average of 1 gallon of kerosene a week furnished sufficient light for their purposes. This seems reasonable in view of the fact that the people read but little and do not have a great demand for light. The cost is the same as that of the minimum standard, viz, \$7.80 a year; but since it furnishes sufficient light it is adopted.

#### SUNDRIES.

An allowance of 25 cents a week is made for sundries. This is to include soap (toilet and laundry), washing powders, matches, starch, bluing, brooms, and scrubbing brushes.

#### HOUSEHOLD FURNISHINGS.

It was found from the families studied that there must be an allowance made for the purchase of household furnishings to take the place of those destroyed or worn out. It must supply such things as cooking utensils, dishes, lamps, bedding, bed linen, shades, furniture, and any other incidental expenses necessary to keep the household in fair condition, or, if it is not already so, to improve its conditions. Fifty cents a week was the amount usually spent by the families for these purposes. Hence, an allowance of \$26 is made for the year.

#### NEWSPAPERS.

It was found that at the mills in the city (Atlanta, Ga.) the people generally take a daily newspaper, which costs \$6.25 per year. For these families this amount is allowed. In the other places most of the people take at least one paper, either a newspaper or a story paper. One dollar a year is allowed them. The study of the families shows this amount to be sufficient.



## CHURCH, CHARITY, ETC.

The table on page 33 shows that not all of the families contribute to the church, yet a fair standard of living must make an allowance for this purpose, so that those who wish to contribute may do so. The mill people have their own churches, and the pay of their preachers must be met by themselves, with such assistance as the mill owners see fit to make. Five cents a week per family is the amount usually paid, hence this is allowed.

## COST OF ALL ARTICLES, FAIR STANDARD.

The items of rent, fuel, light, sundries, household furnishings, newspapers, church, and charity are items that do not vary with the size of the family. The cost of these is as follows:

	Per year.
Rent.....	\$44. 81
Fuel.....	41. 36
Light.....	7. 80
Sundries.....	13. 00
Household furnishings.....	26. 00
Newspapers.....	1. 00
Church, charity.....	2. 60
Total.....	136. 57

Using this in connection with the table on page 150 the cost of a fair standard of living can be readily computed for any family.

Take, for instance, a normal family of 5, the father, mother, and 3 children—a girl 10, a boy 6, and a boy 4.

The cost of those items that do not vary with the composition of the family will be \$136.57.

The further cost of the maintenance of the family as shown by the table on page 150 will be as follows:

Father.....	\$146. 82
Mother.....	117. 20
Girl, 10 years old.....	84. 98
Boy, 6 years old.....	65. 55
Boy, 4 years old.....	49. 62
Total.....	464. 17

Adding to this amount the total of the items that do not vary with the size of the family (\$136.57) it is found that the father must earn \$600.74 in order to support his family according to this standard. This will enable him to furnish them good nourishing food and sufficient plain clothing. He can send his children to school. Unless a prolonged or serious illness befall the family, he can pay for medical attention. If a death should occur, insurance will meet

the expense. He can provide some simple recreation for his family, the cost not to be over \$15.60 for the year. If this cotton-mill father is given employment 300 days out of the year, he must earn \$2 per day to maintain this standard. As the children grow older and the family increases in size, the cost of living will naturally increase. The father must either earn more himself or be assisted by his young children.

This standard is by no means an ideal one. It does not allow savings to meet the contingency of any unusual event, such as lack of employment or accident to the father. It makes no provision for old age. It provides for culture wants only in the most limited manner, viz, one paper costing \$1 a year. It provides elementary schooling for the children up to their twelfth year only.

To be unable to meet the demands of this standard of living is to place the family among those living in poverty. The father might earn less than \$600.74 without entailing physical suffering on the family. The minimum standard however of \$408.26, which obviates physical suffering only, does not mark the poverty line for this family. The deprivation of many things other than food and shelter means poverty. For after all, among these people, the problems of sickness and deaths and births are to be reckoned with almost as certainly as are food and shelter. Inability to buy school books for the children, to furnish some simple form of recreation for the family, are unmistakably signs of poverty. Human beings are being dealt with; and human needs as well as human frailties put man into a class where food and shelter are not the only real necessities of life.

## INCOMES AND THEIR RELATION TO STANDARD OF LIVING.

### NORMAL FAMILY IN COTTON-MILL COMMUNITIES.

The incomes of cotton-mill families are composite; that is, they are made up of the wages of several workers. The so-called normal family—father, with wife and children dependent upon him for support—is not a normal cotton-mill family. Indeed, this type of family is rare, because it is almost impossible for it to exist. At one mill studied there were only five individuals whose daily wage amounted to \$1.25 or more per day. The wages of these individuals were \$2, \$1.50, \$1.28, \$1.25, and \$1.25. This means that in that community it would have been possible for one man only to support a wife and three young children according to the fair standard of living; and this would have been impossible unless he worked 300 days in the year. There was only one other individual whose earnings were sufficient to support a family of this size even in accordance with the minimum standard.



In spite of its present rarity, this normal family must be reckoned with. The mills have been able up to this time to bring from the mountains and farms whole families containing enough children and adult workers to run their mills. There is not an inexhaustible supply of these "ready-made" families. Moreover, the other type of family is developing at the mills. The sons and daughters grow up, marry, and have children of their own. Families of this normal type are constantly being created. Trained from childhood in the one industry, the fathers of these families are unfitted for any other. The adjustment of a wage scale can not always be made on the assumption that there are a large number of workers to contribute to the family income.

#### VARIATION IN WEEKLY EARNINGS.

In the introductory section it was stated that the actual incomes for the families studied were taken from the pay roll, showing not only the total annual earnings, but the actual weekly or biweekly sums that the families had to live on. Charts have been plotted showing graphically how these weekly wages fluctuate. The result is startling, revealing the greatest irregularity for one and all of the families. These families are representative. At one mill they were frankly avowed to be among the best. At another their names were furnished by a mill official as being representative families.

Some variation in weekly income is to be expected where there is a large number of contributors. It means, of course, irregular employment. These incomes are for the year 1908 to 1909. The mills from which they were obtained were not affected by the business depression, but ran full schedule time.

What are the causes, then, of this irregular employment? Here a difficult question is encountered. In an industry where women and children form such a large part of the working force some irregularity must be expected. Illness among the cotton-mill people is of frequent occurrence, due in some measure at least to the conditions of the industry. Affections of the lungs are specially common. The sudden change from the highly heated mills to the outside air in winter is conducive to pneumonia and bronchial troubles. There is scarcely a family studied in which some of the workers were not incapacitated for a considerable period of time either by acute illness or accident.

One of the chief complaints of the mill owners is that the people do not work regularly. If the mills are to run without loss, all of the machinery must be kept going. To meet this difficulty, an extra supply of workers, "spare hands" or substitutes, are procured.





## WEEKLY EARNINGS OF SOUTHERN

Family No. 2. (6 wage-earners.)	Family No. 3. (2 wage-earners.)	Family No. 4. (3 wage-earners.)	Family No. 5. (3 wage-earners.)	Family No. 6. (6 wage-earners.)	Family No. 7. (4 wage-earners.)	Family No. 8. (5 wage-earners.)	Family No. 9. (3 wage-earners.)
\$36.00	\$14.30	\$21.95	\$20.65	\$38.40	\$24.35	\$16.55	\$22.20
29.50	12.45	18.00	16.25	15.35	13.40	15.25	19.85
32.05	11.20	21.00	15.85	20.00	16.50	14.25	18.30
33.20	15.15	11.55	13.35	20.10	15.00	11.20	14.05
37.35	15.60	20.35	15.50	19.75	15.70	14.20	16.20
27.10	13.70	19.20	14.85	22.35	16.50	13.55	12.25
26.10	15.60	17.15	15.85	21.25	14.80	13.30	18.10
32.75	15.45	16.45	12.90	26.75	16.50	12.20	15.25
17.70	15.60	14.75	16.05	22.40	18.15	12.60	17.75
25.40	15.60	18.60	16.10	25.00	15.75	16.20	16.25
28.90	15.60	18.40	18.45	27.10	15.75	15.20	16.00
22.45	15.00	17.60	17.70	24.50	17.55	14.65	16.90
26.45	15.00	16.90	19.25	28.70	16.50	11.20	13.90
24.15	14.75	17.55	15.80	28.65	15.95	14.10	15.10
24.10	15.00	16.45	14.05	27.65	14.10	16.60	10.45
24.25	6.05	18.75	17.90	31.25	17.25	15.75	16.95
24.20	9.60	18.45	17.15	28.00	16.40	9.10	14.30
18.15	12.30	15.35	18.85	29.05	17.50	15.15	19.60
33.75	15.00	11.10	16.20	25.00	14.20	9.60	16.05
27.90	14.55	9.85	12.85	25.25	14.75	13.30	12.75
26.63	12.90	12.40	15.20	24.85	14.45	9.45	17.90
28.70	15.00	9.35	16.25	21.90	14.10	7.70	6.60
26.75	15.20	9.25	17.50	23.50	11.35	11.95	8.95
21.05	15.05	14.40	15.90	22.75	14.45	6.35	18.90
26.70	14.55	17.30	16.25	24.40	13.60	11.85	8.05
31.00	13.65	18.20	14.55	25.35	13.10	10.90	7.80
19.90	12.90	16.70	16.45	23.95	15.45	13.10	13.90
28.30	13.35	19.20	12.50	21.30	11.75	14.95	16.25
22.20	14.75	16.90	13.70	27.75	14.75	18.50	14.90
29.05	14.75	19.00	17.80	26.25	15.25	16.65	11.30
25.45	15.00	16.25	18.75	20.75	13.85	14.55	10.55
14.85	14.30	19.20	12.35	21.30	13.95	19.50	7.95
29.00	13.35	18.20	14.25	19.45	17.15	15.90	7.85
27.15	11.80	12.00	12.00	13.20	17.55	15.70	15.40
20.05	18.00	12.00	13.50	18.60	15.20	17.20	10.05
25.85	15.95	10.80	15.20	26.75	16.95	17.20	15.05
24.05	14.80	15.30	12.75	21.65	16.75	12.50	11.45
20.45	12.80	15.25	11.35	21.95	15.45	11.80	13.65
22.10	12.90	17.15	10.50	21.30	15.30	12.85	13.00
27.95	12.90	15.95	15.80	19.55	15.70	8.80	7.50
23.90	11.10	13.75	11.70	14.95	14.15	13.90	9.25
20.30	12.90	15.40	14.70	18.10	14.25	13.30	7.55
18.20	12.90	17.25	17.90	20.90	13.20	12.45	9.60
20.95	12.90	14.20	21.45	23.40	14.55	14.00	11.40
21.55	12.90	17.70	18.35	25.75	14.95	21.30	12.50
19.80	12.90	12.25	17.65	26.55	15.90	22.55	10.00
21.40	12.90	17.05	16.90	27.45	16.90	20.10	12.90
20.05	12.05	16.85	21.05	28.40	16.55	10.60	14.65
22.05	12.90	19.80	23.05	30.60	13.50	22.00	11.35
24.50	12.90	17.10	22.70	34.75	15.10	21.45	14.05
25.45	11.95	13.70	21.20	28.55	13.30	16.60	15.65
21.35	10.15	10.95	23.75	31.75	16.15	23.25	19.95
1,309.13	709.85	830.20	848.50	1,264.15	801.20	752.50	708.05
25.18	13.65	15.97	16.32	24.30	15.41	14.47	13.62

COTTON-MILL FAMILIES, 1908.

Family No. 10. (2 wage-earners.)	Family No. 11. <sup>1</sup> (6 wage-earners.)	Family No. 12. <sup>1</sup> (3 wage-earners.)	Family No. 13. <sup>1</sup> (3 wage-earners.)	Family No. 17. (2 wage-earners.)	Family No. 18. (3 wage-earners.)	Family No. 20. (4 wage-earners.)	Family No. 21. (5 wage-earners.)
\$18.95	\$13.80	\$32.40	\$12.15	\$6.00	\$10.02	\$12.40	\$9.33
15.30	13.80	32.40	12.16	6.00	11.60	12.40	6.00
12.90	13.63	36.10	12.71	8.00	14.15	18.60	8.00
15.30	13.64	36.10	12.71	8.00	15.50	17.10	14.75
15.30	14.56	36.34	11.43	8.00	12.50	15.60	12.00
13.70	14.56	36.35	11.44	8.00	12.42	14.92	11.50
10.20	14.64	27.72	10.89	8.00	12.50	15.45	11.50
15.30	14.64	27.73	10.89	8.00	16.47	15.00	13.00
14.50	11.49	33.96	10.67	6.50	12.80	14.13	11.92
14.50	11.49	33.97	10.68	7.50	10.55	9.00	12.50
14.10	12.55	38.53	9.90	7.50	12.26	10.50	11.50
15.30	12.55	38.53	9.90	7.10	9.82	13.44	10.10
15.30	14.51	32.50	7.91	7.10	10.34	11.96	10.20
14.50	14.52	32.50	7.92	7.10	8.09	12.69	15.20
13.35	8.55	34.82	11.87	7.10	9.22	12.59	15.20
15.30	8.55	34.83	11.88	6.88	9.99	15.01	13.36
14.50	13.87	30.19	12.76	6.25	6.70	14.20	9.80
12.60	13.88	30.19	12.77	7.10	10.34	14.22	14.88
11.95	14.09	33.44	13.58	7.10	10.34	14.04	17.33
13.45	14.09	33.44	13.59	7.10	9.59	13.69	20.12
12.80	13.08	36.62	16.45	7.10	10.25	15.30	19.41
12.55	13.09	36.63	16.45	7.10	9.50	14.20	17.91
12.10	17.19	31.57	13.11	6.25	10.25	16.19	15.98
12.30	17.20	31.58	13.12	7.10	7.62	17.47	20.66
12.75	14.35	20.07	9.57	9.02	11.00	12.55	22.46
14.15	14.35	20.08	9.58	8.65	8.41	13.16	18.07
12.30	21.80	37.87	18.51	7.73	5.18	11.19	16.27
11.90	21.80	37.88	18.52	10.10	11.45	15.39	19.70
13.95	22.32	28.60	14.94	10.10	9.20	17.94	19.40
14.10	22.33	28.60	14.95	10.10	11.90	15.69	19.85
12.30	19.44	19.10	10.95	5.00	11.90	18.00	24.05
12.70	19.45	19.10	10.95	4.60	8.52	14.40	20.32
14.85	23.01	25.02	12.54	5.00	11.90	15.30	14.15
15.85	23.02	25.03	12.54	7.40	7.70	10.72	11.00
16.25	23.53	26.29	11.60	10.10	11.90	14.10	16.62
12.80	23.53	26.29	11.60	10.70	11.90	14.75	13.70
15.45	17.34	22.03	8.25	10.70	11.00	11.56	20.00
15.30	17.34	22.04	8.25	10.70	11.90	15.00	20.00
13.70	18.06	30.88	10.01	7.10	10.77	14.55	13.50
12.90	18.06	30.89	10.01	6.25	10.25	12.39	11.25
13.25	20.45	27.95	12.10	5.60	10.40	15.23	14.25
11.95	20.45	27.95	12.10	8.40	7.40	12.00	17.55
12.90	25.36	34.40	13.05	7.36	6.84	3.15	16.00
14.50	25.37	34.40	13.05	8.50	9.20	3.60	13.80
13.30	17.47	24.51	8.85	10.70	11.90	8.40	18.30
10.80	17.48	24.51	8.85	10.70	9.65	12.90	18.30
14.90	21.60	30.65	11.11	10.70	11.90	12.58	16.05
14.50	21.60	30.65	11.12	10.70	11.45	12.90	18.30
15.30	.....	.....	.....	10.70	11.90	12.60	13.80
15.30	.....	.....	.....	10.70	11.90	12.90	13.80
15.30	.....	.....	.....	10.70	11.90	17.70	14.40
14.95	.....	.....	.....	3.80	6.50	9.66	7.20
724.25	813.48	1,463.23	569.94	413.59	548.64	700.41	789.24
13.93	16.93	30.48	11.87	7.95	10.55	13.28	15.18

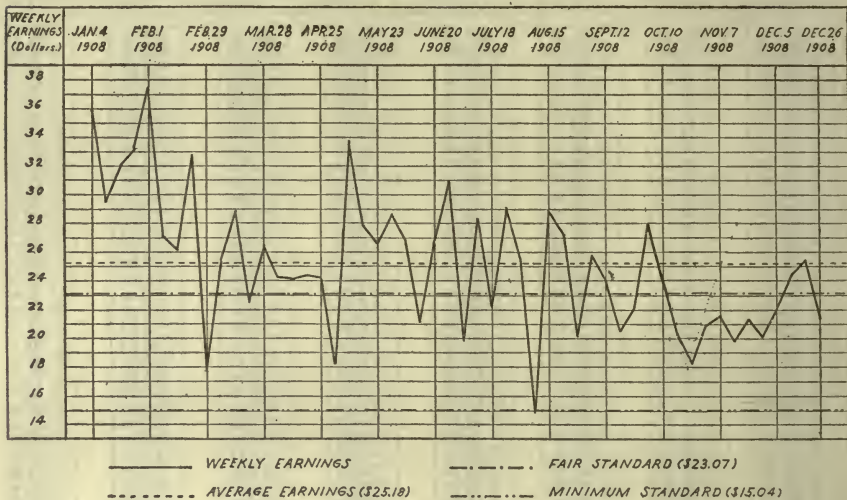
<sup>1</sup> At the mill where this family worked wages were paid twice a month; half of each wage payment has been entered here as the approximate weekly wage.

On each of the graphic charts that follow, the average weekly income is indicated as well as the actual weekly income. In addition to these, the average weekly cost of the minimum and fair standard of living of the particular family is shown.



ACTUAL AND AVERAGE WEEKLY EARNINGS OF SOUTHERN COTTON-MILL FAMILIES AND FAIR AND MINIMUM STANDARD OF LIVING. 1908.

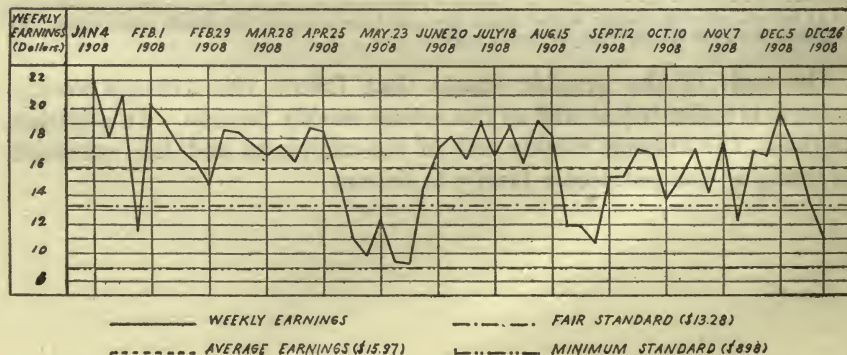
FAMILY No. 2



FAMILY No. 3

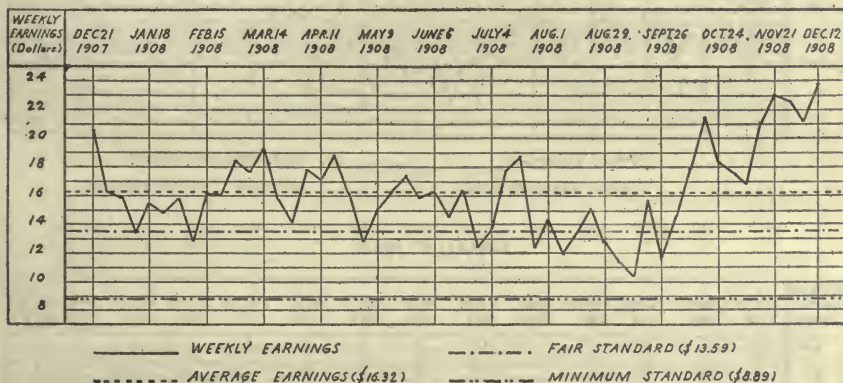


FAMILY No. 4

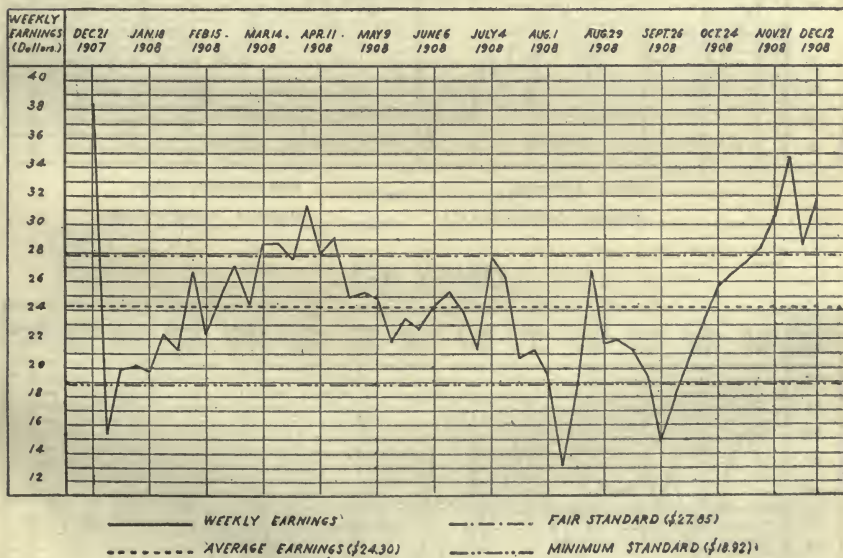


ACTUAL AND AVERAGE WEEKLY EARNINGS OF SOUTHERN COTTON-MILL FAMILIES AND FAIR AND MINIMUM STANDARD OF LIVING. 1908.

FAMILY No.5

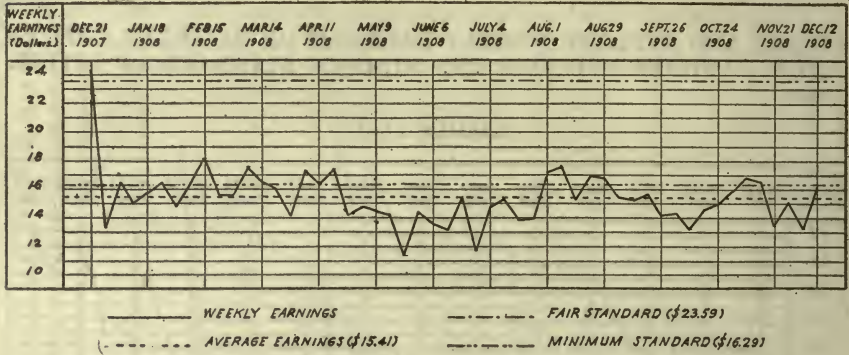


FAMILY No.6

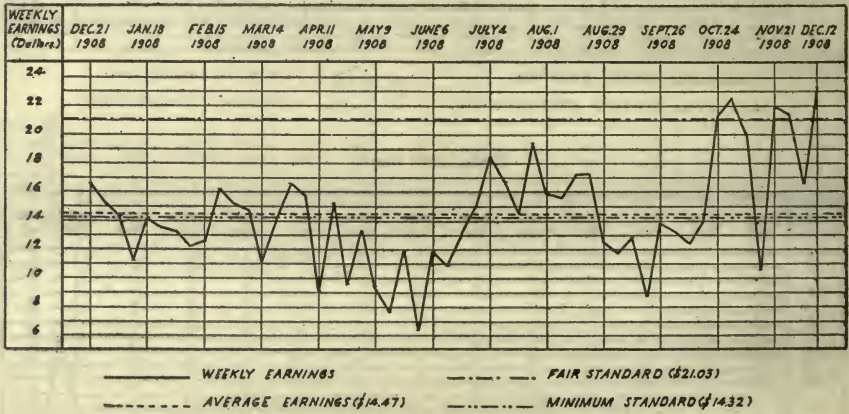


ACTUAL AND AVERAGE WEEKLY EARNINGS OF SOUTHERN COTTON-MILL FAMILIES AND FAIR AND MINIMUM STANDARD OF LIVING, 1908.

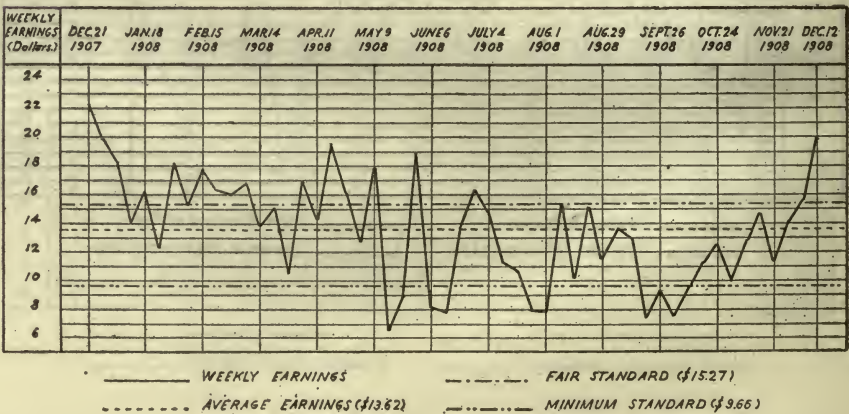
FAMILY No.7



FAMILY No.8



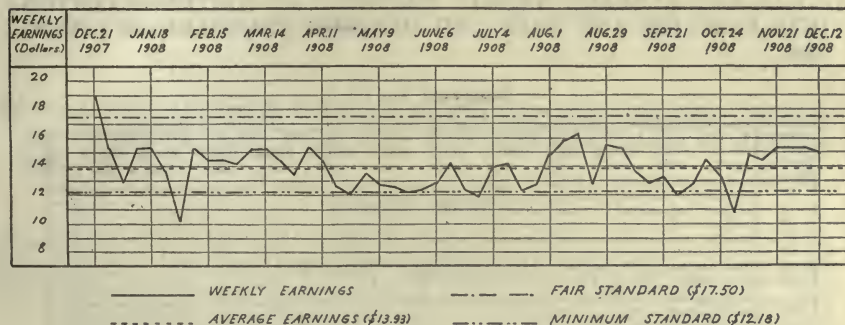
FAMILY No.9



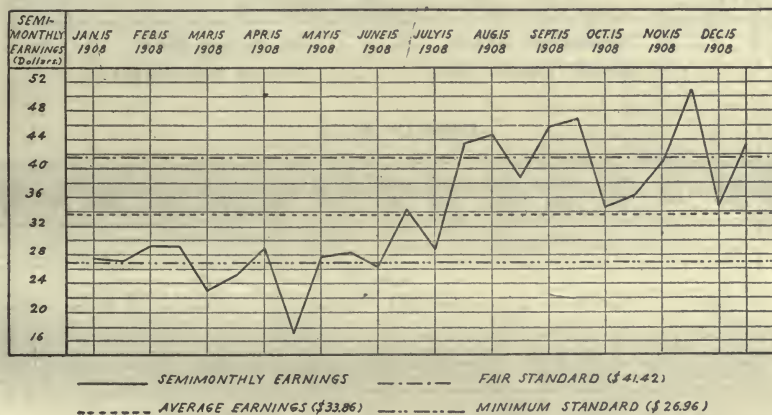


ACTUAL AND AVERAGE WEEKLY EARNINGS OF SOUTHERN COTTON-MILL FAMILIES AND FAIR AND MINIMUM STANDARD OF LIVING, 1908.

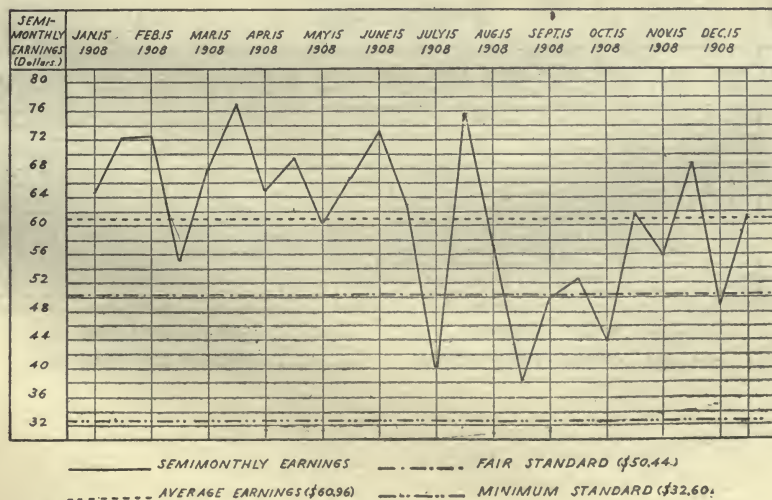
FAMILY No.10



FAMILY No.11

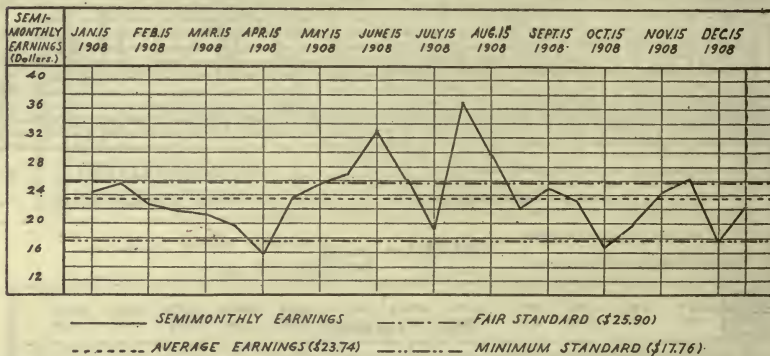


FAMILY No.12

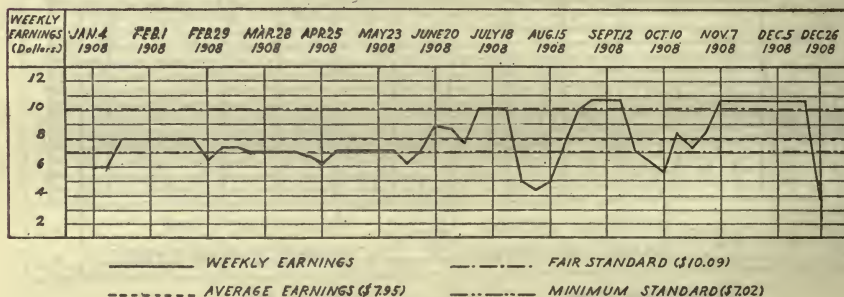


ACTUAL AND AVERAGE WEEKLY EARNINGS OF SOUTHERN COTTON-MILL FAMILIES AND FAIR AND MINIMUM STANDARD OF LIVING, 1908.

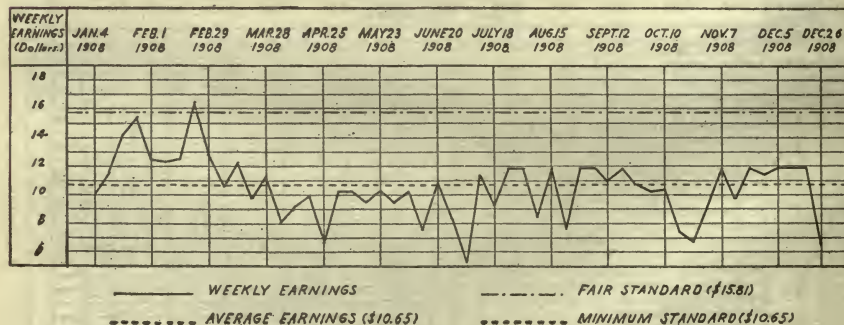
FAMILY No.13



FAMILY No.17

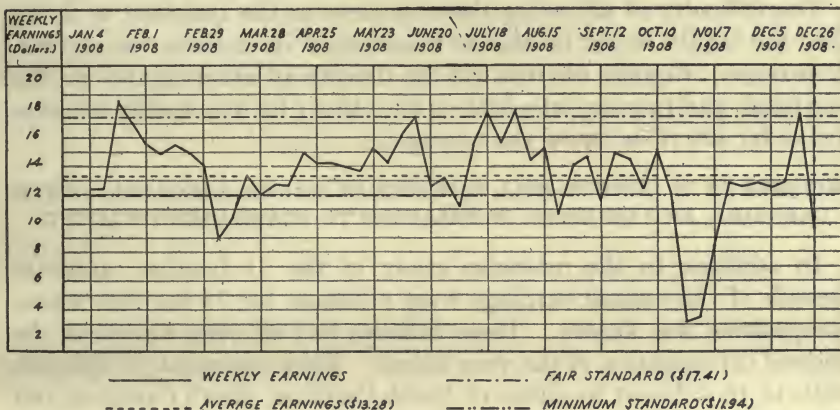


FAMILY No.18



ACTUAL AND AVERAGE WEEKLY EARNINGS OF SOUTHERN COTTON-MILL FAMILIES AND FAIR AND MINIMUM STANDARD OF LIVING, 1908.

FAMILY No.20



FAMILY No.21





It will be readily understood from a study of the charts that the total annual incomes do not tell the whole story. In the first place the average weekly income was seldom or never the actual weekly income. It must be remembered that the families do not live from year to year, but from week to week. For Family No. 8 the total annual income was about equal to the cost of the minimum standard, but for 28 weeks out of the year the weekly income was far below the weekly cost of that standard. It can be seen that the physical efficiency of this family was impaired, as it might not have been had their income been divided into 52 equal portions.

The difficulty of adjusting these incomes to the standard of living that the family would be able to maintain, if its income was regular, is obvious. Equally obvious are the dangers of extravagance on the one hand, and running into debt on the other; for the weekly incomes are as far above as below the average.

#### INCOMES OF 75 COTTON-MILL FAMILIES IN NORTH CAROLINA, SOUTH CAROLINA, AND GEORGIA, IN RELATION TO STANDARDS OF LIVING.

In addition to the intensive study of the 21 families, accurate records of the annual earnings were obtained for 75 families whose composition was known. These families had all been visited in the general investigation of the year before. They represent 23 different mills in 16 different localities of North Carolina, South Carolina, and Georgia. An attempt was made to secure records of the year's earnings for a much larger number of families, but it was found that many of them did not remain at a mill throughout the whole year. As has been said before, no small proportion of the cotton-mill population is made up of these families, who are constantly moving from one place to another. They are regarded as the poorest element among the people and it is generally conceded that their earning capacity and standard of living is the lowest. If it were not for this class whatever conclusions are reached from this study would be applicable to the cotton-mill population of the South as a whole, since the material is from cities, small towns, and country mills in many different sections of the States.

In the following tables these families are arranged according to the place they occupy with regard to the standards, the cost of which has been computed for each in accordance with the tables on pages 141, 150, and 152.

The tables show further the total number of members in the family, the total number of wage earners, and the amounts earned, by the father, by males 16 and over, by females 16 and over, by children 14 and 15, by children 12 and 13, and by children under the legal working age, 12 years.

The families are divided into three groups—those whose incomes are below the sum necessary to maintain the minimum standard, those whose incomes are above the sum necessary to maintain the minimum standard but below the sum necessary to maintain the fair standard, and those whose incomes are above the sum necessary to maintain the fair standard. The families in each group have been classified in the following way: Idle fathers, disabled fathers, widowed or deserted mothers, and fathers at work in the mill.

*(The following table is extremely faint and illegible due to the quality of the scan. It appears to be a large table with multiple columns and rows, likely containing the classification data mentioned in the text.)*

## ACTUAL FAMILY INCOME OF 75 SOUTHERN COTTON-MILL FAMILIES AND

*Families with incomes below cost*

Family number.	Number of members.	Wage earners.				
		Father's earnings.	Males 16 years and over.		Females 16 years and over.	
			Number.	Earnings.	Number.	Earnings.
<b>Idle fathers:</b>						
22.....	7			1	\$191.68	
23.....	10			1	204.39	
<b>Disabled fathers:</b>						
24.....	5	<sup>1</sup> \$18.00				
25.....	7					
26.....	6			<sup>1</sup> 1	40.20	
<b>Widowed or deserted mothers:</b>						
27.....	5					
28.....	8			2	379.44	
29.....	<sup>3</sup> 4			1	159.44	
30.....	9	<sup>4</sup> 52.25		1	138.01	
<b>Fathers at work in mill:</b>						
31.....	8	146.72		1	217.68	
32.....	6	361.00		1	38.80	
33.....	9	252.93				
34.....	6	253.60				
35.....	9	180.44	1	148.02		
36.....	10	198.04		1	28.53	

*Families with incomes above cost of minimum*

<b>Idle fathers:</b>						
37.....	7		1	\$252.90	1	\$225.75
38.....	11	\$30.74	1	174.09	1	175.38
39.....	9	11.45	1	135.55	1	379.11
40.....	7	50.70	1	284.90	1	209.05
<b>Disabled fathers:</b>						
41.....	8		3	477.35	1	260.15
<b>Widowed or deserted mothers:</b>						
42.....	4				1	294.50
43.....	6				<sup>7</sup> 1	182.79
44.....	4				1	79.00
45.....	5		1	48.95	1	76.45
46.....	3					
47.....	5				4	815.60
<b>Fathers at work in mill:</b>						
48.....	9	146.75			1	145.85
49.....	10	181.86	2	169.25	1	215.13
50.....	8	248.19			2	300.71
51.....	8	206.61			1	117.21
52.....	6	196.38	1	180.43		
53.....	9	165.00			2	563.07
54.....	10	251.70	1	164.90	1	205.73
55.....	9	205.64			2	410.93
56.....	10	205.40	1	225.47	2	479.00
57.....	9	260.24			2	400.92
58.....	9	465.20	1	197.12		
59.....	9	162.95	1	213.94	3	530.27
60.....	8	301.45			1	224.64
61.....	7	127.94	2	420.09		
62.....	11	254.70				
63.....	5	<sup>10</sup> 186.58				
64.....	5	266.00	1	123.90		
65.....	7	<sup>10</sup> 215.96				
66.....	5	276.76				
67.....	6	183.54	1	217.65	1	226.45
68.....	7	460.55				
69.....	10	90.58	2	344.20	2	409.37
70.....	7	378.15	1	248.44		
71.....	6	<sup>12</sup> 184.16			1	321.33
72.....	8	293.61			2	475.89
73.....	5	241.80				
74.....	9	261.13	2	512.10		

<sup>1</sup> Pension.<sup>2</sup> Girl died during year.<sup>3</sup> Including one boarder who paid \$104.<sup>4</sup> Deserted family in April 1907.<sup>5</sup> Had a 10-year-old helper.<sup>6</sup> Assisted by 2 sisters of 10 and 12.<sup>7</sup> Mother.<sup>8</sup> Boy died during year.



ESTIMATED COST OF MINIMUM AND FAIR STANDARD OF LIVING.

of minimum standard of living.

Wage earners.						Cost of standards of living.			
Children 14 and 15 years.		Children 12 and 13 years.		Children under 12 years.		Total wage earners.	Total cash income.	Minimum.	Fair.
Number.	Earnings.	Number.	Earnings.	Number.	Earnings.				
1	\$122.39					2	\$314.07	\$553.51	\$826.00
1	120.56	1	\$134.14			4	580.92	769.22	1,151.57
2	331.15			2	\$276.97	2	294.97	404.90	603.50
1	92.97	1	105.92	1	104.35	3	435.50	532.02	775.42
				1	8.20	4	247.29	417.55	605.66
2	342.85	1	72.15			3	415.00	431.80	627.70
1	109.98	1	5.70			4	495.12	619.32	945.55
				1	110.34	2	373.78	387.40	568.51
1	96.57	1	114.75	2	214.92	5	616.50	693.01	1,024.69
1	96.45	1	116.64	1	2.29	5	579.78	635.82	935.06
		5	137.73			2	399.80	500.04	779.65
		1	192.63			2	390.66	550.90	805.53
1	98.09	1	102.85	2	80.40	6	609.80	686.07	1,011.65
		1	98.28	2	170.92	5	495.77	661.11	962.51

standard but below cost of fair standard of living.

		1	\$172.33			3	\$650.98	\$617.86	\$915.02
1	\$139.31	2	291.45			5	810.97	785.88	1,177.72
6	371.59					3	897.70	716.85	1,076.37
				1	\$139.05	3	683.10	543.54	817.69
2	230.57					6	968.07	795.19	1,204.66
		1	163.96			2	458.46	368.69	556.00
1	11.58	1	132.34	1	117.83	4	524.54	502.91	773.21
1	182.35	1	142.85	1	88.75	4	492.95	366.07	535.44
		2	252.20			4	547.60	443.84	649.63
2	441.81					2	441.81	327.70	478.04
						4	815.60	505.11	821.02
2	428.85					4	721.45	721.30	1,092.80
1	172.41			1	53.78	6	792.43	791.59	1,170.30
1	92.86					4	641.76	636.83	977.68
2	325.16					4	648.98	639.24	960.13
		1	233.06			3	609.87	499.44	740.56
1	138.83					4	866.90	713.77	1,076.61
1	184.16	1	141.00			5	947.49	735.40	1,109.40
1	205.38					4	821.95	672.47	1,016.64
1	174.56					5	1,084.43	814.56	1,238.10
1	133.45					4	794.61	675.49	1,021.83
1	105.60	1	112.10			4	880.02	639.17	948.66
1	135.67	1	126.11			7	1,168.94	818.28	1,272.74
		9	158.29			3	684.38	571.06	844.37
		1	221.63			9	769.66	646.26	953.14
1	171.30	1	128.34	1	169.50	4	723.84	687.72	1,004.07
		1	1079.55	1	10 26.59	3	18 486.20	439.69	646.99
1	144.66					3	534.36	495.69	739.64
1	10 134.65	1	10 108.12	1	10 102.00	4	694.20	516.76	770.08
				2	202.49	3	478.85	415.40	617.37
1	29.47	1	107.87			5	764.98	569.66	871.89
1	190.15	1	158.85			3	809.55	554.95	816.33
1	136.20	1	113.40			7	1,093.75	843.03	1,289.77
		1	119.95			3	746.54	535.67	794.45
1	15 158.62	1	19 96.72	1	12 63.62	4	13 608.40	455.41	657.23
1	177.66	1	137.11			4	929.81	646.65	971.55
						3	717.69	494.80	777.26
1	169.79	1	164.95			5	1,107.97	773.57	1,159.44

<sup>9</sup> Assisted by 11-year old sister, making 5 wage earners.

<sup>13</sup> Estimated for the year on 43-week period.

<sup>10</sup> Earnings for 42-week period.

<sup>11</sup> Estimated for the year on 42-week period.

<sup>12</sup> Earnings for 43-week period.

## ACTUAL FAMILY INCOME OF 75 SOUTHERN COTTON-MILL FAMILIES AND

*Families with incomes above*

Family number.	Number of members.	Wage earners.				
		Father's earnings.	Males 16 years and over.		Females 16 years and over.	
			Number.	Earnings.	Number.	Earnings.
<b>Widowed or deserted mothers:</b>						
75.....	3			2	<sup>1</sup> \$327.25	
76.....	8			1	254.80	
77.....	3		1 \$455.90	1	213.65	
78.....	6		1 232.00	1	332.55	
79.....	6			1	304.72	
<b>Fathers at work in mill:</b>						
80.....	7	\$190.11	2	475.51		
81.....	9	483.78			1 193.11	
82.....	7	246.16			2 633.31	
83.....	11	258.87	1	326.85	2 399.81	
84.....	6	192.23			2 470.41	
85.....	3	414.18			1 89.80	
86.....	8	235.75	3	821.85	1 200.75	
87.....	4	770.00			1 148.53	
88.....	8	345.40			1 246.80	
89.....	9	315.00	1	348.30	1 255.32	
90.....	9	838.62				
91.....	8	261.50	1	364.51	2 532.04	
92.....	6	258.16			3 900.31	
93.....	10	354.21	1	266.23	1 270.01	
94.....	5	266.60			2 661.92	
95.....	7	137.30			2 619.10	
96.....	7	213.48	1	257.73		

<sup>1</sup> Included mother's earnings.

ESTIMATED COST OF MINIMUM AND FAIR STANDARD OF LIVING—Concluded.

cost of fair standard of living.

Wage earners.							Cost of standards of living.		
Children 14 and 15 years.		Children 12 and 13 years.		Children under 12 years.		Total wage earners.	Total cash income.	Minimum.	Fair.
Number.	Earnings.	Number.	Earnings.	Number.	Earnings.				
1	\$214.41					3	\$541.66	\$330.81	\$507.54
1	176.10	1	\$211.05	2	\$284.55	5	926.50	585.28	866.86
						2	669.55	349.90	539.21
1	168.45	1	126.05	1	62.60	5	921.65	557.89	837.11
1	216.36	1	103.96	1	34.59	4	659.63	441.69	641.86
1	139.76	1	130.91			5	936.29	623.81	927.88
		1	169.21	1	7.12	4	1,031.68	632.11	923.74
1	106.53	1	202.39	1	132.50	6	1,320.89	635.59	979.95
		1	213.60	1	156.42	6	1,355.54	820.09	1,236.32
1	253.43					4	916.09	543.67	833.65
						2	504.01	320.52	484.59
		1	150.15			6	1,408.50	774.51	1,196.84
						2	918.55	427.55	684.75
1	234.60	1	165.60	1	184.30	6	1,176.70	642.98	968.74
		1	158.25	1	96.91	5	1,173.78	678.94	1,017.76
1	114.45			1	76.45	3	1,029.52	597.68	880.69
1	230.22					5	1,388.27	722.22	1,109.44
						4	1,158.47	589.85	967.23
1	276.70					4	1,167.15	751.27	1,108.83
1	123.64					4	1,052.16	510.00	804.63
2	373.80					5	1,130.20	544.96	902.67
2	367.32	1	198.06	1	103.34	6	1,139.93	649.80	960.22



The above table shows that 15 out of the 75 families have incomes that fall below the sum necessary to maintain the minimum standard, 38 have incomes above the minimum but below the fair standard, but 2 barely exceed the minimum, and only 22 have incomes that are above the fair standard.

This means that 20 per cent of these people are living in the direst poverty. They are underfed, or underclothed, or they have not enough fire to keep them warm. In the majority of cases the incomes fall so far below the minimum standard that they must be suffering from the lack of everything—food, clothes, and fire. Because of their weakened conditions, they are the readiest victims of disease, yet they are the ones who must forego medical attention unless some kind-hearted physician bestows his services upon them.

The classification of this group of families shows that in some cases the poverty was partially due to the character of the family itself. In 2 cases there were idle fathers, in 3 disabled fathers, in 4 widowed or deserted mothers, but in the case of 6 the fathers were at work in the mill. The table shows further that in these poverty-stricken families there were 12 little children under 12 years of age, who, with bodies already weakened by want were having their future efficiency and usefulness still further impaired by working in the cotton mill.

There are 50.7 per cent (38 out of a total of 75) of the families who have incomes above the sum necessary to maintain the minimum standard but below that required for the fair standard. All of these are living in poverty of one degree or another. Some are barely above the starvation line; others have enough for food and clothing and a few of the other things considered as necessaries in the fair standard of living, yet they feel the pinch of poverty somewhere. It is not safe to assume that none of these people are underfed or underclothed, for there are certain things included in the fair standard, like expenses for sickness and death, which would have to be met at the sacrifice of food and clothing. Among these 38 families there were 4 fathers who were idle to all intents and purposes. There were 6 widowed or deserted mothers. Twenty-seven of the fathers worked in the mill. In this group of 38 families there were 10 children under 12 years of age at work.

There are 29.33 per cent (22 out of a total of 75) of the families who have incomes above the sum necessary to maintain the fair standard of living. Among these 22 families are 5 deserted or widowed mothers. In the other 17 families the fathers were at work in the mill. In this group there were 11 children in 10 different families working illegally. In the case of 7 of these 10 families, the childrens' earnings could have been dispensed with and there

would still have been sufficient income for the fair standard of living. With the other 3 they would have fallen below the fair standard.

Among the entire 75 families there were 50 fathers who were at work in the mills. Of these there were only 2, both overseers, whose earnings would have enabled them to support a wife and 3 young children according to the fair standard of living. There were only 4 other fathers whose earnings would have enabled them to support such a family according to the minimum standard.

It was desirable to ascertain the number of days worked by each individual whose earnings were obtained. In most cases this was impracticable. For 14 of the 75 families representing five different mills in North Carolina, South Carolina, and Georgia the days worked were obtained. The following shows the age of the worker, the earnings, the actual days worked, and the average daily earnings.

AGE, YEARLY EARNINGS, DAYS WORKED, AND AVERAGE DAILY EARNINGS OF WORKERS IN 14 SOUTHERN COTTON-MILL FAMILIES.

Family number.	Age (years).	Yearly earnings.	Days worked.	Average daily earnings.	Family number.	Age (years).	Yearly earnings.	Days worked.	Average daily earnings.
22....	16	\$191.68	256	\$0.75	72....	Father.	\$190.11	234	\$0.81
	14	122.39	245½	.50		18	279.24	272½	1.02½
33....	Father.	252.93	217½	1.16	72....	16	196.27	267½	.73½
	12	137.73	177½	.77½		14	139.76	271	.51½
41....	21	182.25	182½	1.00	73....	Father.	130.91	257½	.50½
	18	243.10	225½	1.08		23	241.80	256½	.94½
	24	52.00	52	1.00		25	232.94	246	.94½
42....	15	153.77	207	.74½	78....	25	242.95	251	.96½
	14	76.80	129½	.59½		18	232.00	189	1.22½
	18	294.50	292½	1.00½		18	332.55	273	1.22
	13	163.96	283	.58		15	168.45	232½	.72½
48....	Father.	181.86	153	1.19	83....	Father.	126.05	211½	.59½
	22	18.00	18	1.00		18	258.87	209½	1.23½
	19	151.25	148½	1.02		18	326.85	303½	1.07½
	16	215.13	285½	.75½		13	213.60	296	.72
	15	172.41	224	.77		11	156.42	230½	.68
63....	Father.	53.78	143½	.37½	89....	Father.	315.00	315	1.00
	22	266.00	266	1.00		22	255.32	275½	.92½
	15	144.46	215½	.67		19	348.30	278	1.25
68....	22	123.90	111½	1.11	94....	Father.	158.25	203½	.54
	Father.	90.58	94½	.96		9	96.91	277½	.35
	21	222.20	253	.88		Father.	266.60	157½	1.69
	19	223.25	226	.98½		19	420.53	268½	1.56½
	17	186.12	232½	.80		17	241.39	178	1.35½
	14	132.20	248½	.53		15	123.64	163	.76
12	113.40	207½	.54½	96....	Father.	213.48	228½	.93½	
22	122.00	151½	.80½						

1 Had a ten-year-old helper.





---

---

### CHAPTER III.

---

## FAMILY BUDGETS OF TYPICAL COTTON-MILL WORKERS OF FALL RIVER, MASS.

---

---



## CHAPTER III.

### FAMILY BUDGETS OF TYPICAL COTTON-MILL WORKERS OF FALL RIVER, MASS.

#### CHARACTER OF INFORMATION SECURED.

Fall River, Mass., was selected as the district for study of living conditions of New England cotton-mill families, because it is one of the oldest centers of the industry and because here the problem of racial complications in making family studies may be said to be fairly representative of those complications as found in the chief New England cotton-mill centers.

In carrying on the investigation in Fall River, the general method was the same as that pursued in the South. More reliance, however, had to be placed on estimates and upon the statements made in the homes. There are no company stores. Some of the people pay cash and keep no record of their purchases. Others carry small accounts at the little stores near them. The purchases are entered in the little grocery books, but no record of the account is made in the store that is available for any considerable period. Wherever the grocery books could be obtained, the accounts were copied. Often these were written so poorly that it was impossible to make out the name of the article purchased. In this particular the work differed greatly from that in the South, where it was usually possible to obtain an accurate account of the family expenses for a considerable period.

The families of the North live in a city where there are always opportunities for making purchases. Money is spent freely and the articles purchased are entirely forgotten. More is spent on incidentals, and this very fact leads to inaccuracy. Cash is paid and the transaction entirely forgotten. Here cash purchases are the rule, with the exception of a few grocery accounts. In the South cash purchases are not the rule, and when they are made they are remembered more distinctly.

The earnings of some of the families were obtained accurately. In others, estimates for some of the members had to be made, for the name of the worker could not be found on the company pay roll.

In presenting the results of the study in the North the same outline has been followed as for the South. The general discussion is not repeated as, by reference to pages 10 to 16, full details of the methods and limitations of the investigation will be found.



In the investigation in Fall River 14 families were studied, of which 3 were English, 1 Irish, 2 French Canadian, 4 Portuguese, 2 Polish, and 2 North Italian. These races represent practically all of the workers in the cotton mills.

The description of each family shows the income, the occupation, and the age of the wage-earners and the complete annual expenditures. There is a detailed description of the character and cost of the clothing of each member of the family, and wherever a menu or store account could be obtained, these are given.

The different groups of expenditures have been brought together in tabular form in the following pages for the 14 families whose budgets have been presented in detail. The method of summarization is the same as that used for the families studied in the South, each family preserving its identity. It is here necessary to include the specification of race, which was omitted from the summaries relating to the Southern families.

The treatment of boarders and lodgers is that explained on page 21, namely, all persons boarding or boarding and lodging with a family are included in the summary for food; while all persons boarding and lodging, or boarding only with a family, are included in the tabulations for housing conditions. Boarders, lodgers, or boarders and lodgers, are excluded from all other summaries, even if they are merely children paying board.

Debts were found in but two cases. They have been treated according to the method indicated on page 22.

## SUMMARY OF FAMILY BUDGETS.

### SOURCES OF FAMILY INCOME.

As in the southern cotton-mill families (p. 22) the normal family—father, with wife and children dependent upon him for support—is not found among the 14 typical cotton-mill families studied in Fall River. Large families seem to be the rule. Only one family has as few as 4 members, and the average for the 14 families was 6.8, boarders and lodgers being included. As will be seen in the table below the great majority of the families are supported by the earnings of several wage-earners and in addition several families had an income from boarders or lodgers. Thus 10 out of the 14 families had 3 or more wage-earners each and 3 of these 10 families kept boarders during all or a part of the year. The average number of wage-earners per family for the 14 families studied was 3.2.

The following table shows the number of families with the specified number of wage-earners and the number of families with boarders or lodgers:

NUMBER OF FAMILIES WITH INCOME FROM EACH SPECIFIED NUMBER OF WAGE-EARNERS.

Sources of income.	Number of families.	Sources of income.	Number of families.
1 wage-earner.....	1	4 wage-earners and boarders.....	1
1 wage-earner and lodgers.....	1	5 wage-earners.....	1
2 wage-earners.....	1	5 wage-earners and boarders.....	1
3 wage-earners.....	4		
3 wage-earners and boarders.....	1	Total.....	14
4 wage-earners.....	3		

**FOOD.**

Nationality or race determines very markedly the character of the food of the families studied in Fall River. The Italians, Polish, and Portuguese, the newcomers to the mills, have a lower standard of living than the English, Irish, and French Canadian, whom they are rapidly supplanting. It was possible to obtain menus for a few meals from them. These show clearly the character of the food eaten. Bread, coffee, and meat form the principal articles of their diets. A tablecloth is rarely seen. Only a few dishes are provided. The meals are most uninviting in appearance. The members may all eat at one time or they may eat one at a time as suits their convenience. To prepare a meal, set the table in an attractive manner, and sit down to it, as is done in the homes of the English, Irish, and French Canadian, is practically out of the question and unheard of.

Menus could not be obtained from the English, Irish, and the French Canadian families. The appearance of the homes and the variety and quantity of the food purchased are clear indications of the manner of living and character of food eaten. These families bake most of their own bread, cake, and pies. Their tables are covered with tablecloths and they have plenty of dishes. The meals are well served and the entire family sits down together.

In determining the comparative cost of the food for the different families the table on page 24, showing the relative amounts of food required for different individuals, was used to reduce them to a common basis.

As all the families studied in Fall River were city dwellers, supplementary food from cows or swine kept, or garden truck raised by the family, was practically absent, and has been omitted from the table. In only one family (No. 26) was any food received otherwise than by purchase. Its value, \$10, has therefore been added to "food purchased." Hence in the table which follows "food purchased" is identical with "food consumed," and its cost is the value of "food consumed."



The following table shows the expenditure for food, the per cent this is of the total expenditure, and the cost per man unit per week:

COST OF FOOD PURCHASED WITH PER CENT OF TOTAL EXPENDITURES AND WEEKLY VALUE PER MAN UNIT FOR 14 FALL RIVER FAMILIES, 1908-9.

Family number.	Race.	Size of family.		Food purchased.		
		Members.	Man units.	Cost.	Per cent of total expenditures.	Weekly value per man unit.
97.....	English.....	9	6.00	\$486.20	47.07	\$1.56
98.....	do.....	6	4.64	624.00	50.03	2.59
99.....	do.....	7	5.90	600.00	40.57	2.13
100.....	Irish.....	6	5.10	624.00	39.80	2.35
101.....	French Canadian.....	6	4.50	390.00	45.05	1.71
102.....	do.....	7	5.10	290.00	39.72	1.09
103.....	Portuguese.....	6	4.60	383.24	53.63	1.60
104.....	do.....	6	4.80	388.96	46.26	1.56
105.....	do.....	6	5.40	430.56	51.65	1.53
106.....	do.....	8	5.50	353.60	55.22	1.24
107.....	Polish.....	5	3.90	257.40	31.92	1.27
108.....	do.....	6	3.50	361.40	51.82	1.99
109.....	Italian, North.....	8	6.10	381.16	41.14	1.20
110.....	do.....	4	2.90	262.08	50.45	1.74

<sup>1</sup> Including 5 boarders and lodgers (members of the family).

<sup>2</sup> The family used chickens and eggs of their own raising to the value of \$10, making the value of food consumed \$400.

<sup>3</sup> Including food raised.

<sup>4</sup> Including 3 boarders and lodgers, but excluding an infant 3 months old.

Reference to the table on page 234 shows that the cost of the articles composing the Atlanta prison dietary, in retail stores in Fall River, was \$1.60 per man unit. If this amount be used as a basis of comparison, it will be seen that out of the 14 cotton-mill families studied in Fall River, in only 7 families did the food expenditure show a standard equal to or better than the prison dietary, and in 7 families it was lower.

#### CLOTHING.

The clothing purchased by the mill workers in Fall River does not differ much in character from the clothing worn by working people in general.

The only difference in the clothing of the men and boys from that of the southern mill workers is that it is a little heavier and every one has an overcoat. The girls, however, dress differently from the mill girls of the South. The Fall River girl has better dresses in which to go to work and when she gets to the mill she takes off her street clothes and puts on a calico waist and skirt. Here, as in the South, the fathers and mothers spend less for their clothing than do the older children. The Portuguese, Polish, and Italians spend less on their clothing than do the others.



The following table shows the prices paid by the girls 15 years old and over for their suits, coats, hats, shoes, stockings, furs, and gloves:

PRICE OF THE CHIEF ARTICLES OF CLOTHING PURCHASED BY SINGLE WOMEN 15 YEARS OF AGE AND OVER IN 14 FALL RIVER COTTON-MILL FAMILIES, 1908-9.

Family number. <sup>1</sup>	Race.	Age.	Price of clothing purchased.							
			Suits.		Coat.	Hat.	Shoes.	Stockings.	Furs.	Gloves.
			Ready made.	Made at home.						
97.....	English.....	15.....			\$4.00	{ \$3.00 3.50 3.00	\$2.50	\$0.15		\$1.00
97.....	do.....	16.....			4.00	{ 3.50 3.00	2.50	.15		1.00
99.....	do.....	18.....	\$22.00		8.50	{ 5.00 5.50	3.00	.25	\$16.50	{ 1.00 .50
99.....	do.....	20.....	20.00		5.50	{ 5.00 5.25	2.75	.25	16.50	{ 1.00 .50
100.....	Irish.....	21.....	18.00		5.00	{ 5.00 7.00	3.00	.15		
100.....	do.....	22.....	{ 18.00 10.00			{ 7.00 5.65 3.00	3.00	.15		
100.....	do.....	24.....		{ \$14.00 11.75		{ 4.00 7.00	3.00	.15		{ 1.25 1.00
102.....	French Canadian.	18.....		8.75		{ 4.50 3.91	2.00	.10		.69
103.....	Portuguese.....	17.....			3.00	3.50	1.50	.20		
106.....	do.....	18.....				\$1.00	1.50	.10		
107.....	Polish.....	16.....	5.00			{ 3.00 4.00	2.00	.20		.50
107.....	do.....	18.....	10.00	9.40	9.00	{ 9.00 4.00	2.00	.25		.50
109.....	Italian, North.	17.....	16.00			{ 3.50 4.00	2.00	.25		
109.....	do.....	20.....	16.00			{ 3.50 4.00	2.00	.25		

<sup>1</sup> Those families not appearing in this table contained no single women 15 years of age and over, or failed to report clothing.

<sup>2</sup> Handkerchief to wear on the head.

The following table shows the cost of the clothing of the different members of the family with the total cost to the family and the per cent this is of the family's total expenditure:

COST OF CLOTHING FOR 14 COTTON-MILL FAMILIES IN FALL RIVER, 1908-9.

Family number.	Race.	Cost of clothing.								
		Father.	Mother.	Other males.						
				17 years and over.	15 and 16 years.	13 and 14 years.	12 years.	10 and 11 years.	6 to 9 years.	2 to 5 years.
97.....	English.....	\$20.90	\$14.32			\$30.80		\$30.55	\$19.00	
98.....	do.....		12.14							
99.....	do.....	34.25	54.51		\$58.00					
100.....	Irish.....		13.28	\$81.50	53.80					
101.....	French Canadian	21.00	.89		47.10				28.05	
102.....	do.....	29.75	9.50		16.00			12.45		
103.....	Portuguese.....	5.20	4.88	25.75				12.95		
104.....	do.....	34.05	30.74		32.25	33.00		21.95		
105.....	do.....	62.70	18.80		57.35					
106.....	do.....	27.05	10.68		13.90	15.15			4.45	\$2.85
107.....	Polish.....	47.05	40.00						25.85	
108.....	do.....	19.40	21.53					17.50		7.80
109.....	Italian, North.	44.10	35.50		55.85		\$23.90		20.80	
110.....	do.....	16.45	7.68						16.70	

## COST OF CLOTHING FOR 14 COTTON-MILL FAMILIES IN FALL RIVER, 1908-9—Cont'd.

Family number.	Other females.							Children under 2 years.	Total cost.	Per cent of total expenditure.
	17 years and over.	15 and 16 years.	13 and 14 years.	12 years.	10 and 11 years.	6 to 9 years.	2 to 5 years.			
97.....		\$77.44					\$12.62	\$4.48	\$210.11	20.34
98.....									12.14	.97
99.....	\$210.20			\$41.93			28.12		427.01	26.87
100.....	\$250.80								390.38	25.48
101.....			\$17.80		\$24.23				139.07	16.07
102.....	38.27						\$27.00		132.97	18.21
103.....	19.86							9.20	77.84	10.89
104.....			53.85						205.84	24.48
105.....									138.85	16.66
106.....	25.30							1.82	101.20	15.80
107.....	93.55	47.90							254.35	31.54
108.....							4.02	3.06	73.31	10.51
109.....	\$89.58				18.60				288.33	31.12
110.....					18.20				59.03	11.36

<sup>1</sup> Clothing for two.<sup>2</sup> Clothing for one member of the family. Others paid board.<sup>3</sup> Clothing for three.

## HOUSING CONDITIONS AND RENT.

The housing conditions of the Fall River cotton-mill operative, and of the New England operative generally are radically different from those predominating in the South.<sup>1</sup>

Comparatively few own their homes in either region. Of 854 New England families, in the general investigation to which frequent reference has been made, 126, or 14.8 per cent, owned their homes, while of 1,567 families in the South, 76, or 4.9 per cent, owned their homes. Of the 728 families renting homes in New England, however, only 28 per cent lived in company houses, while of the 1,491 families renting their homes in the South, 91.5 per cent lived in company houses.<sup>1</sup>

In the South the separate cottage is the typical dwelling, only 12.4 per cent of all southern cotton operative families being found in tenement or apartment houses. In New England 77.4 per cent were reported as living in apartment houses or tenements. The nature of the house occupied by the New England operative differs also from that found in the South owing to the exigencies of the climate, custom, and the sanitary regulations of cities. While frame is the predominant construction in both districts, so universal is the practice in New England to plaster all houses that the inquiry, "plastered or ceiled," loses significance. The brick piers so commonly found under southern mill cottages are practically always replaced in the North by solid foundations. The water supply in New England is usually city water, and is indoors; the majority of tenements occupied by mill operatives have flushed indoor water-closets and the fireplace as a means of heating has disappeared. There are practically no yards, or, if there is a yard, it is small, and is used in common with the other families in the building.

<sup>1</sup> See Cotton Textile Industry, Vol. 1 of this report, pp. 519-539 and pp. 756-762.



The arrangement of the rooms is such as to make it possible to heat them all by one fire, thus saving fuel. The entrance from the hall or stairway is into a large room that is used for the kitchen, dining, and general room. Opening out of this are the bedrooms. Through this arrangement the fire in the kitchen range heats not only the living room but also the bedrooms.

The 14 families studied in the course of this investigation in Fall River all lived in tenement houses, none of which was owned by mill companies. All of the buildings were upon solid foundations, and all the apartments visited were plastered. In every case city water was used from an indoor supply, and an indoor water-closet was available for the use of the family. The 14 apartments were heated by stoves. Since there is uniformity in these items, they are omitted from the following table, and since the yards found were small and in no sense a part of the particular tenements where the 14 families lived, they have also been omitted from the tabular presentation. Below will be found the few facts which it was desirable to tabulate in connection with the housing conditions under which 14 families lived.

HOUSING CONDITIONS OF 14 FALL RIVER COTTON-MILL FAMILIES.

Family number.	Race.	Number of families in house or tenement.	Stories high.	Number of rooms occupied by family.	Bath-room.	How lighted.	Rent.		
							Per month.	Total per year.	Per cent of total expenditures.
97.....	English.....	6	3	4	No.....	Gas.....	\$8. 67	\$104. 00	10. 07
98.....	do.....	3	3	5	Yes.....	do.....	11. 00	132. 00	10. 58
99.....	do.....	2	2	5	No.....	do.....	11. 00	132. 00	8. 93
100.....	Irish.....	3	3	5	Yes.....	do.....	11. 00	132. 00	8. 42
101.....	French Canadian.....	6	3	5	No.....	Lamps.....	7. 58	91. 00	10. 51
102.....	do.....	4	3	4	No.....	do.....	10. 40	124. 80	17. 09
103.....	Portuguese.....	8	4	4	No.....	do.....	7. 00	84. 00	11. 75
104.....	do.....	5	3½	5	No.....	do.....	7. 58	91. 00	10. 82
105.....	do.....	6	3	4	No.....	do.....	7. 58	91. 00	10. 92
106.....	do.....	6	3	4	No.....	do.....	4. 33	52. 00	8. 12
107.....	Polish.....	8	2	4	No.....	do.....	8. 67	104. 00	12. 89
108.....	do.....	4	2½	5	No.....	do.....	7. 58	91. 00	13. 05
109.....	Italian, North.....	6	3	4	No.....	do.....	7. 58	91. 00	9. 82
110.....	do.....	6	3	4	No.....	do.....	6. 50	78. 00	15. 02

In the North the families are not limited in the number of rooms they may occupy as they are in the South. If they are able to pay the rent, they can secure a house with as many rooms as they want. Overcrowding is not dependent upon the houses.

The table following gives the number of rooms occupied by the different families and the number used for sleeping rooms. The members of the families are divided according to sex and the number of each sex 12 years old and over. A study of the table will show the degree of crowding and the opportunity for different sleeping rooms for those of different sex 12 years old and over.



COMPOSITION AND SIZE OF 14 NEW ENGLAND COTTON-MILL FAMILIES AND NUMBER OF ROOMS OCCUPIED PER FAMILY FOR SLEEPING PURPOSES.

Family number.	Race.	Composition and size of family.					Number of rooms occupied.	
		Males.		Females.		Total members.	Sleeping.	Total.
		12 years and over.	Under 12 years.	12 years and over.	Under 12 years.			
97.....	English.....	2	2	3	2	9	3	4
98.....	do.....	2		4		10	3	5
99.....	do.....	2		4	1	7	3	5
100.....	Irish.....	2		4		6	3	5
101.....	French Canadian..	2	1	2	1	6	3	5
102.....	do.....	2	1	2	2	7	2	4
103.....	Portuguese.....	2	1	2	1	6	3	4
104.....	do.....	3	1	2		6	3	5
105.....	do.....	5	1	2		8	3	4
106.....	do.....	3	3	2		8	3	4
107.....	Polish.....	4	1	3		8	3	4
108.....	do.....	2	3	2	1	8	4	5
109.....	Italian, North.....	3	1	3	1	8	3	4
110.....	do.....	1	1	1	1	4	3	4

<sup>1</sup> Including 5 boarders and lodgers (members of the family).

<sup>2</sup> Including 4 boarders and lodgers, and 1 lodger.

<sup>3</sup> Including 3 lodgers.

<sup>4</sup> Including 2 lodgers.

#### FUEL AND LIGHT.

The arrangement of the rooms in the tenements of Fall River is such that one fire heats them all, and this is the fire in the kitchen range. Only four of the families studied had any stove for heating other than the kitchen range. Anthracite coal is used, and this costs from \$8.50 to \$9 per ton. A little kindling is purchased for starting the fires.

The English and Irish families use gas for lighting. All of the others use lamps. About a gallon of kerosene is used per week. Kerosene costs in Fall River, Mass., 12 cents per gallon. The light for the families using gas cost \$18 per year.

The following table shows the manner of heating and lighting the houses, the cost, and the per cent this is of the total expenditures. Since for heating purposes there was no exception to the use of anthracite coal, the kind of fuel used for heating has been omitted from the table. It will be noticed that the number of rooms has practically nothing to do with the cost of the fuel. This is due, as in the South, to the fact that one fire heats all of the rooms, regardless of the number. It will also be noticed that two of the families spent but little on fuel. In these cases the children picked up nearly all the coal used.

COST OF FUEL AND LIGHT FOR 14 FALL RIVER COTTON-MILL FAMILIES, 1908-9.

Family number.	Number of rooms.	Fuel.			Light.			Fuel and light.	
		Manner of heating.	Cost.	Per cent of total expenditures.	Kind.	Cost.	Per cent of total expenditures.	Cost.	Per cent of total expenditures.
97....	4	Cooking stove.....	\$32.00	3.09	Gas....	\$18.00	1.74	\$50.00	4.84
98....	5	Cooking and heating stoves..	41.00	3.29	do....	18.00	1.44	59.00	4.73
99....	5	Cooking stove.....	48.62	3.23	do....	18.00	1.22	66.62	4.51
100....	5	Cooking and heating stoves..	35.00	2.21	do....	18.00	1.15	53.00	3.38
101....	5	do.....	35.87	4.09	Lamps..	10.92	1.26	46.79	5.40
102....	4	Cooking stove.....	29.00	3.93	do....	7.80	1.07	36.80	5.04
103....	4	do.....	28.00	3.92	do....	7.28	1.02	35.28	4.94
104....	5	Cooking and heating stoves..	40.00	4.75	do....	6.75	.80	46.75	5.56
105....	4	Cooking stove.....	41.80	5.02	do....	6.25	.75	48.05	5.77
106....	4	do.....	34.30	5.36	do....	6.25	.98	40.55	6.34
107....	4	do.....	41.25	5.11	do....	6.25	.77	47.50	5.88
108....	5	do.....	13.00	1.86	do....	6.25	.90	19.25	2.76
109....	4	do.....	42.00	4.58	do....	6.75	.73	48.75	5.26
110....	4	do.....	16.24	1.20	do....	6.24	1.20	12.48	2.40

<sup>1</sup> Large part of fuel picked up by the children.

**MEDICAL ATTENTION AND INSURANCE AND LODGE DUES.**

In the North as in the South the number of families studied was so small that no generalizations can be made as to health. Rheumatism, dyspepsia, eczema, tuberculosis, typhoid fever, and accidents and surgical operations made inroads on the family income. Only one family (Portuguese) escaped without expense for either medicine or doctor. Two of the families, one French Canadian and the other Portuguese, employed the city doctor.

The English, Irish, and French Canadian families, with one exception, have insurance, while on the other hand only one among the Portuguese, Polish, and Italian families is making provision in this manner for death.

The table following shows the amount spent for medicines and doctor, the amount per member of family, and the per cent the total for medicine and doctor is of the total expenditures, together with the amount paid for insurance and lodge dues and the per cent this is of the total expenditures.

EXPENDITURES FOR MEDICAL ATTENTION AND INSURANCE AND LODGE DUES IN  
14 FALL RIVER COTTON-MILL FAMILIES, 1908-9.

Family number.	Race.	Members (excluding boarders and lodgers).	Cost of medicine and doctor.					Insurance and lodge dues			
			Medicine.	Doctor.	Total.	Per cent of total expenditures.	Per member of family.	Insurance	Lodge dues.	Total.	Per cent of total expenditures.
97.....	English.....	9	\$5.00	\$12.00	\$17.00	1.65	\$1.88	\$59.80	\$5.20	\$65.00	6.30
98.....	do.....	6	25.00	106.00	131.00	10.50	131.00	10.40		10.40	.83
99.....	do.....	7	6.00	12.00	18.00	1.22	2.57	62.40	23.40	85.80	5.80
100.....	Irish.....	6	15.00		15.00	.96	2.50	70.20		70.20	4.48
101.....	French Canadian.....	6	1.00		1.00	.12	.16	26.00		26.00	3.00
102.....	do.....	7	35.00	( <sup>1</sup> )	35.00	4.79	5.00				
103.....	Portuguese.....	6	7.00	30.00	37.00	5.18	6.16				
104.....	do.....	6	10.00	18.00	28.00	3.33	4.66				
105.....	do.....	3									
106.....	do.....	8	4.00	43.00	7.00	1.09	.87				
107.....	Polish.....	5	1.00	1.00	2.00	.25	.40	6.00	6.00	12.00	1.49
108.....	do.....	6	2.00	4.00	6.00	.86	1.00				
109.....	Italian, North.....	8	5.00	5.00	10.00	1.08	1.25				
110.....	do.....	4	6.00		6.00	1.16	1.50				

<sup>1</sup> Belong to a labor union.<sup>2</sup> Including 5 boarders and lodgers (members of the family).<sup>3</sup> City doctor called; no fee charged.<sup>4</sup> City doctor called in for most of the sickness.

## AMUSEMENTS AND RECREATION.

The opportunities for amusement and recreation for the cotton-mill workers of Fall River, Mass., do not differ from those of the other residents. With them, it is only a question of means. There are theaters, summer parks, street cars, in fact all the forms of amusements that are found in any city of the size of Fall River.

As a general rule, the English, Irish, and French Canadian spend more for amusements than do the Portuguese, Polish, and Italian families.

The following table shows the race of the families, the number of members 16 years of age and over, and the number under 16, together with the cost of the amusements, the per cent this is of the total expenditures, and the amount per member of family 16 years of age and over.



EXPENDITURES FOR AMUSEMENTS IN 14 FALL RIVER COTTON-MILL FAMILIES, 1908-9.

Family number.	Race.	Members 16 years of age or over.	Members under 16 years.	Total members.	Amusements.		
					Cost.	Per cent of total expendi- tures.	Amount per mem- ber of family 16 and over.
97.....	English.....	3	6	9	\$1.00	0.09	\$0.33
98.....	do.....	1		16			
99.....	do.....	4	3	7	\$97.00	6.56	24.25
100.....	Irish.....	6		6	\$184.00	11.74	30.67
101.....	French Canadian..	3	3	6	39.00	4.51	13.00
102.....	do.....	3	4	7	45.00	6.16	15.00
103.....	Portuguese.....	4	2	6	5.00	.70	1.25
104.....	do.....	2	4	6			
105.....	do.....	3		3	5.20	.62	1.73
106.....	do.....	4	4	8	10.40	1.63	2.60
107.....	Polish.....	4	1	5	10.40	1.29	2.60
108.....	do.....	2	4	6			
109.....	Italian North.....	5	3	8	1.20	.13	.24
110.....	do.....	2	2	4	2.60	.50	1.30

<sup>1</sup>Including 5 boarders and lodgers (members of the family).

<sup>2</sup>Including a weekly allowance given to the children to spend as they wish with this they buy many small articles of clothing, etc.

**TOBACCO AND DRINKS, NEWSPAPERS AND BOOKS, CHURCH AND CHARITY, AND SUNDRIES.**

The following table shows the expenditures by the families for tobacco and drinks, newspapers and books, church and charity, and sundries.

It will be seen that the amount spent for tobacco by the different families is as a rule less than the families of the South spend for this item. A smaller number of the English, Irish, and French Canadian families use tobacco than of the Portuguese, Polish, and Italian families, and as a rule the latter families spend more for it than do the former. The women do not use tobacco to any considerable extent.

The State of Massachusetts supplies its public school children with books, so that these do not enter into the expenses of the family. It was found that each of the English, Irish, and French Canadian families visited takes a daily newspaper. On the other hand not one of the Portuguese, Polish, or Italian families takes a daily paper though four of them take a paper of some kind.

The articles entering into the item of sundries are the same for the North as for the South.

## EXPENDITURES FOR TOBACCO AND DRINKS, NEWSPAPERS AND BOOKS, CHURCH AND CHARITY, AND SUNDRIES IN 14 FALL RIVER COTTON-MILL FAMILIES, 1908-9.

Family number.	Race.	Members (excluding boarders and lodgers).	Cost of tobacco and drinks.				Newspapers, books, etc.		Church, charity, etc.		Sundries.	
			Tobacco.	Drinks.	Total.	Per cent of total expenditures.	Amount.	Per cent of total expenditures.	Amount.	Per cent of total expenditures.	Amount.	Per cent of total expenditures.
97.....	English.....	9	\$7.80	.....	\$7.80	0.75	\$8.84	0.86	\$46.80	4.53	\$14.50	1.40
98.....	do.....	16	.....	.....	.....	.....	8.84	.71	.....	.....	25.00	2.00
99.....	do.....	7	6.50	.....	6.50	.44	8.84	.60	.....	.....	15.00	1.01
100.....	Irish.....	6	.....	.....	.....	.....	8.84	.56	31.20	1.99	15.00	.96
101.....	French Canadian.	6	5.20	\$13.00	18.20	2.10	15.08	1.74	31.00	3.58	9.62	1.11
102.....	do.....	7	.....	.....	.....	.....	8.84	1.21	20.80	2.85	8.00	1.10
103.....	Portuguese.	6	5.20	10.00	15.20	2.13	1.00	.14	31.20	4.37	7.80	1.09
104.....	do.....	6	6.50	31.20	37.70	4.48	.....	.....	29.80	3.54	7.80	.93
105.....	do.....	3	7.80	52.00	59.80	7.19	1.50	.18	23.40	2.81	5.20	.62
106.....	do.....	8	5.20	42.40	47.60	7.43	.....	.....	20.80	3.25	5.20	.81
107.....	Polish.....	5	26.00	26.00	52.00	6.45	5.00	.62	32.00	3.97	7.80	.97
108.....	do.....	6	13.00	52.00	65.00	9.32	.....	.....	52.00	7.45	13.00	1.86
109.....	Italian, North.	8	18.20	52.00	70.20	7.58	.....	.....	28.60	3.09	5.20	.56
110.....	do.....	4	.....	53.50	53.50	11.26	4.00	.77	15.60	3.00	5.20	1.00

<sup>1</sup>Including 5 boarders and lodgers (members of the family).

## ALL EXPENDITURES.

The following table summarizes the amount spent by each of the families upon the different items and the per cent that each item is of the total expenditure of the family.

## SUMMARY OF FAMILY EXPENDITURES FOR EACH OF 14 FALL RIVER COTTON-MILL FAMILIES, 1908-9.

Item of expenditure.	Family No. 97 (9 members).		Family No. 98 (6 members).		Family No. 99 (7 members).		Family No. 100 (6 members).		Family No. 101 (6 members).	
	Amount.	Per cent of total expenditures.	Amount.	Per cent of total expenditures.	Amount.	Per cent of total expenditures.	Amount.	Per cent of total expenditures.	Amount.	Per cent of total expenditures.
Food.....	\$486.20	47.07	\$624.00	50.03	\$600.00	40.57	<sup>1</sup> \$624.00	39.60	\$390.00	45.05
Rent.....	104.00	10.07	132.00	10.58	132.00	8.93	132.00	8.38	91.00	10.51
Clothing.....	210.11	20.34	12.14	.97	427.01	28.87	399.38	25.35	139.07	16.07
Fuel.....	32.00	3.10	41.00	3.29	48.62	3.29	35.00	2.22	35.87	4.14
Lights.....	18.00	1.74	18.00	1.44	18.00	1.22	18.00	1.14	10.92	1.26
Tobacco and drinks.	7.80	.75	.....	.....	6.50	.44	.....	.....	18.20	2.10
Medicine and doctor.	17.00	1.65	131.00	10.50	18.00	1.22	15.00	.95	1.00	.12
Insurance and lodge.	65.00	6.30	10.40	.83	85.80	5.80	70.20	4.46	26.00	3.00
Newspapers and books	8.84	.86	8.84	.71	8.84	.60	8.84	.56	15.08	1.74
Church, charity, etc.	46.80	4.53	.....	.....	.....	.....	31.20	1.98	31.00	3.53
Amusements.....	1.00	.09	.....	.....	97.00	6.56	184.00	11.63	39.00	4.51
Laundry.....	13.00	1.26	39.00	3.13	.....	.....	26.00	1.65	39.00	4.51
Sundries.....	14.50	1.40	25.00	2.00	15.00	1.01	15.00	.95	9.62	1.11
Miscellaneous.....	8.70	.84	206.00	16.52	22.00	1.49	<sup>2</sup> 17.00	1.08	19.95	2.30
Total.....	1,022.95	100.00	1,247.38	100.00	1,478.77	100.00	<sup>3</sup> 1,575.62	100.00	865.71	100.00

<sup>1</sup>Including debt of \$20 for groceries consumed during the year.

<sup>2</sup>Including debt of \$8 for furniture.

<sup>3</sup>Including debt of \$20 for groceries consumed during the year, and \$8 for furniture.



SUMMARY OF FAMILY EXPENDITURES FOR EACH OF 14 FALL RIVER COTTON-MILL FAMILIES, 1908-9—Concluded.

Item of expenditure.	Family No. 102 (7 members).		Family No. 103 (6 members).		Family No. 104 (6 members).		Family No. 105 (8 members).		Family No. 106 (8 members).	
	Amount.	Per cent of total expenditures.	Amount.	Per cent of total expenditures.	Amount.	Per cent of total expenditures.	Amount.	Per cent of total expenditures.	Amount.	Per cent of total expenditures.
Food.....	\$290.00	39.72	\$383.24	53.63	\$383.96	46.26	\$430.56	51.65	\$353.60	55.22
Rent.....	124.80	17.09	84.00	11.75	91.00	10.82	91.00	10.92	52.00	8.12
Clothing.....	132.97	18.21	77.84	10.89	205.84	24.48	138.85	16.66	101.20	15.80
Fuel.....	29.00	3.97	28.00	3.92	40.00	4.76	41.80	5.02	34.30	5.36
Lights.....	7.80	1.07	7.28	1.02	6.75	.80	6.25	.75	6.25	.98
Tobacco and drinks.....	.....	.....	15.20	2.13	37.70	4.48	59.80	7.17	47.60	7.43
Medicine and doctor.....	35.00	4.79	37.00	5.18	28.00	3.33	.....	.....	7.00	1.09
Newspapers and books.....	8.84	1.21	1.00	.14	.....	.....	1.50	.18	.....	.....
Church, charity, etc.....	20.80	2.85	31.20	4.37	29.80	3.54	23.40	2.81	20.80	3.25
Amusements.....	45.00	6.16	5.00	.70	.....	.....	5.20	.62	10.40	1.63
Laundry.....	26.00	3.56	.....	.....	.....	.....	26.00	3.12	.....	.....
Sundries.....	8.00	1.10	7.80	1.09	7.80	.93	5.20	.62	5.20	.81
Miscellaneous.....	2.00	.27	37.00	5.18	5.00	.60	4.00	.48	2.00	.31
Total.....	730.21	100.00	714.56	100.00	840.85	100.00	833.56	100.00	640.35	100.00

Item of expenditure.	Family No. 107 (5 members).		Family No. 108 (6 members).		Family No. 109 (8 members).		Family No. 110 (4 members).	
	Amount.	Per cent of total expenditures.	Amount.	Per cent of total expenditures.	Amount.	Per cent of total expenditures.	Amount.	Per cent of total expenditures.
Food.....	\$257.40	31.92	\$361.40	51.82	\$381.16	41.14	\$262.08	50.45
Rent.....	104.00	12.89	91.00	13.05	91.00	9.82	78.00	15.02
Clothing.....	254.35	31.54	73.31	10.51	288.33	31.12	59.03	11.36
Fuel.....	41.25	5.11	13.00	1.86	42.00	4.53	6.24	1.20
Lights.....	6.25	.77	6.25	.90	6.75	.73	6.24	1.20
Tobacco and drinks.....	52.00	6.45	65.00	9.32	70.20	7.58	58.50	11.26
Medicine and doctor.....	2.00	.25	6.00	.86	10.00	1.08	6.00	1.16
Insurance and lodge.....	12.00	1.49	.....	.....	.....	.....	.....	.....
Newspapers and books.....	5.00	.62	.....	.....	.....	.....	4.00	.77
Church, charity, etc.....	32.00	3.97	52.00	7.45	28.60	3.09	15.60	3.00
Amusements.....	10.40	1.29	.....	.....	1.20	.13	2.60	.50
Sundries.....	7.80	.97	13.00	1.86	5.20	.56	5.20	1.00
Miscellaneous.....	22.00	2.73	16.50	2.37	2.00	.22	16.00	3.08
Total.....	806.45	100.00	697.46	100.00	926.44	100.00	519.49	100.00

CONCLUSION.

The history of the cotton industry in Fall River is the same as that in other New England towns. In the beginning the employees were all Americans. These were replaced by the English and Irish immigrants. The English and Irish have been, in a large measure, replaced by the French Canadians, and now the French Canadians are being replaced by the Italians, Poles, and Portuguese. In each case the story has been the same. The newcomers, filling at first the positions demanding unskilled labor, gradually work their way into the more skilled positions until they dominate the whole industry.

Each succeeding race has come in with a standard of living lower than the prevailing one. This is graphically represented in Fall River.



The workers of the different races live in different sections and quarters of the city. The standard of living that prevails among them can be told by even a cursory visit to the different sections. The Americans are so few as to be practically eliminated. The English and Irish no longer constitute distinct communities. The French Canadians are in communities and still dominate the occupations demanding skill, although many Italians, Poles, and Portuguese are now found among the weavers.

As the various newcomers rise in the industrial scale their standard of living will no doubt gradually rise also. The test of their present condition is not whether their income permits them to live as well as they now desire, but whether it appears to offer any possibility of their gradual attainment of the standard set by the older races in the industry.

The budgets for the 14 families studied in Fall River are given in detail in the following pages.

### FAMILY BUDGETS IN DETAIL.

#### FAMILY NO. 97.

This is an English family consisting of the father, mother, and 7 children. The father has been in this country 20 years. The membership and the age, occupation, and earnings of the members are shown in the following table:

MEMBERSHIP AND INCOME OF FAMILY NO. 97, 1908-9.

Relationship.	Sex.	Age.	Occupation.	Industry.	Earnings.	Amount paid to family.
Husband.....	M.	42	Weaver.....	Cotton..	\$309.40	<sup>1</sup> \$309.40
Wife.....	F.	42	Housekeeper.....	.....	.....	.....
First child.....	F.	16	Weaver.....	Cotton..	\$276.71	<sup>2</sup> 276.71
Second child.....	F.	15	do.....	do.....	<sup>1</sup> 253.40	<sup>1</sup> 253.40
Third child.....	M.	13	At school.....	.....	.....	.....
Fourth child.....	M.	11	do.....	.....	.....	.....
Fifth child.....	M.	6	At home.....	.....	.....	.....
Sixth child.....	F.	4	do.....	.....	.....	.....
Seventh child.....	F.	1	do.....	.....	.....	.....
Total.....						839.51

<sup>1</sup> Earnings for 41 weeks.

<sup>2</sup> Earnings for 43 weeks.

The above earnings represent the earnings of the father and the second child for 41 weeks and of the first child for 43 weeks. Prior to this their earnings could not be obtained, for they were at work in other mills.

The family occupies four rooms in a tenement in which six families live. Three of the rooms are used for sleeping; the fourth is the kitchen and general living room. Gas is used for lighting and also for cooking to some extent.

The house is very plainly furnished. The floor of the kitchen is covered with oilcloth. There are a sewing machine and a few chairs. The windows are not curtained.

The members have all been in good health except the mother. She has had an abscess on her breast, said to have been caused by nursing her baby.

The annual expenditures of the family are as follows:

## EXPENDITURES OF FAMILY NO. 97, 1908-9.

Item.	Amount.	Item.	Amount.
Food.....	\$486.20	Newspapers.....	\$8.84
Rent.....	104.00	Church contributions.....	46.80
Cloth.....	210.11	Amusements.....	1.00
Fuel.....	32.00	Washing.....	13.00
Light.....	18.00	Sundries.....	14.50
Tobacco.....	7.80	Barbering.....	6.70
Medicine.....	5.00	Poll tax.....	2.00
Doctor's bills.....	12.00		
Insurance.....	59.80	Total.....	1,032.95
Lodge dues.....	5.20		

The family saved nothing during the year, but have about \$150 in the bank, which they had been able to save in former years. They pay cash for all of their groceries, so that no store account could be obtained.

The clothing purchased for the different members of the family is as follows:

## EXPENDITURES OF FAMILY NO. 97 FOR CLOTHING, 1908-9.

## MALES.

Article.	Father (age 42).		Son (age 13).		Son (age 11).		Son (age 6).	
	Number.	Cost.	Number.	Cost.	Number.	Cost.	Number.	Cost.
Suit.....	1	\$8.00	1	\$5.00	1	\$5.00	1	\$3.00
Do.....			1	5.00	1	5.00		
Overcoat.....			1	1.50				
Trousers.....			6	3.00	6	3.00	6	3.00
Shirts, white.....	1	.50	16	1.80	16	1.80	16	1.80
Shirts, colored.....	2	1.00						
Overalls.....	2	1.00						
Underwear, shirts.....	2	2.00	2	.50	2	.50	2	.50
Underwear, drawers.....								
Shoes.....	2	4.00	8	12.00	9	13.50	8	9.20
Hat.....	1	2.00	1	.50	1	.50	1	.50
Cap.....			1	.25	1	.25		
Collars.....	2	.20						
Neckties.....	2	.50						
Suspenders.....	1	.50	1	.25				
Handkerchiefs.....	2	.20						
Socks.....	4	1.00	8	1.00	8	1.00	8	1.00
Total.....		20.93		30.80		30.55		19.00

<sup>1</sup> Made at home.



## EXPENDITURES OF FAMILY NO. 97 FOR CLOTHING, 1908-9—Continued.

## FEMALES.

Article	Ready-made (material).	Not ready-made.					Total cost.
		Material.	Price per yard.	Number of yards.	Trim-mings.	Made at home.	
<b>MOTHER (AGE 42).</b>							
1 suit.....	Cloth.....						\$8.00
3 waists.....		Gingham.....	\$0.08	9	\$0.10	Yes	.82
2 corsets.....							1.00
1 hat.....							2.00
2 stockings.....							.50
1 shoes.....							2.00
Total.....							14.32
<b>DAUGHTER (AGE 16).<sup>1</sup></b>							
1 coat.....	Cloth.....						4.00
3 waists.....		Lawn.....	.12½	9	.30	Yes	1.43
5 waists.....		Gingham.....	.10	15	.25	Yes	1.75
3 skirts.....		do.....	.10	15	.15	Yes	1.65
1 dress.....		White lawn.....	.15	9	.30	Yes	1.65
2 petticoats.....		Outing flannel.....	.10	10		Yes	1.00
1 petticoat.....		White cotton.....	.08	5	.30	Yes	.70
3 drawers.....		do.....	.08	6	.05	Yes	.53
3 corsets.....							1.50
2 corset covers.....	Cotton.....						.75
2 nightgowns.....		Cotton.....	.08	12	.10	Yes	1.06
1 hat.....		Straw.....					3.00
Do.....		Felt.....					3.50
20 stockings.....							3.00
4 shoes.....							10.00
1 gloves.....	Silk.....						1.00
Ribbons, etc.....							2.00
4 handkerchiefs.....							.20
Total.....							38.72
<b>DAUGHTER (AGE 15)</b>							
1 coat.....	Cloth.....						4.00
3 waists.....		Lawn.....	.12½	9	.30	Yes	1.43
5 waists.....		Gingham.....	.10	15	.25	Yes	1.75
3 skirts.....		do.....	.10	15	.15	Yes	1.65
1 dress.....		White lawn.....	.15	9	.30	Yes	1.65
2 petticoats.....		Outing flannel.....	.10	10		Yes	1.00
1 petticoat.....		White cotton.....	.08	5	.30	Yes	.70
3 drawers.....		do.....	.08	6	.05	Yes	.53
3 corsets.....							1.50
2 corset covers.....	Cotton.....						.75
2 nightgowns.....		Cotton.....	.08	12	.10	Yes	1.06
1 hat.....		Straw.....					3.00
Do.....		Felt.....					3.50
20 stockings.....							3.00
4 shoes.....							10.00
1 gloves.....	Silk.....						1.00
Ribbons etc.....							2.00
4 handkerchiefs.....							.20
Total.....							38.72
<b>DAUGHTER (AGE 4).</b>							
1 coat.....	Cloth.....						3.00
6 dresses.....		Calico.....	.07	12	.30	Yes	1.14
2 petticoats.....		Outing flannel.....	.12½	4	.10	Yes	.60
4 drawers.....		Cotton.....	.07	4		Yes	.28
1 hat.....							1.00
6 stockings.....							.60
8 shoes.....							6.00
Total.....							12.62
<b>DAUGHTER (AGE 1).</b>							
6 dresses.....		Calico.....	.07	6	.15	Yes	.57
2 dresses.....		Outing flannel.....	.12½	2	.10	Yes	.35
2 petticoats.....		do.....	.12½	2			.25
1 hat (baby cap).....							.25
6 stockings.....							.60
2 shoes.....							2.46
Total.....							4.43

<sup>1</sup> Makes all clothing and trims all hats at night for herself and sister.<sup>2</sup> Thread and buttons.



The average value of food consumed per week per man unit for the year covered was \$1.56. Following is the menu of family No. 97 for two days:

*First day.*

Breakfast: Coffee, bread, butter, eggs.  
 Dinner: Corned beef and cabbage, potatoes, apple pie, tea, bread, butter.  
 Supper: Ham, bananas, tea, bread, butter.

*Second day.*

Breakfast: Coffee, bread, butter, eggs.  
 Dinner: Boiled beef, potatoes, tea, bread, butter, apple pie.  
 Supper: Ham, eggs, tea, bread, butter.

**FAMILY NO. 98.**

This family is English. The husband has been dead 18 years. The mother is the head of the house and has been in this country 54 years. The membership, and the age, occupation, and earnings of the members, are shown in the following table:

MEMBERSHIP AND INCOME OF FAMILY NO. 98, 1908-9.

Relationship.	Sex.	Age.	Occupation.	Industry.	Earnings during year.	Amount paid to family during year.
Husband <sup>1</sup> .....						
Wife .....	F.	55	Housekeeper			
First child .....	F.	35	Weaver	Cotton	\$363.90	\$260.00
Second child .....	F.	28	do	do	342.91	260.00
Third child .....	M.	25	Carpet layer	Department store	480.00	260.00
Fourth child .....	M.	23	Dyehouse	Cotton-thread mill	412.19	260.00
Fifth child .....	F.	Over 21			101.48	* 80.00
Total .....						1,120.00

<sup>1</sup> Deceased.

\* Board and lodging for 16 weeks.

The children paid the mother \$5 per week for their board. With this amount she paid the expenses of the house. From the remainder of their earnings after paying their board they bought their own clothing and paid all of their own personal expenses.

The fifth child married so that she was at home only a part of the year.

The family live in a tenement in which there are only three families. They have five rooms and a bath, and pay \$11 per month rent. Three of the rooms are used for sleeping, one is the kitchen, and one is the parlor. The house is well furnished. The parlor has a carpet with rugs here and there. The kitchen is spotlessly clean. It contains a sideboard, a good dining table, and an ice box. The floor is carpeted and has rugs and oilcloth to protect it. All of the bedrooms have either carpets or matting on the floors. The windows are all curtained. Gas is used for lighting and for part of the cooking.





FAMILY NO. 99.

This family is English. They had been in this country seven years at the time they were visited. The membership, and the age, occupation, and earnings of the members are shown in the following table:

MEMBERSHIP AND EARNINGS OF FAMILY NO. 99, 1908-9.

Relationship.	Sex.	Age.	Occupation.	Industry.	Earnings during year.	Amount paid to family during year.
Husband.....	M.	45	Loom fixer.....	Cotton.....	\$463. 70	\$463. 70
Wife.....	F.	44	Housekeeper.....			
First child.....	F.	20	Weaver.....	Cotton.....	356. 75	356. 75
Second child.....	F.	18	do.....	do.....	391. 71	391. 71
Third child.....	M.	15	do.....	do.....	143. 39	143. 39
Fourth child.....	F.	12	At school.....			
Fifth child.....	F.	4	At home.....			
Total.....						1,355. 55

The family has five rooms in a double house. Three of the rooms are used for bedrooms, one for a kitchen, and one for a front room. The house is lighted by gas and gas is used to some extent for cooking. The sitting room is furnished with a carpet, rugs, rocking chairs, and pictures. The kitchen has a large range, a gas stove, and a carpet on the floor. The bedroom floors are covered with matting. Everything is in good condition and indicates considerable comfort.

There was little sickness. One of the girls is not very strong; but she lost only a week from work on account of illness.

The girls are each given 75 cents a week for spending money and the boy gets 50 cents. They take car rides, go to the theaters, and buy soda water, etc.

The annual expenditures of the family are as follows:

EXPENDITURES OF FAMILY NO. 99, 1908-9.

Item.	Amount.	Item.	Amount.
Food.....	\$600. 00	Lodge dues.....	\$23. 40
Rent.....	132. 00	Newspapers.....	8. 84
Clothing.....	427. 01	Amusements.....	97. 00
Fuel.....	48. 62	Sundries.....	15. 00
Light.....	18. 00	Furniture.....	20. 00
Tobacco.....	6. 50	Poll tax.....	2. 00
Medicine.....	6. 00		
Doctor's bills.....	12. 00	Total.....	1,478. 77
Insurance.....	62. 40		

The family was able to save nothing during the year. In fact their expenses exceeded their income by \$123.22. This was met by drawing on the savings of former years.

The family lives exceedingly well. They represent a standard of living attained by only a few of the cotton-mill workers. The









## FAMILY NO. 100.

This is an Irish family. The mother is the head, for the husband has not lived at home for over 2 years. The mother said that he spent all he made on drink, and that she charged him \$5 a week for his board. He thought this was too high, for he could get board elsewhere for \$4 per week; so he moved and has never been back. The membership, and the age, occupation, and earnings of each member are shown in the following table:

MEMBERSHIP AND EARNINGS OF FAMILY NO. 100, 1908-9.

Relationship.	Sex.	Age.	Occupation.	Industry.	Earnings during year.	Amount paid to family during year.
Wife.....	F.	42	Housekeeper.....			
First child.....	F.	24	Weaver.....	Cotton.....	\$372.67	\$372.67
Second child.....	F.	22	do.....	do.....	256.92	256.92
Third child.....	F.	21	do.....	do.....	370.85	370.85
Fourth child.....	M.	19	Clerk.....	Dry goods.....	280.00	280.00
Fifth child.....	M.	16	do.....	do.....	250.00	250.00
Total.....						1,530.44

The family lives in a tenement, in which only three families live. They have five rooms and a bath. The house is lighted by gas and gas is used to some extent in cooking. They have three bedrooms, a parlor, and a kitchen. The house is well furnished. The parlor has a Brussels carpet, rugs, piano, lace curtains, rocking chairs, and center table. The kitchen, which is also the dining room, has a large range and a gas stove, sideboard, ice chest, dining table, carpet, and rugs. The bedrooms have either carpets or rugs and every window has lace curtains. The whole house is comfortable and clean.

The mother suffers from chronic rheumatism. All of the other members are in good health. The second child had to stay at home a part of the year to care for the mother during her sickness.

Each of the children except the youngest is given \$1 a week spending money. Out of this they buy such articles as belts, ribbons, pins, etc., and use what they wish for amusements.

The annual expenditures are as follows:

EXPENDITURES OF FAMILY NO. 100, 1908-9.

Item.	Amount.	Item.	Amount.
Food (including debt of \$21).....	\$624.00	Church contributions.....	\$31.20
Rent.....	132.00	Amusements.....	184.00
Clothing.....	399.38	Washing.....	26.00
Fuel.....	35.00	Sundries.....	15.00
Light.....	18.00	Furniture (including debt of \$8).....	12.00
Medicine.....	15.00	Music lessons.....	5.00
Insurance.....	70.20		
Newspapers.....	8.84	Total.....	1,575.62

<sup>1</sup> This total shows, in addition to the debt of \$28 for food and furniture, an excess of expenditures over income of \$17.18, which was paid out of the savings of the preceding year.



The family does not save any money. The mother said that she had saved \$25 from the previous year, but that she spent it during the summer when work was irregular. The standard of living is high. The youngest son takes piano lessons and displays some skill as a musician. He had to give up his lessons for some time because the mills were running on short time. The year was a bad one; wages were cut, work was irregular, and one girl had to stop work to care for the mother. In consequence the family is in debt \$20 for groceries and \$8 for furniture. The average value of food consumed per week per man unit for the year covered was \$2.35.

The clothing for the different members of the family is shown in the following table:

EXPENDITURES OF FAMILY NO. 100 FOR CLOTHING. 1908-9.

MALES.

Article.	Son (age 19).		Son (age 16).		Article.	Son (age 19).		Son (age 16).	
	Number.	Cost.	Number.	Cost.		Number.	Cost.	Number.	Cost.
Suit.....	1	\$18.00	1	\$9.00	Hats.....	2	\$4.00	2	\$4.00
Do.....	1	14.00			Cap.....	1	.50		
Overcoat.....	1	15.00	1	12.00	Collars.....			6	.60
Trousers.....	3	9.00	3	3.25	Neckties.....			3	.75
Shirts, white.....	2	1.00	2	1.00	Suspenders.....			2	1.00
Shirts, colored.....	6	3.00	6	3.00	Gloves.....			1	1.00
Under wear, shirts.....					Handkerchiefs.....			12	1.20
Under wear, drawers.....	2	2.00	2	2.00	Socks.....	12	3.00	12	3.00
Shoes.....	4	12.00	4	12.00	Total.....		81.50		53.80

FEMALES.

Article.	Ready-made (material).	Not ready-made.					Total cost.
		Material.	Price per yard.	Number of yards.	Trim-mings.	Made at home.	
<b>MOTHER (AGE 42).</b>							
3 waists.....		White.....	\$0.15	10½		Yes.....	\$1.58
5 dresses (wrappers).....		Calico.....	.07	60	\$0.50	No.....	9.70
1 shoes.....							2.00
Total.....							13.28
<b>DAUGHTER (AGE 24).</b>							
Suit.....		Cloth.....	1.00	6	2.00	No.....	6.00
Do.....		do.....	1.00	6	.75	No.....	5.00
4 waists.....		White.....	.18½	12	1.00	Yes.....	3.25
2 waists.....		Gingham.....	.10	7	.10	Yes.....	.80
2 skirts.....		do.....	.10	12		Yes.....	1.20
1 dress.....		Lawn.....	.15	10	1.00	No.....	3.50
Do.....		White.....	.25	10	2.00	No.....	4.00
Do.....		Lawn.....	.10	10	.50	Yes.....	1.50
2 petticoats.....		Cotton.....	.10	10	1.50	Yes.....	2.50
4 drawers.....		do.....	.10	8		Yes.....	.80
2 corsets.....							2.00
2 corset covers.....	Cotton.....						.50
2 winter underwear.....	do.....						.50
1 hat.....	Straw.....						4.00
Do.....	Felt.....						7.00

## EXPENDITURES OF FAMILY NO. 100 FOR CLOTHING, 1908-9—Concluded.

## FEMALES—Concluded.

Article.	Ready-made (material).	Not ready-made.					Total cost.
		Material.	Price per yard.	Number of yards.	Trim-mings.	Made at home.	
DAUGHTER (AGE 24)—concl'd.							
52 stockings.....							\$7.80
4 shoes.....							12.00
Total.....							84.10
DAUGHTER (AGE 22).							
1 suit.....	Cloth.....						18.00
Do.....	do.....						10.00
4 waists.....		White.....	\$0.18 <sup>1</sup>	12	\$1.00	Yes..	3.25
2 waists.....		Gingham.....	.10	7	.10	Yes..	.80
2 skirts.....		do.....	.10	12		Yes..	1.20
1 dress.....		Lawn.....	.15	10	1.25	No... <sup>2</sup>	\$3.50
Do.....		White.....	.25	10	2.00	No... <sup>2</sup>	3.50
2 petticoats.....		Cotton.....	.10	10	1.00	Yes..	2.00
4 drawers.....		do.....	.10	8		Yes..	.80
2 corset covers.....							.50
2 winter underwear.....							.50
1 nightgown.....							.50
1 hat.....	Cotton.....						
Do.....	Straw.....						5.65
Do.....	do.....						3.00
Do.....	Felt.....						7.00
52 stockings.....							7.80
3 shoes.....							9.00
Gloves <sup>2</sup> .....							
Ribbons, etc. <sup>2</sup> .....							
Jewelry <sup>2</sup> .....							
Handkerchiefs <sup>2</sup> .....							
Total.....							84.25
DAUGHTER (AGE 21).							
1 suit.....	Cloth.....						18.00
1 coat.....	do.....						5.00
4 waists.....		White.....	.18 <sup>1</sup>	12	1.00	Yes..	3.25
2 waists.....		Gingham.....	.10	7	.10	Yes..	.80
2 skirts.....		do.....	.10	12		Yes..	1.20
2 dresses.....		Lawn.....	.15	20	2.50	No... <sup>2</sup>	7.00
1 dress.....		Gingham.....	.15	10		No... <sup>2</sup>	2.50
1 petticoat.....		White.....	.10	5	.50	Yes..	1.00
2 drawers.....		do.....	.10	4		Yes..	.40
2 corsets.....							2.00
3 corset covers.....							1.50
2 winter underwear.....							.50
1 nightgown.....							.50
1 hat.....	Straw.....						5.00
1 hat.....	Felt.....						7.00
52 stockings.....							7.80
4 shoes.....							12.00
Gloves <sup>2</sup> .....							
Ribbons, etc. <sup>2</sup> .....							
Jewelry <sup>2</sup> .....							
Handkerchiefs <sup>2</sup> .....							
Total.....							82.45

<sup>1</sup> Not including \$2.25 for gloves purchased out of spending money.<sup>2</sup> Purchased with spending money.

## FAMILY NO. 101.

This family is French Canadian, though the father was born in this country. The membership and the age, occupation, and earnings of each member are shown by the following table:



MEMBERSHIP AND EARNINGS OF FAMILY NO. 101, 1908-9.

Relationship.	Sex.	Age.	Occupation.	Indus-try.	Earn-ings during year.	Amount paid to family during year.
Husband.....	M.	39	Weaver.....	Cotton	\$404.32	\$404.32
Wife.....	F.	38	do.....	do..	294.44	294.44
First child.....	M.	16	do.....	do..	374.69	374.69
Second child.....	F.	13	At school.....			
Third child.....	F.	10	do.....			
Fourth child.....	M.	7	do.....			
Total.....						1,073.45

In this family the mother works in the mill. The girls, 13 and 10 years old, take care of their younger brother and do a large part of the housework. The mother does not work regularly, however, and when it is necessary for her to stay at home, as, for instance, to make the children's clothing, she does so. But she earned nearly \$300 during the past year. The family keeps about 15 hens, which afford an additional income estimated at \$10.

The family has five rooms in a tenement in which six families live. Three of the rooms are used for sleeping rooms, one for the kitchen, and one for the parlor. The house is shabbily furnished, but everything appears to be clean. A faded and worn carpet is on the floor of the front room, which also contains a bureau, a chiffonier, and a writing desk. The kitchen is clean and has a carpet and oil-cloth on the floor. The floors of the bedrooms are bare.

There was no sickness in the family during the year. The oldest boy is given 50 cents a week spending money. He goes to the theater or moving-picture shows, and sometimes takes car rides. The father spends about 25 cents a week in this manner.

The annual expenditures of the family are shown in the following table:

EXPENDITURES OF FAMILY NO. 101, 1908-9.

Item.	Amount.	Item.	Amount.
Food.....	\$390.00	Church contributions.....	\$31.00
Rent.....	91.00	Amusements.....	39.00
Clothing.....	139.07	Ice.....	11.20
Fuel.....	35.87	Laundry.....	39.00
Light.....	10.92	Barbering.....	6.75
Tobacco.....	5.20	Sundries.....	9.62
Drinks.....	13.00	Poll tax.....	2.00
Medicine.....	1.00		
Insurance.....	26.00	Total.....	865.71
Newspapers.....	15.08		

This is a frugal and thrifty family. The mother works in the mill, making some of her children's clothing at night and doing a part of the housework before she goes to work in the morning. That the family is able to save money is due to her economy. The children have almost no clothes and she herself had had nothing but one calico wrapper during the year. They have good food to eat. The



mother, father, and eldest boy take their lunches with them to the mill. This accounts in some part for the rather unusual expense for fruit found in their grocery account.

The following table shows the clothing purchased for the different members of the family:

## EXPENDITURES OF FAMILY NO. 101 FOR CLOTHING, 1908-9.

## MALES.

Article.	Father (age 39).		Son (age 16).		Son (age 7).	
	Number.	Cost.	Number.	Cost.	Number.	Cost.
Suit.....	1	\$12.50	1	\$15.00	1	\$4.00
Overcoat.....					1	3.00
Trousers.....			1	4.50	6	13.00
Shirts, white.....	1	.50	2	1.00		
Shirts, colored.....	4	2.00	4	2.00	8	11.60
Overalls.....	2	1.00	2	1.00		
Underwear, shirts.....	2	2.50	2	1.00	2	.50
Underwear, drawers.....			2	1.00	2	1.20
Shoes.....			4	11.00	10	12.50
Hat.....	1	1.00	1	2.00		
Cap.....	1		2	1.00	1	.25
Collars.....			5	.50		
Neckties.....			10	2.50		
Suspenders.....		.50	2	1.00		
Handkerchiefs.....			6	.60		
Socks.....	4	1.00	12	3.00	12	3.00
Total.....		21.00		47.10		28.95

## FEMALES.

Article.	Ready-made (material).	Not ready-made.					Total cost.
		Material.	Price per yard.	Number of yards.	Trim-mings.	Made at home.	
<b>MOTHER (AGE 38).</b>							
1 dress.....		Calico.....	\$0.07	12	\$0.05	Yes.	\$0.89
Total.....							.89
<b>DAUGHTER (AGE 13)</b>							
1 coat.....	Cloth.....						2.00
5 dresses.....		Gingham.....	.12 <sup>1</sup>	30	.50	Yes.	4.25
2 petticoats.....		White cotton.....	.10	8		Yes.	.80
2 winter underwear.....	Cotton.....						.50
1 hat.....							<sup>2</sup> 1.00
Do.....							<sup>2</sup> 1.25
12 stockings.....							3.00
4 shoes.....							<sup>3</sup> 5.00
Total.....							17.80
<b>DAUGHTER (AGE 10).</b>							
1 coat.....	Cloth.....						2.00
5 dresses.....		Gingham.....	.12 <sup>1</sup>	25	.50	Yes.	3.63
2 petticoats.....		White cotton.....	.10	8		Yes.	.80
2 drawers.....		do.....	.10	3			.30
2 winter underwear.....	Cotton.....						.50
1 hat.....	Straw.....						4.00
Do.....							<sup>2</sup> 1.25
12 stockings.....							3.00
7 shoes.....							8.75
Total.....							24.23

<sup>1</sup> Made by mother.<sup>2</sup> Old one trimmed over.<sup>3</sup> Father mends shoes.

STORE ACCOUNT OF FAMILY NO. 101 FOR 6 WEEKS IN APRIL AND MAY, 1908

Date.	Article.	Cost.	Date.	Article.	Cost.
Apr. 7	Soda .....	\$0.10	Apr. 29	Beans .....	\$0.12
	Bread .....	.15		Bananas .....	.21
	Corn .....	.10		Meat .....	.30
	Oranges .....	.10		Shoulder .....	.65
	Tobacco .....	.10		Beef .....	.38
	Sugar .....	.25		Cakes .....	.10
	Beef .....	.40		do .....	.10
	Shoulder .....	.51		Tobacco .....	.10
	Rice .....	.20		Total .....	17.28
	Soap .....	.05			
	Starch .....	.10	May 1	Shoulder .....	.25
	Soap .....	.25		Rice .....	.05
	Bananas .....	.18		Beans .....	.12
	Potatoes .....	1.10		Cakes .....	.16
	Peas .....	.12		Steak .....	.16
	Soda .....	.10		Beef .....	.23
	Celery .....	.10		Steak .....	.10
	Ribs .....	.42		Beef .....	.19
	Beef .....	.51		Ribs .....	.15
	Sugar .....	.25		Bananas .....	.12
	Soda .....	.10		Cakes .....	.15
12	Beef .....	.36		Beef .....	.10
13	do .....	.21	May 6	Bananas .....	.12
14	Steak .....	.19		Cream puff .....	.05
	Rib .....	.14		Beans .....	.12
	Soap .....	.05		Shoulder .....	.61
	Cakes .....	.05		Beef .....	.34
	Beans .....	.12		Potatoes .....	.65
	do .....	.12		Shoulder .....	.20
	do .....	.09		Soap .....	.25
	Soda .....	.10		Nuts .....	.05
	Cheese .....	.20		Sugar .....	.25
	Beef .....	.19		Water cross .....	.10
	do .....	.28		Oranges .....	.24
17	Shoulder .....	.62		Tobacco .....	.10
	Beef .....	.47		Sugar .....	.25
	Oranges .....	.25	12	Cookies .....	.10
	Celery .....	.10		Fish .....	.25
	Cookies .....	.10	14	Water cross .....	.05
	do .....	.15	15	Shoulder .....	.56
	do .....	.10		Sugar .....	.25
	Tea .....	.05		Beans .....	.12
20	Bread .....	.05		Matches .....	.10
	Sausage .....	.13		Nuts .....	.05
	Beef .....	.31		Pepper .....	.10
	Steak .....	.20		Eclairs .....	.10
	Bananas .....	.10		Beef .....	.27
	Oranges .....	.25		Ribs .....	.17
	Cookies .....	.10		Beans .....	.12
	Beans .....	.12		Shoulder .....	.25
	Cakes .....	.05		Beef .....	.12
	Beef .....	.22		Bananas .....	.12
21	Bread .....	.05		Steak .....	.29
22	Ham .....	.14		Sugar .....	.25
	Soda .....	.10		Lard .....	.28
	Beef .....	.12	20	Steak .....	.12
	Beans .....	.12		Dates .....	.12
23	Pork .....	.06		Yeast .....	.12
	Brisket .....	.28	21	Pork .....	.06
	Shoulder .....	.61		Bananas .....	.10
	Beef .....	.43		Meat .....	.45
	Oranges .....	.27		Lard .....	.28
	Cookies .....	.10		Shoulder .....	.67
	Lard .....	.10		Beef .....	.41
	Sugar .....	.25		Tobacco .....	.06
26	Potatoes .....	.65		Sugar .....	.25
	Beef .....	.19		Potatoes .....	.58
	Bananas .....	.12		Beef .....	.26
	Pork .....	.06		Tomatoes .....	.10
	Bananas .....	.10		Vermicelli .....	.10
27	Beef .....	.23		Strawberries .....	.24
	Ribs .....	.16	26	Tobacco .....	.10
	Beans .....	.12		Rhubarb .....	.06
28	Beef .....	.26		Total .....	12.65
	Ribs .....	.16			
29	Oranges .....	.08			



In addition to the amount shown in the store account the family expended \$3.44 per week elsewhere for food, as follows: Coffee, \$0.25; tea, \$0.25; butter, \$0.90; flour, \$0.50; bread, \$1.05, and milk, \$0.49. There was also an expenditure of \$11.20 per year for ice. The average value of food consumed per week per man unit for the year covered was \$1.71.

## FAMILY NO. 102.

This family is French Canadian. They have been in this country 18 years. The membership, and the age, occupation, and earnings of the members are shown in the following table:

MEMBERSHIP AND INCOME OF FAMILY NO. 102, 1908-9.

Relationship.	Sex.	Age.	Occupation.	Indus-try.	Earn-ings during year.	Amount paid to family during year.
Husband.....	M.	38	Weaver.....	Cotton	\$373.59	\$373.59
Wife.....	F.	38	Housekeeper.....			
First child.....	F.	18	Weaver.....	Cotton	362.21	362.21
Second child.....	M.	15	do.....	do.....	( <sup>1</sup> )	
Third child.....	M.	10	At school.....			
Fourth child.....	F.	9	do.....			
Fifth child.....	F.	7	do.....			
Total.....						735.80

<sup>1</sup> Had just begun work.

The family occupies four rooms in a tenement, the lower floor of which is used for storerooms. The building opens directly on the street. The hallway leading upstairs is dark. Two of the rooms are used for sleeping, one is used for a sitting room, and the other for the kitchen. The house is very poorly furnished. The sitting-room floor is covered with oilcloth. There is a dining table with a red damask cover. A sewing machine and a few chairs complete the furnishings. The kitchen floor and the bedroom floors are bare.

The family had a great deal of sickness during the year. The mother and father have chronic dyspepsia and the father takes medicine constantly. It costs him 80 cents a bottle and the bottle lasts 2 weeks. The youngest child had eczema during the winter, and the boy, 10 years old, has tuberculosis.

Whenever a doctor was needed the city physician was called, because they could not afford to pay the charges of a private doctor.

The oldest girl is given \$1 a week out of her earnings for spending money when she works full time at the mill. With this she has to purchase the larger part of her clothing. The boy that has tuberculosis gets 10 cents a week, which he usually spends on the shows.



The annual expenditures of the family are shown by the following:

EXPENDITURES OF FAMILY NO. 102, 1908-9.

Item.	Amount.	Item.	Amount.
Food.....	\$290.00	Church contributions.....	\$20.80
Rent.....	124.80	Amusement.....	45.00
Clothing.....	132.97	Washing.....	28.00
Fuel.....	29.00	Sundries.....	8.00
Light.....	7.80	Poll tax.....	2.00
Medicine.....	35.00		
Newspapers.....	8.84	Total.....	730.21

This family live wretchedly. They have saved a little money in former years but none during the past year. Four years ago they bought a small country place and went to live on it. They did not have money enough to have it insured. Fire destroyed their barn, together with their horse and two cows. This was such a loss that they could not replace it and they were obliged to move back to the cotton mill, where they are trying to save money to get started again.

Following is an account of their expenditures for clothing during the year:

EXPENDITURES OF FAMILY NO. 102 FOR CLOTHING, 1908-9.

MALES.

Article.	Father (age 38).		Son (age 15).		Son (age 10).	
	Number.	Cost.	Number.	Cost.	Number.	Cost.
Suit.....	1	\$18.00	1	\$4.50	1	\$4.00
Trousers.....			3	1.50	2	1.00
Shirts, white.....	1	.50	1	.50		
Shirts, colored.....	2	1.00	3	1.50	4	1.00
Overalls.....	2	1.00				
Underwear, shirts.....	2	2.00	2	1.00	2	.50
Underwear, drawers.....						
Shoes.....	1	3.00	3	4.50	3	4.50
Hat.....	1	2.00				
Cap.....			1	.50	1	.25
Suspenders.....	1	.25				
Socks.....	8	2.00	8	2.00	8	1.20
Total.....		29.75		16.00		12.45



A grocery account for 2 weeks was obtained and is as follows. The cakes and cookies that appear so frequently were for the oldest girl's lunch. This was all that she had:

## STORE ACCOUNT OF FAMILY NO. 102, FOR TWO WEEKS ENDING JUNE 1, 1909.

Date.	Article.	Cost.	Date.	Article.	Cost.
May 18	Bread.....	\$0.06	May 25	Beef.....	\$0.24
	Milk.....	.04		Milk.....	.04
	Bread.....	.06		do.....	.10
	Steak.....	.22		Bread.....	.10
	Cake.....	.10		Cake.....	.10
	Beans.....	.10		Beans.....	.32
	Cake.....	.10		Shoulder.....	.22
	Milk.....	.07		.....	.07
	Cake.....	.10		Soap.....	.05
	Potatoes.....	.15		Bread.....	.12
	Sausage.....	.13		Milk.....	.04
	.....	.10		Beef.....	.12
	Potatoes.....	.18		Oats.....	.10
	Bread.....	.11		Bread.....	.06
	Lard.....	.28		Wood.....	.04
	Wood.....	.04		Steak.....	.22
	Bread.....	.10		Potatoes.....	.15
	Frankfurters.....	.10		Bread.....	.10
	Milk.....	.10		do.....	.10
	do.....	.07		Wood.....	.04
	Oats.....	.10		Rhubarb.....	.05
	Rhubarb.....	.05		.....	.10
	Shoulder.....	.40		Shoulder.....	.39
	Oil.....	.10		Milk.....	.19
	Pie.....	.10		Rhubarb.....	.05
	Mustard.....	.05		.....	.15
	Molasses.....	.13		Milk.....	.10
	.....	.05		Bread.....	.06
	Bread.....	.10		Lard.....	.28
	Milk.....	.10		Beef.....	.18
	Bacon.....	.15		Bread.....	.06
	Beef.....	.25		Peas.....	.08
	Beans.....	.09		Bread.....	.12
	Milk.....	.07		Cookies.....	.10
	.....	.10		Soap.....	.05
	Potatoes.....	.10		Bread.....	.12
	Rhubarb.....	.05		Cake.....	.10
	Cake.....	.10	June 1	Beef.....	.26
	Cocoa.....	.10			
	Cake.....	.10		Total.....	9.39
	Bread.....	.12			

In addition to the above amount expended at the store, there were expenditures on the outside amounting to \$1.50 per week, as follows: Postum, 20 cents; 2 pounds of butter, 50 cents; vegetables, 30 cents; and 2 dozen eggs, 50 cents. The average value of food consumed per week per man unit for the year covered was \$1.09.

**FAMILY NO. 103.**

This family is Portuguese. They came from the Azores and had been in this country 7 years. The children can speak English but the parents can not. The family consists of the father, mother, and 4 children. The table following shows the age, occupation, and earnings of the different members.



## MEMBERSHIP AND INCOME OF FAMILY NO. 103, 1908-9.

Relationship.	Sex.	Age.	Occupation.	Industry.	Earnings during year.	Amount paid to family during year.
Father.....	M.	44	Sweeper....	Cotton	\$203.22	\$203.22
Mother.....	F.	36	Housekeeper			
First child.....	M.	19	Doffer.....	Cotton	340.33	340.33
Second child.....	F.	17	Spinner.....	do..	285.60	285.60
Third child.....	M.	11	At school.....			
Fourth child.....	F.	3	At home.....			
Total.....						829.15

The father's earnings are estimated because his name could not be identified on the pay roll of the company for which he worked.

They live on the first floor of a tenement in which there are 8 families. They occupy four rooms, one of which is used for kitchen, dining room, and sitting room. The other three are used for sleeping rooms. The kitchen stove furnishes the heat for all the rooms in the winter. The house is very dirty and is poorly taken care of. The furnishings consist of absolute necessities only, such as table, chairs, stove, and beds.

The mother and younger children are poorly clothed and very dirty. The mother had typhoid fever during the year and a baby died of pneumonia. The health of the other members of the family was good.

The diversions of the family are simple—street-car rides and moving-picture shows occasionally for the older members, and church.

The annual expenditures are as follows:

## EXPENDITURES OF FAMILY NO. 103, 1908-9.

Item.	Amount.	Item.	Amount.
Food.....	\$383.24	Newspapers, etc.....	\$1.00
Rent.....	84.00	Church contributions.....	31.20
Clothing.....	77.84	Amusements.....	5.00
Fuel.....	28.00	Funeral expenses.....	35.00
Light.....	7.28	Sundries.....	7.80
Tobacco.....	5.20	Poll tax.....	2.00
Drinks.....	10.00		
Medicine.....	7.00	Total.....	714.56
Doctor's bills.....	30.00		

The difference between the expenses for the year and the income shows that there may have been some savings. The mother said, however, that they had not saved any money. It may be that she was not telling the truth, though the grocery book showed that they were in debt to the store \$25.81.

The family lived very poorly and it would seem that they spent as little money as they could. The underclothing for most of the children and nearly all of the clothes for the youngest child are made by the mother from the flour sacks in which she buys her flour.

The following statement shows the expenditure for clothing during the year:

EXPENDITURES OF FAMILY NO. 103 FOR CLOTHING, 1908-9.

MALES.

Article.	Father (age 44).		Son (age 19).		Son (age 11).	
	Number.	Cost.	Number.	Cost.	Number.	Cost.
Suit.....			1	\$7.00	1	\$5.00
Trousers.....			3	3.00		
Shirt, white.....			1	.50		
Shirts, colored.....	13	\$0.45	3	.75		
Overalls.....	2	1.00	2	1.00	2	.50
Underwear, shirts.....	2	.50	2	.50	2	.50
Underwear drawers.....	2	.75		( <sup>2</sup> )		( <sup>2</sup> )
Shoes.....	1	1.50	6	9.00	6	6.00
Hat.....			1	1.00		
Caps.....			3	.75	1	.25
Collars.....	1	.10	2	.25		
Neckties.....	1	.25	1	.25	1	.10
Suspenders.....			1	.25		
Handkerchiefs.....	6	.25				
Stockings.....	4	.40	15	1.50	6	.60
Total.....		5.20		25.75		12.95

FEMALES.

Article.	Ready-made (material).	Not ready-made.					Total cost.
		Material.	Price per yard.	Number of yards.	Trim-mings.	Made at home.	
MOTHER (AGE 36).							
3 waists.....		Cotton.....	\$0.05	10½	\$0.15	Yes.	\$0.68
1 skirt.....		Calico.....	.05	6			.30
2 petticoats.....		Cotton.....	.08	10			.80
1 stockings.....							.10
2 shoes.....							3.00
Total.....							4.88
DAUGHTER (AGE 17).							
1 coat.....							3.00
1 dress.....		Lawn.....	.25	6	.10	Yes.	1.60
6 dresses.....		Calico.....	.06	42	.60	Yes.	3.12
2 petticoats.....		Cotton.....	.08	8		Yes.	.64
2 drawers.....		( <sup>3</sup> )					
2 corsets.....							1.50
1 hat (summer).....							3.50
10 stockings.....							2.00
3 shoes.....							4.50
Total.....							19.86
DAUGHTER (AGE 3).							
1 coat.....							2.00
2 dresses.....		Flannel.....	.08	5	.10		.50
1 hat (summer).....							.50
2 stockings.....							.20
6 shoes.....							6.00
Total.....							9.20

<sup>1</sup>Made at home.    <sup>2</sup>Made from flour sacks.    <sup>3</sup>Other dresses and all underwear made from flour sacks.

The average value of food consumed per week per man unit for the year covered was \$1.60. The menu for 2 days (May 23 and 24, 1909) was obtained and is as follows:

*Sunday.*

Breakfast: Pork steak, bread, coffee, condensed milk.

Dinner: Soup (made of meat, potatoes, cabbage, and bologna), bread, coffee, condensed milk.

Supper: Soup left from dinner.

*Monday.*

Breakfast: Bread, coffee, condensed milk, soup from day before.

Dinner: Bread, coffee, condensed milk.

Supper: Soup from the day before.

The soup which entered so largely into the diet was made in a large iron pot. It is the custom to make enough to last several days, and to replenish it whenever the pot becomes empty. All kinds of meats and vegetables are put into it. The bread is a very soggy composition made of flour and corn meal. As the price of flour goes up, more corn meal and less flour is used in making it. On one of the visits to the family for information the oldest boy came home from work for his dinner. He sat down to the table, which was covered with oilcloth, and his dinner consisted of bread and coffee.

The following is the grocery account for as long a period as could be obtained. It was impossible to read the names of some of the articles purchased.

STORE ACCOUNT, OF FAMILY NO. 103, MAY 1 TO MAY 24, 1909.

Date.	Article.	Cost.	Date.	Article.	Cost.
May 1	Cheese.....	\$0.09	May 5	.....	\$0.15
	.....	.30		.....	.10
	Beef.....	.20		.....	.10
	Meat.....	.18		.....	.05
	Cake.....	.05		.....	.10
	Beans.....	.07		.....	.10
	.....	.05		.....	.10
	.....	.24		Stove polish.....	.05
	.....	.10		Potatoes.....	.09
	.....	.10		.....	.10
	.....	.05		.....	.10
	.....	.22	6	Milk.....	.10
	.....	.13		Pork.....	.08
	Milk.....	.10		Meat.....	.18
	do.....	.10		.....	.05
	do.....	.10		Bread.....	.05
3	Bananas.....	.10		do.....	.10
	Pork.....	.23		Butter.....	.09
	.....	.15		.....	.12
	Soap.....	.05	7	.....	.10
	Onions.....	.05		.....	.06
	.....	.14		.....	.07
	Bread.....	.10		.....	.15
	Bologna.....	.15		Bread.....	.05
	Pepper.....	.05		Milk.....	.10
	.....	.15		Bologna.....	.10
	.....	.21		Cookies.....	.06
4	.....	.16		Eggs.....	.20
	.....	.10		Shoulder.....	.26
	Bologna.....	.15		Cheese.....	.07
	Bread.....	.05	9	Meat.....	.30
	.....	.20		.....	.15
				Beans.....	.10



STORE ACCOUNT OF FAMILY NO. 103, MAY 1 TO MAY 24, 1909—Concluded.

Date.	Article.	Cost.	Date.	Article.	Cost.
May 9	Soapine.....	\$0.05	May 17	Beans.....	\$0.12
	Bone.....	.05		Beefsteak.....	.20
	.....	.05		Garlic.....	.05
	.....	.15		.....	.10
	.....	.10		Bread.....	.05
	.....	.10		Pork.....	.14
	.....	.05		Tobacco.....	.05
	.....	.09		Bread.....	.10
	.....	.13	18	.....	.20
10	Oranges.....	.10			.....
	Bread.....	.10		.....	.25
	.....	.11		.....	.12
	.....	.08		.....	.15
11	.....	.10		.....	.10
	.....	.12		.....	.07
	.....	.16		.....	.10
	.....	.10		.....	.05
	.....	.13		Oil.....	.13
	Bananas.....	.06		.....	.12
	Bread.....	.05	19	.....	.14
	Cookies.....	.12			.....
	Bologna.....	.10		.....	.10
12	Pork.....	.16		.....	.15
	Crackers.....	.05		.....	.20
	Fish.....	.14	20	.....	.08
	Bananas.....	.12			.....
	Vinegar.....	.10		Bread.....	.07
	Beef.....	.20		.....	.10
	Flat-iron holder.....	.05		Milk.....	.10
	Bread.....	.05		Bread.....	.05
13	Bread.....	.05		Cheese.....	.05
	Milk.....	.10		.....	.05
	Pork.....	.18		Butter.....	.09
	Beef.....	.10		Cheese.....	.05
	.....	.18		.....	.07
	.....	.10		.....	.17
14	.....	.05		.....	.14
	.....	.13		.....	.24
	.....	.20		Sugar.....	.25
	.....	.10		Milk.....	.10
	.....	.12		Malt.....	.05
	.....	.05		Pork steak.....	.14
	.....	.12		Oil.....	.13
	.....	.10		Candy.....	.05
	.....	.10	22	.....	.29
15	Beef.....	.05			Meat.....
	Meat.....	.20		Beans.....	.05
	.....	.12		Ammonia.....	.10
	.....	.30		Pigs' feet.....	.13
	Cheese.....	.10		Shoulder.....	.21
	.....	.05		Meat.....	.24
	Bread.....	.15		.....	.18
	Fruit.....	.07		Pork.....	.12
	Stove polish.....	.05		.....	.07
	Salt.....	.10		Milk.....	.10
	.....	.05	24	Oranges.....	.20
	.....	.05			Bologna.....
	Milk.....	.10		Bluing.....	.05
	Sugar.....	.25			
	Milk.....	.10		Total.....	21.59

In addition to the amount expended at the store there was an outside cash expenditure of \$1.50 per week as follows: Flour, 75 cents; coffee, 25 cents, and corn meal, 50 cents.

**FAMILY NO. 104.**

This is a Portuguese family from the Azores. They represent the best conditions found among the Portuguese. The family consists of the father, mother, and 4 children. The age, occupation, and earnings of each member are shown by the table following.

## MEMBERSHIP AND INCOME OF FAMILY NO. 104, 1908-9.

Relationship.	Sex.	Age.	Occupation.	Industry.	Earnings during year.	Amount paid to family during year.
Husband.....	M.	54	Picker hand...	Cotton.....	\$266. 00	\$266. 00
Wife.....	F.	33	Housekeeper.....			
First child.....	M.	15	Spinner.....	Cotton.....	250. 67	250. 67
Second child.....	F.	14	do.....	do.....	163. 47	163. 47
Third child.....	M.	13	At school.....			
Fourth child.....	M.	10	do.....			
Total.....						680. 14

The family occupies five rooms in a tenement in which five families live. They pay \$1.75 a week rent. The tenement is old and in poor repair, but the rooms occupied by this family are in good condition, well furnished, and well cared for. Three rooms are used for sleeping rooms, one of the remaining two is the kitchen, the other the parlor. The parlor has a carpet on the floor with rugs here and there, a center table, lace curtains, and pictures. The beds are neat and are made up with pillow shams. The kitchen is clean and there are plenty of cooking utensils.

The oldest boy was injured in the mill during the year, receiving a cut over the eye. This kept him from work for 4 weeks and entailed a doctor's bill of \$18. The mother suffers at times from a female disorder and is often compelled to seek medical assistance. The other members of the family have been in good health.

The annual expenditures of the family are as follows :

## EXPENDITURES OF FAMILY NO. 104, 1908-9.

Item.	Amount.	Item.	Amount.
Food.....	\$388. 96	Doctor's bills.....	\$18. 00
Rent.....	91. 00	Church contributions.....	29. 80
Clothing.....	205. 84	Car fare.....	3. 00
Fuel.....	40. 00	Sundries.....	7. 80
Light.....	6. 75	Poll tax.....	2. 00
Tobacco.....	6. 50		
Drinks.....	31. 20	Total.....	840. 85
Medicine.....	10. 00		

The expenditures exceed the family income by \$160.71. This was met by drawing money from the bank which had been saved in other years. The exact amount of savings could not be learned, but it is in the neighborhood of \$500. In addition to this money, the family own a farm in the Azores for which they have been offered \$1,200 since coming to this country.

The members of the family are intelligent. The oldest girl was kept in school until she became of working age. Then she had to leave school and begin work because they were running so far behind.

The following table shows the expenditures of the family for clothing during the year:







The family paid cash for their groceries, so that no store account could be obtained.

A menu was obtained for five meals, and is as follows:

The average value of food consumed per week per man unit for the year covered was \$1.56.

*June 2, 1909.*

Breakfast: Fried eggs, coffee, bread, butter, milk (for coffee).

Dinner: Peas, bread, butter, tea, cake, milk (for tea).

Supper: Beef stew with potatoes, bread, butter, tea.

*June 3, 1909.*

Breakfast: Pork steak, bread, butter, coffee, milk (for coffee).

Dinner: Beef stew, tea, bread, butter, oranges, and bananas.

#### FAMILY NO. 105.

This is a Portuguese family that had been in this country for 7 years. They came from the Azores, and are expecting to return there as soon as they have saved enough money.

The following shows the age, occupation, and earnings of the different members of the family:

MEMBERSHIP AND INCOME OF FAMILY NO. 105, 1908-9.

Relationship.	Sex.	Age.	Occupation.	Industry.	Earnings during year.	Amount paid to family during year.
Husband.....	M.	49	Oiler.....	Cotton	\$297.41	\$297.41
Wife.....	F.	38	Spooler.....	do.	211.77	211.77
First child.....	M.	16	Weaver.....	do.	304.74	304.74
Married daughter.....	F.					
Son-in-law.....	M.					260.00
Grandchild.....	M. <sup>1</sup>					
Boarder and lodger.....	M.	Over 21				120.00
Lodger.....	M.	Over 21				48.00
Total.....						1,041.92

<sup>1</sup> About 3 months old.

<sup>2</sup> Board and lodging, in addition to which the daughter keeps house for the family.

The mother in this family works regularly in one of the mills and has done so for a number of years. The housework is done by a daughter, who married a little over a year ago.

The family occupies four rooms on the top floor of a tenement house in which there are six families. The house is neat and well cared for. The kitchen, which is the dining room and general living room, has oilcloth on the floor. The room is furnished with a good range, chairs, table, couch, curtains, and a few pictures. The sleeping rooms, which open off from the kitchen, are neat and clean.

The recreations and amusements of the family are going to church and to moving-picture shows once in a while, and the oldest boy goes to baseball games occasionally.

All of the members of the family were in good health during the year, and there was no expense either for medicine or doctor.

The expenditures for the year were as follows:

## EXPENDITURES OF FAMILY NO. 105, 1908-9.

Item.	Amount.	Item.	Amount.
Food.....	\$430.56	Church contributions.....	\$23.40
Rent.....	91.00	Amusements.....	5.20
Clothing.....	138.85	Washing.....	26.00
Fuel.....	41.80	Car fare.....	2.00
Light.....	6.25	Sundries.....	5.20
Tobacco.....	7.80	Poll tax.....	2.00
Drinks.....	52.00		
Newspapers.....	1.50	Total.....	\$33.56

The following table shows the expenditures of the family for clothing during the year:

## EXPENDITURES OF FAMILY NO. 105 FOR CLOTHING, 1908-9.

## MALES.

Article.	Father (age 49).		Son (age 16).		Article.	Father (age 49).		Son (age 16).	
	Number.	Cost.	Number.	Cost.		Number.	Cost.	Number.	Cost.
Suit.....	1	\$10.00	1	\$9.00	Hat.....	1	\$2.00	1	\$1.50
Do.....	1	12.00			Cap.....			2	1.00
Overcoat.....			1	9.00	Neckties.....	2	1.00	2	.50
Trousers.....			2	4.00	Suspenders.....	1	.50		.50
Shirts colored.....	6	13.00	6	13.00	Gloves.....	1	.50	1	.25
Overalls.....	3	1.50	1	.50	Handkerchiefs.....		.50		.50
Underwear, shirts.....	2	1.50	2	1.00	Stockings.....		.80		.80
Underwear, drawers.....	2	2.00	2	1.00	Barbering.....		6.40		3.80
Shoes.....	3	6.00	3	6.00	Watch.....		15.00		15.00
					Total.....		62.70		57.35

## FEMALES.

Article.	Ready-made (material).	Not ready-made.					Total cost.
		Material.	Price per yard.	Number of yards.	Trim-mings.	Made at home.	
MOTHER (AGE 38).							
5 waists.....		Calico.....	\$0.08	15	\$0.50	Yes.....	\$1.70
2 shirts.....		Wool.....	.25	10		Yes.....	2.50
3 skirts.....		Calico.....	.08	15		Yes.....	1.20
2 petticoats.....		Flannel.....	.10	10		Yes.....	1.00
2 drawers.....		Cotton.....	.08	5		Yes.....	.40
1 hat (summer).....							3.50
1 hat (winter).....							4.00
6 stockings.....							1.50
2 shoes.....							3.00
Total.....							18.80

Made at home.



The income for the year was \$208.36 more than the expenses. The family is saving money. In the 7 years that they have been in this country they have saved and sent home to the Azores \$1,000, and at the present time have about \$600 more in a bank in this country.

They pay cash for all of their groceries, so that an account could not be obtained. The average value of food consumed per week per man unit for the year covered was \$1.53. Their menu for five meals was as follows:

*May 20, 1909.*

Breakfast: Pork steak, bread, coffee, sugar, milk.

Dinner: Beef steak, bread, coffee, sugar, milk, bananas, and oranges.

Supper: Beef, cabbage, bread, coffee, sugar, milk, potatoes, beer.

*May 21, 1909.*

Breakfast: Fish, bread, coffee, sugar, milk.

Dinner: Eggs, fish, bread, coffee, sugar, milk, oranges.

It will be noticed that beer appears in the menu for supper. They have it every night and use a case a week.

#### FAMILY NO. 106.

This family is Portuguese. They came from the Azores and had been in this country 3 years. The age, occupation, and earnings of the different members is shown by the following:

MEMBERSHIP AND INCOME OF FAMILY NO. 106, 1908-9.

Relationship.	Sex.	Age.	Occupation.	Industry.	Earnings during year.	Amount paid to family during year.
Husband.....	M.	40	Scrubber.....	Cotton.....	\$200.00	\$200.00
Wife.....	F.	39	Housekeeper..	.....	.....	.....
First child.....	F.	18	Speeder.....	Cotton.....	293.57	293.57
Second child.....	M.	16	Doffer.....	do.....	267.32	267.32
Third child.....	M.	14	Spinner.....	do.....	203.45	203.45
Fourth child.....	M.	7	At home.....	.....	.....	.....
Fifth child.....	M.	4	do.....	.....	.....	.....
Sixth child.....	M.	1	do.....	.....	.....	.....
Total.....						964.34

The earnings of the father are only an estimate, as the mill where he worked refused to allow his earnings for the year to be taken from the pay roll. The pay roll showed that he was paid 90 cents a day.

The family lives on the top floor of a 3-story tenement. They occupy four rooms, three of which are used for sleeping and one for the kitchen, dining room, and general living room. The house is extremely dirty and furnished with only absolute necessities. Table, chairs, stove, and beds constitute the entire furniture. The rooms are half height and the windows in three of them are only half size.



The family has had a great deal of sickness. The father has stomach trouble and loses some time from work. He was out 2 weeks at one time. The oldest child met with an accident in the mill and was injured about the head and lost 4 weeks. She was attended by the city doctor. The oldest boy had the mumps and lost a week. The fifth child is sickly and has a large swelling under his neck. He was taken to the hospital and operated on, but was not cured. The city physician is called in for practically all of the sickness.

The family's amusements are simple, their only diversions being church, car rides, and visits with the neighbors.

The annual expenditures are as follows:

## EXPENDITURES OF FAMILY NO. 106, 1908-9.

Item.	Amount.	Item.	Amount.
Food.....	\$353.60	Doctor's bills.....	\$3.00
Rent.....	52.00	Church contributions.....	20.80
Clothing.....	101.20	Amusements.....	10.40
Fuel.....	34.30	Sundries.....	5.20
Light.....	6.25	Poll tax.....	2.00
Tobacco.....	5.20		
Drinks.....	42.40	Total.....	640.35
Medicine.....	4.00		

The income exceeds the expenses by \$323.99.

The following table shows the expenditures of the family for clothing during the year:

## EXPENDITURES OF FAMILY NO. 106 FOR CLOTHING, 1908-9.

## MALES.

Article.	Father (age 40).		Son (age 16).		Son (age 14).		Son (age 7).		Son (age 4).		Son (age 1).	
	Num-ber.	Cost.	Num-ber.	Cost.	Num-ber.	Cost.	Num-ber.	Cost.	Num-ber.	Cost.	Num-ber.	Cost.
Suit.....	1	\$7.00	1	\$5.00	1	\$5.00	1	\$1.75				
Overcoat.....	1	4.00	1	3.00	1	3.00						
Trousers.....	1	1.75						.25				
Shirt, white.....	1	.75	1	.25								
Shirts, colored <sup>1</sup> .....	5	1.00	6	1.20	5	1.00	4	.55	4	\$0.80	4	\$0.40
Overalls.....	2	.50	2	.80	2	.80	2	.50	2	.50	2	.50
Underwear, shirts.....			2	.50	2	.50						
Underwear, drawers.....			2	.60	2	.50						
Shoes.....	2	3.50	1	1.50	2	3.00		1.00	1	1.00	1	.50
Hat.....	1	.50				.75						
Cap.....			1	.45				.10		.25		.30
Collars.....			1	.10		.10						
Necktie.....	1	.25		.25		.25						
Suspenders.....		.25										
Handkerchiefs.....		.05		.05		.05						
Stockings.....		.50		.20		.20		.30		.30		.12
Barbering.....		6.20										
Total.....		27.05		13.90		15.15		4.45		2.85		1.82

<sup>1</sup> Made at home.

## EXPENDITURES OF FAMILY NO. 106 FOR CLOTHING, 1908-9—Concluded.

## FEMALES.

Article.	Ready-made (material).	Not ready-made.					Total cost.
		Material.	Price per yard.	Num- ber of yards.	Trim- mings.	Made at home.	
MOTHER (AGE 39).							
1 shawl.....							\$2.00
4 waists.....		Calico.....	\$0.06	12	\$0.20	Yes.....	.92
3 skirts.....		do.....	.06	18		Yes.....	1.08
4 petticoats.....		Cotton.....	.07	24		Yes.....	1.68
1 winter underwear (suit).....							.70
Hat (handkerchief).....							1.00
3 stockings.....							.25
2 shoes.....							3.00
1 handkerchief.....							.05
Total.....							10.68
DAUGHTER (AGE 18).							
Shawl.....							2.00
2 waists.....	White.....						2.00
Do.....	Calico.....	.07	7	.10		Yes.....	.59
3 skirts.....	do.....	.07	18			Yes.....	1.26
1 dress.....	Wool.....	.75	6	1.20		Yes.....	8.70
2 petticoats.....	Cotton.....	.07	10			Yes.....	.70
1 corset.....							.50
1 corset cover.....							.25
2 winter underwear (shirts).....							.70
Hat (handkerchief).....							1.00
6 stockings.....							.60
4 shoes.....							6.00
Ribbons, etc.....							1.00
Total.....							25.30

The average value of food consumed per week per man unit for the year covered was \$1.24. A menu for 2 days was obtained and is as follows:

May 21, 1909.

Breakfast: Bread, milk, cheese.

Dinner: Fish, coffee, bread, milk.

Supper: Bean soup, bread.

May 22, 1909.

Breakfast: Bread, milk.

Dinner: Bologna, cabbage, potatoes (cooked together), bread, coffee, milk.

Supper: Soup or stew left from dinner, bread.

A grocery account for 1 month was obtained and is as follows:

## STORE ACCOUNT OF FAMILY NO. 106, MAY, 1909.

Date.	Article.	Cost.	Date.	Article.	Cost.
May 1	Eggs.....	\$0.30	May 13	Meat.....	\$0.14
3	Cabbage.....	.11		.....	.10
	Onions.....	.05		Meat.....	.23
	Cabbage.....	.06	17	Bologna.....	.21
	Meat.....	.10		Cinnamon.....	.01
	Bread.....	.05	18	Cabbage.....	.09
	Meat.....	.20		Meat.....	.15
	Bologna.....	.20	20	Soup.....	.10
6	Butter.....	.16		Bologna.....	.20
	Matches.....	.02		Meat.....	.10
	Tobacco.....	.05		Total.....	3.05
12	Fish.....	.22			
	Beef.....	.20			



From April 21 to May 21 cash purchases for bread, fish, beans, cabbage, cake, meat, onions, sugar, etc., amounting to \$8.20 were made at another store. In the last 2 weeks of the period covered, the mother had purchased at a third store \$2.05 worth of meat. The amount purchased was punched in a card and when \$10 had been used she got a premium.

In addition to these expenditures, the family expended each week 25 cents for coffee, \$1.47 for milk (3 quarts daily at 7 cents), and \$1 for flour.

**FAMILY NO. 107.**

This family is Polish. They had been in this country 13 years. The membership, and the age, occupation, and earnings of the members of the family are shown in the following table:

MEMBERSHIP AND INCOME OF FAMILY NO. 107 1908-9.

Relationship.	Sex.	Age.	Occupation.	Indus-try.	Earn-ings during year.	Amount paid to family during year.
Husband.....	M.	42	Picker hand.	Cotton	\$261.91	\$261.91
Wife.....	F.	42	Housekeeper			
First child.....	F.	18	Weaver.....	Cotton	340.06	340.06
Second child.....	F.	16	Doffer.....	do.....	108.84	108.84
Third child.....	M.	9	At school.....			
Three lodgers.....						<sup>1</sup> 108.00
Total.....						\$18.81

<sup>1</sup> Lodging at \$3 per month each.

This family, as is the custom with many of the foreign families, takes in lodgers. The lodger gets a place to sleep and the right to cook his food on the kitchen stove and to eat it at the table. This family was visited at the supper hour and the members of the family with the lodgers were gathered about the kitchen table. The lodgers were eating from their dishes of food and the members of the family from theirs. The table was covered with oilcloth and there were practically no dishes. The food consisted solely of bread, some sort of stew, and coffee.

The family occupies four rooms in a two-story tenement in which eight families live. Three of the rooms are used for sleeping and the other is the kitchen and general living room. The house is very dirty and poorly furnished. A few chairs, the table, a few pictures, beds and bedding, a stove, and a few odd articles made up the list, and all were old and worn.

The girls go to the shows and parks for their amusements. The youngest boy attends a parochial school, and the family has to buy his books and pay car fare for him.



The annual expenditures of the family were as follows:

## EXPENDITURES OF FAMILY NO. 107 1908-9.

Item.	Amount.	Item.	Amount.
Food.....	\$257.40	Lodge dues.....	\$6.00
Rent.....	104.00	Newspapers.....	2.00
Clothing.....	254.35	Books.....	3.00
Fuel.....	41.25	Church contributions.....	32.00
Light.....	6.25	Amusements.....	10.40
Tobacco.....	26.00	Car fare.....	20.00
Drinks.....	26.00	Sundries.....	7.80
Medicine.....	1.00	Poll tax.....	2.00
Doctor's bills.....	1.00		
Insurance (3 months).....	6.00	Total.....	806.45

In addition to the doctor's bill as given above, the father had incurred a doctor's bill of \$8, which was paid by the lodge to which he belongs.

The clothing for the different members of the family is shown in the following statement:

## EXPENDITURES OF FAMILY NO. 107 FOR CLOTHING, 1908-9.

## MALES.

Article.	Father (age 42).		Son (age 9).		Article	Father (age 42).		Son (age 9).	
	Number.	Cost.	Number.	Cost.		Number.	Cost.	Number.	Cost.
Suit.....	1	\$12.00	1	\$5.00	Hat.....	1	\$1.50		
Suit.....			1	5.50	Cap.....			3	\$0.60
Overcoat.....	1	12.00	1	2.50	Collars.....	2	.25		
Shirts, white.....	1	.75			Neckties.....	4	1.00		
Shirts, colored.....	6	3.00			Gloves.....				.50
Overalls.....	3	1.50			Handkerchiefs.....		.50		.25
Underwear, shirts.....	3	1.35			Stockings.....	10	1.20	10	1.00
Underwear, drawers.....	2	1.00			Barbering.....		5.00		
Shoes.....	3	6.00	6	9.00	Waists.....			10	1.50
					Total.....		47.05		25.85



Following is the store account of this family for 19 days in May, 1909:

## STORE ACCOUNT OF FAMILY NO. 107, 1909 (19 DAYS).

Date.	Article.	Cost.	Date.	Article.	Cost.
May 1	Beef.....	\$0.12	May 10	Beef.....	\$0.12
	Cigarettes.....	.05		Crackers.....	.05
	Steak.....	.18		Frankforts.....	.12
	Beef.....	.14		Rice.....	.10
	Pressed ham.....	.12		Sausage.....	.10
	do.....	.12		Pie.....	.10
	Crackers.....	.06		Beef.....	.08
	Pork chops.....	.16		Cabbage.....	.05
	Cigarettes.....	.10		Beef.....	.08
	Sausage.....	.20	12	Crackers.....	.06
	Steak.....	.09		Milk.....	.04
	Cigarettes.....	.05		Rice.....	.07
	Bologna.....	.12		Pie.....	.05
	Milk.....	.04		Salt pork.....	.16
	Pressed ham.....	.12		Bologna.....	.12
4	Sausage.....	.10		Pie.....	.10
	Pie.....	.05		Potatoes.....	.05
	Milk.....	.07		Beef.....	.15
	Butter.....	.16		Cabbage.....	.05
	Cigarettes.....	.05	13	Steak.....	.10
	Pork.....	.16		Pork.....	.16
	Bologna.....	.12		Pie.....	.10
	Crackers.....	.10		Bread.....	.05
	Eggs.....	.13		Butter.....	.16
	Cabbage.....	.05		.....	.16
	Beef.....	.09	14	Milk.....	.04
	Cigarettes.....	.05		Pressed ham.....	.20
	Bologna.....	.13		Beef.....	.07
	Steak.....	.18		Cabbage.....	.05
	Butter.....	.12		Beef.....	.10
5	Crackers.....	.05	15	Salt pork.....	.13
	Meat.....	.03		Sausage.....	.13
	Crackers.....	.05		Beef.....	.11
	Steak.....	.09	16	Pork chops.....	.15
6	Rice.....	.04		Milk.....	.13
	Pork.....	.14		Pork.....	.15
	Pressed ham.....	.16		Bread.....	.05
	Crackers.....	.05		Beef.....	.15
	Bologna.....	.05		Cabbage.....	.05
	Milk.....	.04	17	Potatoes.....	.10
	Beef.....	.14		Steak.....	.18
	Milk.....	.07		Beef.....	.10
	Sausage.....	.05		Crackers.....	.06
	Milk.....	.07		Cabbage.....	.05
7	Sausage.....	.14		.....	.05
	Pork.....	.08		Bologna.....	.12
	Salt pork.....	.13	18	Salt pork.....	.13
	Cabbage.....	.05		Pressed ham.....	.13
	Crackers.....	.04		Pie.....	.10
	Candy.....	.01		Oranges.....	.05
	Crackers.....	.05		Pressed ham.....	.13
	Bologna.....	.12		Pie.....	.05
8	Beef.....	.15		.....	.10
	Pork chops.....	.16		Sausage.....	.07
	Sausage.....	.12		Crackers.....	.06
	Salt pork.....	.12		Pork chops.....	.13
	Steak.....	.18		Pressed ham.....	.13
	do.....	.09	19	Bread.....	.05
	Potatoes.....	.05		Crackers.....	.06
10	Beef.....	.10		Pork chops.....	.14
	.....	.10		Total.....	11.98
	Potatoes.....	.10			
	Cigarettes.....	.05			

In addition to the amount of the store account, this family also expended elsewhere each week 17 cents for coffee, 6 cents for tea, and 47 cents for bread. The average value of food consumed per week per man unit for the year covered was \$1.27.



## FAMILY NO. 108.

This family is Polish. They have been in this country 12 years. The husband is the only worker, but his earnings are far above the average. The membership, and the age, occupation, and earnings of the members of the family are as follows:

MEMBERSHIP AND INCOME OF FAMILY NO. 108, 1908-9.

Relationship.	Sex.	Age.	Occupation.	Indus-try.	Earn-ings during year.	Amount paid to family during year.
Husband.....	M.	40	Slubber.....	Cotton	\$527.80	\$527.80
Wife.....	F.	40	Housekeeper			
First child.....	M.	10	School			
Second child.....	M.	5	At home			
Third child.....	F.	4	do			
Fourth child.....	F.	1	do			
Two lodgers.....						1 72.00
Total.....						599.80

<sup>1</sup> Lodging at \$3 per month each.

The family has five rooms in a tenement house in which four families live. Four of the rooms are on the second floor, and the fifth one is an attic room on the third floor. The house is very dirty, and the kitchen floor was covered with cigarette stubs. The furnishings are very poor and consist of only the most necessary articles. The kitchen, which is also the general living room, is furnished with a table, stove, chairs, and a few cheap pictures. The bedrooms contain nothing but the beds and bedding.

The family was in good health during the year, the baby being the only member that was sick. It had the summer complaint. The amusements of the family are of the simplest kind.

The annual expenditures of the family were as follows:

EXPENDITURES OF FAMILY NO. 108, 1908-9.

Item.	Amount.	Item.	Amount.
Food.....	\$361.40	Church contributions.....	\$52.00
Rent.....	91.00	Stove repair.....	7.50
Clothing.....	73.31	Sundries.....	13.00
Fuel.....	13.00	Bedstead.....	4.00
Light.....	6.25	Mattress.....	2.00
Tobacco.....	13.00	Car fare.....	1.00
Drinks.....	52.00	Poll tax.....	2.00
Medicine.....	2.00		
Doctor's bills.....	4.00	Total.....	697.46

The children picked up a large part of the fuel, so that the expense for this was only \$13. The expenses exceeded the income by \$97.66. This was met by drawing from the bank money that they had saved in former years. The amount of their savings could not be learned.

The clothing purchased for the different members of the family is shown in the following table:

## EXPENDITURES OF FAMILY NO. 108 FOR CLOTHING, 1908-9.

## MALES.

Article.	Father (age 40).		Son (age 10).		Son (age 5).	
	Number.	Cost.	Number.	Cost.	Number.	Cost.
Trousers.....			4	\$2.40		
Shirts, white.....	1	\$0.50				
Shirts, colored.....	4	2.00	4	4.80		
Overalls.....	4	2.00				
Underwear, shirts.....	2	1.00				
Underwear, drawers.....	2	1.00				
Shoes.....	3	6.00	8	12.00	6	\$6.00
Hat.....	1	1.00				
Cap.....			2	1.00	2	.50
Collars.....	2	.25				
Neckties.....	1	.25				
Stockings.....				.50		.50
Barbering.....		5.00				
Waists.....			4	1.80	4	1.80
Total.....		19.40		17.50		7.80

## FEMALES.

Article.	Ready-made (material).	Not ready-made.					Total cost.
		Material.	Price per yard.	Number of yards.	Trim-mings.	Made at home.	
MOTHER (AGE 40).							
1 coat.....							\$5.50
1 waist.....	White						1.00
2 waists.....	Calico	\$0.07	8	\$0.20	Yes		.76
1 skirt.....	Wool						7.00
1 dress.....	Calico	.08	9	.10	Yes		.82
1 hat (summer).....							3.00
2 stockings.....							.25
2 shoes.....							3.00
4 handkerchiefs.....							.20
Total.....							21.53
DAUGHTER (AGE 4).							
4 dresses.....	Calico	.07	16	.20			1.32
12 stockings.....							1.20
3 shoes.....							1.50
Total.....							4.02
DAUGHTER (AGE 1)							
4 dresses.....	Calico	.08	12	.20			1.16
4 stockings.....							.40
3 shoes.....							1.50
Total.....							3.06

<sup>1</sup> Made at home.

A menu for five meals was obtained and is as follows:

May 19, 1909.

Breakfast: Pork chops, bread, butter, coffee.

Dinner: Beef soup, potatoes, bread.

Supper: Pork chops, bread, butter, coffee.

May 20, 1909.

Breakfast: Pork chops, sausage, bread, butter, coffee.

Dinner: Beef soup, potatoes, bread.

The grocery account for as long a period as could be obtained is as follows:

STORE ACCOUNT OF FAMILY NO. 108 FOR 1 WEEK IN MAY, 1909.

Date.	Article.	Cost.	Date.	Article.	Cost.
	FIRST STORE.			SECOND STORE.	
May 12	Pickles.....	\$0.02	May 12	Eggs.....	\$0.06
	Flour.....	.04		Sugar.....	.06
	Beef.....	.14		Crackers.....	.05
	Pork.....	.16		Tobacco.....	.05
	Beef.....	.19		Vinegar.....	.02
13	Eggs.....	.13		Cakes.....	.05
	Pie.....	.10		Milk.....	.07
	Cheese.....	.08		Ammonia water.....	.15
	Cookies.....	.05		.....	.05
	Cheese.....	.04		Crackers.....	.07
	Pork.....	.13		Cucumbers.....	.07
14	.....	.15		Cabbage.....	.04
	Salt.....	.05		Soap.....	.05
	.....	.19		Bread.....	.05
	Frankfurters.....	.12		.....	.02
	Sausage.....	.15		.....	.05
	Pressed ham.....	.13		.....	.05
17	Beef.....	.09		Crackers.....	.05
	Cakes.....	.05		.....	.06
	.....	.12		.....	.05
	Beef.....	.10		Soda.....	.05
	Frankfurters.....	.12		Cakes.....	.05
	Bologna.....	.12		Crackers.....	.05
	Cookies.....	.05		.....	.09
18	Pressed ham.....	.13		Eggs.....	.14
	Barley.....	.05		.....	.05
	Beef.....	.10		.....	.05
	Cookies.....	.05		.....	.05
	Pressed ham.....	.13			
	Frankfurters.....	.12			
19	Flour.....	.04			
	Beef.....	.08			
	Total.....	3.22		Total.....	1.69

The store accounts cover a period of 1 week at two stores. A total of \$4.91 was expended for food at the two stores. During the same period other articles were purchased as follows: Coffee, 35 cents; milk, 49 cents; flour, \$1; butter, 30 cents; a total of \$2.14, making with the \$4.91 expended at the stores a total expenditure of \$7.05 for the week. The average value of food consumed per week per man unit for the year covered was \$1.99.

FAMILY NO. 109.

This is an Italian family from north Italy. They had been in this country only 2 years. The membership, and the age, occupation, and earnings of the members are shown in the table following.



## MEMBERSHIP AND INCOME OF FAMILY NO. 109, 1908-9.

Relationship.	Sex.	Age.	Occupation.	Industry.	Earnings during year. <sup>1</sup>	Amount paid to family during year.
Husband.....	M.	52	Weaver.....	Cotton	\$135.00	\$135.00
Wife.....	F.	45	Housekeeper.....			300.00
First child.....	F.	20	Spooler.....	Cotton	300.00	300.00
Second child.....	F.	17	Weaver.....	do	194.86	194.86
Third child.....	M.	16	Doffer.....	do	270.00	270.00
Fourth child.....	M.	12	At school.....			
Fifth child.....	F.	10	do.....			
Sixth child.....	M.	8	do.....			
Total.....						899.86

<sup>1</sup> Estimated.

The names of the husband and the first and third children could not be identified on the pay rolls of the companies where they worked; so that the earnings entered for them are only estimates.

The family occupies four rooms in a tenement and lives on the second floor. The house is fairly neat and clean. The kitchen, which is also the general living room, is furnished with a table, stove, chairs, and with some curtains. The bedrooms open off from the kitchen; one has a dresser, the others have only the beds.

All of the members have good health except the mother, who suffers from rheumatism.

The diversions of this family are going to moving-picture shows and to church.

The annual expenditures are as follows:

## EXPENDITURES OF FAMILY No. 109, 1908-9.

Item.	Amount.	Item.	Amount.
Food.....	\$381.16	Doctor's bills.....	\$5.00
Rent.....	91.00	Church contributions.....	28.60
Clothing.....	288.33	Amusements.....	1.20
Fuel.....	42.00	Sundries.....	5.20
Light.....	6.75	Poll tax.....	2.00
Tobacco.....	18.20		
Drinks.....	52.00	Total.....	1 926.44
Medicine.....	5.00		

<sup>1</sup> This shows an excess of expenditures over income of \$26.58, probably due to the fact that the estimate of the income was too low.

The clothing for the different members of the family is shown in the following tables:

EXPENDITURES OF FAMILY NO. 109 FOR CLOTHING, 1908-9

MALES.

Article.	Father (age 52).		Son (age 16).		Son (age 12).		Son (age 8).	
	Num-ber.	Cost.	Num-ber.	Cost.	Num-ber.	Cost.	Num-ber.	Cost.
Suit.....	1	\$12.00	1	\$12.00	1	\$7.00	1	\$6.00
Overcoat.....	1	8.00	1	5.00	1	3.00	1	2.50
Trousers.....	1	2.00	1	2.00				
Shirts, white.....	1	.75	2	1.50				
Shirts, colored <sup>1</sup> .....	5	1.50	5	1.50	4	1.20	4	1.20
Overalls.....	2	1.00			3	.75	1	.25
Underwear, shirts.....	2	1.00	3	.75	3	.75	2	.50
Underwear, drawers.....	2	1.00	2	1.00				
Shoes.....	2	5.00	5	10.00	6	9.00	6	9.00
Hat.....	1	1.50	3	1.50	1	1.50	1	1.00
Cap.....			1	.50	2	.70	1	.35
Collars.....	2	.25	6	.75				
Neckties.....			3	.75				
Handkerchiefs.....		.60						
Muffler.....		1.50						
Belt.....		.40						
Barbering.....		6.40		1.20				
Stockings.....		1.20		1.40				
Watch.....				16.00				
Total.....		44.10		55.85		23.90		20.80

FEMALES.

Article.	Ready-made (material).	Not ready-made.					Total cost.
		Material.	Price per yard.	Number of yards.	Trim-mings.	Made at home.	
MOTHER (AGE 45).							
1 coat.....							\$5.00
1 dress.....		Wool.....	\$0.40	8	\$0.20		5.90
4 dresses.....		Cotton.....	.10	32	.40	Yes.	3.60
4 petticoats.....		do.....	.10	24		Yes.	2.40
4 drawers.....	Wool.....						4.00
4 winter underwear (shirts).....	do.....						4.00
Hat (shawl).....							2.50
6 stockings.....							1.50
Jewelry (ring).....							6.00
Handkerchiefs.....							.60
Total.....							35.50
DAUGHTER (AGE 20).							
1 suit.....	Wool.....						16.00
1 waist.....	Flannelette.....		.10	3	.10	Yes.	.40
Do.....	Flannel.....		.25	3	.10	Yes.	.85
1 skirt.....	do.....		.25	5		Yes.	1.25
2 dresses.....	Lawn.....		.15	18	.20	Yes.	2.90
2 petticoats.....	Cotton.....		.10	10		Yes.	1.00
4 drawers.....	do.....		.10	10			1.00
3 corsets.....							1.50
3 corset covers.....							.75
4 winter underwear (shirts).....							2.00
1 hat (summer).....							3.50
1 hat (winter).....							4.00
4 stockings.....							1.00
4 shoes.....							3.00
Ribbons, etc.....							1.50
Total.....							45.65

<sup>1</sup> Made at home.

## EXPENDITURES OF FAMILY NO. 109 FOR CLOTHING, 1908-9—Concluded.

## FEMALES—Concluded.

Article.	Ready-made (material).	Not ready-made.					Total cost.
		Material.	Price per yard.	Number of yards.	Trim-mings.	Made at home.	
DAUGHTER (AGE 17).							
1 suit.....	Wool.....						\$16.00
1 waist.....		Flannelette.....	\$0.10	2½	\$0.10	Yes.	.35
Do.....		Flannel.....	.25	2½	.10	Yes.	.73
1 skirt.....		do.....	.25	5		Yes.	1.25
2 dresses.....		Lawn.....	.15	16	.20	Yes.	2.60
2 petticoats.....		Cotton.....	.10	10		Yes.	1.00
3 drawers.....		do.....	.10	7½			.75
3 corsets.....							1.50
3 corset covers.....							.75
4 winter underwear (shirts).....							1.00
1 hat (summer).....							3.50
1 hat (winter).....							4.00
4 stockings.....							1.00
4 shoes.....							8.00
Ribbons, etc.....							1.51
Total.....							43.93
DAUGHTER (AGE 10).							
1 dress.....	Wool.....						5.00
3 dresses.....		Lawn.....	.15	12	.30	Yes.	2.10
3 petticoats.....		Cotton.....	.10	4½		Yes.	.45
3 drawers.....	Cotton.....						.75
2 winter underwear (shirts).....							.50
1 hat (summer).....							1.25
1 hat (winter).....							.75
8 stockings.....							.80
6 shoes.....							6.00
Ribbons, etc.....							1.00
Total.....							18.00

The family pays cash for its groceries, so that a store account could not be obtained. The average value of food consumed per week per man unit for the year covered was \$1.20. The menu for five meals is as follows:

May 25, 1909.

Breakfast: Fried eggs, coffee, bread, milk.  
 Dinner: Roast beef, macaroni, bread, coffee, milk, bananas.  
 Supper: Beefsteak, fish, bread, oranges, beer.

May 26, 1909.

Breakfast: Eggs, bread, coffee, milk.  
 Dinner: Roast beef, bread, coffee, milk.  
 Beer is used every night for supper.



FAMILY NO. 110.

This is an Italian family from North Italy. They had been in this country 4 years. The membership and the age and earnings of the members are shown by the following table:

MEMBERSHIP AND INCOME OF FAMILY NO. 110, 1908-9.

Relationship.	Sex.	Age.	Occupation.	Indus-try.	Earn-ings during year.	Amount paid to family during year.
Husband.....	M.	54	Weaver.....	Cotton	\$344.59	\$344.59
Wife.....	F.	52	Housekeeper.....			
First child.....	F.	11	At school.....			
Second child.....	M.	8	do.....			
Total.....						

The family occupies four rooms in a tenement. Three are used for sleeping, and the fourth is the kitchen and general living room. The house is neat and well cared for. The kitchen is furnished with a table, chairs, a couch, a range, and an oil stove. The windows have curtains. The bedrooms are furnished with the beds and bedding and in one of the rooms is a clock and a few small figures of different saints.

None of the members of the family had been sick, so there was no expense for doctor. The amusements are simple, the moving-picture shows being visited occasionally.

The annual expenditures were as follows:

EXPENDITURES OF FAMILY NO. 110, 1908-9.

Item.	Amount.	Item.	Amount.
Food.....	\$262.08	Church contributions.....	\$15.60
Rent.....	78.00	Amusements.....	2.60
Clothing.....	59.03	Furniture.....	14.00
Fuel.....	6.24	Sundries.....	5.20
Light.....	6.24	Poll tax.....	2.00
Drinks.....	58.50	Total.....	519.49
Medicine.....	6.00		
Newspapers.....	4.00		

Only \$6.24 worth of fuel was purchased. The children picked up the rest. The expenses exceed the income by \$174.90. This was met, it was said, from savings of other years.

The following table shows the clothing purchased for the different members of the family. Some clothing was brought from Italy.

## EXPENDITURES OF FAMILY NO. 110 FOR CLOTHING, 1908-9.

## MALES.

Article.	Father (age 54).		Son (age 8).		Article.	Father (age 54).		Son (age 8).	
	Number.	Cost.	Number.	Cost.		Number.	Cost.	Number.	Cost.
Suit.....			1	\$1.75	Shoes.....	3	\$6.00	8	\$10.00
Overcoat.....			1	2.00	Hat.....	1	1.50		
Trousers.....	3	\$3.00	2	.75	Cap.....				.10
Shirts, white.....	1	.50			Stockings.....		.75		1.60
Shirts, colored <sup>1</sup> .....	2	1.00	2	.50	Total.....		16.45		16.70
	2	.70							

## FEMALES.

Article.	Ready-made (material).	Not ready-made.					Total cost.
		Material.	Price per yard.	Number of yards.	Trim-mings.	Made at home.	
MOTHER (AGE 52).							
2 waists <sup>2</sup> .....	White.....						\$1.50
1 skirt.....		Wool.....	\$0.75	3½	\$0.05		4.18
1 petticoat.....	Black.....					\$1.50	.50
1 shoes.....							1.50
Total.....							7.68
DAUGHTER (AGE 11).							
1 coat.....	Wool.....						3.00
4 dresses.....		Gingham.....	.06	20	.20	Yes.	1.40
2 petticoats.....		Cotton.....	.10	5		Yes.	.50
1 hat (summer).....							3.00
1 hat (winter).....							1.50
2 stockings.....							.30
6 shoes.....							7.50
Ribbons, etc.....							1.00
Total.....							18.20

<sup>1</sup> Made at home.<sup>2</sup> An additional shirt waist was given to her.

In addition to the items shown for clothing the daughter received as a present a sailor suit, the value of which was \$6.50, and the family brought goods for dresses, together with other articles of clothing, from Italy.

Cash was paid for all the groceries, so that no store account could be obtained. The average value of food consumed per week per man unit for the year covered was \$1 74. A menu for five meals is as follows:

*May 27, 1909.*

Breakfast: Fried eggs, bread, butter, coffee, sugar, milk (for coffee).

Dinner: Macaroni with eggs, meat stew with potatoes and onions, bread, butter, cheese.

Supper: Meat stew (left from dinner), bread, butter, beer.

*May 28, 1909.*

Breakfast: Steak, bread, butter, coffee, sugar, milk (for coffee).

Dinner: Macaroni with beans, bread, potatoes, cheese.

Beer is used every night for supper.





---

---

CHAPTER IV.

---

PREVAILING STANDARDS OF LIVING AMONG COTTON-  
MILL WORKERS IN FALL RIVER, MASS.

---

---





## CHAPTER IV.

### PREVAILING STANDARDS OF LIVING AMONG COTTON-MILL WORKERS IN FALL RIVER, MASS.

#### THE MINIMUM STANDARD OF LIVING.

In studying the budgets and manner of living of the Fall River families similar variations in standards were found to those already seen in the southern families studied. In Fall River, just as in the South, it was therefore deemed advisable to attempt to determine by a comparison of the family budgets in detail the smallest amount upon which families were living and apparently maintaining physical efficiency.

#### FOOD.

For the Fall River families, as for the southern families studied, it is desirable to have available for purposes of comparison the cost of some moderate priced dietary of known food value.

While it might have been preferable to present for this purpose a distinctly northern dietary, the articles of food of the Atlanta Federal prison already given (p. 134) are sufficiently common to workingmen's families to make it of value in studying the food expenditures of Fall River families.

The following table gives the retail prices and cost at Fall River, Mass., of the different articles entering into the diet. The value of the prison dietary presented is that it serves to furnish a clear idea of one dietary of known food value that can be purchased for a known amount.

RETAIL PRICES AND COST OF MINIMUM FOOD ALLOWANCE (DIETARY OF ATLANTA FEDERAL PRISON) IN FALL RIVER, MASS.

Articles.	Ounces allowed per man per week (Atlanta Federal prison)	Unit of price.	Retail price.	Cost of allowance.
Apples, evaporated.....	1.0892	Pound.....	\$.15	\$.0102
Baking powder.....	.1694	12-ounce can.....	.25	.0035
Beans, navy.....	3.8088	Pound.....	.06 $\frac{1}{2}$	.0159
Beef.....	33.2559	do.....	1.17	.3533
Butter.....	9.2564	do.....	.32	.1851
Coffee.....	4.1641	do.....	.20	.0521
Collards <sup>1</sup> .....	14.5124	do.....	.05	.0454
Corn meal.....	4.5370	do.....	.03 $\frac{1}{2}$	.0099
Corn starch.....	.1507	do.....	.10	.0009
Crackers.....	.1507	do.....	.10	.0009

<sup>1</sup> 14 to 20 cents.

<sup>2</sup> Collards are not used in the North. Spinach is substituted.

## RETAIL PRICES AND COST OF MINIMUM FOOD ALLOWANCE (DIETARY OF ATLANTA FEDERAL PRISON) IN FALL RIVER, MASS.—Concluded.

Articles.	Ounces allowed per man per week (Atlanta Federal prison).	Unit of price.	Retail price.	Cost of allowance.
Eggs.....	2. 0016	Dozen (1½ pounds)	\$0. 32	\$0. 0267
Fish, white.....	5. 8093	Pound.....	. 05	. 0182
Flour.....	105. 0584	Sack (49 pounds)...	2. 00	. 2680
Ginger.....	. 0037	2 ounces.....	. 05	. 0001
Grits.....	3. 4646	Pound.....	. 04	. 0087
Ham.....	. 3906	do.....	. 20	. 0049
Lard.....	3. 0592	do.....	. 15	. 0287
Lemons.....	1. 0007	Dozen.....	. 20	. 0001
Lemon extract.....	. 0060	4 ounces.....	. 20	. 0003
Liver.....	4. 2360	Pound.....	. 10	. 0265
Milk.....	28. 1056	Gallon (8 pounds)...	. 28	. 0613
Nutmegs.....	. 0120	Ounce.....	. 07	. 0008
Oat meal.....	2. 0765	Pound.....	. 05	. 0065
Onions.....	10. 8216	do.....	. 05	. 0338
Peaches, evaporated.....	1. 2103	do.....	. 15	. 0113
Pork, fresh.....	6. 0272	do.....	<sup>2</sup> . 15	. 0565
Pork, salt.....	4. 3543	do.....	. 14	. 0381
Potatoes, Irish.....	30. 7775	Peck (15 pounds)...	. 40	. 0513
Potatoes, sweet.....	93. 9605	Peck (13½ pounds)...	. 25	. 1068
Prunes.....	3. 3817	Pound.....	. 12	. 0254
Raisins.....	. 8714	do.....	. 12	. 0065
Rice.....	. 4834	do.....	. 10	. 0030
Salt, fine.....	4. 6357	Sack (4 pounds)...	. 05	. 0036
Sausage, bologna.....	. 2494	Pound.....	. 10	. 0016
Sausage, wiener.....	3. 5923	do.....	. 10	. 0225
Sugar, granulated.....	12. 4726	do.....	. 06	. 0468
Sirup.....	3. 3760	Gallon (10 pounds)	. 55	. 0116
Soda.....	. 0484	4 ounces.....	. 05	. 0006
Tapioca.....	. 2420	Pound.....	. 10	. 0015
Tea.....	. 2659	do.....	. 40	. 0066
Tomatoes.....	7. 6032	3-pound can.....	. 15	. 0238
Vinegar.....	. 0139	Gallon.....	. 20	. 0023
Vanilla extract.....	. 0060	4 ounces.....	. 20	. 0003
Yeast.....	. 8885	3 ounces.....	. 05	. 0148
Total cost.....				1. 5972

<sup>1</sup> Dozen.<sup>2</sup> 12½ to 18 cents.

It is found to cost per man unit for a man engaged at moderate muscular work \$1.60 per week. The table on page 178, makes it possible to compare the food expenditure of the 14 Fall River families with this cost, and by using the number of man units per family shown in that table the cost of that diet for each family per year can be computed.

## CLOTHING.

The method of determining the minimum requirement of clothing for different individuals is the same as that used in the discussion of the southern families. For the same reasons as given there the minimum expenses for clothing was not always adopted as the minimum amount, for some individuals are unquestionably underclad. For the most part the clothing represents that actually worn by individuals of the different age groups although it was necessary here, as in the South, to add or take away some essential or nonessential article, as the case might be.



The following table shows the articles estimated as necessary for the individuals of the different groups and their cost:

QUANTITY AND COST OF CLOTHING FOR A YEAR, ACCORDING TO SEX AND AGE—  
MINIMUM STANDARD.

Males.	Amount.	Females.	Amount.
<b>Father:</b>		<b>Mother:</b>	
1 suit.....	\$8.00	1 shawl.....	\$2.00
1 overcoat.....	4.00	5 calico waists.....	1.20
1 trousers.....	1.75	Wool skirt.....	3.00
5 colored shirts.....	2.50	3 calico skirts.....	1.20
2 winter underwear.....	2.00	2 flannelette petticoats.....	1.20
Overalls.....	.80	2 drawers.....	.40
Hat.....	.50	Winter undershirts.....	.70
Suspenders.....	.25	Hat or head covering.....	1.00
Socks.....	.50	Stockings.....	1.50
Shoes.....	3.50	Shoes.....	3.00
	23.80	Mittens.....	.25
			15.45
<b>Sons, 17 years and over:</b>		<b>Daughters, 17 years and over:</b>	
1 suit.....	8.00	1 shawl.....	2.00
1 overcoat.....	4.00	Wool skirt.....	5.00
1 trousers.....	1.75	2 flannelette waists.....	1.00
5 colored shirts.....	2.50	2 calico waists.....	.55
2 winter underwear.....	2.00	3 calico skirts.....	1.25
Overalls.....	.80	2 flannelette petticoats.....	1.20
Hat.....	.50	2 cotton petticoats.....	1.00
Suspenders.....	.25	2 drawers.....	.40
Socks.....	1.00	Winter undershirts.....	.70
Shoes.....	7.00	Hat or head covering.....	1.00
	27.80	Stockings.....	2.00
		Shoes.....	7.50
		Mittens.....	.25
			23.85
<b>Sons, 14, 15, and 16 years:</b>		<b>Daughters, 14, 15, and 16 years:</b>	
1 suit.....	4.50	1 wrap.....	2.00
1 overcoat.....	3.00	Wool skirt.....	3.00
3 trousers.....	1.50	2 flannelette waists.....	1.00
3 colored shirts.....	1.50	2 calico waists.....	.55
Winter underwear.....	2.00	3 calico skirts.....	1.05
Caps.....	.50	2 flannelette petticoats.....	.80
Suspenders.....	.25	2 cotton petticoats.....	.65
Socks.....	1.50	2 drawers.....	.30
Shoes.....	6.00	Winter undershirts.....	.50
	20.75	Hats or head covering.....	1.00
		Stockings.....	2.00
		Shoes.....	7.50
		Mittens.....	.25
			20.60
<b>Sons, 10, 11, 12, and 13 years:</b>		<b>Daughters, 10, 11, 12, and 13 years:</b>	
1 suit.....	4.00	1 wrap.....	2.00
1 overcoat.....	3.00	3 gingham dresses.....	2.10
Overalls.....	.50	3 flannelette dresses.....	2.60
4 colored shirts.....	1.00	2 cotton petticoats.....	.80
Winter underwear.....	.50	2 drawers.....	.25
Caps.....	.25	Winter undershirts.....	.50
Stockings.....	1.50	Hats or head covering.....	1.00
Shoes.....	6.00	Stockings.....	1.50
	16.75	Shoes.....	7.50
		Mittens.....	.25
			18.50
<b>Sons, 6, 7, 8, and 9 years:</b>		<b>Daughters, 6, 7, 8, and 9 years:</b>	
1 suit.....	1.75	1 wrap.....	1.50
Overcoat.....	2.00	3 gingham dresses.....	1.50
2 trousers.....	.75	3 flannelette dresses.....	1.95
Shirts or waists.....	.50	2 cotton petticoats.....	.40
Winter underwear.....	.50	2 drawers.....	.30
Caps.....	.25	Winter undershirts.....	.50
Stockings.....	1.50	Cap.....	.50
Shoes.....	6.00	Hat.....	.50
	13.25	Stockings.....	1.50
		Shoes.....	7.50
		Mittens.....	.10
			16.25



QUANTITY AND COST OF CLOTHING FOR A YEAR, ACCORDING TO SEX AND AGE—  
MINIMUM STANDARD—Concluded.

Males.	Amount.	Females.	Amount.
<b>Sons, 3, 4, and 5 years:</b>		<b>Daughters, 3, 4, and 5 years:</b>	
1 suit.....	\$1.50	1 wrap.....	\$0.75
3 trousers.....	.75	4 calico dresses.....	1.20
4 waists.....	.60	2 flannelette dresses.....	.80
Winter underwear.....	.40	2 flannelette petticoats.....	.60
Cap.....	.25	2 drawers.....	.15
Stockings.....	1.00	Cap.....	.50
Shoes.....	4.50	Stockings.....	1.00
		Shoes.....	4.50
	9.00		9.50
<b>Children, 2 years and under:</b>			
3 calico dresses.....			.57
3 flannelette dresses.....			.75
3 flannelette petticoats.....			.38
Stockings.....			.50
Shoes.....			1.50
			3.70

In determining the minimum amount for rent, fuel, and light, the amounts actually paid by the families studied is taken as the guide.

**RENT.**

One family obtained rent for \$4.33 per month. This family lived in what might be termed attic rooms. It would be impossible for any considerable number of families to obtain quarters like these, so this sum can not be adopted for the minimum standard. Another family paid \$6.50 per month. Though this is less than most of the families studied paid, there is a large number of tenements where the rent would not be more than this. The sum of \$78 per year is therefore adopted as the minimum amount of rent.

**FUEL.**

Because of not being able to tell whether or not the families were extravagant in the use of fuel or whether they did not have fuel enough, the average of all the families, excluding those using gas and the two that picked up most of their coal, is taken as the amount for the minimum standard. This average is \$36.50.

**LIGHT.**

A number of the families using lamps for light used \$6.25 worth of kerosene. None used less, so this amount is adopted for the minimum standard. This is less than the amount allowed in the South. In the North they do not use as much oil in kindling the fires as they do in the South.

SUNDRIES.

The same amount is allowed for sundries as in the South, \$8.50. Some of the families spent less than this, but these houses would have been in better condition if more had been spent for this purpose.

COST OF ALL ARTICLES, MINIMUM STANDARD.

The following table shows the minimum cost of food and clothing for different individuals, arranged according to age and sex. From this the cost of food and clothing for any particular family can easily be computed.

COST OF FOOD AND CLOTHING FOR A YEAR, ACCORDING TO SEX AND AGE—MINIMUM STANDARD.

Sex and age.	Food.	Clothing.	Total.
Father.....	\$83.20	\$23.80	\$107.00
Mother.....	66.56	15.45	82.01
Males:			
17 years and over.....	83.20	27.80	111.00
15 and 16 years.....	74.88	20.75	95.62
14 years.....	66.56	20.75	87.31
13 years.....	66.56	16.75	83.31
12 years.....	58.24	16.75	74.99
10 and 11 years.....	50.52	16.75	67.27
6 to 9 years.....	41.60	13.25	54.85
3 to 5 years.....	33.28	9.00	42.28
Females:			
17 years and over.....	66.56	23.85	90.41
15 and 16 years.....	66.56	20.60	87.16
14 years.....	58.24	20.60	78.84
13 years.....	58.24	18.50	76.74
10 to 12 years.....	50.52	18.50	69.02
6 to 9 years.....	41.60	16.25	57.85
3 to 5 years.....	33.28	9.50	42.78
Children:			
2 years.....	33.28	3.70	36.98
Under 2 years.....	24.96	3.70	28.66

To the cost of food and clothing can be added the minimum cost of rent, fuel, light, and sundries. These do not vary with the size of the family, or if so, but slightly. These are:

Rent.....	\$78.00
Fuel.....	36.50
Light.....	6.25
Sundries.....	8.50
Total.....	129.25

The cost of the minimum standard for a normal family, a family consisting of father, mother, and three children—a girl of 10, a boy of 6, and a boy of 4—will be as follows:

COST OF FOOD AND CLOTHING FOR ONE YEAR FOR MEMBERS OF A TYPICAL NORMAL FAMILY—MINIMUM STANDARD.

	Food.	Clothing.	Total.
Father.....	\$33.20	\$23.80	\$107.00
Mother.....	66.56	15.45	82.01
Girl 10 years.....	50.52	18.50	69.02
Boy 6 years.....	41.60	13.25	54.85
Boy 4 years.....	33.28	9.00	42.28
Total.....	275.16	80.00	355.16

The cost of food and clothing for this family is \$355.16. Rent, fuel, light, and sundries are \$129.25. The total cost of the minimum standard for the family is \$484.41.

THE FAIR STANDARD OF LIVING.

FOOD.

It was found in the South that 23 cents per man per week, added to the cost of the minimum standard, gave a sufficient allowance for food for the fair standard. The cotton-mill workers in Fall River are engaged in the same kind of work as those of the South and under conditions that vary but little. The requirements for food caused by the occupation are practically the same in both places. For the fair standard in Fall River 22 cents per man per week is added to the minimum standard. This makes the cost of the fair standard in Fall River \$1.82 per man per week. This amount will not be regarded as a fair standard by some of the English, Irish, and Canadian French families and is less than they spend on food, but it is more than most of the other workers give for this item.

CLOTHING.

In determining the fair standard for clothing it was not desirable to adopt a standard different from that adopted for the South, except in so far as climatic conditions require changes. This fair standard, however, will not be considered fair by the English and Irish, since it is lower than the standard that generally prevails among them. For the majority of workers it will be considered fair.



The following lists show the amount of clothing adopted as the fair standard for the Fall River families. For the most part the lists represent clothing actually worn by different individuals, which were necessary to keep the standard uniform.

QUANTITY AND COST OF CLOTHING FOR A YEAR, ACCORDING TO SEX AND AGE—FAIR STANDARD.

Males.	Amount.	Females.	Amount.
<b>Father:</b>		<b>Mother:</b>	
1 suit.....	\$12.00	1 coat.....	\$5.00
1 overcoat <sup>1</sup> .....	6.00	1 waist, wool.....	1.60
2 trousers.....	3.00	1 skirt, wool.....	6.25
Light shirt.....	1.00	4 gingham dresses.....	3.80
6 colored shirts.....	3.00	1 lawn dress.....	1.45
3 overalls.....	1.50	2 cotton petticoats.....	1.00
Winter underwear.....	2.00	4 drawers.....	.65
Summer underwear.....	2.00	2 suits underwear.....	2.00
3 shoes.....	7.00	Summer hat.....	2.00
Socks.....	2.50	Winter hat.....	2.00
2 hats.....	3.00	Stockings.....	2.00
Collars.....	.50	Shoes.....	4.00
Neckties.....	.50	Handkerchiefs.....	.25
Suspenders.....	.25	Lisle gloves.....	.50
Handkerchiefs.....	.30	Mittens.....	.25
Barbering.....	1.20	Sateen petticoat.....	1.00
	45.75		33.75
<b>Sons, 17 years and over:</b>		<b>Daughters, 17 years and over:</b>	
1 suit.....	12.00	1 coat.....	5.00
1 overcoat <sup>1</sup> .....	6.00	1 suit.....	15.00
2 trousers.....	6.00	4 white waists.....	4.00
Light shirts.....	1.00	3 gingham waists.....	1.20
6 colored shirts.....	3.00	3 gingham skirts.....	1.80
Winter underwear.....	2.00	1 gingham dress.....	1.00
Summer underwear.....	2.00	1 lawn dress.....	2.50
2 hats.....	3.00	1 white dress.....	4.50
6 collars.....	.75	2 cotton petticoats.....	2.00
Neckties.....	.50	1 sateen petticoat.....	1.00
Suspenders.....	.25	4 drawers.....	.80
Handkerchiefs.....	.30	2 corsets.....	2.00
Gloves.....	1.00	2 corset covers.....	.50
Socks.....	2.50	Winter undershirts.....	.50
Shoes.....	9.00	Summer hat.....	3.00
Barbering.....	1.20	Winter hat.....	3.75
	50.50	Stockings.....	2.00
		Shoes.....	9.00
		Handkerchiefs.....	1.00
		Gloves.....	1.00
		Mittens.....	.25
		Ribbons, belts, etc.....	2.00
			63.80
<b>Sons, 14, 15, and 16 years:</b>		<b>Daughters, 14, 15, and 16 years:</b>	
2 suits.....	12.00	1 suit.....	5.00
Overcoat.....	6.00	1 coat.....	4.00
2 light shirts.....	2.00	3 lawn waists.....	1.45
4 colored shirts.....	2.00	3 gingham waists.....	1.05
2 overalls.....	1.00	3 gingham skirts.....	1.65
Winter underwear.....	2.00	1 lawn dress.....	1.65
Summer underwear.....	1.00	2 flannelette petticoats.....	1.00
3 hats.....	1.50	1 cotton petticoat.....	.70
6 collars.....	.75	3 drawers.....	.50
Neckties.....	.50	3 corsets.....	1.50
Suspenders.....	.25	2 corset covers.....	.50
Gloves.....	.50	Summer hat.....	2.00
Socks.....	2.50	Winter hat.....	2.00
Shoes.....	9.00	Underwear.....	.50
Handkerchiefs.....	.25	Handkerchiefs.....	.50
Barbering.....	1.20	Gloves.....	.50
	42.45	Stockings.....	2.00
		Shoes.....	9.00
		Belts, ribbons, etc.....	1.50
			37.00

<sup>1</sup>Cost \$12, wear two years.

## QUANTITY AND COST OF CLOTHING FOR A YEAR, ACCORDING TO SEX AND AGE—FAIR STANDARD—Concluded.

Males.	Amount.	Females.	Amount.
<b>Sons, 10, 11, 12, and 13 years:</b>		<b>Daughters, 10, 11, 12, and 13 years:</b>	
2 suits.....	\$10.00	1 coat.....	\$2.00
Overcoat.....	3.00	1 wool dress.....	2.00
4 trousers.....	2.00	5 gingham dresses.....	3.65
6 shirts.....	1.80	1 lawn dress.....	.75
Underwear.....	1.00	2 white petticoats.....	.80
Hat.....	.50	2 flannelette petticoats.....	1.00
Cap.....	.25	4 drawers.....	.40
Neckties.....	.25	Underwear.....	.50
Suspenders.....	.25	Summer hat.....	1.00
Stockings.....	2.50	Winter hat.....	1.50
Shoes.....	9.00	Stockings.....	2.00
	30.55	Shoes.....	9.00
		Ribbons, etc.....	.50
		Mittens.....	.25
			25.35
<b>Sons, 6, 7, 8, and 9 years:</b>		<b>Daughters, 6, 7, 8, and 9 years:</b>	
1 suit.....	3.50	1 coat.....	2.00
1 overcoat.....	2.50	2 white dresses.....	2.00
4 waists.....	1.20	4 calico dresses.....	1.40
1 overalls.....	.25	1 flannelette dress.....	.50
4 trousers.....	1.00	2 cotton petticoats.....	.60
Stockings.....	1.50	2 flannelette petticoats.....	1.00
Shoes.....	6.00	3 drawers.....	.25
Hat.....	.50	Summer hat.....	.50
Cap.....	.25	Winter hat.....	.50
Underwear.....	.50	Stockings.....	1.50
Neckties.....	.25	Shoes.....	6.00
	17.45	Ribbons, etc.....	.50
		Mittens.....	.10
			16.85
<b>Sons, 3, 4, and 5 years:</b>		<b>Daughters, 3, 4, and 5 years:</b>	
Overcoat.....	2.50	1 coat.....	2.00
Coat.....	1.00	6 calico dresses.....	1.15
4 trousers.....	1.00	1 flannelette dress.....	.40
6 waists.....	1.50	2 flannelette petticoats.....	.60
Underwear.....	.50	1 white petticoat.....	.25
Shoes.....	6.00	4 drawers.....	.30
Stockings.....	1.00	Hat.....	.50
Caps.....	.75	Hat.....	.50
Neckties.....	.25	Stockings.....	1.00
	14.50	Shoes.....	6.00
		Underwear.....	.50
			13.20
<b>Children, 2 years and under:</b>			
5 calico dresses.....			1.20
2 flannelette dresses.....			.65
2 flannelette petticoats.....			.60
3 white petticoats.....			.50
Baby cap.....			.75
Stockings.....			.60
Shoes.....			2.00
			6.30



The following table shows the amounts actually spent on clothing by the members of the different age groups:

EXPENDITURE FOR CLOTHING FOR THE YEAR FOR THE INDIVIDUAL MEMBERS OF EACH FAMILY.

Expenditure for father.		Expenditure for mother.		Expenditure for male children of each age group.									
				17 years and over		14, 15, and 16 years.		10, 11, 12, and 13 years.		6, 7, 8, and 9 years.		3, 4, and 5 years.	
Family number.	Am't	Family number.	Am't.	Family number.	Am't.	Family number.	Am't.	Family number.	Am't.	Family number.	Am't.	Family number.	Am't
97	\$20.90	97	\$14.32	100	\$81.50	99	\$58.00	97	\$30.80	97	\$19.00	106	\$2.85
99	34.25	98	12.14	103	25.75	100	53.80	97	30.55	101	28.05	108	7.80
101	21.00	99	54.51			101	47.10	102	12.45	106	4.45		
102	29.75	100	13.28			102	16.00	103	12.95	107	25.85		
103	5.20	101	.89			104	32.25	104	33.00	109	20.80		
104	34.05	102	9.50			105	57.35	104	21.95	110	16.70		
105	62.70	103	4.88			106	13.90	108	17.50				
106	27.05	104	30.74			106	15.15	109	23.90				
107	47.05	105	18.80			109	55.85						
108	19.40	106	10.68										
109	44.10	107	40.00										
110	16.45	108	21.53										
		109	35.50										
		110	7.68										
Average.	30.16		19.60		53.63		38.82		22.89		19.14		5.33

Expenditure for female children of each age group.										Children under 3 years	
17 years and over.		14, 15, and 16 years.		10, 11, 12, and 13 years.		6, 7, 8, and 9 years		3, 4, and 5 years.			
Family number.	Amount.	Family number.	Amount.	Family number.	Amount.	Family number.	Amount.	Family number.	Amount.	Family number.	Amount.
99	\$103.40	97	\$38.72	99	\$41.93	102	\$13.50	97	\$12.62	97	\$4.48
99	106.80	97	38.72	101	17.80	102	13.50	99	28.12	106	1.82
100	82.45	104	53.85	101	24.23			103	9.20	108	3.06
100	84.25	107	47.90	109	18.60			108	4.02		
100	84.10			110	18.20						
102	38.27										
103	19.86										
106	25.30										
107	93.55										
109	45.65										
109	43.93										
Average.	66.14		44.80		24.15		13.50		13.49		3.12

DOCTOR AND MEDICINE.

The table on page 184 shows that a fair standard of living must allow for medicines and doctor. It is difficult to arrive at the proper amount to allow for this purpose, for one of the families had unusual sickness, the amount being \$131 per member, while two other families employed the city doctor, so that the amounts given for them do not represent all of the sickness. If the family that spent \$131



per member be excluded, the average for the other families having sickness is \$2.33. This amount is adopted for the fair standard, even though it does not include sickness attended by the city physician.

#### INSURANCE.

The same allowance for insurance is made for the North as for the South, viz, 10 cents a week for the parents and 5 cents a week for each of the children.

#### AMUSEMENTS AND RECREATION.

The same allowance is made for recreation and amusements as in the South. This is 15 cents per week for each of the members of the family 16 years old or over. The English, Irish, and Canadian French families spent more than this sum, but the other workers spent considerably less.

#### TOBACCO AND LIQUORS.

An allowance of 10 cents per week for the father is made for tobacco. This amount seems sufficient. Some of the families spent more than this, but for most of them 10 cents per week will provide a fair allowance.

All of the Portuguese, Polish, and Italian families use beer, but the fair standard is not made to include anything for this.

#### SCHOOL AND CHURCH.

The State furnishes the school books for all pupils attending the public schools, so that the standard does not have to include an allowance for this purpose.

As has been said, the families studied are of the Catholic faith. They are expected or required to pay 10 cents per week for each of the adults attending church. The fair standard must include an allowance for this. An allowance of 10 cents per week for each member of the family 16 years old or over is made.

#### COST OF MAINTENANCE OF INDIVIDUALS, BY FAIR STANDARD.

Each of the articles discussed up to this point entering into the fair standard are of such a character that the total expense for any given family depends upon the size of the family and the age of the members. The following table shows the cost of these articles for the different individuals:

COST OF MAINTENANCE FOR A YEAR FOR INDIVIDUALS OF VARIOUS AGES FOR THOSE THINGS THAT VARY WITH THE SIZE OF THE FAMILY—FAIR STANDARD.

Sex and age.	Food.	Cloth- ing.	Doctor and medi- cine.	Insur- ance.	Amuse- ments.	To- bacco.	Church.	Total.
Father.....	\$94.64	\$45.75	\$2.33	\$5.20	\$7.80	\$5.20	\$5.20	\$166.12
Mother.....	75.71	33.75	2.33	5.20	7.80	.....	5.20	129.99
Males:								
17 years and over.....	94.64	50.50	2.33	2.60	7.80	.....	5.20	163.07
16 years.....	86.17	42.45	2.33	2.60	7.80	.....	5.20	146.55
15 years.....	86.17	42.45	2.33	2.60	.....	.....	.....	133.55
14 years.....	75.71	42.45	2.33	2.60	.....	.....	.....	123.09
13 years.....	75.71	30.55	2.33	2.60	.....	.....	.....	111.19
12 years.....	66.24	30.55	2.33	2.60	.....	.....	.....	101.72
10 and 11 years.....	56.78	30.55	2.33	2.60	.....	.....	.....	92.26
6 to 9 years.....	47.32	17.45	2.33	2.60	.....	.....	.....	69.70
3 to 5 years.....	37.85	14.50	2.33	2.60	.....	.....	.....	57.28
Females:								
17 years and over.....	75.71	63.80	2.33	2.60	7.80	.....	5.20	157.44
16 years.....	75.71	37.00	2.33	2.60	7.80	.....	5.20	130.64
15 years.....	75.71	37.00	2.33	2.60	.....	.....	.....	117.64
14 years.....	66.24	37.00	2.33	2.60	.....	.....	.....	108.17
13 years.....	66.24	25.35	2.33	2.60	.....	.....	.....	96.52
10 to 12 years.....	56.78	25.35	2.33	2.60	.....	.....	.....	85.96
6 to 9 years.....	47.32	16.85	2.33	2.60	.....	.....	.....	69.10
3 to 5 years.....	37.85	13.20	2.33	2.60	.....	.....	.....	54.98
Children:								
2 years.....	37.85	6.30	2.33	2.60	.....	.....	.....	49.08
Under 2 years.....	28.39	6.30	2.33	2.60	.....	.....	.....	39.62

**RENT.**

The rent paid by the English, Irish, and Canadian French is higher than that paid by the Portuguese, Polish, and Italians. It is difficult to determine what is a proper amount for a fair standard. It is clear that of the houses occupied by the English, Irish, and Canadian French families only those paying \$11 per month had a fair standard. The houses of these races that rented for less were in such repair or in such surroundings that they would not furnish a fair standard. On the other hand, \$7.58 per month would supply a house for a Portuguese, Polish, or Italian family that would be equal, except in location, to the fair standard.

The races live in different sections or quarters, the English, Irish, and Canadian French living together in some sections, and the Portuguese, Polish, and Italians in others. A fair standard of living will not compel an English family, for instance, to live in a Portuguese quarter. For the English, Irish, and Canadian French \$11 per month is adopted for the fair standard and for the Portuguese, Polish, and Italians \$7.58.

**FUEL.**

The allowance for fuel in the minimum standard is the average amount spent by the different families using coal for fuel. A fair standard of living will not require more than this, so the amount adopted for the minimum standard is also adopted for the fair standard.



**LIGHT.**

The amount allowed for light (\$6.25) in the minimum standard is a sufficient allowance for the fair standard, provided kerosene is used and gas is not considered necessary for a fair standard.

**HOUSEHOLD FURNISHINGS.**

An allowance must be made for incidental expenses to purchase household furnishings, cooking utensils, dishes, lamps, bedding, bed linen, shades, furniture, tableware, table linen, and any other incidental expense necessary to keep the house in fair condition. The amounts spent by the different families on miscellaneous articles shows that as much is needed for this purpose in the North as in the South. An allowance of 50 cents per week was made for the South. This amount is adopted for the North.

**SUNDRIES.**

The allowance for sundries is made the same as for the fair standard in the South, viz, 25 cents per week.

A fair standard in the North demands a daily newspaper. The English, Irish, and Canadian French families, without exception, take a daily newspaper including Sunday. The cost is \$8.84 per year. This amount is allowed for the fair standard.

**COST OF ALL ARTICLES, FAIR STANDARD.**

The items of rent, fuel, light, sundries, newspapers, and incidental expenses are items that do not vary with the size of the family.

Rent, however, varies for the two different groups of races. The cost of these items for the fair standard is as follows:

**COST OF ITEMS THAT DO NOT VARY WITH SIZE OF FAMILY, FOR FAMILIES OF SPECIFIED RACES—FAIR STANDARD.**

	English, Irish, Canadian French.	Portu- guese, Polish, Italians.
Rent, per year.....	\$132.00	\$90.96
Fuel, per year.....	36.50	36.50
Light, per year.....	6.25	6.25
Sundries, per year.....	13.00	13.00
Newspapers, per year.....	8.84	8.84
Incidentals, per year.....	26.00	26.00
Total.....	222.59	181.55

Using these figures in connection with the table on page 243, the cost of a fair standard of living for any family can be readily computed.



The cost for a normal family of five, the father, mother, and three children, a girl of 10, a boy of 6, and a boy of 4, will be as follows:

TOTAL COST OF MAINTENANCE OF NORMAL FAMILIES OF SPECIFIED RACES—  
FAIR STANDARD.

	English, Irish, Canadian French.	Portu- guese, Polish, Italian.
Items that do not vary with the composition of the family.....	\$222.59	\$181.55
Further cost of the maintenance of the family as shown by the table on page 243:		
Father.....	166.12	166.12
Mother.....	129.99	129.99
Girl, 10 years old.....	85.96	85.96
Boy, 6 years old.....	69.70	69.70
Boy, 4 years old.....	57.28	57.28
Total.....	731.64	690.60

The total cost of the fair standard for the English, Irish, or Canadian French family is \$731.99, and for the Portuguese, Polish, or Italian family it is \$690.95.

**INCOMES AND THEIR RELATION TO STANDARD OF LIVING.**

**NORMAL FAMILY IN COTTON-MILL COMMUNITIES.**

In the discussion of this subject with reference to the South, it was pointed out that the normal family, that is, a family consisting of the father, mother, and children too young to work, is a family that must in the future be reckoned with.

In the North the situation is similar. Here instead of bringing "ready-made" families from the farms and the mountains as they have done in the South, immigration has supplied them. One race after another has taken its place in the mills. The old employees are crowded out because the new arrivals have a lower standard of living and children grown, ready to work, so that the family wage produces an income sufficient for their needs.

**VARIATION IN WEEKLY EARNINGS.**

Where the actual incomes were obtained week by week through the year the figures are shown in the table on page 246, and charts have been plotted, showing graphically how the incomes fluctuate from week to week. The incomes cover a period from about May 1, 1908, to April 30, 1909. During May, 1908, it will be noticed that there were two weeks in which there were no earnings. At this time the mills in Fall River, because of the business depression, either shut down altogether for short periods or ran on short time. Except for a little while in the summer the figures represent the incomes with the mills running full time.

In Fall River there is no complaint that the workers do not work regularly, as was the case in the South. However, the figures for the North show about the same fluctuation in incomes as those of the South.

## WEEKLY EARNINGS OF COTTON-MILL FAMILIES OF FALL RIVER, MASS., 1908-9.

Family No. 97 (3 wage-earners).	Family No. 99 (4 wage-earners).	Family No. 101 (3 wage-earners).	Family No. 102 (2 wage-earners).	Family No. 104 (3 wage-earners).	Family No. 108 (1 wage-earner).	Family No. 110 (1 wage-earner).
\$7.66	\$34.90	\$22.72	\$21.69	\$6.60	\$12.82	\$11.68
2.30				8.25	1.39	
22.02	33.71	22.86	20.76	14.85	16.43	10.13
14.45					1.39	
11.95	27.96	20.20	16.11	7.05	13.84	8.30
13.29	28.30	18.14	18.64	12.76	13.54	8.35
12.13	23.16	18.40	15.73	6.76	13.63	9.00
12.77	19.50	20.22	16.37	12.76	13.44	8.35
16.98	13.25	8.90	8.38	5.64	7.81	7.56
13.42	27.79	19.20	17.13	11.07	13.34	6.58
13.61	6.60	7.03	5.19		5.77	
12.43	28.34	29.04	16.45	6.00	13.03	
13.47	20.39	13.64	11.29	4.34	9.96	
18.73	18.56	14.77	8.60	4.34	3.23	
24.52	15.60	14.93	9.66	11.00	8.12	8.80
23.67	18.77	14.88	8.84	11.10	8.13	9.06
22.59	16.75	15.83	8.84	7.72	8.02	4.76
22.31	23.68	19.63	12.00	9.97	10.37	4.68
23.09	17.60	15.57	8.84	9.97	8.12	4.36
24.01	17.29	15.26	9.25	7.15	7.82	5.12
10.36	18.14	13.86	8.84	11.05	8.12	4.90
23.52	23.44	16.99	9.33	11.05	7.92	3.92
23.34	31.89	25.58	15.83	16.95	14.04	8.30
23.83	30.13	25.40	17.11	17.17	13.64	7.43
17.57	32.35	27.72	16.62	17.17	13.73	3.80
23.73	31.37	27.82	17.11	16.78	13.85	7.97
22.79	31.72	22.81	16.45	17.17	13.84	8.66
24.93	33.63	28.53	16.70	16.65	13.64	8.15
22.87	29.46	27.67	17.11	17.74	13.63	8.36
22.63	27.16	22.07	10.47	15.21	11.29	7.47
25.58	26.51	27.13	16.05	16.53	14.04	8.98
22.66	24.22	28.35	17.48	17.17	13.64	8.36
24.49	31.72	27.61	15.75	17.43	12.71	9.15
24.67	22.24	26.14	12.08	13.82	10.68	5.92
24.39	32.22	27.90	16.78	16.07	12.92	9.75
24.80	32.72	28.39	16.52	18.34	13.44	8.32
24.75	27.47	17.82	16.97	18.34	13.12	8.53
16.63	32.93	18.02	8.52	18.34	14.05	
25.49	32.93	14.01	14.21	12.16	10.98	6.95
24.86	32.41	27.53	17.02	13.66	13.85	8.57
23.62	32.23	29.88	17.16	14.99	13.53	8.59
20.51	28.90	17.70	17.04	18.99	13.74	8.67
16.09	34.26	25.94	16.41	20.31	14.04	8.43
	30.39	24.23	17.43	19.20	13.95	8.87
	33.35	21.88	18.13	19.57	13.73	8.05
	33.52	30.48	16.03	20.21	8.84	10.04
	28.18	29.09	17.11	11.87	12.92	4.20
	31.14	26.44	17.30	14.61	13.23	7.76
	33.97	23.74	17.74	17.51	13.43	7.63
	35.24	22.01	17.52	11.04	14.04	7.98
	28.45		14.70	17.28	11.49	5.82
	29.11	29.49	18.51	18.43	13.53	8.33
Total ..	839.51	1,355.55	1,073.45	735.80	680.14	599.80
Average.	19.52	26.07	20.64	14.15	13.08	11.53
						6.63

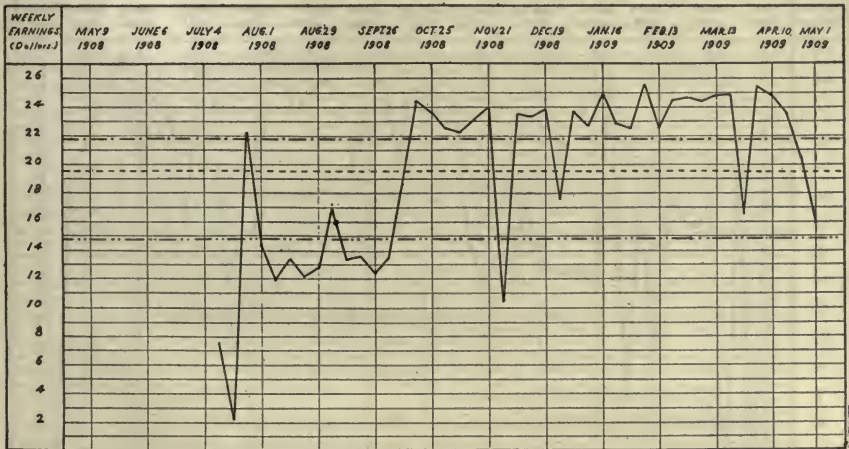
In the graphic charts which follow are shown for each family the actual and the average weekly income, and also the average weekly cost of the minimum and the fair standard of living for the year 1908-9.



ACTUAL AND AVERAGE WEEKLY EARNINGS OF COTTON-MILL FAMILIES OF FALL RIVER, MASS., AND FAIR AND MINIMUM STANDARD OF LIVING, 1908-9.

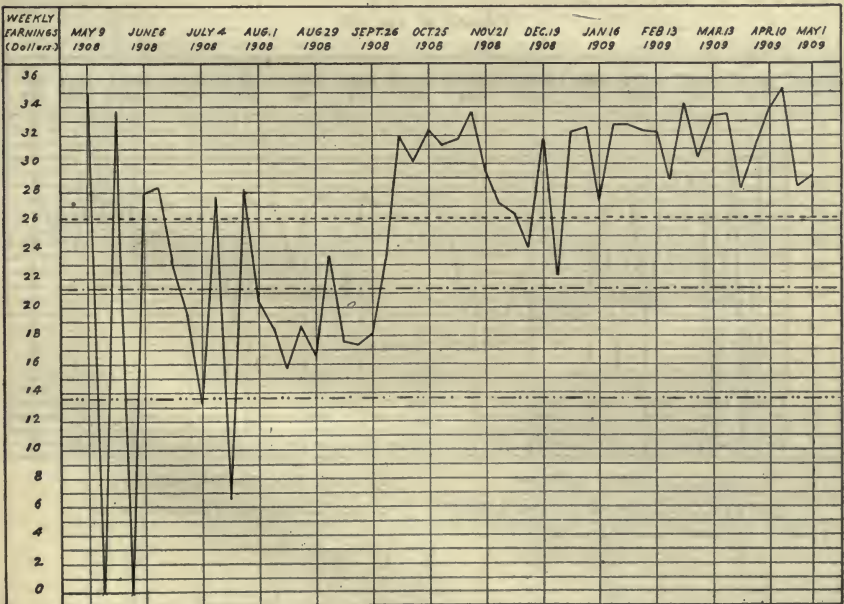
FAMILY No. 97

[EARNINGS FOR 9 WEEKS NOT REPORTED]



— WEEKLY EARNINGS      - - - - - FAIR STANDARD (\$21.83)  
 - - - - - AVERAGE EARNINGS (\$19.52)      - · - · - · MINIMUM STANDARD (\$14.80)

FAMILY No. 99

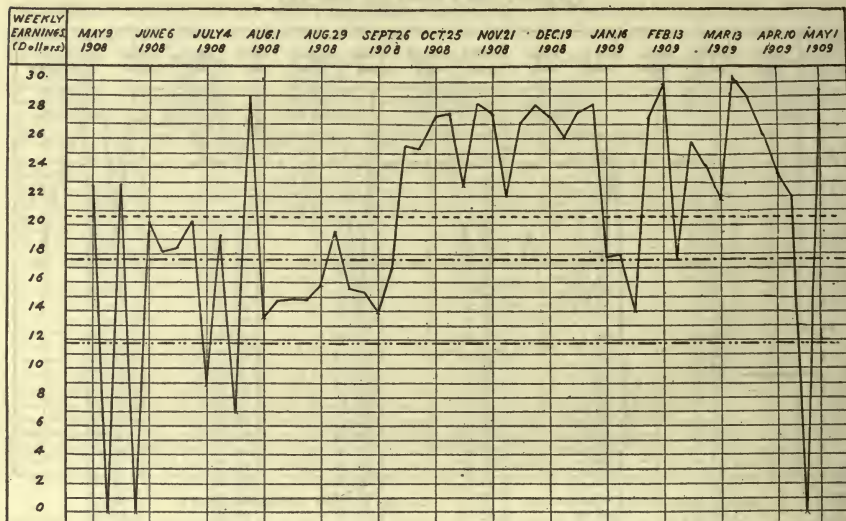


— WEEKLY EARNINGS      - - - - - FAIR STANDARD (\$21.32)  
 - - - - - AVERAGE EARNINGS (\$26.07)      - · - · - · MINIMUM STANDARD (\$13.59)



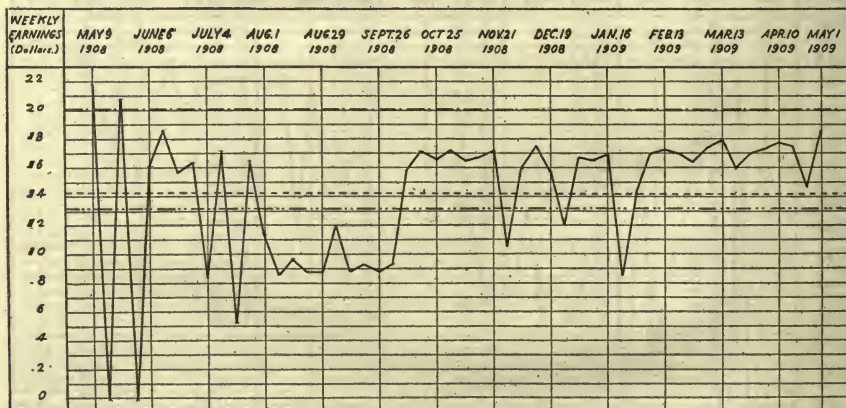
ACTUAL AND AVERAGE WEEKLY EARNINGS OF COTTON-MILL FAMILIES OF FALL RIVER, MASS., AND FAIR AND MINIMUM STANDARD OF LIVING, 1908-9.

FAMILY No.101



\_\_\_\_\_ WEEKLY EARNINGS      - - - - - FAIR STANDARD (\$17.65)  
 - - - - - AVERAGE EARNINGS (\$20.64)      ..... MINIMUM STANDARD (\$11.82)

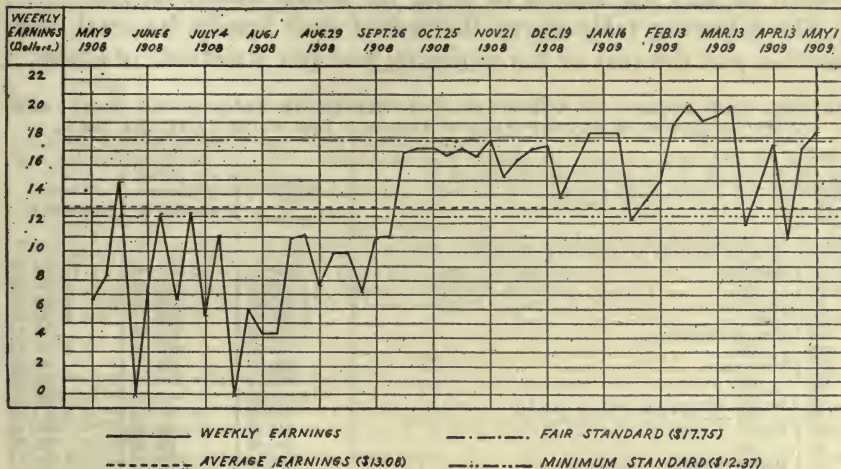
FAMILY No.102



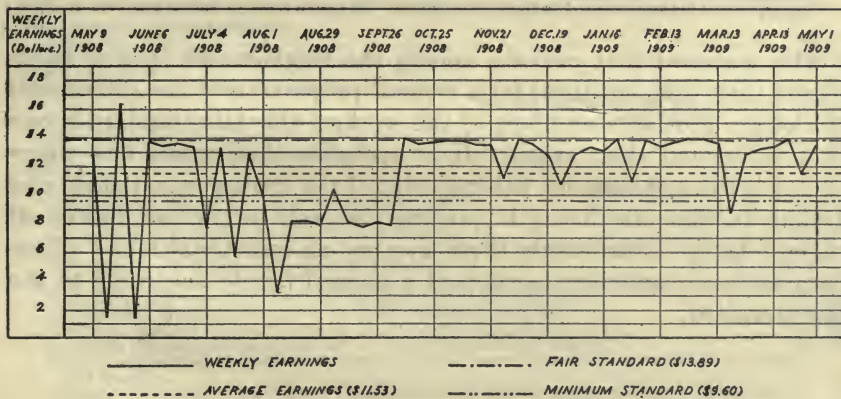
\_\_\_\_\_ WEEKLY EARNINGS      - - - - - FAIR STANDARD (\$20.01)  
 - - - - - AVERAGE EARNINGS (\$14.15)      ..... MINIMUM STANDARD (\$13.22)

ACTUAL AND AVERAGE WEEKLY EARNINGS OF COTTON-MILL FAMILIES OF FALL RIVER, MASS., AND FAIR AND MINIMUM STANDARD OF LIVING, 1908-9.

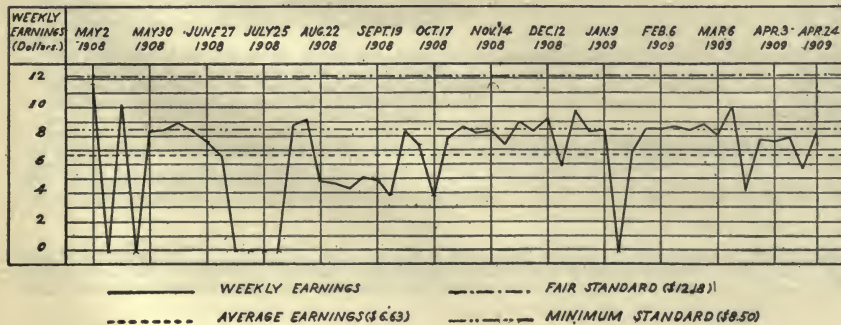
FAMILY No. 104



FAMILY No. 108



FAMILY No. 110





## YEARLY INCOMES AND STANDARDS OF LIVING.

As was said in the discussion of the charts for the southern families, the total annual incomes do not tell the whole story. The average weekly income was seldom or never the actual weekly income.

The following table shows the race of each family, its total cash income, and the cost of the minimum and fair standards of living:

ANNUAL CASH INCOME OF COTTON-MILL FAMILIES OF FALL RIVER, MASS., AND COST OF MINIMUM AND OF FAIR STANDARD FOR SUCH FAMILIES, 1908-9.

Family No.	Race.	Annual cash income.	Minimum standard.	Fair standard.
97	English.....	<sup>1</sup> \$839.51	\$769.45	\$1,134.73
98	.....do.....	<sup>2</sup> 1,120.00	704.49	1,151.04
99	.....do.....	1,355.55	706.50	1,108.07
100	Irish.....	1,530.44	689.11	1,134.52
101	French Canadian.....	1,073.45	614.49	917.43
102	.....do.....	735.80	687.26	1,040.15
103	Portuguese.....	829.15	629.72	945.41
104	.....do.....	680.14	643.30	922.83
105	.....do.....	1,041.92	413.88	624.21
106	.....do.....	964.34	717.39	1,071.34
107	Polish.....	818.81	550.68	835.44
108	.....do.....	599.80	499.25	721.76
109	Italian (North).....	899.86	793.56	1,196.47
110	.....do.....	344.59	442.13	633.32

<sup>1</sup> Earnings are for 43 weeks only.

<sup>2</sup> This represents the amount paid to family during year. The gross earnings during year were \$1,700.48.

The standard that prevails among the English and Irish is much higher than this, but these form a small proportion of the cotton-mill workers. For large numbers of the workers this fair standard is one that is beyond their reach. It is probable that, where one wage-earner is the sole support, the majority of the Portuguese, Polish, and Italian families are living in poverty, as well as the families of all races. In the entire study there was not an individual found whose earnings were sufficient to support a normal family according to the fair standard.



# INDEX.

## A.

	Page.
Accounts, store, of families studied. (See Store accounts.)	
Age and sex of members of—	
Fall River cotton-mill families.....	188, 191, 193, 196, 199, 202, 206, 210, 212, 214, 217, 221, 224, 227
Southern cotton-mill families... 37, 42, 47, 51, 55, 61, 67, 70, 74, 77, 80, 86, 92, 99, 107, 109, 113, 116, 119, 123, 126	
Amusements and recreation—	
Expenditures for, in Fall River cotton-mill families.....	185,
186, 189, 193, 196, 199, 203, 206, 213, 215, 218, 224, 227	
Expenditures for, in Southern cotton-mill families.. 32, 34, 38, 42, 48, 52, 55, 62, 68, 75, 78, 80, 86, 92, 107, 109	
Fair standard of expenditure for, in Fall River cotton-mill families.....	242
Fair standard of expenditure for, in Southern cotton-mill families.....	148, 149
Atlanta Federal Prison, nutritive value of food consumed at, week of November 29 to December 5, 1908.....	134, 135

## B.

Boards and lodgers, method of tabulation of.....	21, 176
Books and newspapers, expenditures for, in—	
Fall River cotton-mill families.....	186, 189, 192, 193, 196, 199, 203, 206, 213, 218, 227
Southern cotton-mill families.....	33, 34, 38, 42, 48, 52, 55, 62, 68, 71, 78, 86, 92, 99, 107, 109, 116, 127
Budgets, family—	
Of typical cotton-mill workers of Fall River, Mass.....	173-229
Of typical Southern cotton-mill workers.....	17-129
Summary of, Fall River cotton-mill families.....	176-187
Summary of, Southern cotton-mill families.....	22-36

## C.

Characteristics of families studied—	
Fall River, Mass.....	175, 176
Southern cotton-mill communities.....	19, 20
Church and charity—	
Expenditures for, in Fall River cotton-mill families.....	186,
189, 196, 199, 203, 206, 210, 213, 215, 218, 221, 224, 227	
Expenditures for, in Southern cotton-mill families... 33, 34, 38, 52, 55, 68, 75, 78, 86, 92, 99, 109, 120, 123, 127	
Fair standard of expenditure for, in Fall River cotton-mill families.....	242
Fair standard of expenditure for, in Southern cotton-mill families.....	152
Clothing—	
Debts for, method of treatment of.....	22
Discussion of, used by Fall River cotton-mill families.....	178-180
Discussion of, used by Southern cotton-mill families.....	25-27
Expenditures for, in Fall River cotton-mill families.....	179, 180,
186, 189, 192, 193, 194, 196, 197, 199, 200, 203, 206, 207, 210, 211, 213, 215, 218, 221, 222, 224, 225, 227, 228	
Expenditures for, in Southern cotton-mill families.....	27, 34, 38, 39, 42, 43, 43,
52, 55, 62, 68, 71, 75, 78, 80, 86, 87, 92, 93, 99, 100, 107-110, 114, 116, 117, 120, 121, 123, 124, 127	
Fair standard of expenditure for, in Fall River cotton-mill families.....	238-241
Fair standard of expenditure for, in Southern cotton-mill families.....	144-147
Minimum standard of expenditure for, in Fall River cotton-mill families.....	234-236
Minimum standard of expenditure for, in Southern cotton-mill families.....	137-139
Price of chief articles of, purchased by single women, 15 years of age and over, in Fall River cotton-mill families.....	179
Price of chief articles of, purchased by single women, 15 years of age and over, in Southern cotton-mill families.....	26
Cost and quantity of clothing for a year, according to sex and age, in—	
Fall River cotton-mill families, fair standard.....	239, 240
Fall River cotton-mill families, minimum standard.....	235, 236
Southern cotton-mill families, fair standard.....	145, 146
Southern cotton-mill families, minimum standard.....	138, 139
Cost of living—	
Fair standard of, for Fall River cotton-mill families.....	244, 245
Fair standard of, for Southern cotton-mill families.....	152, 153
Minimum standard of, for Fall River cotton-mill families.....	237, 238
Minimum standard of, for Southern cotton-mill families.....	141, 142
Summary of, for Fall River cotton-mill families.....	186, 187
Summary of, for Southern cotton-mill families.....	34-36
Cost of minimum food allowance and retail prices of food in the 3 Southern localities studied, January, 1909.....	136
Cost. (See also Expenditures.)	
Cow feed, etc., expenditures for, in Southern cotton-mill families.....	34, 62, 75, 80, 86, 109, 123, 127

## D.

Data, explanation of.....	20-22, 175, 176
Days worked and average daily earnings of workers in 14 Southern cotton-mill families.....	171
Debts, method of treatment of, in relation to expenditure.....	22

Dietary standard of Department of Agriculture for a man in full vigor at moderate muscular work	133
Dietary values adopted by the Department of Agriculture	24
Doctor and medicine—	
Expenditures for, in Fall River cotton-mill families	184,
186, 189, 192, 193, 196, 199, 203, 206, 210, 215, 218, 221, 224, 227	
Expenditures for, in Southern cotton-mill families	31,
34, 38, 42, 48, 52, 55, 62, 68, 71, 75, 78, 80, 86, 92, 99, 107, 109, 114, 116, 120, 123, 127	
Fair standard of expenditure for, in Fall River cotton-mill families	241, 242
Fair standard of expenditure for, in Southern cotton-mill families	148
Drinks and tobacco. (See Tobacco and drinks.)	

## E.

Earnings—	
Average daily, and days worked by workers in 14 Southern cotton-mill families	171
Weekly, variation in, in Fall River cotton-mill families	245-249
Weekly, variation in, in Southern cotton-mill families	154-164
Earnings. (See also Income.)	
Expenditures—	
For clothing for the year, for the individual members of Fall River cotton-mill families	241
For clothing for the year, for the individual members of Southern cotton-mill families	147
Summary of, for Fall River cotton-mill families	186, 187
Summary of, for Southern cotton-mill families	34-36
Explanation of data	20-22, 175, 176

## F.

Fall River, Mass.—	
Family budgets of typical cotton-mill workers of	173-220
Standards of living among cotton-mill workers in	231-250
Families studied—	
Average size of, Fall River, Mass.	176
Average size of, Southern cotton-mill communities	22
Characteristics of, Fall River, Mass.	175, 176
Characteristics of, Southern cotton-mill communities	19, 20
Composition and size of, Fall River, Mass.	181, 182
Composition and size of, Southern cotton-mill communities	29
Number and method of selection of	10
Family budgets of typical cotton-mill workers—	
Fall River, Mass.	173-229
Southern cotton-mill communities	17-120
Summary of, Fall River, Mass.	176-187
Summary of, Southern cotton-mill communities	22-36
Family income, actual, of 75 Southern cotton-mill families and estimated cost of minimum and fair standards of living	166-169
Family income, sources of—	
Fall River cotton-mill families	176, 177
Southern cotton-mill families	22, 23
Family, normal cotton-mill—	
In Fall River, Mass.	245
In Southern cotton-mill communities	153, 154
Family schedule used in the investigation, discussion of	10-15
Food—	
Character of. (See Menus.)	
Debts for, method of treatment of	22
Discussion of, used by Fall River cotton-mill families	177, 178
Discussion of, used by Southern cotton-mill families	23-25
Expenditures for, in Fall River cotton-mill families	178,
186, 189, 192, 193, 196, 199, 203, 206, 210, 213, 215, 218, 221, 224, 227	
Expenditures for, in Southern cotton-mill families	25,
34, 38, 42, 48, 52, 55, 62, 68, 71, 75, 78, 80, 86, 92, 99, 107, 109, 114, 116, 120, 123, 127	
Fair standard of, for Fall River cotton-mill families	238
Fair standard of, for Southern cotton-mill families	143, 144
Minimum standard of, for Fall River cotton-mill families	233, 234
Minimum standard of, for Southern cotton-mill families	133-137
Nutritive value of, consumed at Atlanta Federal Prison, week of November 29 to December 5, 1908	134, 135
Purchased, expenditures for, and estimated value of supplementary food in Southern cotton-mill families studied, 1908	25
Purchased, expenditures for, and weekly value per man unit, for Fall River cotton-mill families, 1908-9	178
Values adopted for, by the Department of Agriculture for its dietary studies	24
Fuel—	
Fair standard of expenditure for, in Fall River cotton-mill families	243
Fair standard of expenditure for, in Southern cotton-mill families	151
Minimum standard of expenditure for, in Fall River cotton-mill families	236
Minimum standard of expenditure for, in Southern cotton-mill families	140
Fuel and light—	
Discussion of, used by Fall River cotton-mill families	182, 183
Discussion of, used by Southern cotton-mill families	29, 30
Expenditures for, in Fall River cotton-mill families	182,
183, 186, 189, 192, 193, 196, 199, 203, 206, 210, 213, 215, 218, 221, 224, 227	
Expenditures for, in Southern cotton-mill families	29,
30, 34, 38, 42, 48, 52, 55, 62, 68, 71, 75, 78, 80, 86, 92, 99, 107, 109, 114, 116, 120, 123, 127	
Fuel value of food consumed at Atlanta Federal Prison, week of November 29 to December 5, 1908	134, 135

## G.

Grocery accounts. (See Store accounts.)



H.	Page.
Heating, expenditures for. ( <i>See</i> Fuel and light.)	
Household furnishings—	
Fair standard of expenditure for, in Fall River cotton-mill families.....	244
Fair standard of expenditure for, in Southern cotton-mill families.....	151
Houses occupied by cotton-mill families, description of—	
Fall River, Mass.....	180, 181
Southern cotton-mill communities.....	27, 28
Housing conditions and rent—	
Fair standard of, for Fall River cotton-mill families.....	242
Fair standard of, for Southern cotton-mill families.....	150, 151
In Fall River cotton-mill families.....	180-182
In Southern cotton-mill families.....	27-29

## I.

Income—	
And membership of Fall River cotton-mill families in detail.....	188,
191, 193, 196, 199, 202, 206, 210, 212, 214, 217, 221, 224, 227	
And membership of Southern cotton-mill families in detail.....	37,
42, 47, 51, 55, 61, 67, 70, 74, 77, 80, 86, 92, 99, 107, 109, 113, 116, 119, 123, 126	
Family, sources of, Fall River cotton-mill families.....	176, 177
Family, sources of, Southern cotton-mill families.....	22, 23
Incomes and their relation to standard of living in—	
Fall River cotton-mill families.....	245-250
Southern cotton-mill families.....	153-171
Insurance—	
Expenditures for, in Fall River cotton-mill families.....	184, 189, 192, 193, 196, 199, 218
Expenditures for, in Southern cotton-mill families. 31, 34, 38, 42, 48, 52, 55, 62, 68, 80, 86, 92, 99, 114, 116, 120	
Fair standard of expenditure for, in Fall River cotton-mill families.....	242
Fair standard of expenditure for, in Southern cotton-mill families.....	148
Investigation, method of.....	10-16

## L.

Laundry, expenditures for, in—	
Fall River cotton-mill families.....	186, 189, 192, 196, 199, 203, 213
Southern cotton-mill families.....	34, 38, 55, 80, 86, 92, 99, 109, 120, 123, 127
Light—	
Fair standard of expenditure for, in Fall River cotton-mill families.....	244
Fair standard of expenditure for, in Southern cotton-mill families.....	151
Minimum standard of expenditure for, in Fall River cotton-mill families.....	236
Minimum standard of expenditure for, in Southern cotton-mill families.....	140
Light and fuel—	
Discussion of, used by Fall River cotton-mill families.....	182, 183
Discussion of, used by Southern cotton-mill families.....	29, 30
Expenditures for, in Fall River cotton-mill families.....	183,
186, 189, 192, 193, 196, 199, 203, 206, 210, 213, 215, 218, 221, 224, 227	
Expenditures for, in Southern cotton-mill families.....	30,
34, 38, 42, 48, 52, 55, 62, 68, 71, 75, 78, 80, 86, 92, 99, 107, 109, 114, 116, 120, 123, 127	
Liquor and tobacco. ( <i>See</i> Tobacco and drinks.)	
Living conditions, opportunity to improve, among Southern cotton-mill workers.....	36, 37
Living, cost of. ( <i>See</i> Cost of living.)	
Localities investigated.....	20
Lodge dues in—	
Fall River cotton-mill families.....	184, 189, 193, 218
Southern cotton-mill families.....	31, 34, 48, 55, 62, 68, 71, 75, 78, 86, 99

## M.

Maintenance of individuals, cost of, for—	
Fall River cotton-mill families, by fair standard.....	242, 243
Southern cotton-mill families, by fair standard.....	149, 150
Meals, character of. ( <i>See</i> Menus.)	
Medicine and doctor—	
Expenditures for, in Fall River cotton-mill families.....	184,
186, 189, 192, 193, 196, 199, 203, 206, 210, 215, 218, 221, 224, 227	
Expenditures for, in Southern cotton-mill families.....	31,
34, 38, 42, 48, 52, 55, 62, 68, 71, 75, 78, 80, 86, 92, 99, 107, 109, 114, 116, 120, 123, 127	
Fair standard of expenditure for, in Fall River cotton-mill families.....	241, 242
Fair standard of expenditure for, in Southern cotton-mill families.....	148
Menus of—	
Atlanta Federal Prison for the week of November 29 to December 5, 1908.....	135, 136
Fall River cotton-mill families.....	191, 208, 212, 214, 216, 223, 226, 229
Southern cotton-mill families.....	23, 40, 45, 49, 53, 56, 64, 70, 72, 81, 115, 118, 122, 125, 129
Membership and income of families in detail. ( <i>See</i> Income and membership.)	
Method of the investigation.....	10-16

## N.

Newspapers and books, expenditures for, in—	
Fall River cotton-mill families.....	186, 189, 192, 193, 196, 199, 203, 206, 213, 218, 227
Southern cotton-mill families.....	33, 34, 38, 42, 48, 52, 55, 62, 68, 71, 78, 86, 92, 99, 107, 109, 116, 127
Newspapers, fair standard of expenditure for, in—	
Fall River cotton-mill families.....	244
Southern cotton-mill families.....	151
Normal cotton-mill family—	
Fall River, Mass.....	245
Southern cotton-mill communities.....	153, 154
Nutritive value of food consumed at Atlanta Federal Prison, week of November 29 to December 5, 1908.....	
	134, 135




	O.	Page.
Occupations of wage earners in—		
Fall River cotton-mill families .....	188, 191, 193, 196, 199, 202, 206, 210, 212, 214, 217, 221, 224, 227	
Southern cotton-mill families ...	37, 42, 47, 51, 55, 61, 67, 70, 74, 77, 80, 86, 92, 99, 107, 109, 113, 116, 119, 123, 126	
	P.	
Period covered by the investigation .....		15
Physician, expenditures for. ( <i>See</i> Doctor and medicine.)		
Price, retail, and cost of minimum food allowance in—		
Fall River, Mass .....		233, 234
Southern localities studied, January, 1909 .....		136
	R.	
Race of—		
Fall River cotton-mill families .....		176, 187, 188
Southern cotton-mill families .....		21
Rent—		
Expenditures for, in Fall River cotton-mill families .....		181,
186, 189, 192, 193, 196, 199, 203, 206, 210, 213, 215, 218, 221, 224, 227		28,
34, 38, 42, 48, 52, 55, 62, 68, 71, 75, 78, 80, 86, 92, 99, 107, 109, 114, 116, 120, 123, 127		243
Fair standard of expenditure for, in Fall River cotton-mill families .....		150, 151
Fair standard of expenditure for, in Southern cotton-mill families .....		236
Minimum standard of expenditure for, in Fall River cotton-mill families .....		139, 140
Minimum standard of expenditure for, in Southern cotton-mill families .....		
Rent and housing conditions. ( <i>See</i> Housing conditions and rent.)		
Rooms occupied per family and number used for sleeping purposes—		
Fall River families .....		182
Southern cotton-mill families .....		29
	S.	
School books, fair standard of expenditure for—		
Fall River cotton-mill families .....		242
Southern cotton-mill families .....		149
Schedule used in the investigation, discussion of .....		10-15
Scope of the report .....		9, 10
Sex and age of members of—		
Fall River cotton-mill families .....	188, 191, 193, 196, 199, 202, 206, 210, 212, 214, 217, 221, 224, 227	
Southern cotton-mill families ...	37, 42, 47, 51, 55, 61, 67, 70, 74, 77, 80, 86, 92, 99, 107, 109, 113, 116, 119, 123, 126	
Sleeping accommodations of—		
Fall River cotton-mill families .....		182
Southern cotton-mill families .....		29
Southern cotton-mill communities—		
Family budgets of typical cotton-mill workers in .....		17-129
Standards of living among cotton-mill workers in .....		131-171
Southern cotton-mill families, characteristics of .....		19, 20
Standard of living as related to incomes in—		
Fall River cotton-mill families .....		245-250
Southern cotton-mill families .....		153-171
Standard of living, fair, among Fall River cotton-mill workers .....		238-245
Amusements and recreation .....		242
Clothing .....		238-241
Cost of all articles .....		244, 245
Doctor and medicine .....		241, 242
Food .....		238
Fuel .....		243
Household furnishings .....		244
Housing conditions and rent .....		243
Insurance .....		242
Light .....		244
Maintenance of individuals .....		242, 243
Newspapers .....		244
School and church .....		242
Sundries .....		244
Tobacco .....		242
Standard of living, fair, among Southern cotton-mill workers .....		142-153
Amusements and recreation .....		148, 149
Church and charity .....		152
Clothing .....		144-147
Cost of all articles .....		152, 153
Determination of .....		142
Doctor and medicine .....		148
Food .....		143, 144
Fuel .....		151
Household furnishings .....		151
Housing conditions and rent .....		150, 151
Insurance .....		148
Light .....		151
Maintenance of individuals .....		149, 150
Newspapers .....		151
School books .....		149
Sundries .....		151
Tobacco .....		149
Standard of living, minimum, among Fall River cotton-mill workers .....		233-238
Clothing .....		234-236
Cost of all articles .....		237, 238
Determination of .....		233
Food .....		233, 234
Fuel .....		236

	Page.
Standard of living, minimum, among Fall River cotton-mill workers—Concluded.	
Light.....	236
Rent.....	236
Sundries.....	237
Standard of living, minimum, among Southern cotton-mill workers.....	133-142
Clothing.....	137-139
Cost of all articles.....	141, 142
Determination of.....	133
Food.....	133-137
Fuel.....	140
Light.....	140
Rent.....	139, 140
Sundries.....	140
Standards of living, minimum and fair, cost of, for 75 Southern cotton-mill families.....	166-169
Store accounts of—	
Fall River cotton-mill families.....	201, 205, 208, 216, 220, 223
Southern cotton-mill families.....	41, 46, 50, 54, 57, 65, 70, 73, 75, 78, 81, 89, 94, 100, 111, 119, 122
Summary of family budgets of—	
Fall River cotton-mill families.....	176-187
Southern cotton-mill families.....	22-36
Sundries—	
Fair standard of expenditure for, in Fall River cotton-mill families.....	244
Fair standard of expenditure for, in Southern cotton-mill families.....	151
Minimum standard of expenditure for, in Fall River cotton-mill families.....	237
Minimum standard of expenditure for, in Southern cotton-mill families.....	140
Sundries and miscellaneous, expenditures for, in—	
Fall River cotton-mill families.....	186, 189, 192, 193, 196, 199, 203, 206, 210, 213, 215, 218, 221, 224, 227
Southern cotton-mill families.....	33, 34, 38, 42, 48, 52, 55, 62, 68, 71, 75, 78, 80, 86, 92, 99, 107, 109, 114, 116, 120, 123, 127
<b>T.</b>	
Tobacco and drinks—	
Expenditures for, in Fall River cotton-mill families.....	186, 189, 193, 199, 206, 210, 213, 215, 218, 221, 224, 227
Expenditures for, in Southern cotton-mill families.....	32-34, 38, 42, 48, 52, 55, 62, 68, 71, 75, 78, 80, 86, 92, 99, 107, 114, 116, 120, 123, 127
Fair standard of expenditure for, in Fall River cotton-mill families.....	242
Fair standard of expenditure for, in Southern cotton-mill families.....	149
<b>V.</b>	
Variation in weekly earnings in—	
Fall River cotton-mill families.....	245-249
Southern cotton-mill families.....	154-164
<b>W.</b>	
Wage-earners—	
Average number of, in Fall River cotton-mill families.....	176
Average number of, in Southern cotton-mill families.....	23
Occupations of, in Fall River cotton-mill families.....	188, 191, 193, 196, 199, 202, 206, 210, 212, 214, 217, 221, 224, 227
Occupations of, in Southern cotton-mill families.....	37, 42, 47, 51, 55, 61, 67, 70, 74, 77, 80, 86, 92, 99, 107, 109, 113, 116, 119, 123, 12.
Wages, low, effect of, on standards of living among Southern cotton-mill workers.....	36
Weekly earnings, variation in—	
In Fall River cotton-mill families.....	245-249
In Southern cotton-mill families.....	154-164

















The first part of the report deals with the general situation of the country and the progress of the work during the year. It is followed by a detailed account of the various projects and the results achieved. The report concludes with a summary of the work done and the prospects for the future.

The work during the year has been very busy and has resulted in many important discoveries. The most important of these are the discovery of the new element, the discovery of the new compound, and the discovery of the new process.

The discovery of the new element was made by the method of artificial disintegration. The new compound was discovered by the method of chemical synthesis. The new process was discovered by the method of physical synthesis.

The results of the work during the year have been very important and have opened up new fields for research. It is hoped that these results will lead to many more discoveries in the future.

The work during the year has been very interesting and has been a great pleasure. It is hoped that these results will lead to many more discoveries in the future.