

894
W742
P

FIRST BOOK OF READING SERIES.

UC-NRLF
[Barcode]
\$B 307 860



HARPER'S
School and Family Series

THE

School and Family

PRIMER

INTRODUCTORY TO THE SERIES OF

SCHOOL AND FAMILY READERS

BY

MARCUS WELSON,


AUTHOR OF PRIMARY HISTORY; HISTORY OF UNITED STATES; AMERICAN HISTORY; OUTLINES OF GENERAL HISTORY.

PUBLISHED BY
HARPER & BROTHERS,
FRANKLIN SQUARE,
NEW YORK.

YB 36853




IN MEMORIAM
George Davidson
1825-1911



Professor of Geography
University of California



Digitized by the Internet Archive
in 2008 with funding from
Microsoft Corporation



Harper's School and Family Series.

THE
SCHOOL AND FAMILY
PRIMER:

INTRODUCTORY TO THE SERIES OF
SCHOOL AND FAMILY READERS.

BY
MARCIUS WILLSON,
AUTHOR OF PRIMARY HISTORY; HISTORY OF THE UNITED STATES; AMERICAN HISTORY; AND OUTLINES OF GENERAL HISTORY.

Published by
HARPER & BROTHERS,
FRANKLIN SQUARE,
NEW YORK.

DIRECTIONS TO THE TEACHER.

CHILDREN may be taught to call *words* at sight, as well as *letters*. They should begin to read at the same time that they begin to learn the Alphabet, and in this way they will probably be able to read, *by rote*, several pages before they have learned all their letters. When they have completely mastered the Alphabet (*but not till then*), they may be required to spell the principal words in the Reading Lessons.

Particular care should be taken to guard pupils against acquiring a *drawling* and *monotonous* habit of reading. If they can be made to read *fluently* and correctly at the beginning, they will avoid this habit. Do not let them *spell out* the words at first. Pronounce the sentences for them, and require them, as they read, to imitate you. They will thus soon learn to read short sentences correctly, without the aid of the teacher.

As a guide to the proper modulations of the voice, marks are given to denote the rising and falling inflections. The pupils should be made to understand the meaning of these marks, and should *never* be allowed to read a sentence in violation of their import. [See also page 10]

The rising inflection is denoted thus, '.

The falling inflection is denoted thus, `.

Entered, according to Act of Congress, in the year 1860, by

HARPER & BROTHERS,

In the Clerk's Office of the District Court of the United States for the
Southern District of New York.

W 42
educ
il



THE ALPHABET.

a	A	<i>a</i>	n	N	<i>n</i>
b	B	<i>b</i>	o	O	<i>o</i>
c	C	<i>c</i>	p	P	<i>p</i>
d	D	<i>d</i>	q	Q	<i>q</i>
e	E	<i>e</i>	r	R	<i>r</i>
f	F	<i>f</i>	s	S	<i>s</i>
g	G	<i>g</i>	t	T	<i>t</i>
h	H	<i>h</i>	u	U	<i>u</i>
i	I	<i>i</i>	v	V	<i>v</i>
j	J	<i>j</i>	w	W	<i>w</i>
k	K	<i>k</i>	x	X	<i>x</i>
l	L	<i>l</i>	y	Y	<i>y</i>
m	M	<i>m</i>	z	Z	<i>z</i>



A. APE.

a. ant.



THE APE.

THE ANT.



B. BAT.

b. boy.



THE BAT.

THE BOY.



C. CAT.

c. COW.



THE CAT.

THE COW.



D. DOG.

d. duck.



THE DOG.

THE DUCK.



E. ELK.

e. egg.



THE ELK.

THE EGG.



F. FISH.

f. fan.



THE FISH. THE FAN.



G. GIRL.

g. goat.




THE GIRL. THE GOAT.



H. HIVE.

h. harp.



THE HIVE. THE HARP.



I. IBEX.

i. inkstand.



THE IBEX. THE INKSTAND.



J. JAY.

j. jug.



THE JAY. THE JUG.



K. KEY.

k. kite.



THE KEY.



THE KITE.



L. LAMB.

l. lark.



THE LAMB.

THE LARK.



M. MAN.

m. moon.



THE MAN.

THE MOON.



N. NET.

n. nest.



THE NET. THE NEST.



O. OX.

o. owl.



THE OX.

THE OWL.



P. PINK.

p. pear.



THE PINK.



THE PEAR.



Q. QUAIL.

q. quill.



THE QUAIL. THE QUILL.



R. ROSE.

r. rat.



THE ROSE. THE RAT.



S. SHIP.

s. stag.



THE SHIP. THE STAG.



T. TRAP.

t. top.



THE TRAP. THE TOP.



U. URN.

u. um-brel-la



THE URN. THE UMBRELLA.



V. VINE.

v. vane.



THE VINE. THE VANE.



W. WOLF

w. wren.



THE WOLF. THE WREN.



X. AX.

x. ox.




THE AX. THE OX.



Y. YOKE.

y. yew.



THE YOKE. THE YEW.



Z. ZE-BRA.

z. ze-bu.



THE ZEBRA. THE ZEBU.

SCRIPT.

A B C D E F G H
 I J K L M N O P
 Q R S T U V
 W X Y Z

a b c d e f g h i j
 k l m n o p q r s t
 u v w x y z

A cat. An old man. His dog. The boy.
 My cap and my top. An ax and an ox.

FIGURES.

0-1 2 3 4 5 6 7 8 9-10 11 12

THE PRONOUNCING LESSONS.

THE Teacher may, if he think best, *pronounce* the words in the "PRONOUNCING LESSONS" for the pupil, and require the latter to repeat them after him, until he can call them readily *at sight*, before he proceeds with the Reading Lessons. This is a favorite system with many in teaching children their first lessons in reading. It is our opinion, however, that the pupil will the most readily learn the words by first pronouncing them, in imitation of the Teacher, as they occur in the regular sentences of the Reading Lessons; and we would make use of the Pronouncing Lessons *after* the pupil has gone over the corresponding Reading Lessons—as a kind of review, for the purpose of testing the pupil's knowledge of the words when he sees them in other places.

Either method, or both combined, we consider infinitely preferable to the old system of requiring pupils to spell out numerous lessons of unmeaning words or syllables before they have any idea of the use to which they may be put in reading.


But, whichever method be adopted, it is of *great importance* that the pupil should imitate the Teacher in pronouncing the words in a *decided* and *fluent*, as opposed to a *drawling* manner.



FIRST PRONOUNCING LESSON,

Containing all the words in the Reading Lessons on the next page:—

is	it	go	as	I
he	in	on	we	so
up	do	to	no	



PART II.

WORDS OF NOT MORE THAN TWO LETTERS.

LESSON I.

Is he up'?

He is'.

Is it he'?

It is he'.

He is up on it.



LESSON II.

Is it I'? No'.

Is he in it'?

He is'.

He is in it'.

So he is in it.



LESSON III.

Go on'.

Go to it'.

Go on so.

Do go on as we go.



SECOND PRONOUNCING LESSON,

Containing all the new words used in the Reading Lessons from 4 to 18 inclusive.

am	ox	or	if	by
us	an	ah	be	at
my	me	ax	ye	



LESSON IV.

Is he up on it?
 He is.' So am I.
 I am up on it.
 So we go.



LESSON V.

Do we go in'?
 We do go in'.
 Do as we do'.
 Do it as I do it.



LESSON VI.

Is he to go up'?
 He is to go up'.
 Is it he'?
 It is he'.
 Am I up'. No.'

LESSON VII.

Do so to us'.
 We do it so'.
 Do it as we do it'.
 Do it so'.




LESSON VIII.

Am I in' ?
 I am in it'.
 So is he in it'.
 So is my ox.



LESSON IX.

Is it an ox' ?
 Is it my ox' ?
 No' : it is no ox'.
 Go on' : go on'.
 Go at it so.



LESSON X.


Is it on us' ?
 Is it on me' ?
 Is it to go on me' ?
 It is to go on me'.






LESSON XI.

Is it he'? O no'!
 It is I'.
 Am I in it'?
 No, no'; he is in it'.



LESSON XII.

Is it I', or is it
 he'? It is he'.
 Do it as we do it'.
 Do it so'.



LESSON XIII.

Is it an ax', or an
 ox'? If it is an
 ox, it is my ox'.
 Ah! so it is.'




LESSON XIV.

Do I go up on it'?
 We do go up on it'.
 If it is to be so,
 go up as I go'.


LESSON XV.

Do I go up' ?
 I go up so' .
 I go *up*, UP, UP' .
 So we go' : so we go' .
 Go on' . Go on so' .



LESSON XVI.

It is an ox.
 I am on my ox' .
 So is he on my ox' .
 Go on' , ox' . Go
 'on,' ox' .



LESSON XVII.

Do ye as I do' .
 Is he up' ? So am I' .
 Do go as I go' .
 Do go on' . Go by
 me' .



LESSON XVIII.

Is it I' ? It is I' .
 Is it he' ? No' .
 Is he in it' ? He is' .
 Is it so' ? It is' .





PART III.

WORDS OF NOT MORE THAN THREE LETTERS.

THIRD PRONOUNCING LESSON,

Containing all the new words used in the next five Reading Lessons:—

let	get	boy	ran
can	and	dog	not
you	try	the	cry
see	did	fox	say

LESSON I.



Let us go up'.
 We can go up'.
 Go up as I go'.
 Do you see me go
 up'? Can you go'?

LESSON II.



I can do it'.
 Can he do it'?
 He can do it', and
 so can I'.
 You can try to do it'.

LESSON III.


A boy and a dog'. I see a boy and a dog'. The boy is on the dog'.



Do you see the boy'? Did the dog see you'?

LESSON IV.

A fox'.
Is it a fox'?.
It is a fox'.
The fox ran by the dog'. Did you see it'? Did the dog get the fox'?



LESSON V.

Do not do so'.
Do not cry'.
Did the boy say so'?
Did you see the boy'? Did he cry'?



FOURTH PRONOUNCING LESSON,

Containing the new words in the next three Reading Lessons:—

has	pet	God	him	how
new	kid	ear	nag	hen
cap	run	all	yes	fly
had	shy	but	sly	rat

LESSON VI.



See the boy'.

Is it a kid'?

Has he a new
cap'? He has'.


It is a pet kid'.

I had a cap.


See the kid run'.

But it is shy.

LESSON VII.

God has an ear
for all we say.Do you see me
on my nag'?He can see me.
I cannot see Him.Do you see my
nag run'? Yes'.

LESSON VIII.




The fox is sly'. See the old dog'.
 How sly he is'! The rat did run,
 Can the hen fly'? and so did the
 It is an old hen'. dog'.

FIFTH PRONOUNCING LESSON,

Containing all the new words used in the next three Reading Lessons:—

red	man	mug	owl	bee
eat	may	nor	bug	ant
hay	jug	jar	big	

LESSON IX.



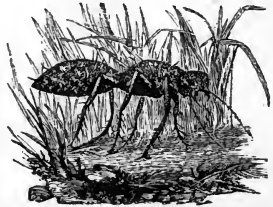
See the old ox'. Can the ox go'?
 It is a red ox'. The man may
 Can he get up'? let him go and
 Can he eat hay'? eat hay'.

LESSON X.



See the owl!
 Is it a jug'? No'. Let me see it'.
 Is it a mug'? No'. Can the owl fly'?
 It is not a mug', Yes', it can fly,
 nor a jug'. It but it can not
 is a jar. run'.

LESSON XI.



Is it a fly'? Can it be a fly'?
 No'; it is not'. It is not a fly'.
 Is it a bug'? Is it an ant'?
 No'; not a bug'. Yes'; it is a red
 Is it a big bee'? ant'. See it
 Yes'; it is a bee'. run'.

SIXTH PRONOUNCING LESSON,

Containing all the new words in the next two Reading Lessons.

top	cup	his	put	box	eye
got	Tom	tea	sip	sin	now

LESSON XII.



See my new top'.	How did the dog
Can you see it'?	get' the cap'?
Is it a big top'?	Tom put his cap
How big is it'?	on the box', and
Is his top big'?	the dog got it'.

LESSON XIII.




It is my cup'.	God can see us'.
A fly got in it'.	His eye is on us
I can put tea in	now.'
it'. May I sip	Do not sin.'
the tea'?	
No': do not do it'.	

SEVENTH PRONOUNCING LESSON,

Containing the new words in the next thirteen Reading Lessons.


pig	keg	bed	cow	use	ask
bad	tub	day	saw	too	tin
was	why	out	bee	pen	peg
pat	her	cut	pin	fat	mat
paw	sun	for	bud	far	cat
hat	lie	hot	log	hut	she

LESSON XIV.



See the dog and the pig run.
 The dog has the pig by the ear.
 It is *my*' dog', but it is not a *bad*' dog'.
 I can pat' the dog'; and I can put his paw on my cap'.

LESSON XV.



A hat on a keg'.
 A keg on a tub'.
 A tub on a box'.
 It is an old' hat', and a new' keg'.
 It is my hat.
 Did you put my hat on the keg'?'
 Why did you do it'?'
 Do not do so'.

LESSON XVI.



A fat old cat,
and a big rat.'

How sly the old
cat is'!

Do you see the
cat'?

She can see the
rat'; but the rat
can not see her'.

Old rat', run';
or the cat may
get you', and eat
you'.

The old rat is
not so sly as the
cat'.

LESSON XVII.



Get up'. Get up'.
Get out of bed.'

Let us get up',
for the sun is
up'.

Can you see
the sun'?

Do not lie in
bed all the day',
but get up now'.

Let us go out
and see the men
cut the hay'.

The hay is for
the cow and the
ox to eat'.

LESSON XVIII.



A bee on a bud.

It was a hot day in May', and I saw a bee'.

Did you see the bee on the bud'?


Did you put a pin on the bee'?

The bee was on a bud'; but the bee did not eat' the bud'.

Can the bee fly'?

May I put the bee in my mug'?

LESSON XIX.



A log', a saw', and an ax'.

Do you see the log', and the saw', and the ax'?

Is it a big log'?

It is a big log'.

The ax is to cut the log', and

the saw is to saw

Can you saw the log'?

Can you use the saw'? Do not let the ax cut me'.

LESSON XX.



Can you see me'?

Do you see me up on it'?

I am up on the hay'; and so is he up on the hay'.

Can you get up on the hay, too'?

Yes'; I can get up, too'.

You may let Tom get up', but not the dog'.

Tom, you may get up now'.

LESSON XXI.



A man and a pig'.

I see a man and a pig'.

The pig is in a pen'.

Do you see the man and the pig'?

Yes'; I do'.

Is it a fat pig'?

Can the pig eat hay'? No'.

Can we go to the pen, and see the pig'?

Yes', you may go to the pen, and see the pig.

LESSON XXII.




It is a man'.
 It is an old man'.
 How old he is'!
 Can he get up'?
 He can get up',
 but he can not go
 far' : he is so old'. Do you see his hat'?



Do you see the old log hut'?
 It is an old log hut, and it is the
 hut of the old man'.

The old man has a dog', and a
 cat', and a hen'.

You can see the dog', and the
 hen'; but you can not see the cat';
 for the cat is in the hut'.

 Require the pupil to read the following sentences correctly. Be careful to give the inflections as marked. No rules should be taught yet.

LESSON XXIII.

Is the old man in the hut now'?

Yes'; and he is on the bed`.

Can the old man see'?

Yes'; the old man can see`.

Is his dog a bad dog'?

No`; his dog is not a bad dog`.

Is the cat in the hut now'?

Yes'; the cat is on the new mat`.

Can the old man see me now'?

No`; he can not see you`. He is on the bed`.

Has the old man a hat'?

Did you say hat' or cap'?

I did not say *cap'*, but *hat`*.

Has he a big mug in the hut'?

Did you say mug', or cup'?

I did not say *cup'*, but *mug`*.

May I go to the hut', and see the old man', and ask him to let me see the cat and the mug'?

Yes'; you may go'; but do not run`.

LESSON XXIV.




A fly on a tin cup. Can the fly get out of the cup, if we put it in? Let us try to put it in.

No; no'. Let the fly go'. If we put it in, it can fly out.

Do you see the fly eat? Is it a big fly? Do you see the eye of the fly? Can the fly see me? Yes', it can see you.

LESSON XXV.



Did you ask me to go and get my top? How can I get my top?

It is in my cap, and my cap is up on the peg. I can not get up

to it. You may get it if you can.

Can you get it? Try and see if you can get it.

You can not get it so. Get up on the box.

LESSON XXVI.

God can see you.
 Man may not see
 you, but God can.
 No one can say
 he has no sin.
 It is a sin to lie.
 If I lie I am bad.




SPELLING LESSONS.

i.	ii.	iii.	iv.	v.
bat	mat	bet	pet	bin
cat	pat	get	set	din
fat	rat	let	wet	sin
hat	sat	met	boy	kin
vi.	vii.	viii.	ix.	x.
pen	man	bad	big	bid
fen	ran	lad	pig	hid
hen	pan	mad	fig	kid
men	fan	had	gig	lid
xi.	xii.	xiii.	xiv.	xv.
top	hot	mug	run	but
hop	not	bug	sun	cut
lop	lot	hug	fun	hut
mop	dot	dug	gun	nut
xvi.	xvii.	xviii.	xix.	xx.
nag	may	new	the	cup
bag	hay	few	ear	sup
lag	lay	saw	eat	now
sag	say	paw	ant	how



PART IV.

EASY WORDS OF NOT MORE THAN FOUR LETTERS.

 The words at the bottom of the pages may be used for Pronouncing and Spelling Lessons.


LESSON I.



Can the girl read'?
Can she read the
book'? Yes, she can
read some'.

Do you see her
look on the book'?
I see her now.

LESSON II.



This is an old
man. His head is
bald'. He sits by
the desk', and he
has a pen in his
hand'.

He is a good man.

girl	read	book	some	look	this
head	bald	sits	desk	hand	kind


LESSON III.

Do they run
now'?

Do you see how
fast they run'?

Do they try to
run fast'?

See the man try
to hold them'!



The man can pull hard, and he
will not let them run too fast.

LESSON IV.

Help the poor
old man'. Hold
him up'. Let him
lean on his cane'.
Do not let him
fall'. Be kind to
him'.



My hand and my arm will hold
him. I will not let him fall. I
will be kind to the old man.

fast	hard	cane	arm
hold	poor	fall	will
pull	lean	kind	hold

LESSON V.



Do you see this boy? Can you see his face? See his hair! Do you see it curl on his neck?

This is a good boy, and I hope he will grow up to be a good man.

LESSON VI.



This is the boy that has the dog. The boy will play with the dog, and the dog will not hurt him.

Have you seen them play? It is a good dog. A good dog will not bite you.

face
hair
curl

neck
that
good

play
with
hurt

have
seen
them

LESSON VII.



Do you see me on the load'?

I am up on the load.

Is John on the load, too'?

No; John is not on the load,
but the dog is up on the load
with me.

Is it a load of hay'?

No; it is not a load of hay.

Do you see the dog'?

Now the dog and I will ride to
the barn on the load.

We must take care, and not
fall. We must hold on to the
load. Do not go too fast.

load	ride	cart	care	must
John	barn	take	fall	fast

LESSON VIII.



Ann. Jane, what is it? What do you see? May I look, too?

Jane. It is the nest of a bird, and I see four eggs in it.

Ann. O do let me see them! How nice the eggs are! What a nice nest they are in! How soft and warm the nest is! May we take the eggs?

Jane. No, we must not take them, for the bird will not like it, and the eggs are not ours. We must let them be in the nest; and then the old bird will come and sit on them, and keep them warm.

LESSON IX.



The lad can not walk all day. He has been a long time on the road, and now he sits down on a rock to rest.

Poor boy'! He has a long way to go, for he is far from home. He must get up, and take his cane, and go on.

He must not stay here long, for it will soon be dark.

Do you see the pond near the boy'? Some fine fish are in that pond, but the boy can not stop to fish for them.

walk	long	time	road	sits
down	rock	rest	home	must
take	cane	stay	pond	fish

LESSON X.



What does this girl hold in her left hand? Do you know the name of it? Why does she look at it?

What has she on her head? What has she in her ears? Is she a vain girl?

If she is vain, is she good?




This girl has a box in her hand.

What is the box made of? What is in the box?

What does the girl wear on her head? Has she such a hat in her box? No; she has a new hat in the box. She will take it home. She has just been to buy a new hat.

She may put it on and wear it.

LESSON XI.



Here are four mice', and one rat', and a boy', and a dog', and a cat'.


Can you show me the rat'? Yes, the rat is the big one, with the long tail. Has the rat long ears'? Can you see them'?

One of the mice is on the box. The old cat will have it; but she will not get the rat.

The rat is near his hole. Do you see the rat's hole'? Does the rat live in that hole'? Has the rat a nest in that hole'?

Is it dark in that hole'? Yes; but the rat can see in the dark.

LESSON XII.



Do you see this ox draw the cart? No, it is not a cart. Then what is it? Why does the man let *one* ox draw it? Why does he not have two?

The man is a poor man, and he has but one ox. Can the ox draw a cart when the man puts a load on it?

Yes; the ox can draw it if the man does not put a big load on it.

What is that on the neck of the ox? It is a yoke. What kind of a yoke do you call it? It is an ox-yoke. Has the man a whip?

How does he make the ox go?

LESSON XIII.

Do you see this man? He is bald', and he is old'; but he is a *good* man'.



Do you ask how I know he is a good man'? I know

he is a good man, for I can see it in his face.

Do you hear him talk to them'? Do you know what he says'?

He says, God made you. God is good. He can take care of you', and keep you from harm'.

Here are two more men, but I do not know that they are good men. They may be bad.



They do not look much like good

men. You must shun bad boys and bad men. Go not with them.

LESSON XIV.



LEARNING TO DRAW.

Yes, my Doll', sit down'. Keep your hand by your side, and do not move it. Keep your feet up. How can I draw if you move so much'?

Yes; that will do. No, no. Put your hand down. Do not hold it up so. Put it down in your lap. Now keep your arm down, and let me try to draw it.

Now I have made a new one. That will do. Now, Doll', you may get down. You have been a good Doll.

LESSON XV.



LEARNING TO WALK.

Come'! *Now* you may try'. Do not go too fast. I will not let you fall. See! see! That is it. Yes; that is the way.

You *did* walk, and you did not fall. Now hold on to my hand, and I will lead you.

Yes; that is a good boy. Do not try to run. When you can walk, and not fall, then you may try to run.

You can not walk fast now. Take care that you do not fall and hurt you. Do not go too far from me. Will you take hold of my hand now'?

LESSON XVI.



BE KIND TO THE POOR LAME BOY.

Be kind to the poor lame boy'; for he can not walk', and run', and play', as you can'.

And do you see the boy who has hold of the pole, to pull the cart'? That poor boy can not hear'. He is deaf'. But he can walk', and he can see'.


And do you see the tall boy take hold of the cart, to push it'? That poor boy can not see'.

And do you see the girl'? She can see', and hear', and walk'.

SPELLING LESSONS.

i.	ii.	iii.	iv.
bide	bold	fast	fine
hide	hold	past	line
side	gold	last	mine
tide	told	mast	dine
ride	cold	cast	nine
wide	sold	vast	pine
v.	vi.	vii.	viii.
hear	nest	bake	hand
near	best	take	land
fear	vest	lake	band
dear	pest	cake	sand
tear	test	make	lend
rear	rest	wake	mend
ix.	x.	xi.	xii.
play	will	pill	down
slay	hill	till	town
clay	sill	tare	gown
tray	bill	care	fade
pray	mill	fare	made
dray	fill	dare	lade
xiii.	xiv.	xv.	xvi.
look	nice	bolt	load
took	mice	colt	toad
book	rice	home	fall
hook	vice	dome	tall
cook	dice	sold	care
nook	dolt	told	dare

LESSON XVII.
HORSES AND THEIR RIDERS.



Here are two men, who ride fast, but not so fast as they can go. What a dust they make! Do see one of them look at us! Why does he not go?



Is this one here the *same* man? How fast he goes! Will he not fall? He does not fear; but he may fall. We do not know why he goes so fast.



Is *this* the same man? Did he fall? Is he hurt? Is not the man dead? We can see more men not far off.

LESSON XVIII.



THE BOY AND THE DON-KEY.

The boy says, "Now I will go and take a ride." So he puts on his coat; and then he says he must make it fast with a belt.

So he puts on the belt. Do you see the belt? He has a whip in his hand, and a cap on his head.

Can the boy ride fast? Yes', he can ride fast. How far will he ride? He will ride out to see the men who are at work in the lot. It is not far.

Will the dog go with him? No'; the dog is out in the lot now.

LESSON XIX.



DON'T BE AFRAID.

Let the wind blow. On, on, we will go. Did you see a toad? Don't fear it. It can not hurt you. It will hop out of the way soon. I will take care of you.

LESSON XX.



LOOKING AT THE PICTURES.


John says to her, "Yes, you may see all of them. How fine they are! What a nice book it is!" Ann', can you tell me the name of the book'?

LESSON XXI.



[THE BABY HAS JUST WAKED UP.]

We have now come to the last page. Now you may have a new book; but you must take good care of it. You will find more in the new book than in this.



RETURN TO the circulation desk of any
University of California Library
or to the

NORTHERN REGIONAL LIBRARY FACILITY
Bldg. 400, Richmond Field Station
University of California
Richmond, CA 94804-4698

ALL BOOKS MAY BE RECALLED AFTER 7 DAYS
2-month loans may be renewed by calling
(415) 642-6753
1-year loans may be recharged by bringing books
to NRLF
Renewals and recharges may be made 4 days
prior to due date

DUE AS STAMPED BELOW

MAY 22 1991

SENT ON ILL

APR 01 1996

U. C. BERKELEY

7290631

894

W742

P
Educ.

Lib.

THE UNIVERSITY OF CALIFORNIA LIBRARY

WILLSON'S READERS AND SPELLERS.

I. SCHOOL AND FAMILY SERIES.

Beautifully Illustrated.

I. The Primer, adapted to interest and instruct small children, begins with the alphabet and extends to words of four letters. It has much of the simple, conventional style.

II. The First Reader, beginning with easy words of four letters in Part I, extends to easy words of six letters in Parts IV. and V., and a few easy words of two and three syllables. Inflections are given where required, but no rules.

III. The Second Reader is divided into Seven Parts, each preceded by one or more simple elocutionary RULES, designed for the Teacher only.

IV. The Third Reader contains, at the start, a brief synopsis of the "Elements of Education":

PART I. Stories from the Bible.

PART II. Moral Lessons.

PART III. First Division of Animal Life—Quadrupeds, &c.

PART IV. Miscellaneous.

V. The Fourth Reader contains, at the start, "Elements of Elocution" the same as in the "Third Reader," as frequent reference is made to the Rules.

PART I. Treats of Human Physiology.

PART II. Second Division of Animal Life—Ornithology, or Birds.

PART III. First Division of Vegetable Physiology, or Botany.

PART IV. Miscellaneous.

PART V. First Division of Natural Philosophy.

PART VI. Sacred History.

VI. The Fifth Reader.

PART I. Elocutionary.

PART II. Herpetology, or Reptiles.

PART III. Second Division of Physiology and Herpetology.

PART IV. Second Division of Botany.

PART V. Ichthyology, or Fishes.

PART VI. Civil Architecture.

PART VII. Natural Philosophy, continued.

PART VIII. First Division of Physical Geography.

PART IX. First Division of Chemistry.

PART X. First Division of Geology.

PART XI. Ancient History.

Miscellaneous Divisions, embracing the finest Literary Selections, succeed each of the foregoing.

Two *Higher Readers* of this Series have been announced, and much of the labor of their compilation has already been done. It is designed to complete them as soon as possible; but as *Sixth* and *Seventh Readers* are used in our public schools, easy lessons on some of the most interesting subjects of Natural History, set apart for these higher books, have been written, and introduced in the following Intermediate Series.

II. INTERMEDIATE SERIES.

Beautifully Illustrated.

I. A Third Reader. This Reader is designed as an *Intermediate* book, to be used between the *Second* and *Third Readers* of the School and Family Series, by those who wish an additional book for this grade of pupils. While it aims to present a great variety of reading-matter—much of it *original*, with numerous lessons on character, duty, &c.—it nevertheless adheres to the general principles on which the other Readers were written. Thus some of the interesting metamorphoses, habits, uses, &c., of *Insects* are here described, in a few familiar lessons, designed as introductory to a more full exposition of the general subject in higher Readers.

II. A Fourth Reader. This Reader is designed as an *Intermediate* book, to be used between the *Third* and *Fourth Readers* of the School and Family Series; or it may be used immediately after the "Intermediate Third," which it closely follows in graduation. The book contains some important analytical features; and the last 48 pages are devoted to the subject of the INSECT WORLD.

A Primary Speller, with Reading and Dictation Exercises, &c.

A Larger Speller, with Exercises in Synonyms, Definitions, &c.

The leading idea of the higher numbers of the School and Family Series is to *popularize* the capacities of children, the Higher English Branches of Study, and to *adapt* the whole to a Series of INTERESTING, INSTRUCTIVE, and PROGRESSIVE Reading Lessons, to the want of our *Public* as well as *Private* Schools.

The NATURAL SCIENCES, and especially the departments of Animal Life, are here presented in a new and attractive light, divested of useless technicalities, enlivened by incident and anecdote, adorned by poetic selections, and illustrated in a very superior manner. A great variety of *miscellaneous* reading-matter is also introduced.

No other Series of Readers makes any approach to this in EXTENSIVE VARIETY, BEAUTY, and UTILITY OF ILLUSTRATIONS.

HARPER & BROTHERS, PUBLISHERS, N. Y.