

973.742


L496S




*George Washington Flowers
Memorial Collection*

DUKE UNIVERSITY LIBRARY

ESTABLISHED BY THE
FAMILY OF
COLONEL FLOWERS





T H E

School of the Guides,

FOR THE USE OF

THE ARMY OF THE CONFEDERATE STATES,

WITH QUESTIONS.

Eugene de Gal

Twenty-Eight Illustrations.

RICHMOND, VA.:
WEST & JOHNSTON.

1862.

Questions entered according to Act of Congress, by
BRAWNER & PUTNAM,
In the Clerk's office of the District Court of the Northern
District of the State of Georgia.

Engraving and Printing by
H. P. HILL & CO.,
Griffin, Ga.

Tr. R.
~~CR. 2451~~

Conf
Pam
12mo
313

PUBLISHERS' NOTE.

This compilation is reprinted with the hope that it may be serviceable to such of our citizen soldiers as are novices in military science. It will greatly facilitate sergeants in acquainting themselves with their duties as guides in battalion movements; saving not only the labor of searching through, but the expense of buying many "voluminous works wherein the details are combined with the other parts of military tactics."

The usefulness of the work is greatly enhanced by a series of questions, prepared by a gentleman of high military attainments. *This* we claim to be a great addition to the value of the book. It is to be found in no other edition.

Should it be the means of lessening the labors of our brave volunteers, in the glorious work of achieving our national independence, the publishers will be abundantly repaid for their risk and trouble.

313494

S I G N S .

LIEUTENANT COLONEL,.....	X
MAJOR,	A
GENERAL GUIDE,.....	♁
GUIDE,	●
POINTS ON THE GROUND,.....	○
MARKERS,	♂

SCHOOL OF THE GUIDES.



SCHOOL OF THE BATTALION.

GENERAL RULES.

THERE will be in each battalion one color sergeant and two general guides, (right general guide and left general guide;) there will also be one closing sergeant (left guide of the left company,) and one covering corporal.

The color sergeant will be in the centre of the battalion.

The right general guide will take post behind the right of the first or right company and on the alignment of file closers, and the left one in the same manner on the left of the eighth or left company.

The closing sergeant will be in the front rank, on the left of the last company, and the covering corporal behind him, in the rear rank.

The color and general guides serve for the march of the battalion and to take general alignments

TO OPEN AND CLOSE RANKS.

- 1.—*Prepare to open ranks.*
- 2.—*To the rear open order.*
- 3.—MARCH.
- 4.—FRONT.

At the second command, the covering sergeants and covering corporal step to the rear, taking the distance of four paces opposite to their intervals, in order to mark the alignment of the rear rank. The covering corporal will be careful to invert his piece and elevate it perpendicularly before him, to indicate to the major the direction which he has to give to the covering sergeants. At the third command, the rear rank of the battalion will step to the rear and will be aligned by the covering sergeants; the file closers two paces to the rear of the rear rank. The last file closer who is on the left of the battalion, will invert his piece in the same manner as the covering corporal, to indicate to the lieutenant colonel the direction he will have to give to the file closers. At the fourth command, the covering sergeants will take their place in the front rank.

The closing of ranks will be in accordance with paragraph No. 476 of Scott's Tactics.

LOADINGS AND FIRINGS.

In all firings the covering sergeants will place themselves upon the alignment of file closers, opposite to their intervals, and will re-take their posts at the tap of the drum.

The file closers, during the loadings and firings, will remain at shoulder or support arms, as the order may be given to them.

In all the firings, the color and its guard fall back, so that the front rank shall be on a line with the rear rank of the battalion. The guard will always carry the musket with bayonet fixed and in the right arm, and will reserve its fire for the defense of the color. At the tap of the drum, they will retake their place in line of battle.

To execute the fire by the rear rank, the covering sergeants and file closers will conform to what has been prescribed for them in paragraphs No. 512 and 513 of Scott's Tactics. The color sergeant will pass into the rear rank, and the closing sergeant and covering corporal will change places.

In squares, the color sergeant alone retires upon the line of file closers. The color guard will fire the same as the company of which it forms a part.

TO BREAK TO THE FRONT TO THE RIGHT OR LEFT INTO COLUMN.

Figure No. 1.



- 1.—*By company right wheel.*
- 2.—*Quick—MARCH.*

At the first command, the covering sergeants replace their captains in the front rank.

At the command march, the covering sergeants do not move; the left guides as soon as they can pass, will place themselves on the left of the front rank, to conduct the marching flank.

Each captain of company having given the command *halt*, the covering sergeant will place himself on the right of the first man, the left guide, at the same time, will place himself opposite his captain, and will observe to leave space enough between himself and the man on the right to contain the front of the company, without occupying himself with the direction, which will only be taken when the column is put in march.

When the battalion breaks to the left, the covering sergeant will conduct the marching flank, and the left guide will place himself on the left of the company the moment it halts.

Same principles to break by division.

TO BREAK TO THE REAR BY THE RIGHT OR LEFT INTO COLUMN.

Figure No. 2.



1.—*By the right of companies to the rear into column.*

2.—*Battalion—RIGHT FACE.*

3.—*Quick—MARCH.*

At the first command the covering sergeant will replace the captain in the front rank.

At the second command, the covering sergeant will break to the rear at the same time with the right files, and will place himself before the front rank man of the first file, in order to conduct it.

At the command *march*, each covering sergeant will conduct his company correctly perpendicularly to the rear, and when each captain will have commanded *halt—front*, the left guide will go and place the left elbow lightly against his breast.

When the battalion breaks by the left of companies to the rear into column, the covering sergeants will conform to what has been prescribed for the left guides, and the left guides to what has been said for the covering sergeants.

TO PLOY THE BATTALION INTO CLOSE COLUMN OR MASS.

Figure No. 3.



- 1.—*Close column by company.*
- 2.—*On first company right in front.*
- 3.—*Battalion—RIGHT FACE.*
- 4.—*Quick—MARCH.*

Whenever a column shall be formed at half distance or closed in mass, the file closers shall be at the distance of one pace from the rear rank.

At the second command, the covering sergeants will replace their captains in the front rank.

At the third command, the right files of each company and the covering sergeant will break to the rear, as has been before stated.

At the command, *march*, the file closers will incline towards the rear rank, so as to close to the distance of one pace from this rank. The left guide of the first company will place himself upon its left as soon as the movement of the second will permit him. As each company will have entered the column, and its captain will have halted it, the left guide will place himself promptly on the direction, at five paces from the guide who precedes him.

When the battalion is ployed in front of the first company, the movement will be executed by the same principles; each captain having halted his company in the column, the right guide will face to the rear, place himself at five paces from the guide who precedes him, and will only face about, at the command of the chief of battalion.

If the battalion be ployed in front or in rear of the eighth company, the movement will be executed after the same principles, but by inverse means.

If the movement be made on an interior company, the guides of the subordinate companies will face to the side of the direction and will only face about at the command of the chief of battalion.

MARCH IN COLUMN AT FULL DISTANCE.

In the march in column, there are three ways of giving the direction to the leading guide.

1.—There will be pointed out to him, two distinct and prominent objects in front of him, on the line which he is to follow. This guide will immediately face to it and take for point of direction, the object most distant, and for intermediate one, the nearest to him.

2.—If the locality should offer but one distinct or prominent object on the direction which the first guide is to follow, this guide will face to it as soon as it shall have been pointed out to him, and will immediately select on the ground an intermediate point.

3.—When no prominent or distinct object presents itself, the lieutenant colonel, or adjutant, will throw himself forty paces in front and face to the column. The chief of battalion will, by a sign with his sword, place him on the direction which the first guide will have to follow. The lieutenant colonel being thus placed, the guide will immediately face to him, take two points on the ground, conforming himself to what is prescribed in paragraph No. 529, School of the Company.

Pending the march, the first guide can always assure himself that he is in the right direction, when the point nearest to him masks the most distant.

In wheeling on the march, the guide who is on the pivot flank will take the step of nine inches, being careful to describe a small circle so as to clear the wheeling point. He will lengthen or

shorten the step, only upon command of the captain.

When a column is formed at half distance or in mass, or marching in route step, the guide, who is on the pivot flank will take the step of fourteen inches, instead of the one of nine inches; he will lengthen or shorten the step, only upon command of the captain.

In a column by platoon, there will be but one guide on the flank of each. He will be on the left flank, if the right be in front, and on the right, if the left be in front.

In a column by company, or by division, there will always be a guide on each flank of the column; they will be denominated right and left guides, and one of them will always be entrusted with the direction.

The first duty of a guide is, to well fix in his mind the extent of the front of the sub-division which he is to conduct so as to correctly keep the distance of platoon, company, or division, according to the formations which may take place during the movements.

He must also well understand, that he is charged with conducting his company, and not let himself be conducted by it, as frequently happens with inexperienced guides. It cannot be too strongly impressed upon them, not to interfere with their companies, but to strictly conform themselves to the movements of the preceding guide; to follow in his traces; take his step; maintain the distance of company between himself and this guide; pass through all the points through which he will pass, without occupying

himself with the general direction, which only concerns the leading guide.

A guide should never alter the length or cadence of his step. According to this principle, when, for example, a company which should have halted at three paces behind the line of battle has passed that line, if the guide has correctly marched, the fault lies with the captain, who will not have given his commands of caution or execution in time.

A guide is responsible for the distance, the direction and the step.

When a guide loses his distance, he must regain it gradually, either by lengthening or shortening the step by one or two inches, so that there may be no stop or wavering on the march.

If a guide has neglected to march in the traces of the one who precedes him, has sensibly thrown himself inside or outside of the direction, he will remedy this fault by advancing more or less the right or left shoulder, so as gradually to regain the direction, thereby avoiding the inconvenience of the oblique step, which occasions loss of distance.

When a column is halted, the guides must not move, even if they should not have their distances, and should not be on the direction.

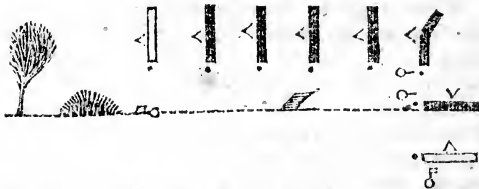
If, when in column of several companies, they are to break successively into platoons, it is of the utmost importance that each guide should continue to march the same step, neither making it shorter nor slower, whilst the company which precedes him breaks, even if he be compelled to close entirely upon the latter. This attention is

indispensable, in order to prevent the prolongation of the column.

THE COLUMN ARRIVING BEFORE OR BEHIND THE LINE OF BATTLE, OR BY ONE OF ITS EXTREMITIES, TO PROLONG IT ON THAT LINE.

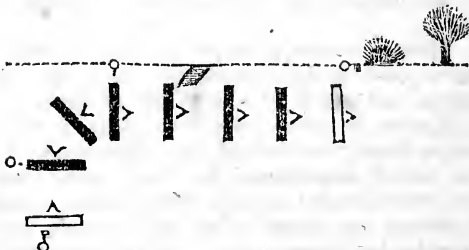
BEFORE.

Figure No. 4.



BEHIND.

Figure No. 5.



The general guide, at the head of the column, will direct himself on the two points which will

be indicated to him on the line of battle, without regulating himself upon the march of the column.

The color and the general guide who follow, will march abreast with their respective companies, and will maintain themselves on the line by directing themselves; the first, on the general guide at the head of the column, and the latter, on the color and the general guide at the head of the column.

The guides of companies always march at four paces from the general guides who are on the line of battle. The first guide will march abreast with the right general guide; the following guides will march in the traces of the guide who precedes, and will be careful to preserve the step and cadence without occupying themselves with the general direction.


THE COLUMN BEING HALTED, TO MARCH IT A SHORT DISTANCE TO THE REAR.

The chief of battalion causes it to face about; the file closers remain in the front of the rear rank, and the guides will place themselves on the line of the rear rank.

In a column by division, the covering sergeant in the centre of the division will step into the line of file closers.

CHANGES OF DIRECTION.

Figure No. 6.



Head of column to the left (or to the right.)

The guide of each company will direct himself so as to graze the breast of the marker ; as soon as the first guide will have turned or wheeled, he will be careful to direct himself immediately on the two points which will be indicated to him.

In the wheelings, the guide of each company will be careful not to throw himself inside or outside of the arc of the circle which he is to describe, but to pass through all its points.

When a company, marching at the quick step, has to turn or to form itself into line, the soldiers will accelerate the pace to 130 steps to the minute.

TO RECTIFY THE DIRECTION OF THE GUIDES OF
A COLUMN, BEFORE FORMING IT INTO LINE OF
BATTLE.

THREE EXAMPLES:

1.—If the chief of battalion wishes to give a general direction, he will place the first two guides on the direction which he may wish to give to the line of battle, and will command,

Guides cover in file.

At this command, the following guides will place themselves lightly on the direction of the two first, leaving, exactly, a distance of sub-division from one to the other.

2.—If the chief of battalion does not judge it necessary to give a general direction to the guides of the column, he will merely rectify the position of those who may be too much in or out of the direction, by the command, *guide of such a company, to the right, or to the left.* At this command, the designated guides will place themselves on the direction; the others will stand fast.

3.—Finally, if the general guides march on the flank of the column, the chief of battalion having assured them on the direction, if they be not already there, he will command,

Guides on the line.

At this command, the guide placed on the directing flank of each company will promptly

place himself on the direction of the general guides, facing towards the head of the column. The lieutenant colonel and major will rapidly align them.

TO CLOSE THE COLUMN IN MASS ON THE HEAD OF THE COLUMN.

Figure No. 7.



- 1.—*Column close in mass.*
- 2.—*Quick—MARCH.*

Each guide will march in the traces of the one who precedes him, and afterwards place himself lightly at the distance of five paces from this guide, being careful to fix his eyes on the lieutenant colonel, who will be at the head of the column, so as to incline either to the right or to the left, on a signal from that officer, if it be necessary.

A guide will always be certain that he is on the direction, if the guide who is before him masks the preceding one; he will be careful to keep his head direct to the front to place himself on the direction.

TO CLOSE THE COLUMN IN MASS ON THE REAR OF THE COLUMN.

Figure No. 8.



- 1.—*On eighth company close in mass.*
- 2.—*Battalion—ABOUT FACE.*
- 3.—*Column forward.*
- 4.—*Guide right.*
- 5.—*Quick—MARCH.*

Same observations as for the preceding movement.

The battalion having faced about, the guides will remain in the front rank, now become the rear.

The guides will only face about at the command of the chief of battalion.

GENERAL RULES.

The guides must well impress themselves with the rule, that in all movements, whether in column or in line of battle, they must always face to the side of the direction to align themselves, and not turn their backs to the point on which they are to align, as is often done by guides who are not acquainted with their duty.

TO TAKE DISTANCE ON THE HEAD OF THE COLUMN.

Figure No. 9.



- 1.—On first company take wheeling distance.
- 2.—Battalion—ABOUT FACE.
- 3.—Column forward.
- 4.—Guide right.
- 5.—Quick—MARCH.

Before the commencement of the movement, the left general guide will throw himself promptly to the rear, a little behind the point at which the rear of the column will arrive, and will place himself correctly on the prolongation of the two markers placed, one opposite the first company, and the other at wheeling distance behind the first.

The battalion having faced about, the guides will remain in the front rank now become the rear.

The captain of the first company having aligned his company and commanded *front*, the marker will retire, and will be replaced by the left guide.


The same directions will apply to the second company.

The guide of the last company will direct himself a little inside of the left general guide.

As each company halts, the guide will face to the front, and will place himself promptly at the distance and on the direction.

TO TAKE DISTANCE ON THE REAR OF THE COLUMN.

Figure No. 10.



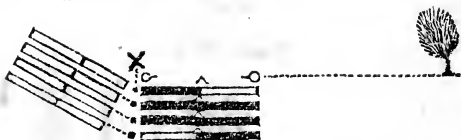
- 1.—On eighth company take wheeling distance.
- 2.—Column forward.
- 3.—Guide left.
- 4.—Quick—MARCH.

Before the movement commences, two markers will be placed on the left after the same principles as to take distance on the head of the column, and the right general guide will place himself beyond the point at which the head of the column will arrive, as has been before said for the left general guide.

The guides will follow the principles previously prescribed, and as each company halts, they will face to the rear, take their distance, place themselves on the direction, and will face about only at the command of the chief of battalion.

CHANGE OF DIRECTION OF COLUMN CLOSED IN MASS—FROM A HALT.

Figure No. 11.



- 1.—*Change direction by the right flank.*
- 2.—*Battalion right face.*
- 3.—*Quick—MARCH.*

At the command—march, the right guide of the first company will direct himself from the first step on a parallel line with the two markers placed beforehand on the new direction.

The right guide of each of the following companies will conform himself to the direction of the right guide of the company which precedes him in the column, so as to enter on the new direction parallel with this company, and at three paces, or about that distance from its rear rank.

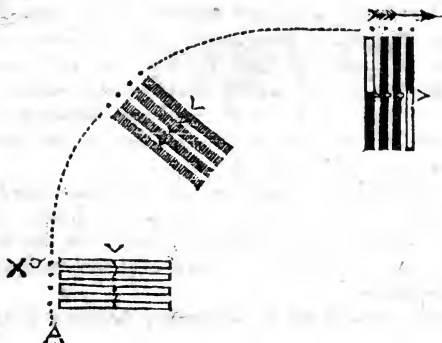
The left guides, as the companies are halted, will place themselves on the direction and at the distance of five paces from the preceding guides.

Same principles for a change of direction by the left flank.

ON THE MARCH.

This movement is always executed on the principles of a wheel.

Figure No. 12.



- 1.—*Battalion right wheel.*
- 2.—**MARCH.**
- 3.—*Forward.*
- 4.—**MARCH.**

At the second command, the movement commences; the first division will wheel, as if it were part of the column, at half distance; the guide who conducts the marching flank will be careful not to throw himself inside of the arc of the circle which he is to describe. As soon as this division commences to wheel, the others will

conform themselves to the movements. For this purpose, the left guide of each, throwing forward a little the left shoulder, and lengthening a little the step, will incline to the left by obliquing, and will observe to gain, at the same time, ground enough forward, so that there will be constantly between his division and the one which precedes it, the distance of three paces; and as soon as he covers the guide of that division, he will cease obliquing, and will march exactly in his traces.

Each right guide will maintain, between his division and the one which precedes it, the same distance as the wheeling flank.

At the fourth command, the divisions having to take the direct march, if a guide should not cover exactly the one who precedes him, he will do so, little by little, by throwing forward the left shoulder.


Same principles for changing direction to the left.

THE COUNTER-MARCH.

Whether the right or left be in front, and either at full or half distance, or in mass, the two guides will face about when their companies face to the right or to the left, and will retake their places as soon as each chief of company, after having conducted and aligned it, will have commanded *front*.

IN COLUMN BY SUB-DIVISION CLOSED IN MASS
AT A HALT, TO FORM DIVISIONS.

Figure No. 13.



- 1.—*Form divisions.*
- 2.—*Left companies left face.*
- 3.—*Quick—MARCH.*
- 4.—*Guides—POSTS.*

At the second command, the right and left guides of the right, (or odd numbered companies,) will place themselves before the file which is next to them, facing to the right, and will touch lightly with the right arm, the breast of the first rank man of that file, in order to mark the direction.

At the command—*march*, the even numbered companies will be conducted by their left guides.

The chiefs of even numbered companies having halted their companies and faced them to the front, each left guide will throw himself promptly forward, face to the right, and place himself correctly upon the direction of the guides of the odd numbered companies, and so as to be opposite to one of the last three files of his company.

At the fourth command, the guides who have marked the front of divisions, re-take smartly,

their place in column, the left guide of the odd numbered company passing through the interval which separates the two companies.

BEING AT FULL OR AT HALF DISTANCE.

The divisions will be formed in the same manner, but the chiefs of the even numbered companies having halted them and commanded *front*, march them forward to align them on the odd numbered companies, halt them anew, slightly in rear of the rear rank of the odd numbered companies, and it is then, that the left guides place themselves on the line in order to mark.

With the left in front, the divisions will be formed on the same principles, applying to the even numbered companies what has been prescribed for the odd, but the guides will face to the left.

LEFT INTO LINE WHEEL.

- 1.—*Left into line wheel.*
- 2.—*Quick*—MARCH.
- 3.—*Guides*—POSTS.

At the first command, the right guide of the first company will place himself promptly on the direction of the left guides of the column, face to them, and so as to be opposite to one of the three right files of his company in line of battle.

At the second command, the left guides will not stir.

At the third command, the guides re-take their places in the line of battle, passing through the in-

terval of the chief of company nearest them, and in order to allow them to pass, each chief of company will place himself before the first file of his company, and the covering sergeant behind that same file. This rule is general for all formations in line of battle.

In all formations in line of battle, the file closers will place themselves exactly at two paces in rear of the rear rank.

With the column left in front, the left guide of the eighth company will place himself at the first command, on the direction of the right guides, and the right guides will follow what has been prescribed for the left guides.

If the column be formed by divisions, the same means will be employed, but observing what follows: If the right be in front, at the command *halt*, given by each chief of division, the left guide of each odd company will place himself on the line opposite to one of the three left files of his company, and will align himself correctly on division guides, who, for this purpose, will invert their pieces and hold them perpendicularly in front of their bodies at the command *left into line wheel*.

If the column be left in front, the right guides of the even numbered companies will conform themselves to what has been prescribed for the left guides of the odd numbered companies, and will place themselves opposite to one of the three right files of their company.

SUCCESSIVE FORMATIONS.

—

COLUMN AT FULL DISTANCE ON THE RIGHT INTO
LINE.

Figure No. 14.



- 1.— *On the right into line.*
- 2.— *Guide right.*
- 3.— *Guides—Posts.*

The right guide of the first company will march straight before him to the point at which his company will turn to the right, and each guide will march in the traces of the one who precedes him.

The first company having turned to the right, the right guide will direct himself so that the man who is next to him will arrive opposite to the marker, who is on the right; the company having been halted, the left guide will retire on the line of file closers. Each right guide of the

following companies after having turned to march on the line of battle, will direct himself so as to arrive next to the man on the left of the company which precedes him, and as each will be successively halted, each left guide will place himself before one of the three left files of his company, facing to the right, and aligning himself correctly on the direction.

Same principles for forming on the left into line.

When, to execute the above formations, the battalion, instead of being at full distance or at half distance, will be closed in mass, the guides will take the greatest care not to shorten the step in turning, in order to avoid arresting the march of the column.

When, in executing successive formations, the chief of battalion wishes to commence firing, (the firings are always by file), the duty of the guides is as follows :

I suppose the execution of the above movement.

At the command, *fire by file*, of the chief the first company, the marker, placed before the right of the first company will retire, and the other will fall back opposite to the right man of the second company ; the chief of the second will, in his turn, commence firing. When the chief of the third will have commanded *front*, the marker, placed before the right file of the second company will retire at the command, *front*, and the left guide will fall back opposite to the right man of the third company, and so on, for the following :

will direct himself straight forward; the one of each of the other companies will follow the file which will find itself before him, when the company which precedes his has ceased to wheel.

The second company having been halted at the distance of three paces from the line of battle, the left guide will place himself on the line, so as to be opposite to one of the three left files of his company.

At the moment the guide of the second company turns to the right, the guide of the third, ceasing to follow the file which is before him, will march straight forward till the chief of his company turns it to the right; the left guide will execute what has been said for the one of the second.

The guides of each of the other companies will execute what has been prescribed for those of the third.

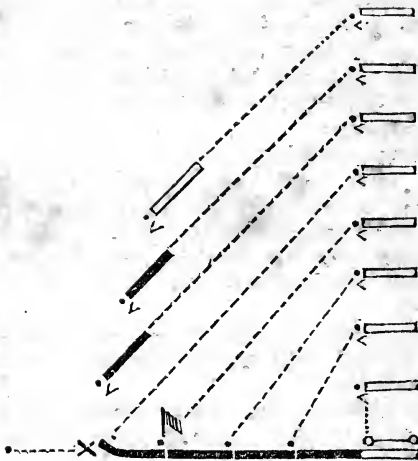
The guide of each company must be careful to turn, so as to arrive squarely upon the line of battle.

If, during the execution of the movement, a company should meet an obstacle, its chief will cause it to march by the flank, and the guide will continue to follow the file behind which he finds himself, maintaining himself exactly at the same distance from the company which precedes his.

Same principles for left in front.

COLUMN AT FULL DISTANCE INTO LINE FACED
TO THE REAR.

Figure No. 16.



- 1.—*Into line faced to the rear.*
- 2.—*Battalion right face.*
- 3.—*Quick—MARCH.*
- 4.—*Guides—POSTS.*

At the command *march*, the companies will put themselves in march; the left guide of the second company will promptly detach himself to mark the line of battle; he will place himself as has been prescribed for successive formations,

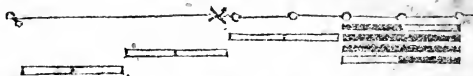
and thus indicates to his chief of company the point at which he is to cross the line of battle.

The left guides of the following companies will detach themselves in time to precede their companies by twelve or fifteen paces on the line; they will place themselves so, as to be opposite to one of the three left files of their company, in line of battle.

DEPLOYMENT OF COLUMN CLOSED IN MASS.

Every time that a company has to form itself on the line of battle, the guide who has to mark, is always the one who is the farthest from the point of direction; that is to say, the one who will find himself on the opposite side from the one on which the chief of the company places himself to align it. If the guides understand this principle well, they will never be embarrassed, whether the battalion manœuvres in direct order, by inverse, or by the rear rank; while often, for example, the right guides come out on the line when it should be the one of the left, and it sometimes happens that from the uncertainty they feel themselves in, neither comes out to mark, and that the lieutenant colonel or major is obliged to call them out. When a guide has to place himself before his company to mark the direction, he will take the greatest care to place himself, so as to be opposite to one of its three exterior files.

Figure No. 17.



- 1.— *On first division deploy column.*
- 2.— *Battalion left face.*
- 3.— *Quick—MARCH.*
- 4.— *Guides—POSTS.*

The two markers being placed before the first division, the left general guide will throw himself on the line of battle a little beyond the point at which the left of the battalion will rest when deployed, and will place himself correctly on the prolongation of the markers established before the first division.

At the third command, the left guide of the second division will direct himself on a parallel line with the line of battle; those of the third and fourth divisions will march on a line with him; each will preserve the distance of five paces between himself and the guide of the division which precedes his in column.

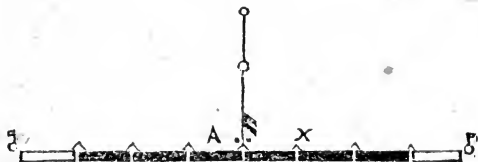
The second division having been halted, the two left guides of the companies forming the division, will place themselves on the line and on the direction of the markers. The right guides of the third and fourth divisions, in conducting their divisions on the line, will be careful to direct them so as to arrive next to the man on the left of the division which precedes them. The two left guides of companies of each division, will place themselves on the line at the moment each

division will have been halted anew, at three paces from the line of battle.

Same principles for deployment on the fourth division. In this case, it is the right general guide who detaches himself to mark the line of battle, and the guide of the first division will direct himself three paces inside of this general guide. If the movement takes place on an interior division, both general guides will detach themselves.

ADVANCE IN LINE OF BATTLE.

Figure No. 18.



- 1.—*Battalion forward.*
- 2.—*MARCH.*

At the first command, the front rank of the color will step forward six paces, and be re-placed by the second rank. The color sergeant will take two points on the ground on a line between himself and the lieutenant colonel, in advance.

The two general guides will place themselves on a line with the color; the right one in front of the chief of the first company, the left one in front of the closing sergeant.

The covering sergeant of the fifth company

will step into the front rank in the place of his chief of company, and the closing sergeant will step into the rear rank; the covering corporal on the line of file closers.

At the second command, the battalion will put itself in march.

The color-sergeant entrusted with the step and the direction, will scrupulously observe the length and cadence of the step, will march on the prolongation of the two points which he will have taken on the ground between himself and the lieutenant colonel, and will successively take others, as has been prescribed in the school of the Company, No. 531. The corporal on his right and left will march in the same step, keeping the head and shoulders square to the front.

The two general guides will march in the same step with the color sergeant, and will keep themselves, as nearly as possible, on a line with him, paying no attention to one another. Their object is, to indicate to the wings the step of the centre of the battalion, and to facilitate the establishment of the wings on the direction of the centre, should they be too far in the rear.

The three corporals of the second rank of the color guard, placed in the centre of the battalion, will march, well aligned, elbow to elbow, the head to the front, and without deranging the line of their shoulders. The one who is in the centre will march exactly in the traces of the color sergeant, and will maintain the same step, without either lengthening or shortening it, except upon the notice of the chief of the battalion or of the lieutenant colonel, even if he should find himself

at more or less than six paces from the color rank.

These three corporals with the chiefs of the fourth and fifth companies, will form the basis of alignment of the battalion.

The covering sergeant of the fifth company will march, elbow to elbow, and on the same line with the three corporals of the centre; he will keep his head direct to the front.

Point of direction to the right (or to the left.)

At this command, the major will throw himself thirty or forty paces in advance, and will place himself on the direction indicated by the chief of the battalion; the corporal in the centre of the battalion, will direct himself upon the major, upon notice from the chief of the battalion, by throwing forward the opposite shoulder; the corporals on his right and on his left will conform themselves to his direction.

The color sergeant will also direct himself towards the major, by throwing forward the opposite shoulder; the major will cause him to incline to the right or to the left, until he covers the corporal of his file; the color sergeant will then take two points upon the ground in the new direction.

The two general guides will conform themselves to the new direction of the color sergeant.

1.—*Right (or left) oblique.*

2.—MARCH.


The color sergeant and the corporal in the centre, must oblique by an equal movement, and

maintain their shoulders square to the front; the color serjeant will oblique neither more nor less than the corporal; the major will attend to this.

When the direct march is re-taken, the color serjeant will immediately take two points on the ground between him and the major, who will have thrown himself thirty paces in advance.

HALTING THE BATTALION, MARCHING IN LINE OF BATTLE, AND ALIGNING IT.

Figure No. 19.



- 1.—*Battalion.*
- 2.—*HALT.*

The battalion being halted, if the chief of battalion wishes to give it a general alignment, he will place himself a few paces outside of the general guide of either wing, (the right is supposed,) the right general guide and the color will face to him, and he will promptly establish them on the direction which he may wish to give to the battalion; this done, the left general guide will place himself on the direction, and the major will assure him in his position.

The two corporals of the color guard will return to their places in the line of battle.

These dispositions being made, the chief of battalion will command—

- 1.—*Guides on the line.*
- 2.—*On the centre dress.*
- 3.—*Color and Guides—POSTS.*

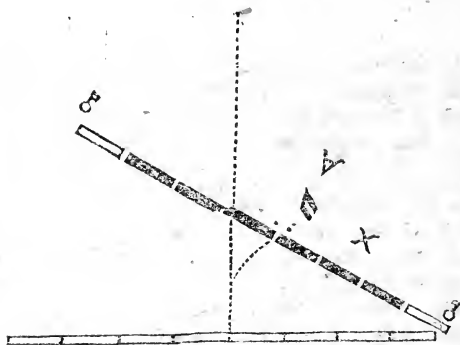
At the first command, the right guide of each of the companies of the right wing, and the left guide of each of the companies of the left wing, ^{will} place themselves on the direction of the color, and the two general guides; face to the color, and each ^{place} himself in rear of the guide who is immediately before him, at a distance equal to the front of his company; they will align themselves on the color, and the general guide in front of them.

The battalion being aligned, the color and guides will re-take their places in line of battle.

The general guides in placing themselves upon the line, will be careful to go a little outside of the wings of the battalion.

CHANGE OF DIRECTION IN MARCHING IN LINE
OF BATTLE.

Figure No. 20.



- 1.—*Change direction to the right.*
- 2.—**MARCH.**

The color rank will take the step of fourteen inches, and will direct itself circularly to the right, observing to advance, insensibly, the left-shoulder, and will describe an arc of the circle, neither too large nor too small.

The right general guide will merely pivot; the left general guide will march, circularly, the step of twenty-eight inches, and will align himself on the color and the right general guide.

The corporal in the centre of the battalion, will take the step of fourteen inches and will

wheel to the right, by gradually advancing the left shoulder.

1.—*Forward.*

2.—MARCH.

The battalion will re-take the direct march. The major, having thrown himself thirty or forty paces in advance, on the perpendicular line which the corporal in centre of the battalion will have to follow, will place the color sergeant opposite that file; the color sergeant will, immediately, take two points on the ground between himself and the major.

TO MARCH THE BATTALION IN RETREAT.

The battalion being halted, if the chief of battalion wishes to march it in retreat, he will command—

1.—*Face to the rear.*

2.—*Battalion*—ABOUT FACE.

At the second command, the color guard and the general guides, if they are before the front, will re-take their places in line of battle; the color sergeant will step into the rear rank, now become the front.

3.—*Battalion forward.*

4.—MARCH.

At the third command, the color sergeant and the two corporals of the rear rank of his guard,

will step eight paces to the front, and will be replaced by the front rank of that guard; the two general guides will step out on a line with the rank of the color guard, the covering sergeants on the line of file closers. The three file closers nearest the centre of the battalion, will unite behind the rank of the color guard, so as to serve as a basis of alignment for the rank of file closers.

The battalion will march in retreat by the same principles as by the front rank. The file closer, who finds himself behind the color sergeant, will follow exactly in his traces.

If it be a battalion of direction, the color sergeant will direct himself upon the markers. If it be a subordinate battalion, he will maintain himself on the perpendicular line, by means of the points which he will select upon the ground.

- 1.—*Battalion.*
- 2.—HALT.
- 3.—*Face to the front.*
- 4.—*Battalion*—ABOUT FACE.

At the fourth command, the color rank, the general guides, and the covering sergeants will re-take their places in line of battle; the color sergeant will step into the front rank.

CHANGE OF DIRECTION IN MARCHING IN RETREAT.

A battalion, marching in line of battle, in retreat, will change direction by the means indicated. When marching by the rear rank, the three file closers, united in the centre of the bat-

tion, will conform themselves to the movement of the color rank, and will wheel the same as this rank; the file closer, who finds himself in the centre, will take the step of fourteen inches and will always maintain himself at the same distance from the color sergeant.

The rank of file closers, will conform itself to the movement of the centre.

PASSAGE OF OBSTACLE—ADVANCING AND RETREATING—THE COMPANIES PLOY TO THE REAR INTO COLUMN, AT FULL DISTANCE.

Figure No. 21.



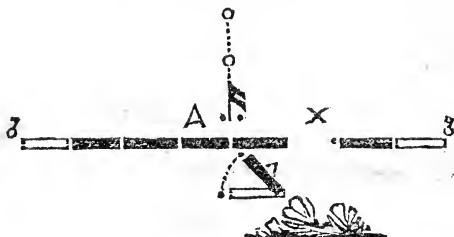
1.—*Third company obstacle.*

The company will face to the left in marching, at the command of its chief; the two files on the left, will break promptly to the rear, and the company will accelerate the step; the left guide will place himself at the head of the front rank, to conduct it, and direct himself parallelly with the company behind which he is to form in column. The company will face to the right in marching, taking the guide on the right. This guide will accelerate the step, until the command,

to the step, given by his chief of company, he will then take the step of the battalion, and will march in the traces of the chief of company, behind which he finds himself.

As soon as the third company will have faced to the left, the left guide of the second will place himself on the left of the front rank of his company, and will maintain between it and the right of the fourth, the necessary interval for the return of the third into line.

Figure No. 22.



2.—*Third company*—FORWARD INTO LINE.

The company will form itself into line, by the principles for the formation of forward into line.

Same principles and inverse means, for executing the passage of an obstacle, before a company of the left wing.

If the passage of an obstacle, before several companies at one time has to be executed, (for example: the three companies of the right or the three companies of the left,) the guides, with the exception of the one nearest to the battalion, in

marching by the flank, will be careful to incline towards the battalion.

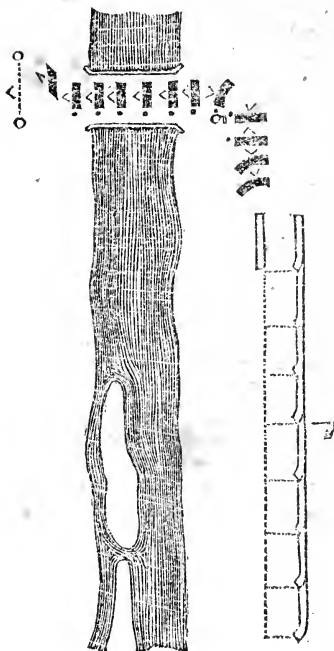
Same principles for executing the passage of an obstacle in marching in retreat, as in marching by the front rank.

When the company, of which the color rank forms a part, has to execute the passage of an obstacle, the color rank will return to its company the moment it faces to the right or to the left, and as soon as it returns in line, the color rank will promptly throw itself six paces in front of the battalion, and will take the step from the major, who will immediately throw himself twenty-five or thirty paces before the color sergeant, establish himself on the perpendicular, and the color sergeant will immediately take two points on the ground between himself and the major.

It has been prescribed, as a general rule, that the companies of the right wing must execute the passage of an obstacle, by the left flank, and those of the left wing, by the right flank; but, if the obstacle covers, at the same time, several companies of the centre, each one of those companies will ploy behind the company to which it will be nearest in the wing to which it belongs.

TO PASS A DEFILE IN RETREAT BY THE RIGHT
OR LEFT FLANK.

Figure No. 23.



1.—*To the rear by the right flank, pass the defile.*

The chief of the first company having commenced the movement, the right guide, after having passed the line of file closers by four paces, and having again turned to the right, will direct himself towards the left of the battalion, and when the chief of company will form it by platoon into line, this guide, who is at the head of the column, will direct himself towards the marker, who will have been placed at fifteen or twenty paces from the file closers, at the point where the companies will have to change direction to enter the defile.

The other companies follow the movement, so as to be at the proper distance in marching by the flank, until the formation by platoons; but without, however, being constrained to maintain the step of the company which precedes it.

Same principles and inverse means for passing a defile by the left flank.

If the defile be too narrow to pass by platoons, it will be traversed by the flank; the file closers will watch that the files close up in marching.

MARCHING BY THE FLANK.

In this march, the sergeant who is at the head of the battalion, will take points on the ground to insure the direction, and will be careful to preserve the length and cadence of the step.

In the march by the right flank, the sergeant who closes the left of the battalion will place himself as a chief of company; the covering corporal behind him as a covering sergeant.

In the march by the left flank, the sergeant

who closes the left of the battalion will place himself as a covering sergeant, and the corporal who is behind him will pass into the line of file closers. The covering sergeant of the first company will place himself on the right of the front rank man of the first file.

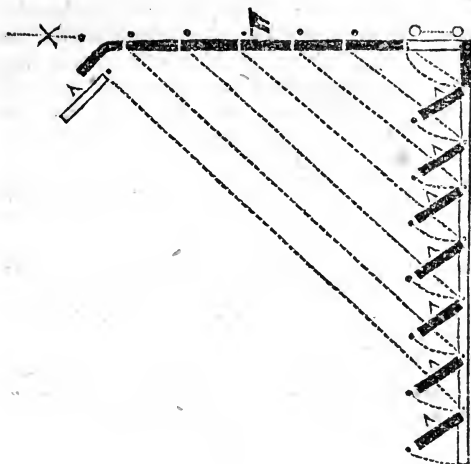
The file closers will watch that the files neither close nor open their distance, and that they only insensibly regain it, should they have lost it.

TO FORM THE BATTALION ON THE RIGHT OR
LEFT BY FILE INTO LINE OF BATTLE.

The right or left guide of each company, (according to the formation,) except the one of the company who finds himself at the head, will place himself on the direction of the markers, opposite the first or last file, the moment that file arrives on the line.

CHANGE OF FRONT.

Figure No. 24.



- 1.—*Change front, forward on first company.*
- 2.—*By company, right-half wheel.*
- 3.—*Quick—MARCH.*
- 4.—*Forward.*
- 5.—*MARCH.*
- 6.—*Guide right.*
- 7.—*Guides—POSTS.*

At the third command, the left guides will place themselves on the left of their companies the instant they can pass.

At the fifth command, the right guide of the second company will march straight before him, till the moment his company will have to turn to the right; the right guide of each of the other companies will follow the file, which at the moment the wheeling ceases, he will find before him, in the company which precedes his, and will march in the traces of that file, until the company of which it forms a part turns to the right to march towards the line.

Each right guide in turning towards the line, will direct himself so as to arrive squarely thereon.

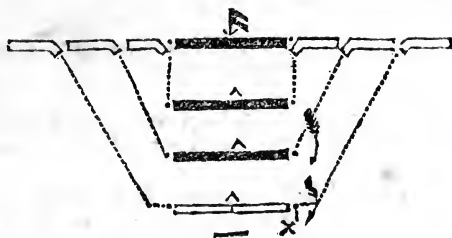
Each company will be halted at three paces from the line of battle, and at the same instant the left guide will place himself upon the line.

Same principles and inverse means for changing front on eighth or last company.

Same principles for changing front to the rear; the guides cross the line of battle so that the front rank will have passed by three paces.

DOUBLE COLUMN AT HALF DISTANCE.

Figure No. 25.



- 1.—*Double column at half distance.*
- 2.—*Battalion—INWARD FACE.*
- 3.—*Quick—MARCH.*

The three companies of the right will be conducted to take their places in column by the left guides, and the three left companies by the right guides.

The left guide of the fifth company will place himself in the front rank, on the left of the division, as soon as he can pass.

Each company having entered the column and faced to the front, each left guide of the right companies will pass into the line of file closers.

The right guides will be careful to place themselves correctly on the direction, and to take their distances, before the chief of division will have commanded, *right dress*.

The double column will habitually take the guide on the right, but it may take it on the left or on the centre; the divisions will take the de-

nominations of first, second, third and fourth divisions, according to the positions which they occupy in column.

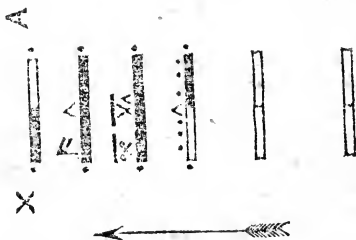
DEPLOYMENT OF THE DOUBLE COLUMN FACED TO THE FRONT.

This deployment will be executed by the principles prescribed for the deployment of column in mass.

When the double column will be formed into line of battle, faced to the right or to the left, the duties of the guides are the same as in the movements, right or left into line, wheel, and on the right or on the left into line.

DISPOSITION AGAINST CAVALRY.

Figure No. 26.

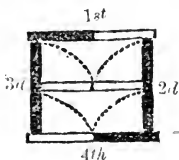


- 1.—*To form square.*
- 2.—*To half distance close column.*
- 3.—*Quick—MARCH.*

At the moment the last division will halt, the

file closers of this division, passing by the outer flank of their companies, will throw themselves rapidly in front of the front rank, and face towards the head of the column.

Figure No. 27.



- 1.—*Form square.*
- 2.—*Right and left into line—WHEEL.*
- 3.—*Quick—MARCH.*
- 4.—*Guides—POSTS.*

At the first command, the lieutenant colonel, facing to the left guides, and the major, facing to those of the right, will align them upon the guides of the fourth division, who will stand fast, holding up their pieces inverted, perpendicularly in front of their bodies; the right guides, in placing themselves on the direction, will take their exact distances.

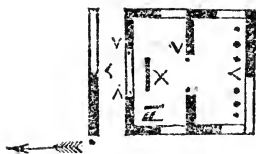
At the second command, the color sergeant will step back into the line of file closers, opposite to his place in line of battle, and will be replaced by the corporal of his file who is in the rear rank.

At the third command, the square will be

formed; the 4th division having closed up, its chief will face it about; the chief of company who is in the interval, will change places with the covering sergeant; the file closers will, at the same moment, close up a pace.

At the fourth command, the guides will enter the square; in the companies which have formed to the right into line of battle, the left guides will place themselves behind their chief of companies, and the covering sergeants will place themselves as file closers of their companies.

Figure No. 28.



- 1.—*Form column.*
- 2.—*Quick—MARCH.*

The file closers of the last division will remain before the front rank.

When a column, disposed for the formation of the square will be on the march, it will change direction the same as a column at half distance, but only by wheelings.

During the march, the right guides will preserve exactly, company distance, the same as the left guides.

- 1.—*To march in retreat.*
- 2.—*Face by the rear rank.*
- 3.—*Battalion*—ABOUT FACE.

At the second command, the file closers of the interior divisions will throw themselves, passing, by the outer flank of their respective companies, behind the front rank, opposite to their places in line of battle. Those of the other divisions will stand fast.

At the third command, the guides will step into the rear rank, now become the front.

When the column will be faced by the front rank, the guides and file closers will conform to the principles prescribed above.

TO REDUCE SQUARE.

- 1.—*Reduce square.*
- 2.—*Quick*—MARCH.

This movement will be executed in the manner indicated for the formation of column; but the file closers of the last division will throw themselves behind the rear rank at the moment it will face about; the color sergeant will re-take his place in column.

REMARKS.

If the column, instead of being at full distance, as has been supposed, be at half distance at the command of *form square*, the file closers of the last division will throw themselves before the

front rank. The left and right guides will be aligned on those of the last division, as has been said. At the command, *right and left into line, wheel*, the color sergeant will step back into the line of file closers, and will be replaced by the corporal of his file who is in the rear rank. At the command of *quick—march*, the formation will be executed after the prescribed principles.

When a column having to form square, will not have time to form divisions, it will be formed by the commands and means previously indicated; the first and last companies will conform to what has been prescribed for the first and fourth divisions; the other companies will form by platoons, to the right and left, into line of battle.

A battalion being in line of battle when it is desired to form square, whether the column is formed in simple or double column, the dispositions particular to the formation of squares will be executed. The division which has to take post in the rear of the column, will take distance of column closed in mass, and as soon as it will be halted, the file closers of this division will throw themselves before the front rank.

THE RALLY.

The battalion being dispersed, when the chief of battalion wishes to rally it, he will cause the drums to beat to the color, and will place at the same time, the color sergeant and two markers on the direction which he wants to give to the battalion.

The color company will be promptly aligned

against the markers; each of the other companies will be rallied about six paces in rear of the post which it will have to occupy in line of battle; it will afterwards be brought upon the alignment of the colour company and established thereon, according to prescribed principles.

If the battalion has to be rallied in column, the chief of the battalion will cause the drums to beat the assembly; two markers will be posted before the position to be occupied by the first company; the chief of this company will rally it behind the markers, and the chief of each of the other companies will rally it at platoon distance, in rear of the one which has to precede it in order of column.

RULES FOR MANŒUVREING BY THE REAR RANK.

The battalion being by the front rank, when the chief of battalion wishes to face it by the rear rank, he will command,

- 1.—*Face by the rear rank.*
- 2.—*Battalion.*
- 3.—**ABOUT FACE.**

If the battalion be deployed, this movement will be executed as has been indicated for the firings by the rear rank.

If the battalion be in column by companies or by platoon, the chiefs of companies, to take their new places in column, will pass by the left flank of their companies, and the file closers by the

right flank. The guides will place themselves in the rear rank, become the front.

If the column be formed by divisions, the chiefs of divisions will pass through the intervals which are in the centre of their respective divisions, and the file closers by the rear flank of their respective companies; the junior captain will step into the rear rank, become the front, and his covering sergeant will step behind him in the front rank, become the rear.

The companies and divisions will preserve the same denominations as by the front rank.

The column will be faced to the front, by the means prescribed above.

If the column be formed by companies or by platoons, the chiefs of companies, to take their new places in column, will pass by the left of companies, become the right; and the file closers by the right, become the left.

INSTRUCTION FOR SKIRMISHERS.

TO DEPLOY FORWARD.

The first, second and third sergeants follow the movement—they will be placed on the right, on the left and in the centre of the company—one of them will be charged with the direction.

The line being formed, these three non-commissioned officers will throw themselves ten paces behind the first two files of the right and left, respectively, and opposite to the centre of the line.

The reserve will be commanded by the third lieutenant who will have with him the fourth and fifth sergeants. The third lieutenant will place himself two paces in front of it, the fourth sergeant on the left flank, and the fifth sergeant as file closer.

If no reserve be formed, the third lieutenant, fourth and fifth sergeants will take their place in line of battle, abreast with the first, second and third sergeants.

TO DEPLOY BY THE RIGHT OR LEFT FLANK.

The first three sergeants will place themselves as has been directed for the deployment forward—one of them will be charged with the direction.

If the deployment takes place on the centre, the two sergeants, who are on the right and on

the left of the company, will be charged with the direction. The right guide will place himself by the side of the right file to conduct it, and the left guide by the side of the left file

TO MARCH FORWARD AND IN RETREAT.

The commands of the captain will be repeated with the greatest rapidity by the lieutenants, and if necessary, by the non-commissioned officers. This rule is general, whether the company marches by the front or by the flank.

The three sergeants will throw themselves on the line—the first on the right, the second on the left, and the third in the centre. They will retake their places in line of battle, as soon as the line will be halted.

The non-commissioned officers will scrupulously observe that order is maintained.

TO MARCH BY THE FLANK.

The right or the left guide, will place himself by the side of the man on the right or on the left, to conduct the line.

THE RALLY AND THE ASSEMBLY.

The rally is made in a run—the assembly in quick time.

THE RALLY.

The third lieutenant will begin the formation of the reserve, by throwing back a little the two flanks of the reserve.

The non-commissioned officers will direct the execution of the movement, and then place themselves within the circle.

When there will not be time to rally on the reserve, the rally will be made by platoon on the ground the most advantageous, behind the line of skirmishers.

When the rally is made on the battalion, each platoon and the reserve will unmask the battalion by directing themselves, in a run towards the nearest flank, and then form in its rear.

TO REDUCE THE CIRCLE.

The sergeants will pass out—the third lieutenant will align the reserve—the platoons will form on its right and left.

THE ASSEMBLY.

The reserve will be formed in the order in which it was before the deployment—the skirmishers will assemble upon it, and each will resume his place in his rank.

REMARKS.

In a battalion deployed as skirmishers, each company will have its reserve—the rally will be made upon the same principles as for an isolated company—but, instead of forming in circle, they will form square by two ranks, and by echelon at thirty paces—the reserve will form the first front, the skirmishers who arrive first will form the lateral front, and the others the fourth front—the non-commissioned officers will direct the movement.

When several companies are deployed at one time, each company will deploy on the principles prescribed for an isolated company, and will align itself on the ones already deployed.

QUESTIONS.

See page designated by figures for answer to questions.

Repeat the general rules of the school of the battalion.
See page 5.

How do you open and close ranks? 5.

Explain the manœuvre? 5.

How will you close the ranks? 6.

Explain the loadings and firings. 6.

How do you break to the front by the right into column?

6. To the left? 7.

How will you break by division? 8.

How do you break to the rear by the right into column?

8. To the left? 8.

How do you ploy the battalion, from line of battle, into close column or mass, the first company right in front? 9.

Explain the movement? 9.

When the battalion is to be ployed in front of the first company how will you execute it? 10. If the battalion is to be ployed, in front or rear of the eighth company, how will it be done? 10. Suppose the movement to be made on an interior company, how will you do it? 10.

In the march in column at full distance, how many ways are there of giving the direction to the leading general guide? 11. Name them. 11. The column being halted, and you wish to march it a short distance to the rear, how will you do it? 15. Column being in march and you wish to change the direction to the right, or left, what command shall be given? 16.

How will you rectify the direction of the guides of a column, before forming it into line of battle? 17.

How will you close the column in mass on the head of the column? 18. How will you close the column in mass, on the rear of the column? 19.

How will you take wheeling distance on the head of the column? 20. Before the commencement of this manœuvre, what is the duty of the left guide? 20.

How can you take wheeling distance on the rear of the column? 21. What precautionary measure should be taken before this movement commences? 21.

How will you change the direction of column closed in mass from a halt by the right flank? 22. By the left flank? 22.

The column by division closed in mass being on the march, and you wish to change its direction to the right, what will you command? 23. What command to change to the left? 23. What are the precautions to be given? 23.

In column by sub-division closed in mass at a halt, how will you throw them into division? 25. Explain the movement. 25.

When in column by sub-division, but at full, or at half distance, how will you form into divisions? 26. How will you then throw them into lines? 26.

Column being at full distance, and you wish to throw it on the right into line, what will you command? 28.

Column being at full distance, how will you throw it forward into line? 30.

Column being at full distance, how will you throw it into line faced to the rear? 32.

How will you deploy column on first division? 34.

How will you advance in line of battle? 35. Explain this movement. 35.

During the movement how will you change the direction of the march? 37.

How will you halt the battalion, marching in line of battle? 38.

How will you then align it? 39.

How will you change direction in marching in line of battle? 40.

After it has changed direction as commanded, and you desire it to move forward, what will you command? 41.

How will you march a battalion in retreat? 41.

After you have marched it to the retreat, how will you halt and face it to the front? 42.

In marching a column in line of battle advancing, and you meet with obstacles, how will you manœuvre? 43. What has been prescribed as a general rule in this movement? 45.

How will you pass a defile to the rear by the right flank?
47. How will you change front forward on first company?
49.

From line of battle, how will you form double column at half distance? 51.

How will you throw the battalion from double column at half distance, faced to the front, right or left? 52.

In disposition against cavalry, what preparatory step is taken, where the column by division is at full distance? 52.

What command do you give to form square? 53.

How will you form column from hollow square? 54.

How will you march in retreat in square? 55.

By what command will you reduce square? 55.

When a column having to form square will not have time to form divisions first, how will you then manage it? 56.

The battalion being dispersed, how will you manage to rally it? 56.

Suppose you wish to rally the battalion in column, what will you do? 57.

What are the rules for manœuvring by the rear rank? 57.

APPENDIX.

UNIFORM AND DRESS OF THE ARMY.

General Orders No. 9.

ADJUTANT AND INSPECTOR-GENERAL'S OFFICE,)
RICHMOND, VA., June 6, 1861.)

TUNIC.

For Commissioned Officers.—All officers shall wear a tunic of gray cloth, known as cadet gray; the skirt to extend half-way between the hip and the knee; double breasted for all grades.

For a Brigadier General.—Two rows of buttons on the breast, eight in each row, placed in pairs; the distance between the rows four inches at top and three inches at bottom; stand up collar, to rise no higher than to permit the chin to turn freely over it; to hook in front at the bottom, and slope thence up and backward, at an angle of thirty degrees, on each side; cuffs two and a half inches deep on the under side, there to be buttoned with three small buttons, and sloped upwards to a point, at a distance of four inches from the end of the sleeve; pockets in the folds of the skirt, with one button at the hip and one at the end of each pocket, making four buttons on the back and skirt of the tunic, the hip buttons to range with the lowest breast buttons.

For a Colonel.—The same as for a brigadier general, except that there will be only seven buttons in each row on the breast, placed at equal distances.

For a Lieutenant Colonel, Major, Captain and Lieutenant.—The same as for a Colonel.

For Enlisted Men.—The uniform coat for all enlisted men shall be a double breasted tunic of gray cloth, known as cadet gray, with a skirt extending half-way between the hip and the knee; two rows of buttons on the breast, seven in each row: the distance between the rows four inches at top and three inches at bottom, stand up collar, to rise no higher than to permit the chin to turn freely over it; to hook in front at the bottom, and slope thence backwards at an angle of thirty degrees on each side; cuffs two and a half inches deep at the under seam, to button with two small buttons, and to be slightly pointed on the upper part of the arm; pockets in the folds of the skirts. The collars and cuffs to be of the color prescribed for facings for the respective arms of service, and the edges of the tunic to be trimmed throughout with the same colored cloth. Narrow lining in the skirts of the tunic of gray material.

FACINGS.

The facings for general officers, and for officers of the Adjutant-General's Department, the Quartermaster-General's Department, the Commissary-General's Department, and the Engineers—Buff. The tunic of all officers to be edged throughout with the facings designated.

For the Medical Department.—Black.

For the Artillery.—Red.

For the Cavalry.—Yellow.

For the Infantry.—Light Blue.

For fatigue purposes, a light gray blouse, double breasted, with two rows of small buttons, seven in each row; small turnover collar, may be issued to the troops.

On all occasions of duty, except fatigue, and when out of quarters, the coat will be buttoned and hooked at the collar. Officers on bureau duty may wear the tunic open.

BUTTONS.

For General Officers and Officers of the General Staff.—Bright gilt, rounded at the edge, convex, raised eagle in the centre, with stars surrounding it; large size, one inch in exterior diameter; small size, half an inch.

For Officers of the Corps of Engineers.—The same as for the General Staff, except that, in place of the eagle and stars, there will be a raised E in German text.

For Officers of Artillery, Infantry, Riflemen and Cavalry.—Gilt, convex, plain, with large raised letter in the centre: A, for the Artillery; I, for the Infantry; R, for the Riflemen; C, for the Cavalry; large size, seven-eighths of an inch in exterior diameter; small size, half an inch.

Aids-de-Camp may wear the button of the General Staff, or of their regiments or corps, at their option.

For Enlisted Men of Artillery.—Yellow, convex, large raised letter A in the centre; three-quarters of an inch in exterior diameter.

For all other enlisted men, the same as for the Artillery, except that the number of the regiment, in large figures, will be substituted for the letter A.

TROUSERS.

The uniform trousers for both officers and enlisted men will be of cloth throughout the year; made loose and to spread well over the foot; of light (or sky) blue color, for regimental officers and enlisted men; and of dark blue cloth for all other officers; reinforced for the Cavalry.

For General Officers.—Two stripes of gold lace on the outer seam, one-eighth of an inch apart, and each five-eighths of an inch in width.

For Officers of the Adjutant-General's Department, the Quartermaster-General's Department, the Commissary-General's Department, and the Corps of Engineers.—One stripe of gold lace on the outer seam, one inch and a quarter in width.

For the Medical Department.—A black velvet stripe; one inch and a quarter in width, with a gold cord on each edge of the stripe.

For Regimental Officers.—A stripe of cloth on the outer seam, one inch and a quarter in width; color according to corps: for Artillery, red; Cavalry, yellow; Infantry, dark blue.

For the non-commissioned Staff of Regiments and for all Sergeants.—A stripe of cotton webbing or braid on the outer seam, one and a quarter inches in width; color according to arm of service.

For all other Enlisted Men.—Plain.

CHAPEAU, OR COCKED HAT.

A chapeau, or cocked hat, will be worn by General Officers and Officers of the General Staff and Corps of Engineers, of what is called the French pattern; the model to be deposited in the office of the Quartermaster-General.

Forage Cap for Officers.—A cap similar in form to that known as the French kepi, according to pattern to be deposited in the office of the Quartermaster-General.

Uniform Cap.—According to pattern to be deposited in the office of the Quartermaster-General.

POMPOX.

For the Artillery.—Red.

For the Infantry.—Light blue.

For the Cavalry.—Yellow.

CRAVAT, OR STOCK.

For all Officers.—Black, when a cravat is worn, the tie not to be visible at the opening of the collar.

For Enlisted Men.—Black leather, according to pattern.

BOOTS.

For all Officers.—Ankle or Jefferson.

For Enlisted Men of Cavalry.—Ankle and Jefferson, according to pattern.

For other Enlisted Men.—Jefferson, according to pattern.

SPURS.

For all Mounted Officers.—Yellow metal or gilt.

For Enlisted Mounted Men.—Yellow metal, according to pattern.

GLOVES.

For General Officers, and Officers of the General Staff, and Staff Corps.—Buff or white.

For Officers of Artillery, Infantry and Cavalry.—White.

SASH.

For General Officers.—Buff silk net, with silk bullion fringe ends; sash to go twice round the waist, and to tie behind the left hip; pendant part not to extend more than eighteen inches below the tie.

For Officers of the General Staff and Engineers, and of Artillery and Infantry.—Red silk net.

For Officers of the Cavalry.—Yellow silk net.

For Medical Officers.—Green silk net.

All, with silk bullion fringe ends; to go around the waist, and to tie as for General Officers.

For Sergeants.—Of worsted, with worsted bullion fringe ends; red for Artillery and Infantry, and yellow for Cavalry. To go twice around the waist, and to tie as above specified.

SWORD BELT.

For all Officers.—A waist belt not less than one and one-half inches, nor more than two inches wide; to be worn over the sash; the sword to be suspended from it by slings of the same material as the belt, with a hook attached to the belt upon which the sword may be hung.

For General Officers.—Russian leather, with three stripes of gold embroidery; the slings embroidered on both sides.

For all other Officers.—Black leather, plain.

For all non-Commissioned Officers.—Black leather, plain.

SWORD BELT PLATE.

For all Officers and Enlisted Men.—Gilt, rectangular; two inches wide, with a raised bright rim; a silver wreath of laurel encircling the "Arms of the Confederate States."

SWORD AND SCABBARD.

For all Officers.—According to patterns to be deposited in the Ordnance Bureau.

SWORD KNOT.

For all Officers.—Of plaited leather, with tassels.

BADGES TO DISTINGUISH RANK.

On the sleeve of the tunic, rank will be distinguished by an ornament of gold braid, (in form as represented in the drawing deposited in the Quartermaster General's office;) extending around the seam of the cuff, and up the outside of the arm to the bend of the elbow. To be of one braid for lieutenants; two for captains; three for field officers; and four for general officers. The braid to be one-eighth of an inch in width.

On the front part of the collar of the tunic, the rank of the officer will be distinguished, as follows:

General Officers.—A wreath with three stars enclosed embroidered in gold. The edge of the wreath to be three-fourths of an inch from the front edge of the collar; the stars to be arranged horizontally; the centre one to be one and one-fourth inches in exterior diameter, and the other three-fourths of an inch.

Colonel.—Three stars, embroidered in gold, arranged horizontally, and dividing equally the vertical space of the collar. Each star to be one and one-fourth inches in exterior diameter; the front star to be three-fourths of an inch from the edge of the collar.

Lieutenant Colonel.—Two stars of same material, size and arrangement as for a Colonel.

Major.—One star, of same material and size as for a Colonel; to be placed three-fourths of an inch from the edge of the collar, and dividing equally the vertical space.

Captain.—Three horizontal bars, embroidered in gold; each one-half an inch in width; the upper bar to be three inches in length; the front edge of the bars to incline to correspond with the angle of the collar, and to be three-fourths of an inch from the edge; the line of the back edges to be vertical.

First Lieutenant.—Two horizontal bars of the same material and size as for captains, and dividing equally the vertical space of collar.

Second Lieutenant.—One horizontal bar of the same material and size as for the centre bar of captain, and dividing equally the vertical space of collar.

OVERCOATS FOR ENLISTED MEN.

For Mounted Men.—Of cadet gray cloth; stand up collar; double breasted; cape to reach to the cuff of the coat, when the arm is extended, and to button all the way up, (buttons, eighteen.)

For Footmen.—Of cadet gray cloth; stand up collar; double breasted; cape to reach to the elbows, when the arm is extended, and to button all the way up, (buttons, eighteen.) For the present, to be a talma, with sleeves, of water-proof material; black.

CHEVRONS.

The rank of non-commissioned officers will be marked by chevrons on both sleeves of the uniform tunic and the overcoat, above the elbow, of silk or worsted binding, half an inch wide; color the same as the edging of the tunic; points down, as follows:

For a Sergeant Major.—Three bars and an arc in silk.

For a Quartermaster Sergeant.—Three bars and a tie in silk.

For an Ordnance Sergeant.—Three bars and a star in silk.

For a First (or Orderly) Sergeant.—Three bars and a lozenge in worsted.

For a Sergeant.—Three bars in worsted.

For a Corporal.—Two bars in worsted.

HAIR AND BEARD.

The hair to be short; the beard to be worn at the pleasure of the individual; but, when worn, to be kept short and neatly trimmed.

By command of the Secretary of War.

S. COOPER,

Adjutant and Inspector General.



5-03-7

10-2-11

